**FINAL REPORT**

| | |
|---|---|
| Contents: | Volume 1 of 4<br>Text, Figures, Summary Tables, and Appendices A - H |
| Study Title: | A 90-Day Repeat-Dose Dermal Toxicity Study Utilizing Clarified Oils, Catalytic Cracked in Sprague Dawley Rats |
| Laboratory Project ID: | WIL-402023 |
| Author: | Angela S. Burke, PhD, DABT |
| Test Guideline: | OPPTS Guideline 870.3250<br>40 CFR 798.2250<br>OECD Guideline 411 |
| Study Completion Date: | 3 August 2012 |
| Performing Laboratory: | WIL Research Laboratories, LLC<br>1407 George Road<br>Ashland, OH 44805-8946 |
| Sponsor: | American Petroleum Institute<br>1220 L Street, NW<br>Washington, DC 20005 |
| Total Number of Pages: | 1326 |

## COMPLIANCE STATEMENT

The following is a detailed description of all differences between the practices used in this study, designated WIL-402023, and those required by the United States EPA GLP Standards (40 CFR Part 792), 18 September 1989, and the OECD Principles of GLP [C(97) 186/Final], 26 November 1997:

- The Sponsor conducted test substance characterization according to non-GLP standards and provided the characterization report to WIL Research (presented in Appendix B).

- The stability and purity of the test substance was not tested; however, it is the professional judgment of the Sponsor that the formulations are considered stable under the conditions of the study, because the test substance is intended for use at high temperatures. The expiration date for the test substance is unknown.

These exceptions had no effect on the integrity or quality of the study.

The protocol was designed and the study was conducted to be in general accordance with the U.S. EPA Health Effects Test Guidelines OPPTS 870.3250, the 40 CFR 798.2250, and the OECD Guidelines for Testing of Chemicals, Health Effects Test Guidelines, Section 411, 12 May 1981.

Angela S Burke
Angela S. Burke, PhD, DABT
Staff Toxicologist, Toxicology
Study Director

03 Aug 2012
Date

# TABLE OF CONTENTS

**VOLUME 1** Page

**Compliance Statement** ..... **2**
**Table of Contents** ..... **3**
**Index of Figures** ..... **6**
**Index of Tables** ..... **6**
**Index of Appendices** ..... **8**
**1. Summary** ..... **10**
1.1. Objective ..... 10
1.2. Study Design ..... 10
1.3. Results ..... 11
1.4. Conclusions ..... 14
**2. Introduction** ..... **15**
2.1. General Study Information ..... 15
2.2. Key Study Dates ..... 16
2.3. Contributing Scientists ..... 16
2.4. Participating Scientists ..... 16
2.5. WIL Research Key Study Personnel ..... 17
**3. Study Design** ..... **18**
**4. Experimental Procedures - Materials and Methods** ..... **20**
4.1. Test Substance and Vehicle ..... 20
4.1.1. Test Substance ..... 20
4.1.2. Vehicle ..... 20
4.1.3. Preparation ..... 20
4.1.4. Sampling and Analyses ..... 21
4.2. Test System, Animal Receipt, and Acclimation/Pretest Period ..... 22
4.3. Animal Housing ..... 23
4.4. Diet, Drinking Water, and Maintenance ..... 23
4.5. Environmental Conditions ..... 24

**VOLUME 1 (continued)** Page

4.6. Assignment of Animals to Treatment Groups .....24
4.7. Organization of Test Groups, Dosage Levels, and Treatment Regimen .....25
**5. Parameters Evaluated .....28**
5.1. Survival .....28
5.2. Clinical Observations .....28
5.3. Dermal Observations .....28
5.4. Body Weights .....28
5.5. Food Consumption .....29
5.6. Clinical Pathology .....29
5.6.1. Hematology and Coagulation .....30
5.6.2. Serum Chemistry .....30
5.7. Ophthalmic Examinations .....31
5.8. Anatomic Pathology .....31
5.8.1. Macroscopic Examination .....31
5.8.2. Organ Weights .....33
5.8.3. Slide Preparation and Microscopic Examination .....33
5.9. Data Acquisition and Analysis .....34
5.9.1. Acquisition and Reporting .....34
5.9.2. Statistical Analysis .....34
**6. Results .....36**
6.1. Analyses of Dosing Formulations .....36
6.2. Survival .....37
6.3. Clinical Observations .....38
6.4. Dermal Observations .....39
6.5. Body Weights .....39
6.6. Food Consumption .....40
6.7. Clinical Pathology .....40
6.7.1. Hematology and Coagulation .....40

**VOLUME 1 (continued)** Page

6.7.2. Serum Chemistry ....42
6.8. Ophthalmic Examinations ....43
6.9. Anatomic Pathology ....44
6.9.1. Macroscopic Examination ....44
6.9.2. Organ Weights ....44
6.9.3. Microscopic Examination ....46
**7. Discussion and Conclusions ....53**
7.1. Discussion ....53
7.2. Conclusions ....55
**8. Report Review and Approval ....57**
**9. Quality Assurance Department Statement ....58**
**10. References ....61**
**11. Data Retention ....62**
**12. Abbreviations ....63**

## INDEX OF FIGURES

**VOLUME 1 (continued)** Page

1. Summary of Body Weights [g] (Males) ..... 65

2. Summary of Body Weights [g] (Females) ..... 66

## INDEX OF TABLES

S1. Summary of Survival and Disposition ..... 68

S2. Summary of Clinical Findings
(Detailed Physical Examinations/Dispositions) ..... 70

S3. Summary of Post-Dose Findings (Dosing Day Observations) ..... 77

S4. Summary of Clinical Findings (Daily Observations - Nondosing Days) ..... 83

S5. Summary of Dermal Observations ..... 87

S6. Summary of Body Weights [g] ..... 89

S7. Summary of Body Weight Changes [g] ..... 97

S8. Summary of Cumulative Body Weight Changes [g] ..... 103

S9. Summary of Food Consumption [g/animal/day] ..... 109

S10. Summary of Hematology Values ..... 115

S11. Summary of Serum Chemistry Values ..... 129

S12. Summary of Ophthalmic Examination Findings
(Week -1 Pretest Examination) ..... 139

S13. Summary of Ophthalmic Examination Findings
(Week 12 Examination) ..... 140

S14. Summary of Macroscopic Findings (Unscheduled Deaths) ..... 141

S15. Summary of Macroscopic Findings (Scheduled Necropsy) ..... 145

S16. Summary of Organ Weights and Relative Organ Weights ..... 149

**VOLUME 1 (continued)** Page

S17. Summary of Cause of Death (Unscheduled Deaths) ..... 167

S18. Summary of Microscopic Findings (Unscheduled Deaths) ..... 169

S19. Summary of Microscopic Findings (Scheduled Necropsy) ..... 194

## INDEX OF APPENDICES

**VOLUME 1 (continued)** Page

A. Study Protocol and Deviations ..... 222

B. Test Substance Characterization (Sponsor-Provided Data) ..... 260

C. Analyses of Dosing Formulations (WIL Research Laboratories, LLC) ..... 263

D. Pretest Clinical Observations ..... 285

P1. Summary of Clinical Findings (Pretest Detailed Physical Examinations) ..... 286

E. Animal Room Environmental Conditions ..... 288

F. Unscheduled Clinical Observations and Treatments ..... 297

U1. Individual Clinical Observations (Unscheduled Clinical Observations) ..... 298

U2. Individual Clinical Observations (Treatments) ..... 301

G. Scoring Criteria for Dermal Reactions ..... 303

H. Clinical Pathology Methods, Procedures, and References ..... 305

**VOLUME 2**

I. Pathology Report (WIL Research Laboratories, LLC) ..... 312

J. Ophthalmic Examinations (Brian C. Gilger, DVM, MS, DACVO, DABT and David A. Wilkie, DVM, MS, DACVO) ..... 338

K. Individual Animal Data ..... 341

A1. Individual Survival and Disposition ..... 342

A2. Individual Clinical Observations (Detailed Physical Examinations/Dispositions) ..... 346

A3. Individual Clinical Observations (Dosing Day Observations) ..... 405

**VOLUME 3** Page

A3. Individual Clinical Observations
(Dosing Day Observations [continued]) ..... 649

A4. Individual Clinical Observations
(Daily Observations - Nondosing Days) ..... 848

A5. Individual Dermal Observations ..... 933

A6. Individual Body Weights [g] ..... 943

A7. Individual Body Weight Changes [g] ..... 963

**VOLUME 4**

A8. Individual Cumulative Body Weight Changes [g] ..... 985

A9. Individual Food Consumption [g/animal/day] ..... 1005

A10. Individual Hematology Values ..... 1025

A11. Individual Serum Chemistry Values ..... 1065

A12. Individual Ophthalmic Examination Findings
(Week -1 Pretest Examination) ..... 1085

A13. Individual Ophthalmic Examination Findings
(Week 12 Examination) ..... 1090

A14. Individual Animal Cause of Death (Unscheduled Deaths) ..... 1094

A15. Individual Macroscopic and Microscopic Findings
(Unscheduled Deaths) ..... 1096

A16. Individual Macroscopic and Microscopic Findings
(Scheduled Necropsy) ..... 1116

A17. Individual Organ Weights and Final Body Weights [g] ..... 1267

A18. Individual Organ Wts. Relative to Final Body Wts. [g/100 g] ..... 1287

A19. Individual Organ Weights Relative to Brain Weights [g/100 g] ..... 1307

# 1. SUMMARY

## 1.1. OBJECTIVE

The objectives of this study were to evaluate the toxicity potential of repeated dermal exposure of clarified oils, catalytic cracked for 90 days and to determine the effects on male and female rats, to verify/expand the existing data pertaining to polycyclic aromatic compounds (PAC) and the prediction of toxicity following exposure to high-boiling items based on their PAC content.

## 1.2. STUDY DESIGN

Clarified oils, catalytic cracked (CAS# 64741-62-4) in the vehicle (acetone) was administered via dermal application (non-occluded) to the back (down each side to the ventral surface) and flanks (covering approximately 10% of the body surface area) to 3 groups (Groups 3-5) of Crl:CD(SD) rats for a minimum 90-day treatment period. The test substance was applied for approximately 6 hours per day, 5 days per week, followed by a 2-day nondosing period. Half of each sex received a 3-day nondosing period prior to the last week of dosing due to the staggered scheduled necropsy. Dosage levels were 5, 25, and 50 mg/kg/day for Groups 3, 4, and 5, respectively. The dose volume was 1.5 mL/kg for Groups 2-5. A concurrent vehicle control group (Group 2) received the vehicle on a comparable regimen. A concurrent sham control group (Group 1) was subjected to the same procedures (*i.e.*, shaving, collaring, sham dosing with glass rod, and removal of residual test substance) as the test substance-treated groups; however, no vehicle or test substance was applied to these animals. Each group consisted of 10 animals/sex. The scheduled necropsy occurred on study days 89 or 90 (study week 12).

Elizabethan-style collars were used to minimize ingestion of the test substance. All study animals were acclimated to the collars prior to the initiation of dosing. Collars were worn continuously during each 5-day dosing period and removed for each 2-day nondosing period.

All rats were observed twice daily for mortality and moribundity. Clinical examinations were performed on all animals prior to dose application and at approximately 1 to 2 hours following dose application for each 5-day dosing period and once daily on nondosing days. Dermal observations were performed on all animals during the pretest period and on all animals at the end of each 5-day dosing period at approximately 1 to 2 hours after the residual test substance was removed. Detailed physical examinations were performed on all animals approximately weekly throughout the study, beginning during the pretest period, and prior to the scheduled necropsy. Individual body weights and food consumption were recorded for all animals approximately weekly throughout the study, beginning during the pretest period. Ophthalmic examinations were performed on all animals during study weeks -1 and 12. Clinical pathology parameters (hematology, coagulation, and serum chemistry) were analyzed for all animals on the day of the scheduled necropsy (study day 89 or 90). Complete necropsies were conducted on all animals. Selected organs were weighed and selected tissues were examined microscopically.

## 1.3. RESULTS

There were no test substance-related dermal observations or ophthalmic findings.

Nine animals did not survive to the scheduled necropsy including 5 males and 3 females from the 50 mg/kg/day group and 1 female from the 25 mg/kg/day group. Common clinical finding for animals found dead or euthanized *in extremis* included the following: extremities pale and/or cool to touch, body pale and/or cool to touch, dermal atonia, thin body condition, red material around the nose, decreased defecation, feces smaller than normal, and yellow material on various body surfaces (urogenital area, anogenital area, hindlimbs, ventral trunk). Other clinical findings noted in at least 1 early death animal included: hypoactivity, intermittent convulsions, continuous or intermittent tremors, gasping, increased or decreased respiration rate, labored respiration, partial closure of the eyes, unkempt appearance, swollen abdominal area, facial area, and forelimbs, prolapsed penis, and/or red penile discharge. With the exception of a 50 mg/kg/day group female,

all early death animals were noted with residual test substance within the dose site from the first day of evaluation (study day 4) until death. All animals were noted with decreased food consumption leading to body weight losses throughout the study with the exception of a single early death male in the 50 mg/kg/day group. The cause of death of these animals was due to a combination of test substance-related lesions including bone marrow depletion, thrombosis in the heart, and/or acute renal tubular necrosis, or centrilobular hepatocellular atrophy. All 9 animals had bone marrow depletion and centrilobular hepatocellular atrophy. Five animals had thrombosis in the heart and renal tubular necrosis.

All other animals survived to the scheduled necropsy.

Test substance-related clinical observations noted for the surviving animals in the 25 and/or 50 mg/kg/day group included pale extremities (1 animal) and reddened and/or swollen ears. Decreased defecation was also noted in the 25 mg/kg/day group females.

Test substance-related lower body weights and food consumption were noted in the 50 mg/kg/day group males for the duration of the study when compared to the vehicle control group.

Test substance-related hematology alterations consisted of lower absolute red blood cell counts, hemoglobin, hematocrit, eosinophil counts, and platelet counts and higher reticulocyte counts, hemoglobin distribution width (HDW), and red blood cell distribution width (RDW) in all test substance-treated groups. Lower mean corpuscular volume (MCV) and mean corpuscular hemoglobin (MCH) were noted in the 25 and/or 50 mg/kg/day group females. Test substance-related serum chemistry alterations consisted of higher urea nitrogen levels in all test substance-treated groups, higher cholesterol levels in the 25 and 50 mg/kg/day group males and females, higher gamma glutamyltransferase (GGT) level in the 50 mg/kg/day group males, and lower triglycerides levels in the 25 and 50 mg/kg/day group males and/or females.

At necropsy, animals in the 50 mg/kg/day group were noted with small thymus and corresponding lower thymus weights, and roughened surfaces of the liver with higher liver weights. Lower thymus weights and higher liver weights were also noted in the 25 mg/kg/day group males and females. Test substance-related microscopic findings included minimal to severe bone marrow depletion in the 25 and/or 50 mg/kg/day group males and/or females, minimal to moderate lymphoid depletion of the thymus, spleen, and/or mesenteric, axillary, and/or mandibular lymph nodes, and/or Peyer's patches in the 25 and 50 mg/kg/day group males and females, mild to moderate hepatocellular atrophy of the liver in the 25 and/or 50 mg/kg/day group males and/or females, minimal to moderate tubular necrosis of the kidney in the 50 mg/kg/day group males and females, increased severity of vacuolation of pars distalis in pituitary gland was noted in the 50 mg/kg/day group males, vacuolation of adrenal cortical cells in the 25 and 50 mg/kg/day group males and females, minimal to mild, diffuse bilateral atrophy of exorbital lacrimal glands in the 50 mg/kg/day group males and females, increased incidence of seminiferous tubular degeneration in the testis and hypospermia and luminal cellular debris in the epididymis in the 50 mg/kg/day group males, decreased corpora lutea, increased atretic follicles, and atrophy of the uterus with increased prominence of stromal cells in the 50 mg/kg/day group females, sinus erythrocytosis in the mesenteric and axillary lymph nodes in the 50 mg/kg/day group males, and sinus erythrocytosis in the mandubular lymph node in the all test substance-treated groups.

## 1.4. CONCLUSIONS

Administration of clarified oil, catalytic cracked, by dermal application once daily for approximately 6 hours, 5 days a week for at least 90 days at dosages of 5, 25, and 50 mg/kg/day to male and female Sprague Dawley rats resulted in early deaths/euthanasia in the 25 and 50 mg/kg/day groups and test substance-related changes in hematology, serum chemistry, organ weight, gross necropsy, and histopathology assessments. Bone marrow depletion with hematological evidence of anemia leading to ischemia resulted in centrilobular atrophy of the liver, acute renal tubular necrosis, and/or cardiac thrombosis in the 25 and/or 50 mg/kg/day group males and females. Administration of the test substance at 25 or 50 mg/kg/day was associated with lymphoid depletion in the spleen, thymus, Peyer's patches, and multiple lymph nodes in males and females. Administration of the test substance at 25 or 50 mg/kg/day was also associated with degeneration and/or atrophy in the male and female reproductive system and vacuolation in the pituitary gland and adrenal cortex. No test substance-related lesions were noted in the treated skin. The eosinophil counts (absolute and percentage, males; absolute counts only, females) were statistically significantly decreased at 5 mg/kg/day, thus a no-observed-effect level (NOEL) could not be established for this study.

## 2. INTRODUCTION

The objectives of this study were to evaluate the toxicity potential of repeated dermal exposure of clarified oils, catalytic cracked for 90 days and to determine the effects on male and female rats, to verify/expand the existing data pertaining to polycyclic aromatic compounds (PAC) and the prediction of toxicity following exposure to high-boiling items based on their PAC content, and to assist in dose selection for potential future two-generation reproductive studies to be conducted, (OECD 414) in Sprague Dawley rats.

### 2.1. GENERAL STUDY INFORMATION

This report presents the data from "A 90-Day Repeat-Dose Dermal Toxicity Study Utilizing Clarified Oils, Catalytic Cracked in Sprague Dawley Rats." Due to software spacing constraints, the study title appears as "A 90-Day Dermal Study Utilizing Clarified Oils in Rats" on the report tables. The study protocol and deviations from the protocol are presented in Appendix A.

A list of abbreviations potentially used in this report is presented in Section 12. (Abbreviations).

For the data collection process, each phase of the study was separated into what were termed WIL computer protocols. The computer protocol reference numbers and types of data collected were identified as follows:

| Computer Protocol | Type of Data Collected |
|---|---|
| WIL-402023 | Main study data |
| WIL-402023P | Pretest data |
| WIL-402023U | Unscheduled clinical observations, treatments, and nondosing day observations |

## 2.2. KEY STUDY DATES

| Date(s) | Event(s) |
|---|---|
| 19 April 2011 | Experimental starting date (animal receipt) |
| 28 April 2011 | Assignment to study groups |
| 2 May 2011 | Experimental start date (initiation of dose administration; study day 0) |
| 30, 31 July 2011 | Scheduled necropsy (study week 12) |
| 3 October 2011 | Experimental termination/completion date (last histopathological examination) |

## 2.3. CONTRIBUTING SCIENTISTS

| | |
|---|---|
| Ophthalmology | |
| Prior to randomization (study week -1) | David A. Wilkie, DVM, MS, DACVO<br>The Ohio State University |
| | and |
| Prior to the scheduled necropsy (study week 12) | Brian C. Gilger, DVM, MS, DACVO, DABT<br>Ophthalmic Consulting and Research, LLC |

## 2.4. PARTICIPATING SCIENTISTS

| | |
|---|---|
| Analyses of Dosing Formulations | Amanda M. Stanton, BA<br>WIL Research Laboratories, LLC |
| Histopathology | Midori Asakawa, BVSc, DACVP<br>WIL Research Laboratories, LLC |

## 2.5. WIL RESEARCH KEY STUDY PERSONNEL

| | |
|---|---|
| Eric S. Bodle, PhD | Assistant Director, Analytical Chemistry |
| Susan C. Haley, BS | Operations Manager, Pathology |
| Sally A. Keets, AS | Senior Operations Manager, Vivarium |
| Carol A. Kopp, BS, LAT | Manager, Gross Pathology and Developmental Toxicology Laboratory |
| Erica L. Lashley, BS, LAT | Operations Manager, Toxicology |
| Gwendalyn M. Maginnis, DVM | Clinical Veterinarian |
| George A. Parker, DVM, PhD, DACVP, DABT | Vice President, Pathology |
| Theresa M. Rafeld, CPhT | Group Manager, Formulations Laboratory |
| Michael A. Safron, AS, HT (ASCP)CM | Manager, Histology |
| Michael J. Schlosser, PhD, DABT | Vice President, Analytical, Metabolism, & *In Vitro* Toxicology Services |
| Bennett J. Varsho, MPH, DABT | Director, Operations |
| Evelyn C. Vedaa, MT | Manager, Clinical Pathology |
| Robert A. Wally, BS | Operations Manager, Reporting & Technical Support Services |

## 3. STUDY DESIGN

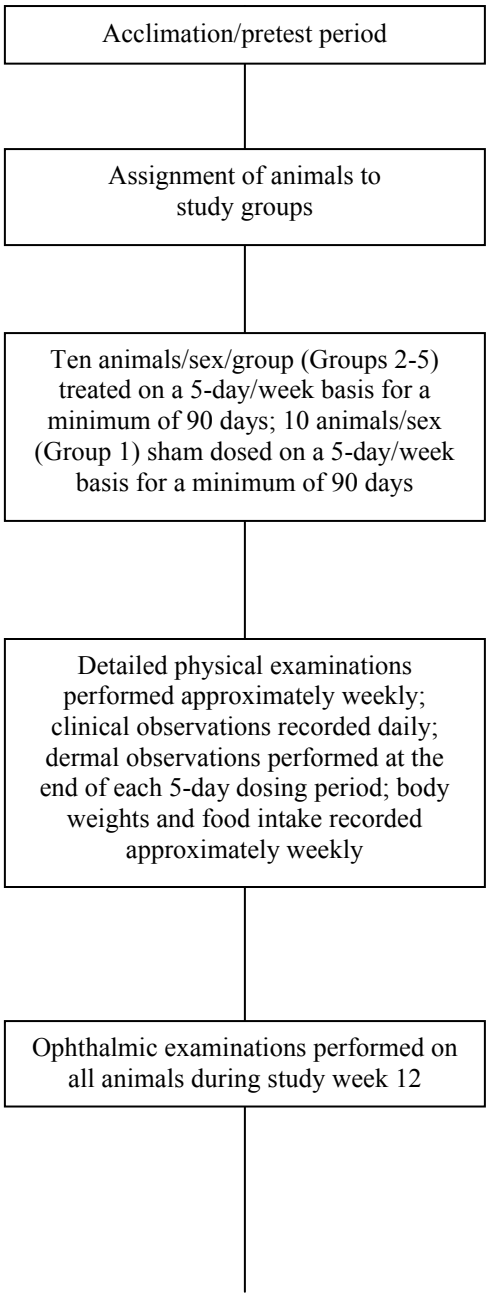

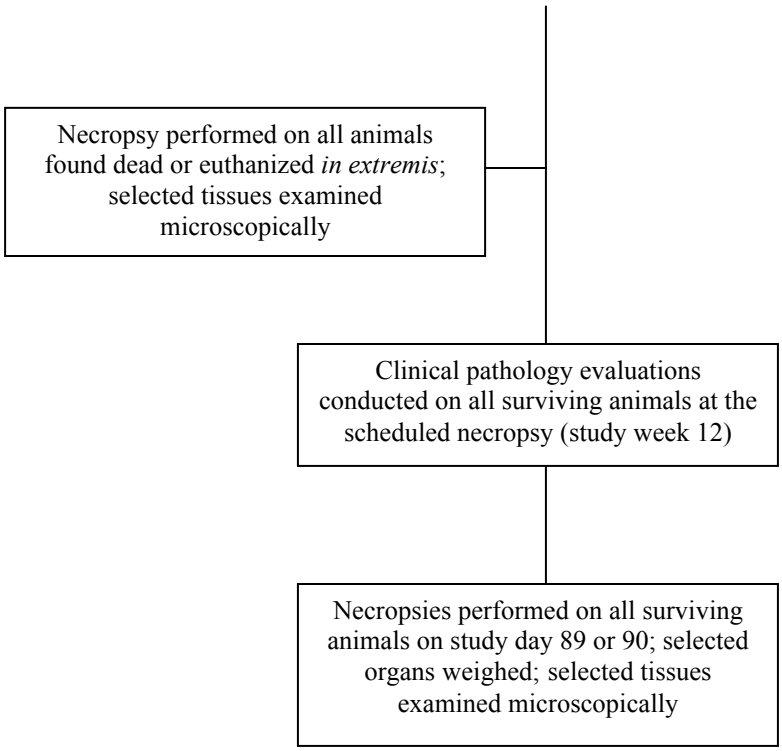
Necropsy performed on all animals found dead or euthanized *in extremis*; selected tissues examined microscopically
Clinical pathology evaluations conducted on all surviving animals at the scheduled necropsy (study week 12)
Necropsies performed on all surviving animals on study day 89 or 90; selected organs weighed; selected tissues examined microscopically

# 4. EXPERIMENTAL PROCEDURES - MATERIALS AND METHODS

## 4.1. TEST SUBSTANCE AND VEHICLE

### 4.1.1. TEST SUBSTANCE

The test substance, clarified oils, catalytic cracked, was received from EPL Archives, Inc., Sterling, VA, on behalf of the Sponsor on 10 November 2010, as follows:

| Identification | Physical Description |
|---|---|
| Clarified oils, catalytic cracked<br>(CAS# 64741-62-4; Site# 12, Sample# 2)<br>[WIL log no. 8473A] | Dark brown, very viscous liquid |

Test substance characterization was provided by the Sponsor and is presented in Appendix B. The test substance was stored at room temperature, protected from light, and was considered stable under these conditions. A reserve sample of the test substance was collected and stored in the WIL Research Archives.

### 4.1.2. VEHICLE

The vehicle used in preparation of the test substance formulations and for administration to the vehicle control group was acetone, min. 99.0% (lot nos. ZP3044, ZH0823, and ZX0140; exp. dates: 19 February 2012, 31 July 2012, and 11 November 2012, respectively; manufactured by Spectrum Chemical Manufacturing Corporation, New Brunswick, NJ).

### 4.1.3. PREPARATION

For the vehicle control group (Group 2), a sufficient amount of acetone was dispensed into a labeled glass storage container approximately weekly. The vehicle was dispensed daily.

Dosing formulations were prepared at the test substance concentrations indicated in the following table:

| Group Number | Treatment | Dosage Level (mg/kg/day) | Test Substance Concentration [a] (mg/mL) |
|---|---|---|---|
| 1 | Sham Control | NA | NA |
| 2 | Vehicle | 0 | 0 |
| 3 | Test Substance [a] | 5 | 3.3 |
| 4 | Test Substance [a] | 25 | 16.7 |
| 5 | Test Substance [a] | 50 | 33.3 |

NA = Not Applicable
[a] = The test substance for this study was clarified oils, catalytic cracked.

The test substance formulations were weight/volume (test substance/vehicle) mixtures. The test substance formulations were prepared approximately weekly as single formulations for each dosage level, divided into aliquots for daily dispensation, and stored at room temperature, protected from light, prior to dose application. The test substance formulations were stirred continuously throughout the preparation, sampling, and dose application procedures. The formulations were not adjusted for purity.

### 4.1.4. SAMPLING AND ANALYSES

Prior to the initiation of dose application, analyses to demonstrate homogeneity and resuspension homogeneity were performed. In addition, 11- and 18-day room temperature stability for the range of concentrations used on this study was conducted by the Analytical Chemistry Department at WIL Research and detailed in a separated report (Haubenstricker, 2011, WIL-402029).

Two sets of duplicate samples for concentration analysis were collected from each dosing formulation (Groups 2-5) from the study week 0 formulations (top, middle, and bottom strata), study week 6 formulations (middle stratum only), and study week 12 formulations (middle stratum only). Each sample was collected using a class A volumetric pipette.

One duplicate set was analyzed and the remaining duplicate set was stored at room temperature and retained as backup samples. All analyses were conducted by the WIL Research Analytical Chemistry Department using a validated gas chromatography (GC) method using flame ionization detection (FID). Details about the methodology and results of these analyses are presented in Appendix C, and the results are summarized in Section 6.1.

## 4.2. TEST SYSTEM, ANIMAL RECEIPT, AND ACCLIMATION/PRETEST PERIOD

Crl:CD(SD) rats were used as the test system for this study. This species and strain of animal is recognized as appropriate for subchronic and chronic toxicity studies. The Sprague Dawley rat was selected because it is a widely used strain for which significant historical control data are available. The number of animals selected for this study (see Section 4.7.) was the minimum needed to yield statistically and scientifically meaningful data.

Crl:CD(SD) rats (60 males and 60 females) were received in good health from Charles River Laboratories, Inc., Raleigh, NC, on 19 April 2011. The animals were approximately 45 days old at receipt. Each animal was examined by a qualified technician on the day of receipt and weighed 2 days later. Each animal was uniquely identified by a Monel® metal ear tag displaying the permanent identification number. All animals were housed for a 13-day acclimation/pretest period. During this period, each animal was observed twice daily for mortality and changes in general appearance or behavior.

Pretest data collection began on 21 April 2011. Individual body weights and food consumption were recorded and detailed physical examinations were performed periodically during the pretest period. Ophthalmic examination data were also recorded for pretest animals prior to the initiation of dose administration. Pretest clinical observations are presented in Appendix D.

Animals were acclimated to wearing Elizabethan collars on an incremental basis, starting with approximately 1 hour and ending with approximately 24 hours of acclimation, for approximately 1 week prior to the initiation of dose application as outlined below:

| Study Day | Approximate Acclimation Period (Hours) |
|---|---|
| -9 | 1 |
| -8 | 2 |
| -7 | 4 |
| -6 | 8 |
| -5 | 24 |

## 4.3. ANIMAL HOUSING

All animals were housed individually in clean, stainless steel, wire-mesh cages suspended above cage-board. Animals were maintained in accordance with the *Guide for the Care and Use of Laboratory Animals* (National Research Council, 1996). The animal facilities at WIL Research are accredited by AAALAC International. Enrichment devices were provided to all animals as appropriate throughout the study for environmental enrichment and to aid in maintaining the animals' oral health, and were sanitized weekly.

## 4.4. DIET, DRINKING WATER, AND MAINTENANCE

The basal diet used in this study, PMI Nutrition International, LLC, Certified Rodent LabDiet® 5002 (pellet), is a certified feed with appropriate analyses performed by the manufacturer and provided to WIL Research. Reverse osmosis-treated (on-site) drinking water, delivered by an automatic watering system, and the basal diet were provided *ad libitum* throughout the study, except during the period of fasting prior to clinical pathology blood collection when food, but not water, was withheld. Municipal water supplying the facility was analyzed for contaminants according to SOPs. The results of the water analyses are maintained at WIL Research and the results of the diet analyses are maintained in the study records. No contaminants were present in animal feed or water at concentrations sufficient to interfere with the objectives of this study.

## 4.5. ENVIRONMENTAL CONDITIONS

All animals were housed throughout the acclimation period and during the study in an environmentally controlled room. The room temperature and humidity controls were set to maintain environmental conditions of 71º± 5ºF (22º± 3ºC) and 50 ± 20%, respectively. Room temperature and relative humidity data were monitored continuously and were scheduled for automatic collection on an hourly basis. These data are summarized in Appendix E. Actual mean daily temperature ranged from 69.5ºF to 71.7ºF (20.8ºC to 22.1ºC) and mean daily relative humidity ranged from 38.3% to 63.9% during the study. Fluorescent lighting provided illumination for a 12-hour light (0600 hours to 1800 hours)/12-hour dark photoperiod. The light status (on or off) was recorded once every 15 minutes. Air handling units were set to provide a minimum of 10 fresh air changes per hour.

## 4.6. ASSIGNMENT OF ANIMALS TO TREATMENT GROUPS

On 28 April 2011 (4 days prior to the initiation of dose administration), all available rats were weighed and examined in detail for physical abnormalities. These data were collected using WTDMS™ and reviewed by the Study Director. The animals judged suitable for assignment to the study were selected for use in a computerized randomization procedure based on body weight stratification in a block design. A printout containing the animal numbers and individual group assignments was generated, and the animals were then arranged into groups according to the printout. Individual body weights at randomization were within ± 20% of the mean for each sex. Replacement animals were arbitrarily assigned based on body weight. On study day 0, a vehicle control group female (no. 10483) was replaced with female no. 10505 and another vehicle control group female (no. 10528) was replaced with female no. 10478. Both animals were replaced prior to dosing due to scabbing of the dose site. Individual data for animals that were replaced after receiving at least a single dose of test substance are maintained in the study records. Animals not assigned to study were transferred to the WIL Research stock colony.

Each group consisted of 10 males and 10 females. The animals were approximately 8 weeks old at the initiation of dose administration. Individual body weights ranged from 213 g to 271 g for males and from 155 g to 189 g for females at randomization.

## 4.7. ORGANIZATION OF TEST GROUPS, DOSAGE LEVELS, AND TREATMENT REGIMEN

Prior to the initiation of dose administration, and throughout the study as necessary, the hair was clipped from the back (down each side to the ventral surface) and flanks of each animal using an electric clipper; a different set of clippers was used for the sham control group, the vehicle control group, and the test substance-treated groups to avoid potential cross-contamination.

The vehicle or test substance was applied evenly to the clipped, unabraded area of skin and spread evenly using a glass rod (to ensure contact with an area of approximately 10% of the body surface area) once daily on a 5-day/week basis for a minimum 90-day treatment period. No vehicle was applied to the sham control group. All animals were fitted with Elizabethan collars during the entire 5-day dosing period. At the end of each dosing day, after an approximate 6-hour exposure period, all animals were gently wiped with a paper towel to remove unabsorbed test substance. At the end of each 5-day dosing period, residual test substance was gently removed (as much as possible without inducing irritation of the skin) from all animals using a warm water and mild soap solution (1% Ivory liquid soap in tap water) followed by a deionized water rinse and drying of the animals with a clean paper towel. Following each wash procedure, all animals were transferred into clean cages and the collars were removed for a 2-day nondosing period.

The application sites were marked with a permanent marker and re-marked as necessary throughout the study to allow proper identification of the treated and untreated skin. The area of test substance application was measured and recorded weekly for a representative animal (close to mean body weight) of each sex in each group. The actual surface area of coverage was calculated for each representative as follows:

$$\text{Total body surface area } (cm^2) = K \bullet \text{body weight (grams)}^{(2/3)}$$

Where:

K = 9 for rats (Freireich *et al.*, 1966)

The mean area of coverage was 10% for males and females in the test substance-treated groups.

The following table presents the approximate percentages of body surface area covered by the test substance for each group/week/sex.

| | Percent Coverage (%) | | | | | | | | | |
|---|---|---|---|---|---|---|---|---|---|---|
| | Males | | | | | Females | | | | |
| **Group** | **1** | **2** | **3** | **4** | **5** | **1** | **2** | **3** | **4** | **5** |
| **Dosage Level (mg/kg/day)** | **NA** | **0** | **5** | **25** | **50** | **NA** | **0** | **5** | **25** | **50** |
| Study Week 0 | 10.1 | 9.8 | 10.0 | 10.0 | 10.0 | 10.0 | 9.8 | 9.9 | 10.0 | 9.9 |
| Study Week 1 | 10.0 | 10.0 | 10.0 | 10.0 | 10.0 | 9.9 | 10.1 | 10.1 | 10.0 | 10.1 |
| Study Week 2 | 10.0 | 10.0 | 9.9 | 10.2 | 9.9 | 10.1 | 9.9 | 10.0 | 9.9 | 9.9 |
| Study Week 3 | 10.1 | 10.1 | 10.0 | 10.3 | 10.0 | 10.2 | 10.1 | 9.9 | 10.2 | 9.9 |
| Study Week 4 | 10.1 | 10.0 | 10.1 | 10.1 | 10.2 | 10.0 | 10.1 | 10.2 | 10.1 | 10.0 |
| Study Week 5 | 10.1 | 10.0 | 10.0 | 10.3 | 10.2 | 10.0 | 10.1 | 10.1 | 10.0 | 10.0 |
| Study Week 6 | 10.1 | 10.0 | 10.1 | 10.2 | 10.2 | 10.0 | 9.9 | 10.0 | 10.0 | 10.0 |
| Study Week 7 | 10.0 | 10.0 | 9.9 | 10.1 | 10.0 | 9.9 | 9.9 | 10.0 | 9.9 | 9.8 |
| Study Week 8 | 10.0 | 10.0 | 10.0 | 10.0 | 10.1 | 10.1 | 10.1 | 9.9 | 10.0 | 10.2 |
| Study Week 9 | 10.1 | 10.0 | 9.9 | 11.7 | 10.0 | 9.9 | 10.1 | 10.1 | 10.0 | 9.8 |
| Study Week 10 | 10.1 | 10.0 | 9.9 | 9.8 | 10.0 | 9.9 | 9.9 | 10.0 | 10.0 | 10.2 |
| Study Week 11 | 10.0 | 10.0 | 10.0 | 9.8 | 10.0 | 9.9 | 9.9 | 10.0 | 10.1 | 9.9 |
| Study Week 12 | 10.0 | 10.2 | 9.5 | 10.2 | 9.9 | 9.8 | 9.9 | 10.1 | 10.0 | 10.1 |
| **Mean Coverage** | **10.1** | **10.0** | **9.9** | **10.2** | **10.0** | **10.0** | **10.0** | **10.0** | **10.0** | **10.0** |
| Standard Deviation | 0.1 | 0.1 | 0.2 | 0.5 | 0.1 | 0.1 | 0.1 | 0.1 | 0.1 | 0.1 |

The dose volume for the test substance-treated groups was 1.5 mL/kg, adjusted as mL/kg per the most recent body weight. The first day of dosing was study day 0, the first week of dosing was study week 0. Due to the staggered scheduled necropsy, half of each sex received a 3-day nondosing period prior to the last week of dosing.

The following table presents the study group assignment:

| Group Number | Treatment | Dosage Level (mg/kg/day) | Dose Volume (mL/kg) | Number of Animals | |
|---|---|---|---|---|---|
| | | | | Males | Females |
| 1 | Sham Control | NA | NA | 10 | 10 |
| 2 | Vehicle | 0 | 1.5 | 10 | 10 |
| 3 | Test Substance [a] | 5 | 1.5 | 10 | 10 |
| 4 | Test Substance [a] | 25 | 1.5 | 10 | 10 |
| 5 | Test Substance [a] | 50 | 1.5 | 10 | 10 |

[a] = The test substance for this study was clarified oils, catalytic cracked.

Dosage levels for this study were selected by the Sponsor based upon results from a previous 14-day range-finding dermal toxicity study (Morris, Draft, WIL-402019) in which dosage levels of 5, 25, and 100 mg/kg/day were well tolerated. Dosage levels were selected to cover a range extending from a minimal dosage level to a dosage level which was likely to show signs of toxicity.

The selected route of administration for this study was dermal because the study objective was to determine the potential toxicity of the test substance when administered by the dermal route.

# 5. PARAMETERS EVALUATED

## 5.1. SURVIVAL

All animals were observed twice daily, once in the morning and once in the afternoon, for mortality and moribundity. Moribund animals were euthanized by carbon dioxide inhalation and necropsies were performed. Animals found dead were examined macroscopically as soon as possible to ensure that tissues were not lost due to autolysis.

## 5.2. CLINICAL OBSERVATIONS

Clinical examinations were performed on all animals prior to dose application and at approximately 1 to 2 hours following dose application. On nondosing days, the animals were observed once daily. The absence or presence of findings was recorded for individual animals at the scheduled intervals. Detailed physical examinations were conducted at least once during the pretest period, approximately weekly during the study, and on the days of the scheduled necropsy. A separate computer protocol was used to record any observations noted outside of the above-specified intervals or treatments administered. These unscheduled clinical observations and treatments are presented in Appendix F.

## 5.3. DERMAL OBSERVATIONS

Dermal observations were performed on all animals once during the pretest period and on all animals at the end of each 5-day dosing period at approximately 1 to 2 hours following the removal of any residual test substance. The application sites were scored for erythema and edema in accordance with the methods of Draize (Draize, 1965) using the 4-step grading system presented in Appendix G. All dermal findings were recorded.

## 5.4. BODY WEIGHTS

Individual body weights were recorded approximately weekly beginning during the pretest period and for the duration of the study. Body weights were collected prior to the first dose of each 5-day dosing period; therefore, animals were weighed without collars. During study week 12, body weights were recorded twice weekly. The second weekly

body weights are identified in the text and on the report tables by a prime (') symbol. Mean body weights and mean body weight changes were calculated for the corresponding intervals. Final body weights (fasted) were recorded on the day of the scheduled necropsy.

## 5.5. FOOD CONSUMPTION

Individual food consumption was recorded approximately weekly beginning during the pretest period and for the duration of the study. Food intake was calculated as g/animal/day for the corresponding body weight intervals. When food consumption could not be measured for a given interval (due to spillage, weighing error, obvious erroneous value, *etc.*), the appropriate interval was footnoted as "NA" on the individual tables.

## 5.6. CLINICAL PATHOLOGY

Blood samples for clinical pathology evaluations (hematology, coagulation, and serum chemistry) were collected from all surviving animals at the scheduled necropsy (study week 12). The animals were fasted overnight prior to blood collection. Blood was collected at the time of necropsy from the vena cava of animals euthanized by inhalation of isoflurane. Blood was collected into tubes containing potassium EDTA (hematology), sodium citrate (coagulation), or no anticoagulant (serum chemistry). Clinical pathology methods, procedures, and references are presented in Appendix H. Interpretation of the clinical pathology data is presented in Appendix I. The following parameters were evaluated:

### 5.6.1. HEMATOLOGY AND COAGULATION

Total leukocyte count (WBC)
Erythrocyte count (RBC)
Hemoglobin (HGB)
Hematocrit (HCT)
Mean corpuscular volume (MCV)
Mean corpuscular hemoglobin (MCH)
Mean corpuscular hemoglobin concentration (MCHC)
Platelet count (PLATELET)
Prothrombin time (PT)
Activated partial thromboplastin time (APTT)
Reticulocyte count
Percent (RETIC)
Absolute (RETIC ABSOLUTE)

Differential leukocyte count -
Percent and absolute
-Neutrophil (NEU)
-Lymphocyte (LYMPH)
-Monocyte (MONO)
-Eosinophil (EOS)
-Basophil (BASO)
-Large unstained cell (LUC)
Red cell distribution width (RDW)
Hemoglobin distribution width (HDW)
Platelet estimate [a]
Red cell morphology (RBC Morphology) [a]

( ) = Designates tabular abbreviation
[a] = Presented on individual tables if a manual differential was performed, and the manual data were accepted and reported instead of the automated differential data

### 5.6.2. SERUM CHEMISTRY

Albumin
Total protein
Globulin [by calculation]
Albumin/globulin ratio (A/G Ratio) [by calculation]
Total bilirubin (Total Bili)
Urea nitrogen
Creatinine
Alkaline phosphatase (ALP)
Alanine aminotransferase (ALT)
Aspartate aminotransferase (AST)

Gamma glutamyltransferase (GGT)
Glucose
Total cholesterol (Cholesterol)
Calcium
Chloride
Phosphorus
Potassium
Sodium
Triglycerides (Triglyceride)
Sorbitol dehydrogenase (SDH)

( ) = Designates tabular abbreviation

## 5.7. OPHTHALMIC EXAMINATIONS

Ocular examinations were conducted on all animals prior to randomization (25 April 2011; study week -1) and prior to the scheduled necropsy (29 July 2011; study week 12). All ocular examinations were conducted using an indirect ophthalmoscope and slit lamp biomicroscope preceded by pupillary dilation with an appropriate mydriatic agent. The ophthalmic examination statements are presented in Appendix J.

## 5.8. ANATOMIC PATHOLOGY

### 5.8.1. MACROSCOPIC EXAMINATION

A complete necropsy was conducted on all animals. Animals at the scheduled necropsy were euthanized by isoflurane inhalation. The necropsies included, but were not limited to, examination of the external surface, all orifices, and the cranial, thoracic, abdominal, and pelvic cavities, including viscera. Clinical findings that were confirmed macroscopically were designated CEO on the individual macroscopic data tables. The following tissues and organs were collected and placed in 10% neutral-buffered formalin (except as noted):

Adrenals (2)
Aorta
Bone with marrow [a]
  Femur with joint
  Sternum
Bone marrow smear (from sternum) [a]
Brain
  Cerebrum level 1
  Cerebrum level 2
  Cerebellum with medulla/pons
Cervix
Epididymides (2) [b]
Eyes with optic nerve (2) [c]
Gastrointestinal tract
  Esophagus
  Stomach
  Duodenum
  Jejunum
  Ileum
  Cecum
  Colon
  Rectum
Heart
Kidneys (2)
Lacrimal gland (exorbital [2])
Liver (sections of 2 lobes)
Lungs (including bronchi, fixed by inflation with fixative)
Lymph nodes
  Axillary (2)
  Mandibular (2)
  Mesenteric
Ovaries with oviducts (2) [d]
Pancreas
Peripheral nerve (sciatic)
Pituitary
Prostate
Salivary glands (mandibular [2])
Seminal vesicles (2)
Skeletal muscle (rectus femoris)
Skin (with mammary gland) [e]
Skin
  Sham, Vehicle, and Treated (3 sections)
  Untreated (posterior to treated skin)
Spinal cord (cervical, thoracic, lumbar)
Spleen
Testes (2) [b]
Thymus
Thyroid (with parathyroids, if present [2]) [d]
Trachea
Urinary bladder
Uterus
Vagina
Gross lesions (when possible)

[a] = Bone marrow smears were not placed in formalin.
[b] = Fixed in Bouin's solution
[c] = Fixed in Davidson's solution
[d] = Oviducts and parathyroids examined if in plane of section.
[e] = For females; a corresponding section of skin was collected from the same anatomical area for males.

### 5.8.2. ORGAN WEIGHTS

The following organs were weighed from all animals at the scheduled necropsy:

| | |
|---|---|
| Adrenals | Pituitary |
| Brain | Prostate |
| Epididymides | Spleen |
| Heart | Testes |
| Kidneys | Thymus |
| Liver | Thyroid with parathyroids* |
| Ovaries with oviducts | Uterus |

Paired organs were weighed together. Designated organs (*) were weighed after fixation. Organ to final body weight and organ to brain weight ratios were calculated.

### 5.8.3. SLIDE PREPARATION AND MICROSCOPIC EXAMINATION

After fixation, protocol-specified tissues were shipped to Biotechnics, LLC (a division of WIL Research), Hillsborough, NC, for processing. The tissues were trimmed according to Biotechnics' SOPs and the protocol. Trimmed tissues were processed into paraffin blocks, sectioned at 4 to 6 microns, mounted on glass microscope slides and stained with hematoxylin and eosin.

Microscopic examination was performed on all tissues listed in Section 5.8.1. from all animals found dead, euthanized *in extremis*, or at the scheduled necropsy. Missing tissues were identified as not found at necropsy, lost at necropsy, lost during processing, or other designations as appropriate. Tissues may appear on the report tables as not examined due to the tissue not being in the plane of section, not present at trimming, *etc.* The pathology report is presented in Appendix I.

## 5.9. DATA ACQUISITION AND ANALYSIS

### 5.9.1. ACQUISITION AND REPORTING

| Program/System | Description |
|---|---|
| Archive Management System (AMS) | In-house developed application for storage, maintenance, and retrieval of information for archived materials (*e.g.*, lab books, study data, wet tissues, slides, *etc.*). |
| Formulations Dose Dispensing Management System (FDDMS) | In-house developed system used to assign unique barcodes to formulation containers and individual containers used for dispensing dosing formulations. |
| InSight® Publisher | Electronic publishing system (output is Adobe Acrobat, PDF). |
| Master Schedule | Maintains the master schedule for the company. |
| Metasys DDC Electronic Environmental Control System | Controls and monitors animal room environmental conditions. |
| Microsoft® Office 2002 and 2007; GraphPad Prism® 2008 | Used in conjunction with the publishing software to generate study reports. |
| Provantis Dispense™ | Comprehensive system (Instem LSS Limited) to manage test materials, including receipt, formulation instructions, and accountability. |
| WIL Formulations Dispense System (WFDS) | In-house developed system for use in conjunction with Provantis Dispense™ to ensure proper storage and use of formulations. |
| WIL Metasys | In-house developed system used to record and report animal room environmental conditions. |
| WIL Toxicology Data Management System™ (WTDMS™) | In-house developed system used for collection and reporting of in-life and *postmortem* data. |

Note: Version numbers of WTDMS™ programs used for the study are presented on the report data tables (reporting programs); version numbers and release dates are otherwise maintained in the study records and/or facility records.

### 5.9.2. STATISTICAL ANALYSIS

Each mean was presented with the standard deviation (S.D.), standard error (S.E.), and the number of animals (N) used to calculate the mean. Due to the use of significant figures and the different rounding conventions inherent in the types of software used, the means and standard deviations on the summary and individual tables may differ slightly.

Therefore, the use of reported individual values to calculate subsequent parameters or means will, in some instances, yield minor variations from those listed in the report data tables.

All statistical tests were performed using WTDMS™ unless otherwise noted. Analyses were conducted using two-tailed tests (except as noted otherwise) for minimum significance levels of 1% and 5%, comparing each test substance-treated group to the control group by sex.

Body weight, body weight change, food consumption, clinical pathology (except gamma glutamyltransferase [GGT]), and organ weight (absolute and relative) data, for the vehicle control group (Group 2) and all test substance-treated groups (Groups 3-5) were subjected to a one-way analysis of variance (Snedecor and Cochran, 1980) to determine intergroup differences. If the ANOVA revealed statistically significant ($p<0.05$) intergroup variance, Dunnett's test (Dunnett, 1964) was used to compare the test substance-treated groups (Groups 3-5) to the vehicle control group (Group 2). The vehicle control group (Group 2) data were evaluated using the Student's t-Test (Sokal and Rohlf, 1981) and compared to the sham control group (Group 1) at a 95% confidence level ($p < 0.05$).

GGT values under range were assigned a value of 0.1 (half the lower limit of quantitation) for statistical analysis and reporting. GGT data were subjected to the Kruskal-Wallis nonparametric ANOVA test (Kruskal and Wallis, 1952) to determine intergroup differences. If the ANOVA revealed significance ($p<0.05$), Dunn's test (Dunn, 1964) was used to compare the test substance-treated groups (Groups 3-5) to the vehicle control group (Group 2). In addition, the sham control group (Group 1) and vehicle control group (Group 2) were compared using a separate Kruskal-Wallis nonparametric ANOVA test.

# 6. RESULTS

## 6.1. ANALYSES OF DOSING FORMULATIONS

Analyses of Dosing Formulations Report: Appendix C

The analyzed dosing formulations were found to contain 96.4% to 107% of the test substance which was within the WIL Research SOP range of target concentrations for suspensions (85% to 115%) and were homogeneous. Based on these results, the protocol-specified doses of test substance were administered to the animals. The test substance was not detected in the vehicle control formulation that was administered to Group 2.

Results of the analyses of dosing formulations are summarized below.

**Text Table 1. Results of Homogeneity Analyses**

| | Group 3 (3.3 mg/mL) | Group 4 (16.7 mg/mL) | Group 5 (33.3 mg/mL) |
|---|---|---|---|
| Homogeneity Assessment of the 29 April 2011 Formulations | | | |
| Mean Concentration (mg/mL) | 3.32 | 16.1 | 32.5 |
| RSD (%) | 1.1 | 0.77 | 2.0 |
| Mean % of Target | 101 | 96.1 | 97.5 |

**Text Table 2. Results of Concentration Analyses**

| | Mean Concentration, mg/mL (% of Target) | | |
|---|---|---|---|
| Date of Preparation | Group 3 (3.3 mg/mL) | Group 4 (16.7 mg/mL) | Group 5 (33.3 mg/mL) |
| 10 June 2011 | 3.36 (102) | 16.1 (96.4) | 32.9 (98.7) |
| 22 July 2011 | 3.55 (107) | 17.6 (106) | 35.3 (106) |

## 6.2. SURVIVAL

Summary Data: Table S1, Table S17

Individual Data: Table A1, Table A14

There were 9 test substance-related early deaths, including 5 males from the 50 mg/kg/day group, 1 female from the 25 mg/kg/day group, and 3 females from the 50 mg/kg/day group, died or were euthanized *in extremis*. There was no specific pattern of the unscheduled deaths. Two of the 50 mg/kg/day group males (nos. 10448 and 10451) were found dead at study days 75 and 52. Three of the 50 mg/kg/day group males (nos. 10427, 10433, and 10452) were euthanized *in extremis* at study days 77, 67, and 52, respectively. One of the 25 mg/kg/day group females (no. 10507) was euthanized *in extremis* at study day 59. Three of the 50 mg/kg/day group females (nos. 10510, 10523, and 10524) were euthanized *in extremis* at study days 86, 57, and 70, respectively.

Common clinical observations noted prior to death for all early death animals included the following: extremities pale and/or cool to touch, body pale and/or cool to touch, dermal atonia, thin body condition, red material around the nose, decreased defecation, feces smaller than normal, and yellow material on various body surfaces (urogenital area, anogenital area, hindlimbs, ventral trunk). Hypoactivity was noted in 3/5 early death animals in the 50 mg/kg/day group (male nos. 10433 and 10452 and female no. 10510). Other noteworthy findings included intermittent convulsions, gasping, and increased respiration rate for 50 mg/kg/day group male no. 10451, and continuous tremors for a single 50 mg/kg/day group female (no. 10524). In addition, male no. 10433 was noted with intermittent tremors, partial closure of the eyes, labored respiration, and red penile discharge. Male no. 10452 (50 mg/kg/day group) was noted with decreased respiration rate and a prolapsed penis, female no. 10523 (50 mg/kg/day group) was noted with increased respiration rate, female no. 10510 (50 mg/kg/day group) was noted with unkempt appearance, and female no. 10507 (25 mg/kg/day group) was noted with a swollen abdominal area, facial area, and forelimbs. With the exception of 50 mg/kg/day

group female no. 10524, all early death animals were noted with residual test substance within the dose site from the first day of evaluation (study day 4) until death. Female no. 10524 was noted with residual test substance within the dose site from study day 4 to 67; however, on the day of euthanasia (study day 70) this animal was observed with an unremarkable dermal score. All animals were noted with decreased food consumption leading to body weight losses throughout the study with the exception of a single early death male (50 mg/kg/day group male no. 10433). Although this animal did experience body weight losses throughout the study, the losses were not attributed to decreased food consumption.

The cause of death of these animals was due to a combination of test substance-related lesions including bone marrow depletion, thrombosis in the heart, and/or acute renal tubular necrosis, or centrilobular hepatocellular atrophy. All 9 animals had bone marrow depletion and centrilobular hepatocellular atrophy. Five animals had thrombosis in the heart and renal tubular necrosis.

All other animals survived to the scheduled necropsy.

## 6.3. CLINICAL OBSERVATIONS

Summary Data: Table S2, Table S3, Table S4

Individual Data: Table A2, Table A3, Table A4; Appendix F

Test substance-related clinical observations for the surviving animals in the 25 and/or 50 mg/kg/day group included pale extremities, reddened and/or swollen ears, and decreased defecation.

One surviving male from the 50 mg/kg/day group was noted with pale extremities on study day 89. Reddened and swollen ears were observed for the surviving animals in the 25 mg/kg/day group males and the 25 and 50 mg/kg/day group females from study day 70 to 86. In addition, decreased defecation was noted in the 25 mg/kg/day group females from study day 42 to 59.

There were no other test substance-related clinical observations; however, swollen digit(s) on a forelimb was noted for a single 25 mg/kg/day group male (no. 10492) on study days 84 and 85. All other clinical findings in the test substance-treated groups were noted with similar incidence in the sham and vehicle control group and/or were common findings for laboratory rats of this age and strain.

## 6.4. DERMAL OBSERVATIONS

Summary Data: Table S5

Individual Data: Table A5

Scoring Criteria for Dermal Reactions: Appendix G

There were no test substance-related effects noted during the dermal observations; however, residual test substance was noted within the test site for the 5, 25, and 50 mg/kg/day group males and females.

## 6.5. BODY WEIGHTS

Summary Data: Table S6, Table S7, Table S8; Figure 1, Figure 2

Individual Data: Table A6, Table A7, Table A8

Test substance-related lower mean body weights were noted in the 50 mg/kg/day group males for the duration of the study when compared to the vehicle control group.

Lower mean body weights were noted in the 50 mg/kg/day group males as early as study week 1 when compared to the vehicle control group. These differences reached statistical significance at study week 5 and remained statistically significant until the end of the study (study week 12). In general, the cumulative mean body weight changes were statistically significantly lower than the vehicle control group throughout the entire study. The mean body weight changes for the 50 mg/kg/day group males were less pronounced; however, the differences did reach statistical significance periodically. By the end of the study, the mean body weight for the 50 mg/kg/day group males was 18.1% lower than the vehicle control group.

There were no other test substance-related body weight effects; however, lower mean body weights relative to the vehicle control group were also noted in the 25 and 50 mg/kg/day group females. Although these differences were statistically significant from study week 4 to the end of the study (study week 12), these changes were small in magnitude and attributed to biological variability.

## 6.6. FOOD CONSUMPTION

Summary Data: Table S9

Individual Data: Table A9

Slightly lower food consumption values (some statistically significant) were noted in the 50 mg/kg/day group males throughout the study when compared to the vehicle control group.

Food consumption was unaffected by test substance administration in the 5 and 25 mg/kg/day group males and in all test substance-treated group females.

## 6.7. CLINICAL PATHOLOGY

### 6.7.1. HEMATOLOGY AND COAGULATION

Summary Data: Table S10

Individual Data: Table A10

Pathology Report: Appendix I

Test substance-related hematology alterations included lower absolute red blood cell counts, hemoglobin, hematocrit, absolute and relative eosinophil counts, and platelet counts, and higher absolute and relative reticulocyte counts, hemoglobin distribution width (HDW), and red blood cell distribution width (RDW) in all test substance-treated groups. Lower mean corpuscular volume (MCV) and mean corpuscular hemoglobin (MCH) were noted at 25 and/or 50 mg/kg/day group females.

Lower mean red blood cell counts, lower mean hematocrit, lower mean hemoglobin, lower mean platelet counts, higher mean absolute and relative reticulocyte counts, higher

RDW, and higher HDW were noted in all test substance-treated male and female groups. The changes were considered to be test substance-related because the changes had a dose-response in the 5, 25, and 50 mg/kg/day group males and females, and were statistically significant for the 25 and 50 mg/kg/day group males and females when compared with the vehicle control group with the exception of higher mean absolute and relative reticulocyte counts in the 25 mg/kg/day group females.

A lower MCH value was noted in the 50 mg/kg/day group females and lower MCV was noted in the 25 and 50 mg/kg/day group females; these changes were statistically significant compared to the vehicle control group. The relationship of these changes to administration of the test substance was uncertain because all individual animal values were within the historical control data reference range. However, the changes were possibly test substance-related given the presence of other test substance-related changes in erythrocyte parameters.

Lower mean absolute eosinophil counts were noted in all test substance-treated groups. The change had a dose-response and was statistically significant in all test substance-treated groups when compared with the vehicle control group.

Lower mean absolute basophil counts were noted in the 25 and 50 mg/kg/day group males; this difference was statistically significant when compared to the vehicle control group. The relationship of the change to administration of the test substance was uncertain because all individual animal values were within the historical control data reference range. However, the change was considered to be possibly test substance-related given the presence of other test substance-related hematology and bone marrow changes.

There were no other test substance-related effects on hematology or coagulation parameters. However, some statistically significant differences were observed when the vehicle control and test substance-treated groups were compared.

Lower mean activated partial thromboplastin times (APTT) were noted in the 50 mg/kg/day group males and females. This change was not considered to be test substance-related because it was in a direction of no known toxicological importance.

Lower mean total white blood cell counts in the 5, 25, and 50 mg/kg/day group males and females and lower mean absolute lymphocyte counts in the 5, 25, and 50 mg/kg/day group males were not considered to be test substance-related because of lack of a dose-related response.

### 6.7.2. SERUM CHEMISTRY

Summary Data: Table S11

Individual Data: Table A11

Pathology Report: Appendix I

Test substance-related serum chemistry alterations were noted as higher mean urea nitrogen levels in all test substance-treated groups, higher mean cholesterol levels in the 25 and 50 mg/kg/day group males and females, higher mean gamma glutamyltransferase (GGT) level in the 50 mg/kg/day group males, and lower mean triglycerides levels in the 25 and 50 mg/kg/day group males and/or females.

Higher mean urea nitrogen levels were noted in all test substance-treated groups; the difference was statistically significant compared to the vehicle control group for the 50 mg/kg/day group males. The serum creatinine levels were within normal limits and the mildly higher urea nitrogen levels were considered to indicate prerenal azotemia (dehydration).

A higher mean GGT level was noted in the 50 mg/kg/day group males.

Higher mean cholesterol levels were noted in the 25 and 50 mg/kg/day groups. The differences were statistically significant compared to the vehicle control group for the 50 mg/kg/day group males and 25 and 50 mg/kg/day group females. Lower mean triglycerides levels were noted in the 25 and 50 mg/kg/day group females. The

difference was statistically significant compared to the vehicle control group for the 50 mg/kg/day group females.

One male (no. 10439) in the 50 mg/kg/day group had high alanine aminotransferase (ALT), aspartate aminotransferase (AST), gamma glutamyltransferase (GGT), sorbitol dehydrogenase (SDH), total bilirubin, and triglycerides levels. These findings were consistent with liver injury. Centrilobular hepatocellular necrosis and atrophy were confirmed in this animal by histopathological examination.

There were no other test substance-related effects on serum chemistry parameters. However, some statistically significant differences were observed when the control and test substance-treated groups were compared. Higher mean ALP and lower ALT levels in the 5 and/or 50 mg/kg/day group females were not considered to be test substance-related because of lack of a dose response, correlating histologic changes, and/or were a change in a direction of no known toxicologic significance.

## 6.8. OPHTHALMIC EXAMINATIONS

Summary Data: Table S12, Table S13

Individual Data: Table A12, Table A13

Ophthalmic Examination Report: Appendix J

No ophthalmic lesions indicative of toxicity were observed in any of the test substance-treated groups. All findings observed were typical in prevalence and appearance for laboratory rats of this age and strain.

## 6.9. ANATOMIC PATHOLOGY

### 6.9.1. MACROSCOPIC EXAMINATION

Summary Data: Table S14, Table S15

Individual Data: Table A15, Table A16

Pathology Report: Appendix I

Test substance-related macroscopic findings included small thymus and roughened surface of the liver in the 25 and/or 50 mg/kg/day group males and females.

Test substance-related small thymus was noted in 5 males and 3 females in the 50 mg/kg/day group and in 1 male in the 25 mg/kg/day group. Lymphoid depletion was noted as a correlated histologic lesion.

Test substance-related roughened surface of the liver was noted in 2 males and 1 female in the 50 mg/kg/day group. This gross observation was correlated with centrilobular hepatocellular atrophy on histologic examination.

### 6.9.2. ORGAN WEIGHTS

Summary Data: Table S16

Individual Data: Table A17, Table A18, Table A19

Pathology Report: Appendix I

Test substance-related lower thymus weight and higher liver weights were noted in the 25 and 50 mg/kg/day group males and females when compared to the vehicle control group.

Statistically significantly lower mean absolute and relative (to brain and body weights) thymus weights were noted in the 25 and 50 mg/kg/day group males and females when compared to the vehicle control group. In addition, statistically significantly higher mean absolute and relative (to brain and body weight) liver weights were noted in the 25 and 50 mg/kg/day group males and females compared to the vehicle control group.

Higher mean absolute and relative (to brain and body weight) spleen weights were noted in the test substance-treated females when compared to the vehicle control group. The difference in spleen weight relative to final body weight was significant for the 25 and 50 mg/kg/day group females when compared to the vehicle control group. The relationship to administration of the test substance was uncertain because there were no correlating histologic changes or and a consistent change in males was not noted.

There were no other test substance-related effects on organ weights. However, some statistically significant differences were observed when the vehicle control and test substance-treated groups were compared. Lower absolute brain weight and absolute epididymis weight in the 50 mg/kg/day group males and lower mean absolute kidney weight in the 50 mg/kg/day group females were not considered to be test substance-related because all individual values were within the historical control reference range, the change was of a magnitude that would be considered toxicologically unimportant, and/or there were no correlating histologic changes and/or a dose-related response.

Higher mean absolute and relative (to brain weight) thyroids and parathyroids weights were noted in the 25 and 50 mg/kg/day group females. However, these changes were not considered to be test substance-related because almost all individual values were within the historical control reference range, were of a magnitude that would be considered to be toxicologically unimportant, and lacked correlating histologic changes.

Some organ weight differences were statistically significant when compared to the vehicle control group but were considered to be a result of a test substance-related effect on final body weight. These included: lower mean absolute kidney weight and higher mean brain, testis, and thyroids and parathyroids weights relative to final body weight in the test substance-treated males.

### 6.9.3. MICROSCOPIC EXAMINATION

Summary Data: Table S18, Table S19

Individual Data: Table A15, Table A16

Pathology Report: Appendix I

Test substance-related microscopic findings were noted in the bone marrow, liver, kidney, heart, spleen, lymph nodes, thymus, Peyer's patch, pituitary gland, adrenal cortex, exorbital lacrimal gland, testis, epididymis, ovary, and uterus of the 25 and/or 50 mg/kg/day groups (Text Table 3).

In the bone marrow, there was multifocal to coalescing, minimal to severe depletion of hematopoietic cells characterized by decreased cellularity in all erythrocyte, leukocyte, and megakaryocyte cell lines, and increased prominence of bone marrow stromal cells. The bone marrow depletion was often associated with histologic changes in the liver including mild to moderate centrilobular hepatocellular atrophy characterized by loss of centrilobular hepatocytes, lobular collapse, occasional necrosis of scattered individual hepatocytes, and minimal inflammation. These liver changes were consistent with ischemic injury secondary to bone marrow depletion and anemia. One male (no. 10439) in the 50 mg/kg/day group had atrophy and evidence of active injury, with centrilobular hepatocellular necrosis characterized by small clusters of necrotic hepatocytes with hemorrhage. Vacuolation of hepatocytes in random areas was also noted in test substance-treated males and females.

Acute tubular necrosis, most predominantly in proximal renal tubules, was noted in the 50 mg/kg/day group males and females. This change was also consistent with ischemic damage secondary to bone marrow depletion and anemia. Increased amount of intracytoplasmic brown pigment was also observed in proximal renal tubules in test substance-treated males and females.

Two males and 3 females in the 25 or 50 mg/kg/day groups had thrombi in the right atrium or ventricle of the heart.

Lymphoid depletion was noted in the thymus, spleen, and/or mesenteric, axillary, and/or mandibular lymph nodes in the 25 and 50 mg/kg/day group males and females. This change was characterized by smaller lymphoid follicles of decreased prominence and scattered necrotic/apoptotic lymphocytes. Lymphoid depletion was also noted in the Peyer's patches in 2 of the 50 mg/kg/day group females.

Increased severity of vacuolation of pars distalis in pituitary gland was noted in the 25 and 50 mg/kg/day group males. The vacuolated cells were arranged in individual to small clusters in these animals, compared to the more individualized and scattered population of vacuolated cells in the pituitary gland of the vehicle control group animals.

Vacuolation of adrenal cortical cells was noted in the 25 and 50 mg/kg/day group females and males. Necrosis of adrenal cortical cells often associated with hemorrhage was noted in 1 male and 2 females in the 50 mg/kg/day group.

Minimal to mild, diffuse bilateral atrophy of exorbital lacrimal glands was noted in 4 males and 2 females in the 50 mg/kg/day group.

Test substance-related lesions were also noted in the male and female reproductive systems. Increased incidence of seminiferous tubular degeneration in the testis and hypospermia and luminal cellular debris in the epididymis was noted in the 50 mg/kg/day group males. Scattered individual to small numbers of seminiferous tubules contained degenerated spermatogonia, spermatocytes, and/or spermatids with mild disorganization of maturation. One male in the vehicle control group also had seminiferous tubular degeneration at similar severity compared to the test substance-treated group; however, the changes were diffuse and unilateral, unlike the test substance-treated males. Decreased corpora lutea, increased atretic follicles, and atrophy of the uterus with increased prominence of stromal cells were noted in the 50 mg/kg/day group females.

Higher incidence of sinus erythrocytosis was noted in the mesenteric lymph nodes in the 50 mg/kg/day group males.

No test substance-related changes were noted in the treated or untreated skin. Minimal to mild erosion or ulceration in the treated skin was noted in a few animals in the test substance-treated and control groups and this was considered due to minor mechanical trauma from experimental manipulation. Minimal focal epidermal hyperplasia were observed in a single 50 mg/kg/day group female and minimal focal mononuclear infiltrates were observed in 2 animals in the 50 mg/kg/day group males. These changes were considered to be background lesions rather than test substance-related lesions.

**Text Table 3. Incidence of Selected Histopathologic Findings, All Animals [a]**

| | Males | | | | | Females | | | | |
|---|---|---|---|---|---|---|---|---|---|---|
| **Dose (mg/kg/day):** | **NA** | **0** | **5** | **25** | **50** | **NA** | **0** | **5** | **25** | **50** |
| **Marrow, femur[b]** | **10** | **10** | **10** | **10** | **10** | **10** | **10** | **10** | **10** | **10** |
| Depletion | 0 | 0 | 0 | 0 | 6 | 0 | 0 | 0 | 0 | 3 |
| Minimal | - | - | - | - | 1 | - | - | - | - | 0 |
| Mild | - | - | - | - | 2 | - | - | - | - | 0 |
| Moderate | - | - | - | - | 3 | - | - | - | - | 2 |
| Severe | - | - | - | - | 0 | - | - | - | - | 1 |
| **Marrow, sternum[b]** | **10** | **10** | **10** | **10** | **10** | **10** | **10** | **10** | **10** | **10** |
| Depletion | 0 | 0 | 0 | 0 | 7 | 0 | 0 | 0 | 2 | 4 |
| Minimal | - | - | - | - | 4 | - | - | - | 2 | 1 |
| Mild | - | - | - | - | 2 | - | - | - | 0 | 2 |
| Moderate | - | - | - | - | 1 | - | - | - | 0 | 1 |
| **Liver[b]** | **10** | **10** | **10** | **10** | **10** | **10** | **10** | **10** | **10** | **10** |
| Atrophy, hepatocellular, centrilobular | 0 | 0 | 0 | 0 | 6 | 0 | 0 | 0 | 1 | 3 |
| Mild | - | - | - | - | 3 | - | - | - | 0 | 0 |
| Moderate | - | - | - | - | 3 | - | - | - | 1 | 3 |
| **Kidney[b]** | **10** | **10** | **10** | **10** | **10** | **10** | **10** | **10** | **10** | **10** |
| Necrosis, tubular | 0 | 0 | 0 | 0 | 3 | 0 | 0 | 0 | 0 | 2 |
| Minimal | - | - | - | - | 1 | - | - | - | - | 2 |
| Mild | - | - | - | - | 1 | - | - | - | - | 0 |
| Moderate | - | - | - | - | 1 | - | - | - | - | 0 |
| **Pituitary gland[b]** | **10** | **10** | **10** | **10** | **10** | **10** | **10** | **10** | **10** | **10** |
| Vacuolation, pars distalis | 8 | 8 | 7 | 8 | 9 | 0 | 0 | 1 | 0 | 0 |
| Minimal | 8 | 8 | 7 | 4 | 2 | - | - | 1 | - | - |
| Mild | 0 | 0 | 0 | 4 | 7 | - | - | 0 | - | - |
| **Adrenal cortex[b]** | **10** | **10** | **10** | **10** | **10** | **10** | **10** | **10** | **10** | **10** |
| Vacuolation, cytoplasmic | 0 | 0 | 0 | 2 | 4 | 1 | 0 | 0 | 1 | 3 |
| Minimal | - | - | - | 2 | 0 | 1 | - | - | 0 | 0 |
| Mild | - | - | - | 0 | 1 | 0 | - | - | 0 | 0 |
| Moderate | - | - | - | 0 | 3 | 0 | - | - | 1 | 3 |

[a] = A total of 9 test substance-related early deaths (found dead or euthanized *in extremis*) were noted including 5 males and 3 females from the 50 mg/kg/day group and 1 female from the 25 mg/kg/day group.
[b] = Number of tissues examined from each group.
NA = Not applicable

**Text Table 3 (continued). Incidence of Selected Histopathologic Findings, All Animals [a]**

| | Males | | | | | Females | | | | |
|---|---|---|---|---|---|---|---|---|---|---|
| **Dose (mg/kg/day):** | **NA** | **0** | **5** | **25** | **50** | **NA** | **0** | **5** | **25** | **50** |
| **Heart[b]** | **10** | **10** | **10** | **10** | **10** | **10** | **10** | **10** | **10** | **10** |
| Thrombosis, atrial | 0 | 0 | 0 | 0 | 1 | 0 | 0 | 0 | 1 | 2 |
| Mild | - | - | - | - | 1 | - | - | - | 1 | 2 |
| Thrombosis, right ventricle | 0 | 0 | 0 | 0 | 1 | 0 | 0 | 0 | 0 | 0 |
| Mild | - | - | - | - | 1 | - | - | - | - | - |
| **Thymus[b]** | **10** | **10** | **10** | **10** | **10** | **10** | **10** | **10** | **10** | **10** |
| Depletion, lymphoid | 0 | 0 | 0 | 1 | 8 | 0 | 0 | 0 | 3 | 8 |
| Minimal | - | - | - | 1 | 1 | - | - | - | 2 | 2 |
| Mild | - | - | - | 0 | 3 | - | - | - | 1 | 3 |
| Moderate | - | - | - | 0 | 4 | - | - | - | 0 | 3 |
| **Testes[b]** | **10** | **10** | **10** | **10** | **10** | **0** | **0** | **0** | **0** | **0** |
| Degeneration, seminiferous tubules | 1 | 1 | 0 | 0 | 3 | - | - | - | - | - |
| Minimal | 1 | 0 | - | - | 1 | - | - | - | - | - |
| Mild | 0 | 1 | - | - | 2 | - | - | - | - | - |
| **Epididymis[b]** | **10** | **10** | **10** | **10** | **10** | **0** | **0** | **0** | **0** | **0** |
| Hypospermia | 0 | 1 | 0 | 0 | 3 | - | - | - | - | - |
| Minimal | - | 0 | - | - | 3 | - | - | - | - | - |
| Mild | - | 1 | - | - | 0 | - | - | - | - | - |
| **Ovaries[b]** | **0** | **0** | **0** | **0** | **0** | **10** | **10** | **10** | **9** | **10** |
| Atretic follicles, increased | - | - | - | - | - | 0 | 1 | 1 | 1 | 6 |
| Minimal | - | - | - | - | - | - | 1 | 1 | 1 | 3 |
| Mild | - | - | - | - | - | - | 0 | 0 | 0 | 3 |
| Decreased corpora lutea | - | - | - | - | - | 0 | 1 | 0 | 3 | 6 |
| Minimal | - | - | - | - | - | - | 1 | - | 2 | 2 |
| Mild | - | - | - | - | - | - | 0 | - | 1 | 4 |

[a] = A total of 9 test substance-related early deaths (found dead or euthanized *in extremis*) were noted including 5 males and 3 females from the 50 mg/kg/day group and 1 female from the 25 mg/kg/day group.
[b] = Number of tissues examined from each group.
NA = Not applicable

**Text Table 3 (continued). Incidence of Selected Histopathologic Findings, All Animals [a]**

| | Males | | | | | Females | | | | |
|---|---|---|---|---|---|---|---|---|---|---|
| **Dose (mg/kg/day):** | **NA** | **0** | **5** | **25** | **50** | **NA** | **0** | **5** | **25** | **50** |
| **Uterus[b]** | **0** | **0** | **0** | **0** | **0** | **10** | **10** | **10** | **10** | **10** |
| Atrophy | - | - | - | - | - | 0 | 0 | 0 | 3 | 3 |
| Minimal | - | - | - | - | - | - | - | - | 2 | 1 |
| Mild | - | - | - | - | - | - | - | - | 0 | 2 |
| Moderate | - | - | - | - | - | - | - | - | 1 | 0 |
| **Spleen[b]** | **10** | **10** | **10** | **10** | **10** | **10** | **10** | **10** | **10** | **10** |
| Depletion, lymphoid | 0 | 0 | 0 | 0 | 4 | 0 | 0 | 0 | 1 | 3 |
| Minimal | - | - | - | - | 0 | - | - | - | 1 | 0 |
| Mild | - | - | - | - | 4 | - | - | - | 0 | 2 |
| Moderate | - | - | - | - | 0 | - | - | - | 0 | 1 |
| **Lymph node, mesenteric[b]** | **10** | **10** | **10** | **10** | **10** | **10** | **10** | **10** | **10** | **10** |
| Depletion, lymphoid | 0 | 0 | 0 | 0 | 4 | 0 | 0 | 0 | 0 | 4 |
| Minimal | - | - | - | - | 1 | - | - | - | - | 1 |
| Mild | - | - | - | - | 1 | - | - | - | - | 1 |
| Moderate | - | - | - | - | 2 | - | - | - | - | 2 |
| Erythrocytosis, sinus | 1 | 0 | 0 | 3 | 7 | 1 | 3 | 2 | 4 | 3 |
| Minimal | 1 | - | - | 3 | 7 | 1 | 3 | 2 | 4 | 3 |
| **Lymph node, axillary[b]** | **10** | **10** | **10** | **10** | **10** | **10** | **10** | **10** | **10** | **9** |
| Depletion, lymphoid | 0 | 0 | 0 | 0 | 3 | 0 | 0 | 0 | 0 | 0 |
| Minimal | - | - | - | - | 1 | - | - | - | - | - |
| Mild | - | - | - | - | 1 | - | - | - | - | - |
| Moderate | - | - | - | - | 1 | - | - | - | - | - |
| **Lymph node, mandibular[b]** | **10** | **10** | **10** | **10** | **10** | **10** | **10** | **10** | **10** | **10** |
| Depletion, lymphoid | 0 | 0 | 0 | 0 | 4 | 0 | 0 | 0 | 0 | 1 |
| Minimal | - | - | - | - | 2 | - | - | - | - | 0 |
| Mild | - | - | - | - | 1 | - | - | - | - | 1 |
| Moderate | - | - | - | - | 1 | - | - | - | - | 0 |

[a] = A total of 9 test substance-related early deaths (found dead or euthanized *in extremis*) were noted including 5 males and 3 females from the 50 mg/kg/day group and 1 female from the 25 mg/kg/day group.
[b] = Number of tissues examined from each group.
NA = Not applicable

**Text Table 3 (continued). Incidence of Selected Histopathologic Findings, All Animals [a]**

| | Males | | | | | Females | | | | |
|---|---|---|---|---|---|---|---|---|---|---|
| **Dose (mg/kg/day):** | **NA** | **0** | **5** | **25** | **50** | **NA** | **0** | **5** | **25** | **50** |
| **Payer's patch[b]** | **0** | **0** | **0** | **0** | **0** | **0** | **0** | **0** | **0** | **2** |
| Depletion, lymphoid | - | - | - | - | - | - | - | - | - | 2 |
| Minimal | - | - | - | - | - | - | - | - | - | 1 |
| Mild | - | - | - | - | - | - | - | - | - | 1 |
| **Lacrimal gland, exorbital[b]** | **10** | **10** | **10** | **10** | **10** | **10** | **10** | **10** | **10** | **10** |
| Atrophy, acinar | 0 | 0 | 0 | 0 | 4 | 0 | 0 | 0 | 0 | 2 |
| Minimal | - | - | - | - | 1 | - | - | - | - | 2 |
| Mild | - | - | - | - | 3 | - | - | - | - | 0 |

[a] = A total of 9 test substance-related early deaths (found dead or euthanized *in extremis*) were noted including 5 males and 3 females from the 50 mg/kg/day group and 1 female from the 25 mg/kg/day group.
[b] = Number of tissues examined from each group.
NA = Not applicable

There were no other test substance-related histologic changes. Remaining histologic changes were considered to be incidental findings or related to some aspect of experimental manipulation other than administration of the test substance. Multifocal vascular necrosis and multifocal minimal hepatocellular necrosis were noted in a single male from the control and 25 mg/kg/day groups, respectively. In addition, focal mild hepatocellular necrosis was noted in a single female in the 25 mg/kg/day group. These changes were not considered to be test substance-related due to lack of a dose response.

# 7. DISCUSSION AND CONCLUSIONS

## 7.1. DISCUSSION

The objectives of this study were to evaluate the toxicity potential of repeated dermal exposure of clarified oils, catalytic cracked for 90 days and to determine the effects on male and female rats, to verify/expand the existing data pertaining to polycyclic aromatic compounds (PAC) and the prediction of toxicity following exposure to high-boiling items based on their PAC content, and to assist in dose selection for potential future two-generation reproductive studies to be conducted, (OECD 414) in Sprague Dawley rats.

There were 9 test substance-related early deaths including 5 males and 3 females from the 50 mg/kg/day group and 1 female from the 25 mg/kg/day group. Common clinical finding for animals found dead or euthanized *in extremis* included the following: extremities pale and/or cool to touch, body pale and/or cool to touch, dermal atonia, thin body condition, red material around the nose, decreased defecation, feces smaller than normal, and yellow material on various body surfaces (urogenital area, anogenital area, hindlimbs, ventral trunk). Other clinical findings noted in at least 1 early death animal included: hypoactivity, intermittent convulsions, continuous or intermittent tremors, gasping, increased or decreased respiration rate, labored respiration, partial closure of the eyes, unkempt appearance, swollen abdominal area, facial area, and forelimbs, prolapsed penis, and/or red penile discharge. With the exception of a 50 mg/kg/day group female, all early death animals were noted with residual test substance within the dose site from the first day of evaluation (study day 4) until death. All animals were noted with decreased food consumption leading to body weight losses throughout the study with the exception of a single early death male in the 50 mg/kg/day group. The cause of death of these animals was due to a combination of test substance-related lesions including bone

marrow depletion, thrombosis in the heart, and/or acute renal tubular necrosis, or centrilobular hepatocellular atrophy. All 9 animals had bone marrow depletion and centrilobular hepatocellular atrophy. Five animals had thrombosis in the heart and renal tubular necrosis. All other animals survived to the scheduled necropsy.

Test substance-related clinical observations noted for the surviving animals in the 25 and/or 50 mg/kg/day group included pale extremities (1 animal), reddened and/or swollen ears, and decreased defecation.

Test substance-related lower body weights and food consumption were noted in the 50 mg/kg/day group males for the duration of the study when compared to the vehicle control group.

Bone marrow depletion affecting all 3 cell lines was noted in the 50 mg/kg/day group males and in the 25 and 50 mg/kg/day group females. This was associated with lower platelet counts and anemia including lower red blood cell counts, hematocrit, and hemoglobin values. Moderate to severe bone marrow depletion was considered to be the cause of ischemia resulting in centrilobular hepatocellular atrophy and acute renal tubular necrosis noted in animals found dead or euthanized *in extremis* in which hematological evaluation was not performed. Animals who survived to the scheduled necropsy showed anemia with erythrocyte regeneration, characterized by high reticulocyte counts and higher reticulocyte distribution width. Test substance-related lower mean platelet counts were also noted, but there was no overt dose-response effect on absolute lymphocyte or neutrophil counts.

The roughened surface of the liver grossly observed in the 50 mg/kg/day group was histologically consistent with centrilobular atrophy and loss of hepatocytes. Those changes were mainly noted in animals found dead or euthanized *in extremis* in which the liver weight was not recorded. Higher liver weight was noted in some animals in

the 25 and 50 mg/kg/day groups who survived to the scheduled necropsy. No correlating lesion was identified by histological examination in these animals.

The thymus was grossly small, and this gross change was consistent with lower mean thymus weight and lymphoid depletion on histologic examination in the 25 and 50 mg/kg/day group males and females.

Cardiac thrombosis may have been triggered by anemia, leading to ischemic injury to endothelial cells and/or altered blood flow in the heart.

Small ovaries with increased atretic follicles and/or decreased numbers of corpora lutea and uterine atrophy were noted in the 25 and 50 mg/kg/day group females. The majority of animals with these lesions were found dead or euthanized *in extremis* and the ovary and uterus weight were not recorded.

Test substance-related mild vacuolation of the pars distalis in the pituitary gland and vacuolation in the adrenal cortex were noted. The changes in multiple endocrine tissues imply systemic hormonal alteration.

## 7.2. CONCLUSIONS

Administration of clarified oil, catalytic cracked, by dermal application once daily for approximately 6 hours, 5 days a week for at least 90 days at dosages of 5, 25, and 50 mg/kg/day to male and female Sprague Dawley rats resulted in early deaths/euthanasia in the 25 and 50 mg/kg/day groups and test substance-related changes in hematology, serum chemistry, organ weight, gross necropsy, and histopathology assessments. Bone marrow depletion with hematological evidence of anemia leading to ischemia resulted in centrilobular atrophy of the liver, acute renal tubular necrosis, and/or cardiac thrombosis in the 25 and/or 50 mg/kg/day group males and females. Administration of the test substance at 25 or 50 mg/kg/day was associated with lymphoid depletion in the spleen,

thymus, Peyer's patches, and multiple lymph nodes in males and females. Administration of the test substance at 25 or 50 mg/kg/day was also associated with degeneration and/or atrophy in the male and female reproductive system and vacuolation in the pituitary gland and adrenal cortex. No test substance-related lesions were noted in the treated skin. The eosinophil counts (absolute and percentage, males; absolute counts only, females) were statistically significantly decreased at 5 mg/kg/day, thus a no-observed-effect level (NOEL) could not be established for this study.

## 8. REPORT REVIEW AND APPROVAL

Report Authored and Approved By:

Angela S. Burke, PhD, DABT
Staff Toxicologist, General Toxicology
Study Director

03 Aug 2012
Date

Report Prepared By:

Amy K. Schroeder, BS, RLAT
Study Analyst

03 Aug. 2012
Date

Report Reviewed By:

Teresa D. Morris, BS
Senior Toxicologist, General Toxicology

03 Aug 2012
Date

Thomas P. O'Neill, BS, DABT
Assistant Director, General Toxicology

Holly P. Troche, DVM
Lead Analyst and Scientific Advisor,
Reporting & Technical Support Services

3 Aug 2012
Date

## 9. QUALITY ASSURANCE DEPARTMENT STATEMENT

| Date(s) of Inspection(s) | Phase Inspected | Date(s) Findings Reported to Study Director | Date(s) Findings Reported to Management |
|---|---|---|---|
| 29-Apr-2011 | Test Article Preparation | 29-Apr-2011 | 27-May-2011 |
| 17-Jun-2011 | Dermal Scoring | 17-Jun-2011 | 27-Jul-2011 |
| 30-Jul-2011 | Clinical Pathology Blood Collection/Analysis (Coagulation) | 30-Jul-2011 | 26-Aug-2011 |
| 30-Jul-2011 | Necropsy | 30-Jul-2011 | 26-Aug-2011 |
| 17-Aug-2011 | Study Records (I-3, Final Body Weight Data Only) | 17-Aug-2011 | 26-Sep-2011 |
| 17-Aug-2011 | Study Records (N-1, Organ Weight Data Only) | 17-Aug-2011 | 26-Sep-2011 |
| 17-Aug-2011 | Study Records (C-1) | 17-Aug-2011 | 26-Sep-2011 |
| 21-Aug-2011 | Draft Tables | 21-Aug-2011 | 26-Sep-2011 |
| 22-Aug-2011 | Audited Hematology and Organ Weight Tables Only | 22-Aug-2011 | 26-Sep-2011 |
| 23-Sep-2011<br>26-Sep-2011 | Study Records (A-1) | 26-Sep-2011 | 25-Oct-2011 |
| 27-Sep-2011 | Analytical Chemistry Report | 27-Sep-2011 | 25-Oct-2011 |
| 25-Oct-2011 | Study Records (Pathology Data) | 25-Oct-2011 | 28-Nov-2011 |
| 25-Oct-2011 | Study Records (Rx-1) | 25-Oct-2011 | 28-Nov-2011 |
| 25-Oct-2011<br>28-Oct-2011 | Study Records (I-1, I-2, I-3) | 28-Oct-2011 | 28-Nov-2011 |
| 26-Oct-2011 | Study Records (N-1) | 26-Oct-2011 | 28-Nov-2011 |
| 26-Oct-2011<br>27-Oct-2011<br>28-Oct-2011 | Draft Pathology Report | 28-Oct-2011 | 28-Nov-2011 |
| 28-Oct-2011<br>30-Oct-2011<br>01-Nov-2011 | Draft Report (without Analyses of Dosing Formulations or Pathology Reports) | 01-Nov-2011 | 20-Dec-2011 |

| Date(s) of Inspection(s) | Phase Inspected | Date(s) Findings Reported to Study Director | Date(s) Findings Reported to Management |
|---|---|---|---|
| 01-Nov-2011 | Audited Analytical Chemistry Report | 01-Nov-2011 | 20-Dec-2011 |
| 04-Nov-2011 | Audited Draft Report (without Analyses of Dosing Formulations Report) | 04-Nov-2011 | 20-Dec-2011 |
| 31-Jul-2012 | Final Pathology | 31-Jul-2012 | 31-Jul-2012 |
| 03-Aug-2012 | Final Report | 03-Aug-2012 | 03-Aug-2012 |

This study was inspected in accordance with the United States EPA GLP Standards (40 CFR Part 792), the OECD Principles of GLP, the WIL Research SOPs, and the Sponsor's protocol and protocol amendments. Review of the protocol and protocol amendments as well as a yearly internal facility inspection are conducted by the WIL Quality Assurance Department.

This report accurately reflects the data generated during the study. The methods and procedures used in the study were those specified in the protocol, its amendments, and the WIL Research SOPs.

Tracy DeVan Booth — 03 Aug 2012

Tracy S. DeVan Booth, AA, RQAP-GLP
Quality Assurance Representative

Date

BIOTECHNICS
FOCUSED EXPERTISE

**A 90-DAY REPEAT-DOSE DERMAL TOXICITY STUDY UTILIZING CLARIFIED OILS, CATALYTIC CRACKED IN SPRAGUE DAWLEY RATS**

**Study Number: WIL-402023**

## QUALITY ASSURANCE STATEMENT

This study was inspected in accordance with the U.S. EPA Good Laboratory Practice Regulations (40 CFR Parts 160 and 792), the OECD Principles of Good Laboratory Practice, the standard operating procedures of Biotechnics, LLC, and the sponsor's protocol and protocol amendments.

Quality Assurance findings, derived from the inspections during the conduct of the study are documented and reported to the study director. A biannual internal facility inspection is conducted by the Quality Assurance Unit.

| Phase Audited | Date of Audit | Date Reported To Laboratory Manager | Date Reported To Study Director | Date Reported To Test Facility Management |
|---|---|---|---|---|
| Embedding | 23Aug11 | 24Aug11 | 29Aug11 | 29Aug11 |
| Histology Documentation | 3Oct11 | 3Oct11 | 4Oct11 | 4Oct11 |

Janice Jackson-Freeman
Janice Jackson-Freeman, BS
Compliance Specialist, Quality Assurance

26 Oct 2011
Date

310 Millstone Drive, Hillsborough, NC 27278 Phone: 919.245.3114 Fax: 919.245.3115 www.biotechnics-inc.com

## 10. REFERENCES

Draize, J.H. The appraisal of the safety of chemicals in foods, drugs, and cosmetics. *Dermal Toxicity* **1965**, 46-59.

Dunn, O.J. Multiple comparisons using rank sums. *Technometrics* **1964**, *6(3)*, 241-252.

Dunnett, C.W. New tables for multiple comparisons with a control. *Biometrics* **1964**, *20*, 482-491.

Freireich, E.J.; Gehan, E.A.; Rall, D.P.; Schmidt, L.H.; Skipper, H.E. Quantitative Comparison Toxicity of Anticancer Agents in Mouse, Rat, Hamster, Dog, Monkey, and Man. *Cancer Chemotherapy Reports* **1966**, *50(4)*, 219-244.

Haubenstricker, M.E. Analytical Validation and Stability Study of Catalytically Cracked Slurry Oil in Acetone Formulations (Study No. WIL-402029). WIL Research Laboratories, LLC, Ashland, OH, **2011**.

Kruskal, W.H.; Wallis, W.A. Use of ranks in one-criterion variance analysis. *Journal of the American Statistical Association* **1952**, *47*, 583-621.

Morris, T.D. A 14-Day Dose Range Finding Dermal Toxicity Study Utilizing Clarified Oils, Catalytic Cracked in Sprague Dawley Rats (Study No. WIL-402019). WIL Research Laboratories, LLC, Ashland, OH, **Draft**.

National Research Council. *Guide for the Care and Use of Laboratory Animals,* Institute of Laboratory Animal Resources, Commission on Life Sciences; National Academy Press: Washington, DC, **1996**.

Snedecor, G.W.; Cochran, W.G. One-Way Classifications; Analysis of Variance. In *Statistical Methods*, 7th ed.; The Iowa State University Press: Ames, IA, **1980**; pp 215-237.

Sokal, R.R.; Rohlf, F.J. Biometry: The Principles and Practice of Statistics in Biological Research. Freeman: San Francisco, CA, **1981**; pp 222-229.

## 11. DATA RETENTION

The Sponsor has title to all documentation records, raw data, slides, specimens, or other work product generated during the performance of the study. Any remaining dosing formulation samples will be discarded upon issuance of the final report; all remaining work product generated by WIL Research, including raw paper data and specimens, are retained in the WIL Research Archives as specified in the study protocol. Data generated by the Sponsor will be archived by the Sponsor.

A reserve sample of the test substance, pertinent electronic storage media, and the original final report are retained in the WIL Research Archives in compliance with regulatory requirements.

## 12. ABBREVIATIONS

The following abbreviations may apply to this report:

| | | |
|---|---|---|
| µ | - | micro |
| AAALAC | - | Association for Assessment and Accreditation of Laboratory Animal Care |
| ANOVA | - | analysis of variance |
| cm | - | centimeter |
| CEO | - | correlates with externally observed |
| dB | - | decibels |
| dL | - | deciliter |
| EPA | - | Environmental Protection Agency |
| *etc.* | - | et cetera |
| EDTA | - | ethylenediaminetetraacetic acid |
| exp | - | expiration |
| FDA | - | Food and Drug Administration |
| FIFRA | - | Federal Insecticide, Fungicide and Rodenticide Act |
| g | - | gram |
| GLP | - | Good Laboratory Practices |
| GMP | - | Good Manufacturing Practices |
| hr | - | hour(s) |
| kg | - | kilogram |
| L | - | liter |
| M | - | molar |
| mg | - | milligram |
| mL | - | milliliter |
| mm | - | millimeter |
| ms | - | milliseconds |
| mM | - | millimolar |
| NA | - | not applicable |
| no. | - | number |
| OECD | - | Organisation for Economic Cooperation and Development |
| OPPTS | - | Office of Prevention, Pesticides and Toxic Substances |
| ppm | - | parts per million |
| RSD | - | Relative standard deviation |
| SOP | - | standard operating procedure |
| WIL Research | - | WIL Research Laboratories, LLC |
| WTDMS™ | - | WIL Toxicology Data Management System |
| wt(s). | - | weight(s) |

# FIGURES 1 - 2

PROJECT NO.:WIL-402023
SPONSOR:AMERICAN PETROLEUM

FIGURE 1 (MALES)
SUMMARY OF BODY WEIGHTS [G]
PRESENTED AS MEAN ± SE

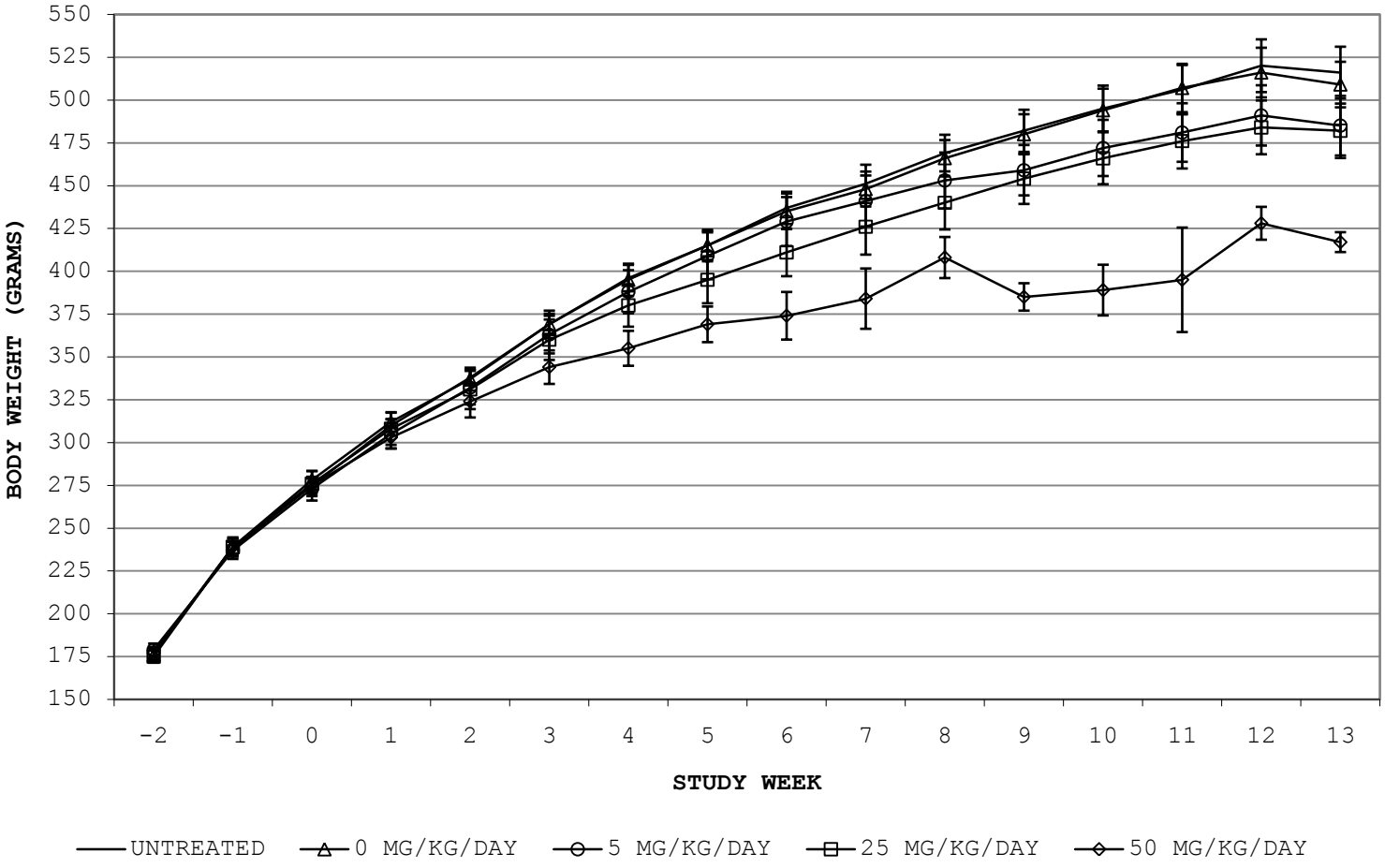


BW v1.00 10/05/2011

PROJECT NO.:WIL-402023
SPONSOR:AMERICAN PETROLEUM

FIGURE 2 (FEMALES)
SUMMARY OF BODY WEIGHTS [G]
PRESENTED AS MEAN ± SE

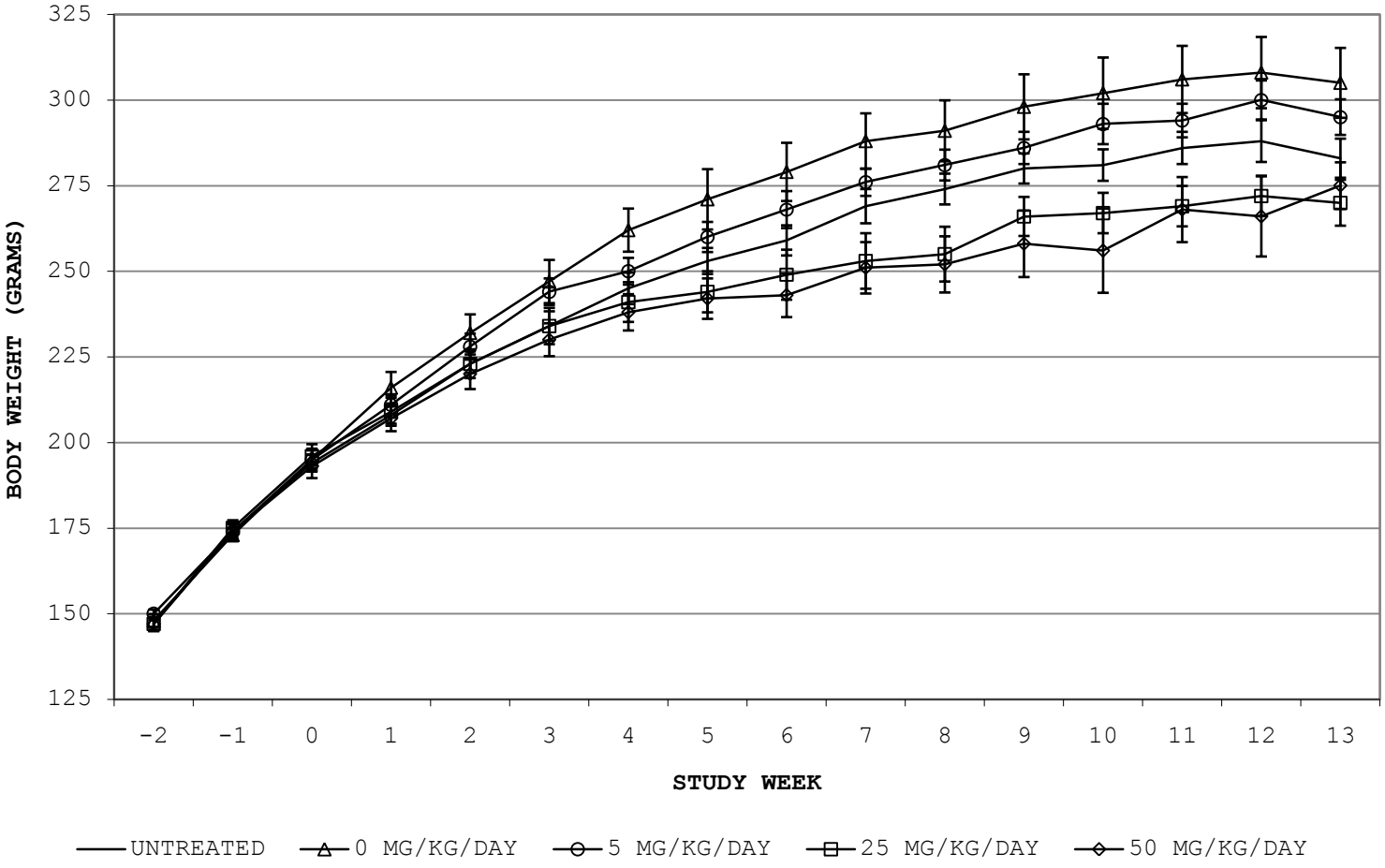


BW v1.00 10/05/2011

# TABLES S1 - S19

TABLE S1

PROJECT NO.:WIL-402023 A 90-DAY DERMAL STUDY UTILIZING CLARIFIED OILS IN RATS PAGE 1

SPONSOR:AMERICAN PETROLEUM SUMMARY OF SURVIVAL AND DISPOSITION

MALES

| GROUP : | 1 | | | | 2 | | | | 3 | | | | 4 | | | | 5 | | | |
|---|---|---|---|---|---|---|---|---|---|---|---|---|---|---|---|---|---|---|---|---|
| WEEK | LIVE | FD | EE | SE | LIVE | FD | EE | SE | LIVE | FD | EE | SE | LIVE | FD | EE | SE | LIVE | FD | EE | SE |
| 0 | 10 | 0 | 0 | 0 | 10 | 0 | 0 | 0 | 10 | 0 | 0 | 0 | 10 | 0 | 0 | 0 | 10 | 0 | 0 | 0 |
| 1 | 10 | 0 | 0 | 0 | 10 | 0 | 0 | 0 | 10 | 0 | 0 | 0 | 10 | 0 | 0 | 0 | 10 | 0 | 0 | 0 |
| 2 | 10 | 0 | 0 | 0 | 10 | 0 | 0 | 0 | 10 | 0 | 0 | 0 | 10 | 0 | 0 | 0 | 10 | 0 | 0 | 0 |
| 3 | 10 | 0 | 0 | 0 | 10 | 0 | 0 | 0 | 10 | 0 | 0 | 0 | 10 | 0 | 0 | 0 | 10 | 0 | 0 | 0 |
| 4 | 10 | 0 | 0 | 0 | 10 | 0 | 0 | 0 | 10 | 0 | 0 | 0 | 10 | 0 | 0 | 0 | 10 | 0 | 0 | 0 |
| 5 | 10 | 0 | 0 | 0 | 10 | 0 | 0 | 0 | 10 | 0 | 0 | 0 | 10 | 0 | 0 | 0 | 10 | 0 | 0 | 0 |
| 6 | 10 | 0 | 0 | 0 | 10 | 0 | 0 | 0 | 10 | 0 | 0 | 0 | 10 | 0 | 0 | 0 | 10 | 0 | 0 | 0 |
| 7 | 10 | 0 | 0 | 0 | 10 | 0 | 0 | 0 | 10 | 0 | 0 | 0 | 10 | 0 | 0 | 0 | 8 | 1 | 1 | 0 |
| 8 | 10 | 0 | 0 | 0 | 10 | 0 | 0 | 0 | 10 | 0 | 0 | 0 | 10 | 0 | 0 | 0 | 8 | 0 | 0 | 0 |
| 9 | 10 | 0 | 0 | 0 | 10 | 0 | 0 | 0 | 10 | 0 | 0 | 0 | 10 | 0 | 0 | 0 | 7 | 0 | 1 | 0 |
| 10 | 10 | 0 | 0 | 0 | 10 | 0 | 0 | 0 | 10 | 0 | 0 | 0 | 10 | 0 | 0 | 0 | 6 | 1 | 0 | 0 |
| 11 | 10 | 0 | 0 | 0 | 10 | 0 | 0 | 0 | 10 | 0 | 0 | 0 | 10 | 0 | 0 | 0 | 5 | 0 | 1 | 0 |
| 12 | 0 | 0 | 0 | 10 | 0 | 0 | 0 | 10 | 0 | 0 | 0 | 10 | 0 | 0 | 0 | 10 | 0 | 0 | 0 | 5 |

WEEK = WEEK OF STUDY FD = FOUND DEAD EE = EUTHANIZED IN EXTREMIS SE = SCHEDULED EUTHANASIA

1- UNTREATED 2- 0 MG/KG/DAY 3- 5 MG/KG/DAY 4- 25 MG/KG/DAY 5- 50 MG/KG/DAY

TABLE S1

PROJECT NO.:WIL-402023 A 90-DAY DERMAL STUDY UTILIZING CLARIFIED OILS IN RATS 

SPONSOR:AMERICAN PETROLEUM SUMMARY OF SURVIVAL AND DISPOSITION

FEMALES

| GROUP : | 1 | | | | 2 | | | | 3 | | | | 4 | | | | 5 | | | |
|---|---|---|---|---|---|---|---|---|---|---|---|---|---|---|---|---|---|---|---|---|
| WEEK | LIVE | FD | EE | SE | LIVE | FD | EE | SE | LIVE | FD | EE | SE | LIVE | FD | EE | SE | LIVE | FD | EE | SE |
| 0 | 10 | 0 | 0 | 0 | 10 | 0 | 0 | 0 | 10 | 0 | 0 | 0 | 10 | 0 | 0 | 0 | 10 | 0 | 0 | 0 |
| 1 | 10 | 0 | 0 | 0 | 10 | 0 | 0 | 0 | 10 | 0 | 0 | 0 | 10 | 0 | 0 | 0 | 10 | 0 | 0 | 0 |
| 2 | 10 | 0 | 0 | 0 | 10 | 0 | 0 | 0 | 10 | 0 | 0 | 0 | 10 | 0 | 0 | 0 | 10 | 0 | 0 | 0 |
| 3 | 10 | 0 | 0 | 0 | 10 | 0 | 0 | 0 | 10 | 0 | 0 | 0 | 10 | 0 | 0 | 0 | 10 | 0 | 0 | 0 |
| 4 | 10 | 0 | 0 | 0 | 10 | 0 | 0 | 0 | 10 | 0 | 0 | 0 | 10 | 0 | 0 | 0 | 10 | 0 | 0 | 0 |
| 5 | 10 | 0 | 0 | 0 | 10 | 0 | 0 | 0 | 10 | 0 | 0 | 0 | 10 | 0 | 0 | 0 | 10 | 0 | 0 | 0 |
| 6 | 10 | 0 | 0 | 0 | 10 | 0 | 0 | 0 | 10 | 0 | 0 | 0 | 10 | 0 | 0 | 0 | 10 | 0 | 0 | 0 |
| 7 | 10 | 0 | 0 | 0 | 10 | 0 | 0 | 0 | 10 | 0 | 0 | 0 | 10 | 0 | 0 | 0 | 10 | 0 | 0 | 0 |
| 8 | 10 | 0 | 0 | 0 | 10 | 0 | 0 | 0 | 10 | 0 | 0 | 0 | 9 | 0 | 1 | 0 | 9 | 0 | 1 | 0 |
| 9 | 10 | 0 | 0 | 0 | 10 | 0 | 0 | 0 | 10 | 0 | 0 | 0 | 9 | 0 | 0 | 0 | 9 | 0 | 0 | 0 |
| 10 | 10 | 0 | 0 | 0 | 10 | 0 | 0 | 0 | 10 | 0 | 0 | 0 | 9 | 0 | 0 | 0 | 8 | 0 | 1 | 0 |
| 11 | 10 | 0 | 0 | 0 | 10 | 0 | 0 | 0 | 10 | 0 | 0 | 0 | 9 | 0 | 0 | 0 | 8 | 0 | 0 | 0 |
| 12 | 0 | 0 | 0 | 10 | 0 | 0 | 0 | 10 | 0 | 0 | 0 | 10 | 0 | 0 | 0 | 9 | 0 | 0 | 1 | 7 |

WEEK = WEEK OF STUDY FD = FOUND DEAD EE = EUTHANIZED IN EXTREMIS SE = SCHEDULED EUTHANASIA

1- UNTREATED 2- 0 MG/KG/DAY 3- 5 MG/KG/DAY 4- 25 MG/KG/DAY 5- 50 MG/KG/DAY

PSURVv4.10
08/15/2011

TABLE S2 (DETAILED PHYSICAL EXAMINATIONS/DISPOSITIONS)

PROJECT NO.:WIL-402023 — A 90-DAY DERMAL STUDY UTILIZING CLARIFIED OILS IN RATS — PAGE 1

SPONSOR:AMERICAN PETROLEUM — SUMMARY OF CLINICAL FINDINGS: TOTAL OCCURRENCE/NO. OF ANIMALS

----- M A L E -----

| TABLE RANGE: | DAY 000 TO DAY 090 | | | | |
|---|---|---|---|---|---|
| GROUP: | 1 | 2 | 3 | 4 | 5 |
| NORMAL | | | | | |
| -NO SIGNIFICANT CLINICAL OBSERVATIONS | 73/10 | 73/10 | 102/10 | 95/10 | 75/10 |
| DISPOSITION | | | | | |
| -FOUND DEAD | 0/ 0 | 0/ 0 | 0/ 0 | 0/ 0 | 2/ 2 |
| -SENT TO NECROPSY TO BE EUTHANIZED IN EXTREMIS- PHYSICAL CONDITION | 0/ 0 | 0/ 0 | 0/ 0 | 0/ 0 | 3/ 3 |
| -PRIMARY NECROPSY (DAY 89) | 5/ 5 | 5/ 5 | 5/ 5 | 5/ 5 | 3/ 3 |
| -PRIMARY NECROPSY (DAY 90) | 5/ 5 | 5/ 5 | 5/ 5 | 5/ 5 | 2/ 2 |
| BEHAVIOR/CNS | | | | | |
| -HYPOACTIVITY | 0/ 0 | 0/ 0 | 0/ 0 | 0/ 0 | 2/ 2 |
| -TREMORS, INTERMITTENT | 0/ 0 | 0/ 0 | 0/ 0 | 0/ 0 | 1/ 1 |
| -CONVULSIONS, INTERMITTENT | 0/ 0 | 0/ 0 | 0/ 0 | 0/ 0 | 1/ 1 |
| -PARTIAL CLOSURE LEFT EYE | 0/ 0 | 0/ 0 | 0/ 0 | 0/ 0 | 1/ 1 |
| -PARTIAL CLOSURE RIGHT EYE | 0/ 0 | 0/ 0 | 0/ 0 | 0/ 0 | 1/ 1 |
| BODY/INTEGUMENT | | | | | |
| -HAIR LOSS FORELIMB(S) | 18/ 2 | 7/ 1 | 0/ 0 | 19/ 5 | 14/ 3 |
| -HAIR LOSS FACIAL AREA | 1/ 1 | 3/ 2 | 1/ 1 | 0/ 0 | 0/ 0 |
| -HAIR LOSS DORSAL HEAD | 1/ 1 | 0/ 0 | 0/ 0 | 0/ 0 | 0/ 0 |
| -HAIR LOSS HINDLIMB(S) | 0/ 0 | 0/ 0 | 0/ 0 | 2/ 1 | 0/ 0 |

1- UNTREATED 2- 0 MG/KG/DAY 3- 5 MG/KG/DAY 4- 25 MG/KG/DAY 5- 50 MG/KG/DAY

TABLE S2 (DETAILED PHYSICAL EXAMINATIONS/DISPOSITIONS)

PROJECT NO.:WIL-402023 A 90-DAY DERMAL STUDY UTILIZING CLARIFIED OILS IN RATS 

SPONSOR:AMERICAN PETROLEUM SUMMARY OF CLINICAL FINDINGS: TOTAL OCCURRENCE/NO. OF ANIMALS

----- M A L E -----

| TABLE RANGE: | DAY 000 TO DAY 090 | | | | |
|---|---|---|---|---|---|
| GROUP: | 1 | 2 | 3 | 4 | 5 |
| BODY/INTEGUMENT | | | | | |
| -HAIR LOSS DORSAL NECK | 2/ 2 | 12/ 5 | 0/ 0 | 11/ 5 | 5/ 2 |
| -HAIR LOSS VENTRAL NECK | 16/ 8 | 21/10 | 13/ 9 | 16/ 8 | 10/ 5 |
| -HAIR LOSS DORSAL TRUNK | 1/ 1 | 0/ 0 | 0/ 0 | 0/ 0 | 0/ 0 |
| -MOIST ALOPECIA VENTRAL NECK | 4/ 1 | 0/ 0 | 5/ 2 | 0/ 0 | 0/ 0 |
| -DERMAL ATONIA | 0/ 0 | 0/ 0 | 0/ 0 | 0/ 0 | 3/ 3 |
| -THIN | 0/ 0 | 0/ 0 | 0/ 0 | 0/ 0 | 5/ 4 |
| -HAIR LOSS LEFT LATERAL NECK | 1/ 1 | 0/ 0 | 1/ 1 | 0/ 0 | 1/ 1 |
| -HAIR LOSS RIGHT LATERAL NECK | 2/ 2 | 0/ 0 | 1/ 1 | 0/ 0 | 2/ 1 |
| CARDIO-PULMONARY | | | | | |
| -EXTREMITIES PALE | 0/ 0 | 0/ 0 | 0/ 0 | 0/ 0 | 12/ 6 |
| -EXTREMITIES COOL TO TOUCH | 0/ 0 | 0/ 0 | 0/ 0 | 0/ 0 | 7/ 5 |
| -BODY COOL TO TOUCH | 0/ 0 | 0/ 0 | 0/ 0 | 0/ 0 | 5/ 4 |
| -BODY PALE | 0/ 0 | 0/ 0 | 0/ 0 | 0/ 0 | 5/ 4 |
| -RESPIRATION RATE DECREASED | 0/ 0 | 0/ 0 | 0/ 0 | 0/ 0 | 1/ 1 |
| -RESPIRATION LABORED | 0/ 0 | 0/ 0 | 0/ 0 | 0/ 0 | 1/ 1 |
| -GASPING | 0/ 0 | 0/ 0 | 0/ 0 | 0/ 0 | 1/ 1 |
| EYES/EARS/NOSE | | | | | |
| -DRIED RED MATERIAL AROUND NOSE | 4/ 2 | 1/ 1 | 2/ 1 | 1/ 1 | 10/ 6 |
| -DRIED RED MATERIAL AROUND RIGHT EYE | 0/ 0 | 0/ 0 | 0/ 0 | 1/ 1 | 0/ 0 |

1- UNTREATED 2- 0 MG/KG/DAY 3- 5 MG/KG/DAY 4- 25 MG/KG/DAY 5- 50 MG/KG/DAY

----- M A L E -----

| TABLE RANGE: | DAY 000 TO DAY 090 | | | | |
|---|---|---|---|---|---|
| GROUP: | 1 | 2 | 3 | 4 | 5 |
| EYES/EARS/NOSE | | | | | |
| -DRIED RED MATERIAL AROUND LEFT EYE | 1/ 1 | 0/ 0 | 1/ 1 | 0/ 0 | 0/ 0 |
| EXCRETA | | | | | |
| -DEFECATION DECREASED | 0/ 0 | 0/ 0 | 0/ 0 | 0/ 0 | 6/ 4 |
| -SOFT FECES | 0/ 0 | 2/ 1 | 0/ 0 | 1/ 1 | 0/ 0 |
| -FECES SMALLER THAN NORMAL | 0/ 0 | 0/ 0 | 0/ 0 | 0/ 0 | 1/ 1 |
| -WET YELLOW MATERIAL UROGENITAL AREA | 0/ 0 | 0/ 0 | 0/ 0 | 0/ 0 | 2/ 2 |
| -WET YELLOW MATERIAL ANOGENITAL AREA | 0/ 0 | 0/ 0 | 0/ 0 | 0/ 0 | 1/ 1 |
| -DRIED YELLOW MATERIAL UROGENITAL AREA | 0/ 0 | 0/ 0 | 0/ 0 | 0/ 0 | 1/ 1 |
| -DRIED YELLOW MATERIAL HINDLIMB(S) | 0/ 0 | 0/ 0 | 0/ 0 | 0/ 0 | 1/ 1 |
| BODY/INTEG II | | | | | |
| -SCABBING DORSAL NECK | 4/ 1 | 6/ 4 | 1/ 1 | 0/ 0 | 0/ 0 |
| -SCABBING RIGHT LATERAL NECK | 8/ 3 | 14/ 6 | 3/ 2 | 2/ 1 | 2/ 1 |
| -SCABBING DORSAL HEAD | 0/ 0 | 1/ 1 | 1/ 1 | 0/ 0 | 0/ 0 |
| -SCABBING FORELIMB(S) | 0/ 0 | 0/ 0 | 0/ 0 | 0/ 0 | 2/ 2 |
| -SCABBING VENTRAL NECK | 26/ 7 | 26/10 | 11/ 7 | 5/ 4 | 3/ 2 |
| -SCABBING LEFT LATERAL NECK | 5/ 2 | 11/ 6 | 1/ 1 | 2/ 1 | 0/ 0 |
| ORAL/DENTAL | | | | | |
| -WET CLEAR MATERIAL AROUND MOUTH | 1/ 1 | 0/ 0 | 0/ 0 | 0/ 0 | 0/ 0 |

1- UNTREATED 2- 0 MG/KG/DAY 3- 5 MG/KG/DAY 4- 25 MG/KG/DAY 5- 50 MG/KG/DAY

TABLE S2 (DETAILED PHYSICAL EXAMINATIONS/DISPOSITIONS)

PROJECT NO.:WIL-402023 A 90-DAY DERMAL STUDY UTILIZING CLARIFIED OILS IN RATS 

SPONSOR:AMERICAN PETROLEUM SUMMARY OF CLINICAL FINDINGS: TOTAL OCCURRENCE/NO. OF ANIMALS

----- M A L E -----

| TABLE RANGE: | DAY 000 TO DAY 090 | | | | |
|---|---|---|---|---|---|
| GROUP: | 1 | 2 | 3 | 4 | 5 |
| ORAL/DENTAL | | | | | |
| -UPPER INCISOR(S) BROKEN | 0/ 0 | 0/ 0 | 0/ 0 | 0/ 0 | 1/ 1 |
| -LOWER INCISOR(S) BROKEN | 0/ 0 | 0/ 0 | 0/ 0 | 0/ 0 | 1/ 1 |
| SPECIAL II | | | | | |
| -PROLAPSED PENIS | 0/ 0 | 0/ 0 | 0/ 0 | 0/ 0 | 2/ 1 |
| -WET BROWN MATERIAL ANOGENITAL AREA | 0/ 0 | 1/ 1 | 0/ 0 | 2/ 2 | 0/ 0 |

1- UNTREATED 2- 0 MG/KG/DAY 3- 5 MG/KG/DAY 4- 25 MG/KG/DAY 5- 50 MG/KG/DAY

----- F E M A L E -----

| TABLE RANGE: | DAY 000 TO DAY 090 | | | | |
|---|---|---|---|---|---|
| GROUP: | 1 | 2 | 3 | 4 | 5 |
| NORMAL | | | | | |
| -NO SIGNIFICANT CLINICAL OBSERVATIONS | 129/10 | 112/10 | 136/10 | 118/10 | 113/10 |
| DISPOSITION | | | | | |
| -SENT TO NECROPSY TO BE EUTHANIZED IN EXTREMIS- PHYSICAL CONDITION | 0/ 0 | 0/ 0 | 0/ 0 | 1/ 1 | 3/ 3 |
| -PRIMARY NECROPSY (DAY 89) | 5/ 5 | 5/ 5 | 5/ 5 | 5/ 5 | 4/ 4 |
| -PRIMARY NECROPSY (DAY 90) | 5/ 5 | 5/ 5 | 5/ 5 | 4/ 4 | 3/ 3 |
| BEHAVIOR/CNS | | | | | |
| -HYPOACTIVITY | 0/ 0 | 0/ 0 | 0/ 0 | 0/ 0 | 1/ 1 |
| -TREMORS, CONTINUOUS | 0/ 0 | 0/ 0 | 0/ 0 | 0/ 0 | 1/ 1 |
| BODY/INTEGUMENT | | | | | |
| -HAIR LOSS FORELIMB(S) | 4/ 1 | 19/ 3 | 0/ 0 | 0/ 0 | 1/ 1 |
| -HAIR LOSS FACIAL AREA | 0/ 0 | 0/ 0 | 0/ 0 | 1/ 1 | 0/ 0 |
| -HAIR LOSS DORSAL NECK | 0/ 0 | 0/ 0 | 0/ 0 | 3/ 1 | 2/ 1 |
| -HAIR LOSS VENTRAL NECK | 1/ 1 | 1/ 1 | 3/ 2 | 2/ 2 | 6/ 2 |
| -DERMAL ATONIA | 0/ 0 | 0/ 0 | 0/ 0 | 2/ 1 | 3/ 3 |
| -THIN | 0/ 0 | 0/ 0 | 0/ 0 | 2/ 1 | 3/ 3 |
| -HAIR LOSS RIGHT LATERAL NECK | 0/ 0 | 0/ 0 | 0/ 0 | 0/ 0 | 1/ 1 |
| CARDIO-PULMONARY | | | | | |
| -EXTREMITIES PALE | 0/ 0 | 0/ 0 | 0/ 0 | 3/ 1 | 8/ 3 |

1- UNTREATED 2- 0 MG/KG/DAY 3- 5 MG/KG/DAY 4- 25 MG/KG/DAY 5- 50 MG/KG/DAY

----- F E M A L E -----

| TABLE RANGE: | DAY 000 TO DAY 090 | | | | |
|---|---|---|---|---|---|
| GROUP: | 1 | 2 | 3 | 4 | 5 |
| CARDIO-PULMONARY | | | | | |
| -EXTREMITIES COOL TO TOUCH | 0/ 0 | 0/ 0 | 0/ 0 | 1/ 1 | 2/ 2 |
| -BODY COOL TO TOUCH | 0/ 0 | 0/ 0 | 0/ 0 | 1/ 1 | 3/ 3 |
| -BODY PALE | 0/ 0 | 0/ 0 | 0/ 0 | 3/ 1 | 4/ 2 |
| -RESPIRATION RATE INCREASED | 0/ 0 | 0/ 0 | 0/ 0 | 0/ 0 | 1/ 1 |
| EYES/EARS/NOSE | | | | | |
| -OPACITY RIGHT EYE | 0/ 0 | 0/ 0 | 0/ 0 | 0/ 0 | 1/ 1 |
| -DRIED RED MATERIAL AROUND NOSE | 3/ 3 | 4/ 4 | 0/ 0 | 3/ 2 | 6/ 4 |
| -DRIED RED MATERIAL AROUND RIGHT EYE | 0/ 0 | 0/ 0 | 0/ 0 | 0/ 0 | 1/ 1 |
| -DRIED RED MATERIAL AROUND LEFT EYE | 2/ 2 | 1/ 1 | 0/ 0 | 1/ 1 | 1/ 1 |
| -OPACITY LEFT EYE | 0/ 0 | 0/ 0 | 0/ 0 | 0/ 0 | 1/ 1 |
| EXCRETA | | | | | |
| -DEFECATION DECREASED | 0/ 0 | 0/ 0 | 0/ 0 | 3/ 1 | 3/ 3 |
| -FECES SMALLER THAN NORMAL | 0/ 0 | 0/ 0 | 0/ 0 | 0/ 0 | 1/ 1 |
| -WET YELLOW MATERIAL UROGENITAL AREA | 0/ 0 | 0/ 0 | 0/ 0 | 1/ 1 | 1/ 1 |
| BODY/INTEG II | | | | | |
| -SCABBING FACIAL AREA | 0/ 0 | 1/ 1 | 1/ 1 | 0/ 0 | 0/ 0 |
| -SCABBING DORSAL NECK | 1/ 1 | 0/ 0 | 0/ 0 | 0/ 0 | 0/ 0 |
| -SCABBING RIGHT LATERAL NECK | 0/ 0 | 1/ 1 | 0/ 0 | 0/ 0 | 0/ 0 |

1- UNTREATED 2- 0 MG/KG/DAY 3- 5 MG/KG/DAY 4- 25 MG/KG/DAY 5- 50 MG/KG/DAY

----- F E M A L E -----

| TABLE RANGE: | DAY 000 TO DAY 090 | | | | |
|---|---|---|---|---|---|
| GROUP: | 1 | 2 | 3 | 4 | 5 |
| BODY/INTEG II | | | | | |
| -SCABBING VENTRAL NECK | 0/ 0 | 1/ 1 | 0/ 0 | 0/ 0 | 1/ 1 |
| -SCABBING DORSAL TRUNK | 0/ 0 | 2/ 2 | 0/ 0 | 4/ 1 | 0/ 0 |
| -SCABBING DORSAL RUMP | 0/ 0 | 0/ 0 | 0/ 0 | 1/ 1 | 0/ 0 |
| -SCABBING LEFT EAR | 0/ 0 | 0/ 0 | 0/ 0 | 1/ 1 | 0/ 0 |
| -SCABBING LEFT LATERAL NECK | 1/ 1 | 0/ 0 | 0/ 0 | 0/ 0 | 0/ 0 |
| ORAL/DENTAL | | | | | |
| -LOWER INCISOR(S) BROKEN | 0/ 0 | 0/ 0 | 0/ 0 | 0/ 0 | 1/ 1 |
| SPECIAL | | | | | |
| -REDDENED LEFT EAR | 0/ 0 | 0/ 0 | 0/ 0 | 0/ 0 | 3/ 1 |
| -REDDENED RIGHT EAR | 0/ 0 | 0/ 0 | 0/ 0 | 0/ 0 | 1/ 1 |
| -SWOLLEN LEFT EAR | 0/ 0 | 0/ 0 | 0/ 0 | 0/ 0 | 3/ 1 |
| -SWOLLEN RIGHT EAR | 0/ 0 | 0/ 0 | 0/ 0 | 0/ 0 | 1/ 1 |
| -SWOLLEN LEFT FORELIMB | 0/ 0 | 0/ 0 | 0/ 0 | 1/ 1 | 0/ 0 |
| -SWOLLEN RIGHT FORELIMB | 0/ 0 | 0/ 0 | 0/ 0 | 1/ 1 | 0/ 0 |
| -SWOLLEN ABDOMINAL AREA | 0/ 0 | 0/ 0 | 0/ 0 | 1/ 1 | 0/ 0 |
| -SWOLLEN DIGIT(S) RIGHT FORELIMB | 0/ 0 | 0/ 0 | 0/ 0 | 1/ 1 | 0/ 0 |
| -REDDENED LEFT FORELIMB | 0/ 0 | 1/ 1 | 0/ 0 | 0/ 0 | 0/ 0 |

1- UNTREATED 2- 0 MG/KG/DAY 3- 5 MG/KG/DAY 4- 25 MG/KG/DAY 5- 50 MG/KG/DAY

TABLE S3 (DOSING DAY OBSERVATIONS)

PROJECT NO.:WIL-402023 — A 90-DAY DERMAL STUDY UTILIZING CLARIFIED OILS IN RATS — PAGE 1

SPONSOR:AMERICAN PETROLEUM — SUMMARY OF POST-DOSE FINDINGS: TOTAL OCCURRENCE/NO. OF ANIMALS

----- M A L E -----

| TABLE RANGE: | DAY 0 TO DAY 89 | | | | |
|---|---|---|---|---|---|
| GROUP: | 1 | 2 | 3 | 4 | 5 |
| NORMAL | | | | | |
| PRIOR TO DOSING | | | | | |
| -NO SIGNIFICANT CLINICAL OBSERVATIONS | 590/10 | 601/10 | 594/10 | 577/10 | 446/10 |
| 1-2 HOUR POST-DOSING | | | | | |
| -NO SIGNIFICANT CLINICAL OBSERVATIONS | 642/10 | 644/10 | 644/10 | 643/10 | 519/10 |
| UNSCHED OBS (>120 MINS) | | | | | |
| -NO SIGNIFICANT CLINICAL OBSERVATIONS | 40/10 | 35/10 | 40/10 | 52/10 | 68/10 |
| BODY/INTEGUMENT | | | | | |
| PRIOR TO DOSING | | | | | |
| -DERMAL ATONIA | 0/0 | 0/0 | 0/0 | 0/0 | 2/2 |
| -THIN | 0/0 | 0/0 | 0/0 | 0/0 | 3/2 |
| 1-2 HOUR POST-DOSING | | | | | |
| -DERMAL ATONIA | 0/0 | 0/0 | 0/0 | 0/0 | 3/2 |
| -THIN | 0/0 | 0/0 | 0/0 | 0/0 | 4/2 |
| UNSCHED OBS (>120 MINS) | | | | | |
| -DERMAL ATONIA | 0/0 | 0/0 | 0/0 | 0/0 | 1/1 |
| -THIN | 0/0 | 0/0 | 0/0 | 0/0 | 1/1 |
| CARDIO-PULMONARY | | | | | |
| PRIOR TO DOSING | | | | | |
| -EXTREMITIES PALE | 0/0 | 0/0 | 0/0 | 0/0 | 20/5 |
| -EXTREMITIES COOL TO TOUCH | 0/0 | 0/0 | 0/0 | 0/0 | 7/5 |
| -BODY COOL TO TOUCH | 0/0 | 0/0 | 0/0 | 0/0 | 8/4 |
| -BODY PALE | 0/0 | 0/0 | 0/0 | 0/0 | 8/4 |
| -RESPIRATION RATE INCREASED | 0/0 | 0/0 | 0/0 | 0/0 | 1/1 |

1- UNTREATED 2- 0 MG/KG/DAY 3- 5 MG/KG/DAY 4- 25 MG/KG/DAY 5- 50 MG/KG/DAY

TABLE S3 (DOSING DAY OBSERVATIONS)

PROJECT NO.:WIL-402023 — A 90-DAY DERMAL STUDY UTILIZING CLARIFIED OILS IN RATS — PAGE 2

SPONSOR:AMERICAN PETROLEUM — SUMMARY OF POST-DOSE FINDINGS: TOTAL OCCURRENCE/NO. OF ANIMALS

----- M A L E -----

| TABLE RANGE: | DAY 0 TO DAY 89 | | | | |
|---|---|---|---|---|---|
| GROUP: | 1 | 2 | 3 | 4 | 5 |
| 1-2 HOUR POST-DOSING | | | | | |
| -EXTREMITIES PALE | 0/0 | 0/0 | 0/0 | 0/0 | 33/5 |
| -EXTREMITIES COOL TO TOUCH | 0/0 | 0/0 | 0/0 | 0/0 | 16/5 |
| -BODY COOL TO TOUCH | 0/0 | 0/0 | 0/0 | 0/0 | 7/4 |
| -BODY PALE | 0/0 | 0/0 | 0/0 | 0/0 | 9/4 |
| UNSCHED OBS (>120 MINS) | | | | | |
| -EXTREMITIES PALE | 0/0 | 0/0 | 0/0 | 0/0 | 7/5 |
| -EXTREMITIES COOL TO TOUCH | 0/0 | 0/0 | 0/0 | 0/0 | 2/2 |
| -BODY COOL TO TOUCH | 0/0 | 0/0 | 0/0 | 0/0 | 2/2 |
| -BODY PALE | 0/0 | 0/0 | 0/0 | 0/0 | 3/2 |
| EYES/EARS/NOSE | | | | | |
| UNSCHED OBS (>120 MINS) | | | | | |
| -DRIED RED MATERIAL AROUND NOSE | 0/0 | 0/0 | 0/0 | 0/0 | 3/3 |
| EXCRETA | | | | | |
| PRIOR TO DOSING | | | | | |
| -DEFECATION DECREASED | 0/0 | 0/0 | 0/0 | 0/0 | 10/4 |
| -SOFT FECES | 0/0 | 0/0 | 0/0 | 0/0 | 1/1 |
| -FECES SMALLER THAN NORMAL | 0/0 | 0/0 | 0/0 | 0/0 | 1/1 |
| 1-2 HOUR POST-DOSING | | | | | |
| -DEFECATION DECREASED | 0/0 | 0/0 | 0/0 | 0/0 | 3/3 |
| -RED PENILE DISCHARGE | 0/0 | 0/0 | 0/0 | 0/0 | 1/1 |
| -DRIED YELLOW MATERIAL UROGENITAL AREA | 0/0 | 0/0 | 0/0 | 0/0 | 1/1 |
| UNSCHED OBS (>120 MINS) | | | | | |
| -DEFECATION DECREASED | 0/0 | 0/0 | 0/0 | 0/0 | 3/2 |
| -FECES SMALLER THAN NORMAL | 0/0 | 0/0 | 0/0 | 0/0 | 1/1 |

1- UNTREATED 2- 0 MG/KG/DAY 3- 5 MG/KG/DAY 4- 25 MG/KG/DAY 5- 50 MG/KG/DAY

----- M A L E -----

| TABLE RANGE: | DAY 0 TO DAY 89 | | | | |
|---|---|---|---|---|---|
| GROUP: | 1 | 2 | 3 | 4 | 5 |
| -WET YELLOW MATERIAL UROGENITAL AREA | 0/0 | 0/0 | 0/0 | 0/0 | 1/1 |
| -WET YELLOW MATERIAL ANOGENITAL AREA | 0/0 | 0/0 | 0/0 | 0/0 | 1/1 |
| -DRIED YELLOW MATERIAL HINDLIMB(S) | 0/0 | 0/0 | 0/0 | 0/0 | 1/1 |
| SPECIAL | | | | | |
| PRIOR TO DOSING | | | | | |
| -SWOLLEN FACIAL AREA | 5/3 | 1/1 | 1/1 | 3/2 | 0/0 |
| 1-2 HOUR POST-DOSING | | | | | |
| -SWOLLEN FACIAL AREA | 3/1 | 1/1 | 2/2 | 2/2 | 0/0 |
| UNSCHED OBS (>120 MINS) | | | | | |
| -REDDENED LEFT EAR | 0/0 | 0/0 | 0/0 | 1/1 | 0/0 |
| -REDDENED RIGHT EAR | 0/0 | 0/0 | 0/0 | 1/1 | 0/0 |
| SPECIAL II | | | | | |
| PRIOR TO DOSING | | | | | |
| -PROLAPSED PENIS | 0/0 | 0/0 | 0/0 | 0/0 | 5/1 |
| 1-2 HOUR POST-DOSING | | | | | |
| -PROLAPSED PENIS | 0/0 | 1/1 | 0/0 | 0/0 | 7/1 |
| UNSCHED OBS (>120 MINS) | | | | | |
| -PROLAPSED PENIS | 0/0 | 0/0 | 0/0 | 0/0 | 1/1 |

1- UNTREATED 2- 0 MG/KG/DAY 3- 5 MG/KG/DAY 4- 25 MG/KG/DAY 5- 50 MG/KG/DAY

----- F E M A L E -----

| TABLE RANGE: | DAY 0 TO DAY 89 | | | | |
|---|---|---|---|---|---|
| GROUP: | 1 | 2 | 3 | 4 | 5 |
| NORMAL | | | | | |
| PRIOR TO DOSING | | | | | |
| -NO SIGNIFICANT CLINICAL OBSERVATIONS | 608/10 | 600/10 | 600/10 | 537/10 | 477/10 |
| 1-2 HOUR POST-DOSING | | | | | |
| -NO SIGNIFICANT CLINICAL OBSERVATIONS | 650/10 | 648/10 | 650/10 | 607/10 | 580/10 |
| UNSCHED OBS (>120 MINS) | | | | | |
| -NO SIGNIFICANT CLINICAL OBSERVATIONS | 30/10 | 38/10 | 40/10 | 68/10 | 95/10 |
| BODY/INTEGUMENT | | | | | |
| PRIOR TO DOSING | | | | | |
| -DERMAL ATONIA | 0/0 | 0/0 | 0/0 | 2/1 | 1/1 |
| -THIN | 0/0 | 0/0 | 0/0 | 2/1 | 1/1 |
| 1-2 HOUR POST-DOSING | | | | | |
| -DERMAL ATONIA | 0/0 | 0/0 | 0/0 | 1/1 | 1/1 |
| -THIN | 0/0 | 0/0 | 0/0 | 4/1 | 1/1 |
| UNSCHED OBS (>120 MINS) | | | | | |
| -DERMAL ATONIA | 0/0 | 0/0 | 0/0 | 0/0 | 1/1 |
| CARDIO-PULMONARY | | | | | |
| PRIOR TO DOSING | | | | | |
| -EXTREMITIES PALE | 0/0 | 0/0 | 0/0 | 6/1 | 15/3 |
| -EXTREMITIES COOL TO TOUCH | 0/0 | 0/0 | 0/0 | 1/1 | 0/0 |
| -BODY COOL TO TOUCH | 0/0 | 0/0 | 0/0 | 2/1 | 0/0 |
| -BODY PALE | 0/0 | 0/0 | 0/0 | 2/1 | 3/1 |

1- UNTREATED 2- 0 MG/KG/DAY 3- 5 MG/KG/DAY 4- 25 MG/KG/DAY 5- 50 MG/KG/DAY

----- F E M A L E -----

| TABLE RANGE: | DAY 0 TO DAY 89 | | | | |
|---|---|---|---|---|---|
| GROUP: | 1 | 2 | 3 | 4 | 5 |
| 1-2 HOUR POST-DOSING | | | | | |
| -EXTREMITIES PALE | 0/0 | 0/0 | 0/0 | 12/1 | 21/3 |
| -EXTREMITIES COOL TO TOUCH | 0/0 | 0/0 | 0/0 | 3/1 | 2/2 |
| -BODY COOL TO TOUCH | 0/0 | 0/0 | 0/0 | 2/1 | 0/0 |
| -BODY PALE | 0/0 | 0/0 | 0/0 | 3/1 | 5/1 |
| -RESPIRATION RATE INCREASED | 0/0 | 0/0 | 0/0 | 1/1 | 1/1 |
| UNSCHED OBS (>120 MINS) | | | | | |
| -EXTREMITIES PALE | 0/0 | 0/0 | 0/0 | 1/1 | 5/3 |
| -BODY COOL TO TOUCH | 0/0 | 0/0 | 0/0 | 0/0 | 1/1 |
| -BODY PALE | 0/0 | 0/0 | 0/0 | 0/0 | 2/2 |
| EYES/EARS/NOSE | | | | | |
| UNSCHED OBS (>120 MINS) | | | | | |
| -DRIED RED MATERIAL AROUND NOSE | 0/0 | 0/0 | 0/0 | 0/0 | 1/1 |
| EXCRETA | | | | | |
| PRIOR TO DOSING | | | | | |
| -DEFECATION DECREASED | 0/0 | 1/1 | 0/0 | 5/1 | 8/2 |
| -FECES SMALLER THAN NORMAL | 0/0 | 0/0 | 0/0 | 0/0 | 6/2 |
| -DRIED YELLOW MATERIAL UROGENITAL AREA | 0/0 | 0/0 | 0/0 | 1/1 | 0/0 |
| 1-2 HOUR POST-DOSING | | | | | |
| -DEFECATION DECREASED | 0/0 | 0/0 | 0/0 | 3/1 | 0/0 |
| UNSCHED OBS (>120 MINS) | | | | | |
| -DEFECATION DECREASED | 0/0 | 0/0 | 0/0 | 1/1 | 2/1 |

1- UNTREATED 2- 0 MG/KG/DAY 3- 5 MG/KG/DAY 4- 25 MG/KG/DAY 5- 50 MG/KG/DAY

----- F E M A L E -----

| TABLE RANGE: | DAY 0 TO DAY 89 | | | | |
|---|---|---|---|---|---|
| GROUP: | 1 | 2 | 3 | 4 | 5 |
| SPECIAL | | | | | |
| PRIOR TO DOSING | | | | | |
| -REDDENED LEFT EAR | 0/0 | 0/0 | 0/0 | 1/1 | 5/1 |
| -REDDENED RIGHT EAR | 0/0 | 0/0 | 0/0 | 1/1 | 5/1 |
| -SWOLLEN LEFT EAR | 0/0 | 0/0 | 0/0 | 0/0 | 5/1 |
| -SWOLLEN RIGHT EAR | 0/0 | 0/0 | 0/0 | 0/0 | 5/1 |
| -SWOLLEN DIGIT(S) RIGHT FORELIMB | 0/0 | 0/0 | 0/0 | 2/1 | 0/0 |
| 1-2 HOUR POST-DOSING | | | | | |
| -SWOLLEN FACIAL AREA | 0/0 | 1/1 | 0/0 | 1/1 | 0/0 |
| -REDDENED LEFT EAR | 0/0 | 0/0 | 0/0 | 5/2 | 6/1 |
| -REDDENED RIGHT EAR | 0/0 | 0/0 | 0/0 | 5/2 | 6/1 |
| -SWOLLEN LEFT EAR | 0/0 | 0/0 | 0/0 | 1/1 | 6/1 |
| -SWOLLEN RIGHT EAR | 0/0 | 0/0 | 0/0 | 0/0 | 5/1 |
| -SWOLLEN DIGIT(S) RIGHT FORELIMB | 0/0 | 0/0 | 0/0 | 2/1 | 0/0 |
| UNSCHED OBS (>120 MINS) | | | | | |
| -REDDENED LEFT EAR | 0/0 | 0/0 | 0/0 | 2/2 | 2/1 |
| -REDDENED RIGHT EAR | 0/0 | 0/0 | 0/0 | 2/2 | 1/1 |
| -SWOLLEN LEFT EAR | 0/0 | 0/0 | 0/0 | 0/0 | 1/1 |

1- UNTREATED 2- 0 MG/KG/DAY 3- 5 MG/KG/DAY 4- 25 MG/KG/DAY 5- 50 MG/KG/DAY

TABLE S4 (DAILY OBSERVATIONS - NONDOSING DAYS)

PROJECT NO.:WIL-402023U — A 90-DAY DERMAL STUDY UTILIZING CLARIFIED OILS IN RATS — PAGE 1

SPONSOR:AMERICAN PETROLEUM — SUMMARY OF CLINICAL FINDINGS: TOTAL OCCURRENCE/NO. OF ANIMALS

----- M A L E -----

| TABLE RANGE: | DAY 005 TO DAY 084 | | | | |
|---|---|---|---|---|---|
| GROUP: | 1 | 2 | 3 | 4 | 5 |
| NORMAL | | | | | |
| -NO SIGNIFICANT CLINICAL OBSERVATIONS | 232/10 | 232/10 | 236/10 | 236/10 | 181/10 |
| BODY/INTEGUMENT | | | | | |
| -DERMAL ATONIA | 0/ 0 | 0/ 0 | 0/ 0 | 0/ 0 | 2/ 2 |
| -THIN | 0/ 0 | 0/ 0 | 0/ 0 | 0/ 0 | 2/ 2 |
| CARDIO-PULMONARY | | | | | |
| -EXTREMITIES PALE | 0/ 0 | 0/ 0 | 0/ 0 | 0/ 0 | 9/ 4 |
| -EXTREMITIES COOL TO TOUCH | 0/ 0 | 0/ 0 | 0/ 0 | 0/ 0 | 5/ 2 |
| -BODY COOL TO TOUCH | 0/ 0 | 0/ 0 | 0/ 0 | 0/ 0 | 2/ 1 |
| -BODY PALE | 0/ 0 | 0/ 0 | 0/ 0 | 0/ 0 | 3/ 2 |
| -RESPIRATION RATE INCREASED | 0/ 0 | 0/ 0 | 0/ 0 | 0/ 0 | 1/ 1 |
| EYES/EARS/NOSE | | | | | |
| -DRIED RED MATERIAL AROUND LEFT EYE | 2/ 1 | 3/ 2 | 0/ 0 | 0/ 0 | 0/ 0 |
| -DRIED RED MATERIAL AROUND RIGHT EYE | 1/ 1 | 5/ 3 | 0/ 0 | 1/ 1 | 0/ 0 |
| -DRIED RED MATERIAL AROUND NOSE | 9/ 5 | 8/ 5 | 9/ 5 | 8/ 5 | 20/ 8 |
| -WET RED MATERIAL AROUND NOSE | 0/ 0 | 0/ 0 | 0/ 0 | 0/ 0 | 1/ 1 |
| EXCRETA | | | | | |
| -DEFECATION DECREASED | 0/ 0 | 0/ 0 | 0/ 0 | 0/ 0 | 2/ 2 |

1- UNTREATED 2- 0 MG/KG/DAY 3- 5 MG/KG/DAY 4- 25 MG/KG/DAY 5- 50 MG/KG/DAY

TABLE S4 (DAILY OBSERVATIONS - NONDOSING DAYS)

PROJECT NO.:WIL-402023U — A 90-DAY DERMAL STUDY UTILIZING CLARIFIED OILS IN RATS — PAGE 2

SPONSOR:AMERICAN PETROLEUM — SUMMARY OF CLINICAL FINDINGS: TOTAL OCCURRENCE/NO. OF ANIMALS

----- M A L E -----

| TABLE RANGE: | DAY 005 TO DAY 084 | | | | |
|---|---|---|---|---|---|
| GROUP: | 1 | 2 | 3 | 4 | 5 |
| ORAL/DENTAL | | | | | |
| -WET CLEAR MATERIAL AROUND MOUTH | 1/ 1 | 0/ 0 | 0/ 0 | 0/ 0 | 0/ 0 |
| SPECIAL | | | | | |
| -SWOLLEN FACIAL AREA | 1/ 1 | 1/ 1 | 0/ 0 | 0/ 0 | 0/ 0 |
| BODY/INTEG III | | | | | |
| -WET YELLOW MATERIAL UROGENITAL AREA | 0/ 0 | 0/ 0 | 0/ 0 | 0/ 0 | 2/ 1 |
| -WET YELLOW MATERIAL VENTRAL TRUNK | 0/ 0 | 0/ 0 | 0/ 0 | 0/ 0 | 2/ 1 |
| -WET YELLOW MATERIAL ANOGENITAL AREA | 0/ 0 | 0/ 0 | 0/ 0 | 0/ 0 | 2/ 1 |
| -DRIED YELLOW MATERIAL UROGENITAL AREA | 0/ 0 | 0/ 0 | 0/ 0 | 0/ 0 | 1/ 1 |
| SPECIAL II | | | | | |
| -PROLAPSED PENIS | 0/ 0 | 0/ 0 | 0/ 0 | 0/ 0 | 1/ 1 |

1- UNTREATED 2- 0 MG/KG/DAY 3- 5 MG/KG/DAY 4- 25 MG/KG/DAY 5- 50 MG/KG/DAY

TABLE S4 (DAILY OBSERVATIONS - NONDOSING DAYS)

PROJECT NO.:WIL-402023U — A 90-DAY DERMAL STUDY UTILIZING CLARIFIED OILS IN RATS — PAGE 3

SPONSOR:AMERICAN PETROLEUM — SUMMARY OF CLINICAL FINDINGS: TOTAL OCCURRENCE/NO. OF ANIMALS

----- F E M A L E -----

| TABLE RANGE: | DAY 005 TO DAY 084 | | | | |
|---|---|---|---|---|---|
| GROUP: | 1 | 2 | 3 | 4 | 5 |
| NORMAL | | | | | |
| -NO SIGNIFICANT CLINICAL OBSERVATIONS | 240/10 | 237/10 | 241/10 | 225/10 | 210/10 |
| BEHAVIOR/CNS | | | | | |
| -UNKEMPT APPEARANCE | 0/ 0 | 0/ 0 | 0/ 0 | 0/ 0 | 1/ 1 |
| BODY/INTEGUMENT | | | | | |
| -DERMAL ATONIA | 0/ 0 | 0/ 0 | 0/ 0 | 0/ 0 | 2/ 1 |
| -THIN | 0/ 0 | 0/ 0 | 0/ 0 | 1/ 1 | 4/ 3 |
| CARDIO-PULMONARY | | | | | |
| -EXTREMITIES PALE | 0/ 0 | 0/ 0 | 0/ 0 | 4/ 1 | 10/ 3 |
| -EXTREMITIES COOL TO TOUCH | 0/ 0 | 0/ 0 | 0/ 0 | 0/ 0 | 3/ 2 |
| -BODY PALE | 0/ 0 | 0/ 0 | 0/ 0 | 1/ 1 | 2/ 2 |
| EYES/EARS/NOSE | | | | | |
| -DRIED RED MATERIAL AROUND LEFT EYE | 0/ 0 | 5/ 3 | 1/ 1 | 0/ 0 | 0/ 0 |
| -DRIED RED MATERIAL AROUND RIGHT EYE | 1/ 1 | 4/ 2 | 0/ 0 | 0/ 0 | 0/ 0 |
| -DRIED RED MATERIAL AROUND NOSE | 4/ 3 | 1/ 1 | 3/ 3 | 7/ 3 | 12/ 5 |
| -WET RED MATERIAL AROUND NOSE | 0/ 0 | 1/ 1 | 0/ 0 | 0/ 0 | 0/ 0 |
| EXCRETA | | | | | |
| -DEFECATION DECREASED | 0/ 0 | 0/ 0 | 0/ 0 | 3/ 1 | 6/ 3 |

1- UNTREATED 2- 0 MG/KG/DAY 3- 5 MG/KG/DAY 4- 25 MG/KG/DAY 5- 50 MG/KG/DAY

TABLE S4 (DAILY OBSERVATIONS - NONDOSING DAYS)

PROJECT NO.:WIL-402023U — A 90-DAY DERMAL STUDY UTILIZING CLARIFIED OILS IN RATS — PAGE 4

SPONSOR:AMERICAN PETROLEUM — SUMMARY OF CLINICAL FINDINGS: TOTAL OCCURRENCE/NO. OF ANIMALS

----- F E M A L E -----

| TABLE RANGE: | DAY 005 TO DAY 084 | | | | |
|---|---|---|---|---|---|
| GROUP: | 1 | 2 | 3 | 4 | 5 |
| EXCRETA | | | | | |
| -FECES SMALLER THAN NORMAL | 0/ 0 | 0/ 0 | 0/ 0 | 0/ 0 | 1/ 1 |
| SPECIAL | | | | | |
| -SWOLLEN LEFT EAR | 0/ 0 | 0/ 0 | 0/ 0 | 0/ 0 | 2/ 1 |
| -SWOLLEN RIGHT EAR | 0/ 0 | 0/ 0 | 0/ 0 | 0/ 0 | 2/ 1 |
| -REDDENED LEFT EAR | 0/ 0 | 0/ 0 | 0/ 0 | 0/ 0 | 3/ 1 |
| -REDDENED RIGHT EAR | 0/ 0 | 0/ 0 | 0/ 0 | 0/ 0 | 3/ 1 |
| BODY/INTEG III | | | | | |
| -WET YELLOW MATERIAL UROGENITAL AREA | 0/ 0 | 0/ 0 | 0/ 0 | 0/ 0 | 1/ 1 |
| -DRIED YELLOW MATERIAL UROGENITAL AREA | 0/ 0 | 0/ 0 | 0/ 0 | 0/ 0 | 2/ 2 |
| -DRIED YELLOW MATERIAL ANOGENITAL AREA | 0/ 0 | 0/ 0 | 0/ 0 | 0/ 0 | 1/ 1 |

1- UNTREATED 2- 0 MG/KG/DAY 3- 5 MG/KG/DAY 4- 25 MG/KG/DAY 5- 50 MG/KG/DAY

PCSUv4.07
08/15/2011
R:08/15/2011

TABLE S5

PROJECT NO.:WIL-402023 A 90-DAY DERMAL STUDY UTILIZING CLARIFIED OILS IN RATS 

SPONSOR:AMERICAN PETROLEUM SUMMARY OF DERMAL OBSERVATIONS: TOTAL OCCURRENCE/NO. OF ANIMALS

----- M A L E -----

| TABLE RANGE: | DAY 004 TO DAY 089 | | | | |
|---|---|---|---|---|---|
| GROUP: | 1 | 2 | 3 | 4 | 5 |
| DERMAL OBS | | | | | |
| -SCORED, NOT REMARKABLE | 130/10 | 130/10 | 21/10 | 0/ 0 | 0/ 0 |
| -NO ERYTHEMA | 0/ 0 | 0/ 0 | 108/10 | 130/10 | 114/10 |
| -ERYTHEMA - VERY SLIGHT | 0/ 0 | 0/ 0 | 1/ 1 | 0/ 0 | 0/ 0 |
| -NO EDEMA | 0/ 0 | 0/ 0 | 109/10 | 130/10 | 114/10 |
| -RESIDUAL TEST ARTICLE WITHIN DOSE SITE | 0/ 0 | 0/ 0 | 109/10 | 130/10 | 114/10 |

1- UNTREATED 2- 0 MG/KG/DAY 3- 5 MG/KG/DAY 4- 25 MG/KG/DAY 5- 50 MG/KG/DAY

TABLE S5

PROJECT NO.:WIL-402023 A 90-DAY DERMAL STUDY UTILIZING CLARIFIED OILS IN RATS PAGE 2

SPONSOR:AMERICAN PETROLEUM SUMMARY OF DERMAL OBSERVATIONS: TOTAL OCCURRENCE/NO. OF ANIMALS

----- F E M A L E -----

| TABLE RANGE: | DAY 004 TO DAY 089 | | | | |
|---|---|---|---|---|---|
| GROUP: | 1 | 2 | 3 | 4 | 5 |
| DERMAL OBS | | | | | |
| -SCORED, NOT REMARKABLE | 130/10 | 127/10 | 1/ 1 | 0/ 0 | 1/ 1 |
| -NO ERYTHEMA | 0/ 0 | 3/ 3 | 126/10 | 124/10 | 123/10 |
| -ERYTHEMA - VERY SLIGHT | 0/ 0 | 0/ 0 | 3/ 3 | 2/ 1 | 0/ 0 |
| -NO EDEMA | 0/ 0 | 3/ 3 | 129/10 | 126/10 | 123/10 |
| -DESQUAMATION | 0/ 0 | 3/ 3 | 1/ 1 | 0/ 0 | 0/ 0 |
| -RESIDUAL TEST ARTICLE WITHIN DOSE SITE | 0/ 0 | 0/ 0 | 129/10 | 126/10 | 123/10 |
| -SCABBING WITHIN DOSE SITE | 0/ 0 | 0/ 0 | 1/ 1 | 1/ 1 | 0/ 0 |
| -PINPOINT SCABBING | 0/ 0 | 0/ 0 | 1/ 1 | 1/ 1 | 0/ 0 |

1- UNTREATED 2- 0 MG/KG/DAY 3- 5 MG/KG/DAY 4- 25 MG/KG/DAY 5- 50 MG/KG/DAY

PCSUv4.07
11/04/2011
R:11/04/2011

TABLE S6

PROJECT NO.:WIL-402023 A 90-DAY DERMAL STUDY UTILIZING CLARIFIED OILS IN RATS PAGE 1

SPONSOR:AMERICAN PETROLEUM SUMMARY OF BODY WEIGHTS [G]

MALES

| GROUP: | UNTREATED | 0 MG/KG/DAY | 5 MG/KG/DAY | 25 MG/KG/DAY | 50 MG/KG/DAY |
|---|---|---|---|---|---|
| WEEK -2 | | | | | |
| MEAN | 177. | 176. | 179. | 175. | 177. |
| % DIFFERENCE | | -0.6 | 1.1 | -1.1 | 0.0 |
| S.D. | 9.9 | 11.9 | 11.3 | 11.5 | 11.7 |
| S.E. | 3.1 | 3.8 | 3.6 | 3.6 | 3.7 |
| N | 10 | 10 | 10 | 10 | 10 |
| -1 | | | | | |
| MEAN | 238. | 239. | 237. | 239. | 239. |
| % DIFFERENCE | | 0.4 | -0.4 | 0.4 | 0.4 |
| S.D. | 14.0 | 15.9 | 15.8 | 17.8 | 15.6 |
| S.E. | 4.4 | 5.0 | 5.0 | 5.6 | 4.9 |
| N | 10 | 10 | 10 | 10 | 10 |
| 0 | | | | | |
| MEAN | 275. | 278. | 273. | 276. | 275. |
| % DIFFERENCE | | 1.1 | -0.7 | 0.4 | 0.0 |
| S.D. | 12.4 | 17.1 | 21.8 | 23.0 | 15.7 |
| S.E. | 3.9 | 5.4 | 6.9 | 7.3 | 5.0 |
| N | 10 | 10 | 10 | 10 | 10 |
| 1 | | | | | |
| MEAN | 310. | 312. | 305. | 308. | 303. |
| % DIFFERENCE | | 0.6 | -1.6 | -0.6 | -2.3 |
| S.D. | 11.8 | 18.2 | 27.0 | 29.8 | 20.5 |
| S.E. | 3.7 | 5.7 | 8.5 | 9.4 | 6.5 |
| N | 10 | 10 | 10 | 10 | 10 |

For statistical analyses, control group 2 was compared to groups 3, 4 and 5; control group 1 was compared to group 2.
None significantly different from control group

TABLE S6

PROJECT NO.:WIL-402023 A 90-DAY DERMAL STUDY UTILIZING CLARIFIED OILS IN RATS 

SPONSOR:AMERICAN PETROLEUM SUMMARY OF BODY WEIGHTS [G]

MALES

| GROUP: | UNTREATED | 0 MG/KG/DAY | 5 MG/KG/DAY | 25 MG/KG/DAY | 50 MG/KG/DAY |
|---|---|---|---|---|---|
| WEEK 2 | | | | | |
| MEAN | 338. | 337. | 332. | 331. | 324. |
| % DIFFERENCE | | -0.3 | -1.8 | -2.1 | -4.1 |
| S.D. | 14.5 | 21.2 | 31.1 | 36.5 | 29.8 |
| S.E. | 4.6 | 6.7 | 9.8 | 11.5 | 9.4 |
| N | 10 | 10 | 10 | 10 | 10 |
| 3 | | | | | |
| MEAN | 369. | 369. | 363. | 360. | 344. |
| % DIFFERENCE | | 0.0 | -1.6 | -2.4 | -6.8 |
| S.D. | 19.6 | 25.2 | 34.6 | 37.2 | 30.9 |
| S.E. | 6.2 | 8.0 | 11.0 | 11.8 | 9.8 |
| N | 10 | 10 | 10 | 10 | 10 |
| 4 | | | | | |
| MEAN | 396. | 395. | 388. | 380. | 355. |
| % DIFFERENCE | | -0.3 | -2.0 | -4.0 | -10.4 |
| S.D. | 24.2 | 29.7 | 39.7 | 39.3 | 32.3 |
| S.E. | 7.7 | 9.4 | 12.6 | 12.4 | 10.2 |
| N | 10 | 10 | 10 | 10 | 10 |
| 5 | | | | | |
| MEAN | 415. | 415. | 409. | 395. | 369.a |
| % DIFFERENCE | | 0.0 | -1.4 | -4.8 | -11.1 |
| S.D. | 26.6 | 29.1 | 43.4 | 43.4 | 32.8 |
| S.E. | 8.4 | 9.2 | 13.7 | 13.7 | 10.4 |
| N | 10 | 10 | 10 | 10 | 10 |

For statistical analyses, control group 2 was compared to groups 3, 4 and 5; control group 1 was compared to group 2.
a = Significantly different from control group 2 at 0.05 using Dunnett's test

TABLE S6

PROJECT NO.:WIL-402023 A 90-DAY DERMAL STUDY UTILIZING CLARIFIED OILS IN RATS 

SPONSOR:AMERICAN PETROLEUM SUMMARY OF BODY WEIGHTS [G]

MALES

| GROUP: | UNTREATED | 0 MG/KG/DAY | 5 MG/KG/DAY | 25 MG/KG/DAY | 50 MG/KG/DAY |
|---|---|---|---|---|---|
| WEEK 6 | | | | | |
| MEAN | 437. | 435. | 429. | 411. | 374.b |
| % DIFFERENCE | | -0.5 | -1.8 | -5.9 | -14.4 |
| S.D. | 29.6 | 32.9 | 45.2 | 43.9 | 43.8 |
| S.E. | 9.4 | 10.4 | 14.3 | 13.9 | 13.9 |
| N | 10 | 10 | 10 | 10 | 10 |
| 7 | | | | | |
| MEAN | 451. | 448. | 441. | 426. | 384.a |
| % DIFFERENCE | | -0.7 | -2.2 | -5.5 | -14.9 |
| S.D. | 35.4 | 32.2 | 47.1 | 51.7 | 55.6 |
| S.E. | 11.2 | 10.2 | 14.9 | 16.3 | 17.6 |
| N | 10 | 10 | 10 | 10 | 10 |
| 8 | | | | | |
| MEAN | 469. | 466. | 453. | 440. | 408.a |
| % DIFFERENCE | | -0.6 | -3.4 | -6.2 | -13.0 |
| S.D. | 33.7 | 33.6 | 51.5 | 49.4 | 33.9 |
| S.E. | 10.7 | 10.6 | 16.3 | 15.6 | 12.0 |
| N | 10 | 10 | 10 | 10 | 8 |
| 9 | | | | | |
| MEAN | 482. | 480. | 459. | 454. | 385.b |
| % DIFFERENCE | | -0.4 | -4.8 | -5.8 | -20.1 |
| S.D. | 38.9 | 37.1 | 46.6 | 46.4 | 22.6 |
| S.E. | 12.3 | 11.7 | 14.7 | 14.7 | 8.0 |
| N | 10 | 10 | 10 | 10 | 8 |

For statistical analyses, control group 2 was compared to groups 3, 4 and 5; control group 1 was compared to group 2.
a = Significantly different from control group 2 at 0.05 using Dunnett's test
b = Significantly different from control group 2 at 0.01 using Dunnett's test

TABLE S6

PROJECT NO.:WIL-402023 A 90-DAY DERMAL STUDY UTILIZING CLARIFIED OILS IN RATS 

SPONSOR:AMERICAN PETROLEUM SUMMARY OF BODY WEIGHTS [G]

MALES

| GROUP: | UNTREATED | 0 MG/KG/DAY | 5 MG/KG/DAY | 25 MG/KG/DAY | 50 MG/KG/DAY |
|---|---|---|---|---|---|
| WEEK 10 | | | | | |
| MEAN | 495. | 494. | 472. | 466. | 389.b |
| % DIFFERENCE | | -0.2 | -4.6 | -5.9 | -21.4 |
| S.D. | 42.5 | 39.9 | 52.0 | 48.1 | 39.0 |
| S.E. | 13.4 | 12.6 | 16.4 | 15.2 | 14.8 |
| N | 10 | 10 | 10 | 10 | 7 |
| 11 | | | | | |
| MEAN | 506. | 507. | 481. | 476. | 395.b |
| % DIFFERENCE | | 0.2 | -4.9 | -5.9 | -21.9 |
| S.D. | 45.7 | 44.6 | 54.0 | 50.7 | 74.7 |
| S.E. | 14.4 | 14.1 | 17.1 | 16.0 | 30.5 |
| N | 10 | 10 | 10 | 10 | 6 |
| 12 | | | | | |
| MEAN | 520. | 516. | 491. | 484. | 428.b |
| % DIFFERENCE | | -0.8 | -5.6 | -6.9 | -17.7 |
| S.D. | 48.8 | 45.8 | 55.6 | 49.5 | 21.4 |
| S.E. | 15.4 | 14.5 | 17.6 | 15.7 | 9.6 |
| N | 10 | 10 | 10 | 10 | 5 |
| 12' | | | | | |
| MEAN | 516. | 509. | 485. | 482. | 417.b |
| % DIFFERENCE | | -1.4 | -6.0 | -6.6 | -19.2 |
| S.D. | 47.8 | 41.9 | 54.9 | 50.3 | 13.0 |
| S.E. | 15.1 | 13.3 | 17.4 | 15.9 | 5.8 |
| N | 10 | 10 | 10 | 10 | 5 |

For statistical analyses, control group 2 was compared to groups 3, 4 and 5; control group 1 was compared to group 2.
b = Significantly different from control group 2 at 0.01 using Dunnett's test

TABLE S6

PROJECT NO.:WIL-402023 A 90-DAY DERMAL STUDY UTILIZING CLARIFIED OILS IN RATS 

SPONSOR:AMERICAN PETROLEUM SUMMARY OF BODY WEIGHTS [G]

| | FEMALES | | | | |
|---|---|---|---|---|---|
| GROUP: | UNTREATED | 0 MG/KG/DAY | 5 MG/KG/DAY | 25 MG/KG/DAY | 50 MG/KG/DAY |
| WEEK -2 | | | | | |
| MEAN | 147. | 148. | 150. | 147. | 147. |
| % DIFFERENCE | | 0.7 | 2.0 | 0.0 | 0.0 |
| S.D. | 6.1 | 5.9 | 3.9 | 3.4 | 6.6 |
| S.E. | 1.9 | 1.9 | 1.2 | 1.1 | 2.1 |
| N | 10 | 10 | 10 | 10 | 10 |
| -1 | | | | | |
| MEAN | 174. | 173. | 174. | 175. | 174. |
| % DIFFERENCE | | -0.6 | 0.0 | 0.6 | 0.0 |
| S.D. | 6.6 | 5.6 | 7.4 | 7.4 | 8.8 |
| S.E. | 2.1 | 1.8 | 2.3 | 2.3 | 2.8 |
| N | 10 | 10 | 10 | 10 | 10 |
| 0 | | | | | |
| MEAN | 194. | 195. | 195. | 196. | 193. |
| % DIFFERENCE | | 0.5 | 0.5 | 1.0 | -0.5 |
| S.D. | 8.0 | 10.0 | 8.7 | 11.1 | 10.7 |
| S.E. | 2.5 | 3.2 | 2.7 | 3.5 | 3.4 |
| N | 10 | 10 | 10 | 10 | 10 |
| 1 | | | | | |
| MEAN | 208. | 216. | 211. | 209. | 207. |
| % DIFFERENCE | | 3.8 | 1.4 | 0.5 | -0.5 |
| S.D. | 8.0 | 14.5 | 8.7 | 12.9 | 11.7 |
| S.E. | 2.5 | 4.6 | 2.7 | 4.1 | 3.7 |
| N | 10 | 10 | 10 | 10 | 10 |

For statistical analyses, control group 2 was compared to groups 3, 4 and 5; control group 1 was compared to group 2.
None significantly different from control group

TABLE S6

PROJECT NO.:WIL-402023 A 90-DAY DERMAL STUDY UTILIZING CLARIFIED OILS IN RATS 

SPONSOR:AMERICAN PETROLEUM SUMMARY OF BODY WEIGHTS [G]

FEMALES

| GROUP: | UNTREATED | 0 MG/KG/DAY | 5 MG/KG/DAY | 25 MG/KG/DAY | 50 MG/KG/DAY |
|---|---|---|---|---|---|
| WEEK 2 | | | | | |
| MEAN | 223. | 232. | 228. | 223. | 220. |
| % DIFFERENCE | | 4.0 | 2.2 | 0.0 | -1.3 |
| S.D. | 8.5 | 17.0 | 12.1 | 13.2 | 13.9 |
| S.E. | 2.7 | 5.4 | 3.8 | 4.2 | 4.4 |
| N | 10 | 10 | 10 | 10 | 10 |
| 3 | | | | | |
| MEAN | 234. | 247. | 244. | 234. | 230. |
| % DIFFERENCE | | 5.6 | 4.3 | 0.0 | -1.7 |
| S.D. | 13.5 | 20.0 | 12.4 | 16.8 | 15.1 |
| S.E. | 4.3 | 6.3 | 3.9 | 5.3 | 4.8 |
| N | 10 | 10 | 10 | 10 | 10 |
| 4 | | | | | |
| MEAN | 245. | 262.c | 250. | 241.a | 238.a |
| % DIFFERENCE | | 6.9 | 2.0 | -1.6 | -2.9 |
| S.D. | 14.4 | 19.9 | 12.5 | 18.5 | 16.8 |
| S.E. | 4.6 | 6.3 | 3.9 | 5.8 | 5.3 |
| N | 10 | 10 | 10 | 10 | 10 |
| 5 | | | | | |
| MEAN | 253. | 271. | 260. | 244.a | 242.b |
| % DIFFERENCE | | 7.1 | 2.8 | -3.6 | -4.3 |
| S.D. | 12.0 | 27.7 | 13.8 | 18.9 | 18.5 |
| S.E. | 3.8 | 8.8 | 4.4 | 6.0 | 5.9 |
| N | 10 | 10 | 10 | 10 | 10 |

For statistical analyses, control group 2 was compared to groups 3, 4 and 5; control group 1 was compared to group 2.
a = Significantly different from control group 2 at 0.05 using Dunnett's test
b = Significantly different from control group 2 at 0.01 using Dunnett's test
c = Significantly different from control group 1 at 0.05 using Student's t-Test

TABLE S6

PROJECT NO.:WIL-402023 A 90-DAY DERMAL STUDY UTILIZING CLARIFIED OILS IN RATS 

SPONSOR:AMERICAN PETROLEUM SUMMARY OF BODY WEIGHTS [G]

FEMALES

| GROUP: | UNTREATED | 0 MG/KG/DAY | 5 MG/KG/DAY | 25 MG/KG/DAY | 50 MG/KG/DAY |
|---|---|---|---|---|---|
| WEEK 6 | | | | | |
| MEAN | 259. | 279.c | 268. | 249.a | 243.b |
| % DIFFERENCE | | 7.7 | 3.5 | -3.9 | -6.2 |
| S.D. | 14.0 | 26.9 | 17.1 | 23.2 | 20.3 |
| S.E. | 4.4 | 8.5 | 5.4 | 7.3 | 6.4 |
| N | 10 | 10 | 10 | 10 | 10 |
| 7 | | | | | |
| MEAN | 269. | 288. | 276. | 253.b | 251.b |
| % DIFFERENCE | | 7.1 | 2.6 | -5.9 | -6.7 |
| S.D. | 15.9 | 25.6 | 12.7 | 25.5 | 23.6 |
| S.E. | 5.0 | 8.1 | 4.0 | 8.1 | 7.5 |
| N | 10 | 10 | 10 | 10 | 10 |
| 8 | | | | | |
| MEAN | 274. | 291. | 281. | 255.b | 252.b |
| % DIFFERENCE | | 6.2 | 2.6 | -6.9 | -8.0 |
| S.D. | 14.1 | 28.2 | 14.3 | 25.3 | 25.8 |
| S.E. | 4.5 | 8.9 | 4.5 | 8.0 | 8.2 |
| N | 10 | 10 | 10 | 10 | 10 |
| 9 | | | | | |
| MEAN | 280. | 298. | 286. | 266.a | 258.b |
| % DIFFERENCE | | 6.4 | 2.1 | -5.0 | -7.9 |
| S.D. | 14.0 | 30.2 | 14.9 | 17.2 | 29.2 |
| S.E. | 4.4 | 9.5 | 4.7 | 5.7 | 9.7 |
| N | 10 | 10 | 10 | 9 | 9 |

For statistical analyses, control group 2 was compared to groups 3, 4 and 5; control group 1 was compared to group 2.
a = Significantly different from control group 2 at 0.05 using Dunnett's test
b = Significantly different from control group 2 at 0.01 using Dunnett's test
c = Significantly different from control group 1 at 0.05 using Student's t-Test

TABLE S6
SUMMARY OF BODY WEIGHTS [G]

FEMALES

| GROUP: | UNTREATED | 0 MG/KG/DAY | 5 MG/KG/DAY | 25 MG/KG/DAY | 50 MG/KG/DAY |
|---|---|---|---|---|---|
| WEEK 10 | | | | | |
| MEAN | 281. | 302. | 293. | 267.a | 256.b |
| % DIFFERENCE | | 7.5 | 4.3 | -5.0 | -8.9 |
| S.D. | 14.6 | 33.0 | 18.8 | 17.8 | 36.8 |
| S.E. | 4.6 | 10.4 | 5.9 | 5.9 | 12.3 |
| N | 10 | 10 | 10 | 9 | 9 |
| 11 | | | | | |
| MEAN | 286. | 306. | 294. | 269.b | 268.b |
| % DIFFERENCE | | 7.0 | 2.8 | -5.9 | -6.3 |
| S.D. | 15.0 | 31.0 | 15.5 | 17.6 | 27.0 |
| S.E. | 4.7 | 9.8 | 4.9 | 5.9 | 9.5 |
| N | 10 | 10 | 10 | 9 | 8 |
| 12 | | | | | |
| MEAN | 288. | 308. | 300. | 272.a | 266.b |
| % DIFFERENCE | | 6.9 | 4.2 | -5.6 | -7.6 |
| S.D. | 19.3 | 32.7 | 18.0 | 17.7 | 33.2 |
| S.E. | 6.1 | 10.4 | 5.7 | 5.9 | 11.7 |
| N | 10 | 10 | 10 | 9 | 8 |
| 12' | | | | | |
| MEAN | 283. | 305. | 295. | 270.b | 275.a |
| % DIFFERENCE | | 7.8 | 4.2 | -4.6 | -2.8 |
| S.D. | 18.0 | 32.1 | 16.3 | 20.0 | 17.9 |
| S.E. | 5.7 | 10.2 | 5.2 | 6.7 | 6.8 |
| N | 10 | 10 | 10 | 9 | 7 |

For statistical analyses, control group 2 was compared to groups 3, 4 and 5; control group 1 was compared to group 2.
a = Significantly different from control group 2 at 0.05 using Dunnett's test
b = Significantly different from control group 2 at 0.01 using Dunnett's test

PBFSTv5.40
10/12/2011
R:11/04/2011

TABLE S7

PROJECT NO.:WIL-402023 A 90-DAY DERMAL STUDY UTILIZING CLARIFIED OILS IN RATS 

SPONSOR:AMERICAN PETROLEUM SUMMARY OF BODY WEIGHT CHANGES [G]

MALES

| GROUP: | UNTREATED | 0 MG/KG/DAY | 5 MG/KG/DAY | 25 MG/KG/DAY | 50 MG/KG/DAY |
|---|---|---|---|---|---|
| WEEK -2 TO -1 | | | | | |
| MEAN | 60. | 63. | 58. | 64. | 62. |
| S.D. | 8.9 | 8.4 | 9.6 | 8.5 | 6.4 |
| S.E. | 2.8 | 2.6 | 3.0 | 2.7 | 2.0 |
| N | 10 | 10 | 10 | 10 | 10 |
| -1 TO 0 | | | | | |
| MEAN | 37. | 40. | 36. | 37. | 36. |
| S.D. | 5.5 | 5.4 | 8.2 | 6.2 | 3.3 |
| S.E. | 1.7 | 1.7 | 2.6 | 2.0 | 1.0 |
| N | 10 | 10 | 10 | 10 | 10 |
| 0 TO 1 | | | | | |
| MEAN | 35. | 33. | 32. | 32. | 28. |
| S.D. | 7.5 | 8.5 | 7.0 | 8.4 | 7.6 |
| S.E. | 2.4 | 2.7 | 2.2 | 2.7 | 2.4 |
| N | 10 | 10 | 10 | 10 | 10 |
| 1 TO 2 | | | | | |
| MEAN | 28. | 25. | 27. | 23. | 21. |
| S.D. | 4.8 | 6.4 | 8.0 | 10.0 | 11.1 |
| S.E. | 1.5 | 2.0 | 2.5 | 3.2 | 3.5 |
| N | 10 | 10 | 10 | 10 | 10 |
| 2 TO 3 | | | | | |
| MEAN | 31. | 32. | 31. | 30. | 20.b |
| S.D. | 9.4 | 6.9 | 8.9 | 2.8 | 2.9 |
| S.E. | 3.0 | 2.2 | 2.8 | 0.9 | 0.9 |
| N | 10 | 10 | 10 | 10 | 10 |

For statistical analyses, control group 2 was compared to groups 3, 4 and 5; control group 1 was compared to group 2.
b = Significantly different from control group 2 at 0.01 using Dunnett's test

TABLE S7

PROJECT NO.:WIL-402023 A 90-DAY DERMAL STUDY UTILIZING CLARIFIED OILS IN RATS 

SPONSOR:AMERICAN PETROLEUM SUMMARY OF BODY WEIGHT CHANGES [G]

MALES

| GROUP: | UNTREATED | 0 MG/KG/DAY | 5 MG/KG/DAY | 25 MG/KG/DAY | 50 MG/KG/DAY |
|---|---|---|---|---|---|
| WEEK 3 TO 4 | | | | | |
| MEAN | 27. | 27. | 24. | 20. | 11. |
| S.D. | 5.8 | 7.0 | 6.8 | 7.3 | 23.8 |
| S.E. | 1.8 | 2.2 | 2.1 | 2.3 | 7.5 |
| N | 10 | 10 | 10 | 10 | 10 |
| 4 TO 5 | | | | | |
| MEAN | 19. | 20. | 21. | 15. | 14. |
| S.D. | 4.1 | 4.3 | 6.7 | 9.3 | 7.2 |
| S.E. | 1.3 | 1.3 | 2.1 | 3.0 | 2.3 |
| N | 10 | 10 | 10 | 10 | 10 |
| 5 TO 6 | | | | | |
| MEAN | 21. | 20. | 20. | 16. | 5. |
| S.D. | 7.0 | 5.7 | 4.7 | 5.5 | 26.6 |
| S.E. | 2.2 | 1.8 | 1.5 | 1.7 | 8.4 |
| N | 10 | 10 | 10 | 10 | 10 |
| 6 TO 7 | | | | | |
| MEAN | 15. | 13. | 12. | 15. | 10. |
| S.D. | 12.9 | 8.2 | 5.4 | 11.9 | 16.8 |
| S.E. | 4.1 | 2.6 | 1.7 | 3.8 | 5.3 |
| N | 10 | 10 | 10 | 10 | 10 |
| 7 TO 8 | | | | | |
| MEAN | 17. | 18. | 12. | 15. | 8.a |
| S.D. | 10.5 | 4.5 | 8.0 | 8.3 | 6.6 |
| S.E. | 3.3 | 1.4 | 2.5 | 2.6 | 2.4 |
| N | 10 | 10 | 10 | 10 | 8 |

For statistical analyses, control group 2 was compared to groups 3, 4 and 5; control group 1 was compared to group 2.
a = Significantly different from control group 2 at 0.05 using Dunnett's test

TABLE S7

PROJECT NO.:WIL-402023 A 90-DAY DERMAL STUDY UTILIZING CLARIFIED OILS IN RATS 

SPONSOR:AMERICAN PETROLEUM SUMMARY OF BODY WEIGHT CHANGES [G]

MALES

| GROUP: | UNTREATED | 0 MG/KG/DAY | 5 MG/KG/DAY | 25 MG/KG/DAY | 50 MG/KG/DAY |
|---|---|---|---|---|---|
| WEEK 8 TO 9 | | | | | |
| MEAN | 14. | 13. | 7. | 13. | -23.b |
| S.D. | 9.3 | 4.7 | 11.9 | 5.7 | 33.3 |
| S.E. | 2.9 | 1.5 | 3.8 | 1.8 | 11.8 |
| N | 10 | 10 | 10 | 10 | 8 |
| 9 TO 10 | | | | | |
| MEAN | 13. | 15. | 13. | 12. | -2. |
| S.D. | 5.3 | 4.3 | 8.4 | 7.2 | 31.1 |
| S.E. | 1.7 | 1.4 | 2.7 | 2.3 | 11.8 |
| N | 10 | 10 | 10 | 10 | 7 |
| 10 TO 11 | | | | | |
| MEAN | 12. | 12. | 9. | 10. | -2. |
| S.D. | 4.7 | 7.4 | 6.9 | 7.0 | 40.4 |
| S.E. | 1.5 | 2.3 | 2.2 | 2.2 | 16.5 |
| N | 10 | 10 | 10 | 10 | 6 |
| 11 TO 12 | | | | | |
| MEAN | 14. | 9. | 11. | 8. | 4. |
| S.D. | 5.8 | 3.1 | 3.4 | 6.0 | 8.6 |
| S.E. | 1.8 | 1.0 | 1.1 | 1.9 | 3.9 |
| N | 10 | 10 | 10 | 10 | 5 |
| 12 TO 12' | | | | | |
| MEAN | -4. | -7. | -6. | -2. | -11. |
| S.D. | 6.7 | 12.3 | 9.7 | 7.0 | 22.5 |
| S.E. | 2.1 | 3.9 | 3.1 | 2.2 | 10.0 |
| N | 10 | 10 | 10 | 10 | 5 |

For statistical analyses, control group 2 was compared to groups 3, 4 and 5; control group 1 was compared to group 2.
b = Significantly different from control group 2 at 0.01 using Dunnett's test

TABLE S7

PROJECT NO.:WIL-402023 A 90-DAY DERMAL STUDY UTILIZING CLARIFIED OILS IN RATS 

SPONSOR:AMERICAN PETROLEUM SUMMARY OF BODY WEIGHT CHANGES [G]

FEMALES

| GROUP: | UNTREATED | 0 MG/KG/DAY | 5 MG/KG/DAY | 25 MG/KG/DAY | 50 MG/KG/DAY |
|---|---|---|---|---|---|
| WEEK -2 TO -1 | | | | | |
| MEAN | 27. | 25. | 25. | 29. | 27. |
| S.D. | 4.7 | 6.0 | 5.8 | 7.3 | 4.5 |
| S.E. | 1.5 | 1.9 | 1.8 | 2.3 | 1.4 |
| N | 10 | 10 | 10 | 10 | 10 |
| -1 TO 0 | | | | | |
| MEAN | 20. | 22. | 21. | 21. | 20. |
| S.D. | 3.2 | 5.2 | 4.4 | 4.5 | 3.9 |
| S.E. | 1.0 | 1.6 | 1.4 | 1.4 | 1.2 |
| N | 10 | 10 | 10 | 10 | 10 |
| 0 TO 1 | | | | | |
| MEAN | 13. | 22.c | 16. | 13.a | 14.a |
| S.D. | 5.2 | 6.2 | 8.0 | 5.9 | 4.5 |
| S.E. | 1.6 | 2.0 | 2.5 | 1.9 | 1.4 |
| N | 10 | 10 | 10 | 10 | 10 |
| 1 TO 2 | | | | | |
| MEAN | 15. | 15. | 16. | 15. | 13. |
| S.D. | 6.7 | 4.2 | 7.5 | 4.9 | 4.7 |
| S.E. | 2.1 | 1.3 | 2.4 | 1.6 | 1.5 |
| N | 10 | 10 | 10 | 10 | 10 |
| 2 TO 3 | | | | | |
| MEAN | 12. | 15. | 17. | 11. | 11. |
| S.D. | 8.2 | 8.4 | 5.3 | 6.4 | 4.6 |
| S.E. | 2.6 | 2.7 | 1.7 | 2.0 | 1.4 |
| N | 10 | 10 | 10 | 10 | 10 |

For statistical analyses, control group 2 was compared to groups 3, 4 and 5; control group 1 was compared to group 2.
a = Significantly different from control group 2 at 0.05 using Dunnett's test
c = Significantly different from control group 1 at 0.05 using Student's t-Test

TABLE S7

PROJECT NO.:WIL-402023 A 90-DAY DERMAL STUDY UTILIZING CLARIFIED OILS IN RATS 

SPONSOR:AMERICAN PETROLEUM SUMMARY OF BODY WEIGHT CHANGES [G]

| | FEMALES | | | | |
|---|---|---|---|---|---|
| GROUP: | UNTREATED | 0 MG/KG/DAY | 5 MG/KG/DAY | 25 MG/KG/DAY | 50 MG/KG/DAY |
| WEEK 3 TO 4 | | | | | |
| MEAN | 10. | 15. | 6.b | 6.b | 8.a |
| S.D. | 5.5 | 5.4 | 6.9 | 4.7 | 3.6 |
| S.E. | 1.8 | 1.7 | 2.2 | 1.5 | 1.1 |
| N | 10 | 10 | 10 | 10 | 10 |
| 4 TO 5 | | | | | |
| MEAN | 8. | 9. | 10. | 3. | 4. |
| S.D. | 6.2 | 8.2 | 10.0 | 5.8 | 4.1 |
| S.E. | 2.0 | 2.6 | 3.2 | 1.8 | 1.3 |
| N | 10 | 10 | 10 | 10 | 10 |
| 5 TO 6 | | | | | |
| MEAN | 6. | 8. | 9. | 5. | 1. |
| S.D. | 4.8 | 6.0 | 6.0 | 9.1 | 12.6 |
| S.E. | 1.5 | 1.9 | 1.9 | 2.9 | 4.0 |
| N | 10 | 10 | 10 | 10 | 10 |
| 6 TO 7 | | | | | |
| MEAN | 10. | 8. | 8. | 4. | 8. |
| S.D. | 5.9 | 7.2 | 6.9 | 6.7 | 6.3 |
| S.E. | 1.9 | 2.3 | 2.2 | 2.1 | 2.0 |
| N | 10 | 10 | 10 | 10 | 10 |
| 7 TO 8 | | | | | |
| MEAN | 5. | 3. | 5. | 2. | 1. |
| S.D. | 6.2 | 6.0 | 5.8 | 5.8 | 8.7 |
| S.E. | 2.0 | 1.9 | 1.8 | 1.8 | 2.8 |
| N | 10 | 10 | 10 | 10 | 10 |

For statistical analyses, control group 2 was compared to groups 3, 4 and 5; control group 1 was compared to group 2.
a = Significantly different from control group 2 at 0.05 using Dunnett's test
b = Significantly different from control group 2 at 0.01 using Dunnett's test

TABLE S7

PROJECT NO.:WIL-402023 A 90-DAY DERMAL STUDY UTILIZING CLARIFIED OILS IN RATS PAGE 6

SPONSOR:AMERICAN PETROLEUM SUMMARY OF BODY WEIGHT CHANGES [G]

FEMALES

| GROUP: | UNTREATED | 0 MG/KG/DAY | 5 MG/KG/DAY | 25 MG/KG/DAY | 50 MG/KG/DAY |
|---|---|---|---|---|---|
| WEEK 8 TO 9 | | | | | |
| MEAN | 6. | 7. | 5. | 5. | 1. |
| S.D. | 5.1 | 4.7 | 6.9 | 6.9 | 9.7 |
| S.E. | 1.6 | 1.5 | 2.2 | 2.3 | 3.2 |
| N | 10 | 10 | 10 | 9 | 9 |
| 9 TO 10 | | | | | |
| MEAN | 2. | 5. | 7. | 1. | -2. |
| S.D. | 4.6 | 8.2 | 4.6 | 4.7 | 12.3 |
| S.E. | 1.5 | 2.6 | 1.5 | 1.6 | 4.1 |
| N | 10 | 10 | 10 | 9 | 9 |
| 10 TO 11 | | | | | |
| MEAN | 5. | 3. | 1. | 2. | 2. |
| S.D. | 5.1 | 5.6 | 6.2 | 5.4 | 10.5 |
| S.E. | 1.6 | 1.8 | 2.0 | 1.8 | 3.7 |
| N | 10 | 10 | 10 | 9 | 8 |
| 11 TO 12 | | | | | |
| MEAN | 3. | 2. | 6. | 3. | -1. |
| S.D. | 7.5 | 4.5 | 5.4 | 4.4 | 13.3 |
| S.E. | 2.4 | 1.4 | 1.7 | 1.5 | 4.7 |
| N | 10 | 10 | 10 | 9 | 8 |
| 12 TO 12' | | | | | |
| MEAN | -5. | -3. | -5. | -2. | -2. |
| S.D. | 5.2 | 4.3 | 4.9 | 4.2 | 4.7 |
| S.E. | 1.7 | 1.4 | 1.6 | 1.4 | 1.8 |
| N | 10 | 10 | 10 | 9 | 7 |

For statistical analyses, control group 2 was compared to groups 3, 4 and 5; control group 1 was compared to group 2.
None significantly different from control group

PBFSTv5.40
10/12/2011
R:11/04/2011

TABLE S8

PROJECT NO.:WIL-402023 A 90-DAY DERMAL STUDY UTILIZING CLARIFIED OILS IN RATS 

SPONSOR:AMERICAN PETROLEUM SUMMARY OF CUMULATIVE BODY WEIGHT CHANGES [G]

MALES

| GROUP: | UNTREATED | 0 MG/KG/DAY | 5 MG/KG/DAY | 25 MG/KG/DAY | 50 MG/KG/DAY |
|---|---|---|---|---|---|
| WEEK 0 TO 1 | | | | | |
| MEAN | 35. | 33. | 32. | 32. | 28. |
| S.D. | 7.5 | 8.5 | 7.0 | 8.4 | 7.6 |
| S.E. | 2.4 | 2.7 | 2.2 | 2.7 | 2.4 |
| N | 10 | 10 | 10 | 10 | 10 |
| 0 TO 2 | | | | | |
| MEAN | 63. | 58. | 59. | 55. | 50. |
| S.D. | 10.5 | 12.3 | 11.9 | 16.7 | 15.9 |
| S.E. | 3.3 | 3.9 | 3.8 | 5.3 | 5.0 |
| N | 10 | 10 | 10 | 10 | 10 |
| 0 TO 3 | | | | | |
| MEAN | 94. | 90. | 90. | 84. | 70.a |
| S.D. | 17.1 | 16.7 | 17.6 | 17.6 | 17.0 |
| S.E. | 5.4 | 5.3 | 5.6 | 5.6 | 5.4 |
| N | 10 | 10 | 10 | 10 | 10 |
| 0 TO 4 | | | | | |
| MEAN | 121. | 117. | 115. | 104. | 81.b |
| S.D. | 21.9 | 20.3 | 22.0 | 22.2 | 23.0 |
| S.E. | 6.9 | 6.4 | 6.9 | 7.0 | 7.3 |
| N | 10 | 10 | 10 | 10 | 10 |
| 0 TO 5 | | | | | |
| MEAN | 140. | 137. | 136. | 119. | 95.b |
| S.D. | 23.9 | 20.4 | 25.3 | 24.6 | 22.5 |
| S.E. | 7.6 | 6.5 | 8.0 | 7.8 | 7.1 |
| N | 10 | 10 | 10 | 10 | 10 |

For statistical analyses, control group 2 was compared to groups 3, 4 and 5; control group 1 was compared to group 2.
a = Significantly different from control group 2 at 0.05 using Dunnett's test
b = Significantly different from control group 2 at 0.01 using Dunnett's test

TABLE S8

PROJECT NO.:WIL-402023 A 90-DAY DERMAL STUDY UTILIZING CLARIFIED OILS IN RATS 

SPONSOR:AMERICAN PETROLEUM SUMMARY OF CUMULATIVE BODY WEIGHT CHANGES [G]

MALES

| GROUP: | UNTREATED | 0 MG/KG/DAY | 5 MG/KG/DAY | 25 MG/KG/DAY | 50 MG/KG/DAY |
|---|---|---|---|---|---|
| WEEK 0 TO 6 | | | | | |
| MEAN | 162. | 157. | 156. | 135. | 100.b |
| S.D. | 26.0 | 23.3 | 27.1 | 25.8 | 34.0 |
| S.E. | 8.2 | 7.4 | 8.6 | 8.2 | 10.8 |
| N | 10 | 10 | 10 | 10 | 10 |
| 0 TO 7 | | | | | |
| MEAN | 176. | 170. | 167. | 150. | 109.b |
| S.D. | 32.5 | 22.9 | 28.8 | 34.0 | 47.0 |
| S.E. | 10.3 | 7.2 | 9.1 | 10.8 | 14.8 |
| N | 10 | 10 | 10 | 10 | 10 |
| 0 TO 8 | | | | | |
| MEAN | 194. | 188. | 179. | 165. | 133.b |
| S.D. | 28.5 | 24.0 | 33.8 | 32.5 | 21.3 |
| S.E. | 9.0 | 7.6 | 10.7 | 10.3 | 7.5 |
| N | 10 | 10 | 10 | 10 | 8 |
| 0 TO 9 | | | | | |
| MEAN | 207. | 201. | 186. | 178. | 110.b |
| S.D. | 34.6 | 26.3 | 29.7 | 29.2 | 27.3 |
| S.E. | 11.0 | 8.3 | 9.4 | 9.2 | 9.7 |
| N | 10 | 10 | 10 | 10 | 8 |
| 0 TO 10 | | | | | |
| MEAN | 220. | 216. | 199. | 190. | 115.b |
| S.D. | 37.9 | 29.2 | 34.4 | 32.9 | 48.0 |
| S.E. | 12.0 | 9.2 | 10.9 | 10.4 | 18.2 |
| N | 10 | 10 | 10 | 10 | 7 |

For statistical analyses, control group 2 was compared to groups 3, 4 and 5; control group 1 was compared to group 2.
b = Significantly different from control group 2 at 0.01 using Dunnett's test

TABLE S8

PROJECT NO.:WIL-402023 A 90-DAY DERMAL STUDY UTILIZING CLARIFIED OILS IN RATS 

SPONSOR:AMERICAN PETROLEUM SUMMARY OF CUMULATIVE BODY WEIGHT CHANGES [G]

MALES

| GROUP: | UNTREATED | 0 MG/KG/DAY | 5 MG/KG/DAY | 25 MG/KG/DAY | 50 MG/KG/DAY |
|---|---|---|---|---|---|
| WEEK 0 TO 11 | | | | | |
| MEAN | 231. | 228. | 208. | 201. | 122.b |
| S.D. | 40.8 | 33.3 | 36.0 | 36.6 | 83.8 |
| S.E. | 12.9 | 10.5 | 11.4 | 11.6 | 34.2 |
| N | 10 | 10 | 10 | 10 | 6 |
| 0 TO 12 | | | | | |
| MEAN | 245. | 238. | 218. | 209. | 159.b |
| S.D. | 43.1 | 34.5 | 37.8 | 35.0 | 8.7 |
| S.E. | 13.6 | 10.9 | 11.9 | 11.1 | 3.9 |
| N | 10 | 10 | 10 | 10 | 5 |
| 0 TO 12' | | | | | |
| MEAN | 241. | 230. | 212. | 206. | 148.b |
| S.D. | 42.2 | 31.5 | 37.7 | 36.6 | 21.1 |
| S.E. | 13.3 | 10.0 | 11.9 | 11.6 | 9.5 |
| N | 10 | 10 | 10 | 10 | 5 |

For statistical analyses, control group 2 was compared to groups 3, 4 and 5; control group 1 was compared to group 2.
b = Significantly different from control group 2 at 0.01 using Dunnett's test

TABLE S8

PROJECT NO.:WIL-402023 A 90-DAY DERMAL STUDY UTILIZING CLARIFIED OILS IN RATS PAGE 4

SPONSOR:AMERICAN PETROLEUM SUMMARY OF CUMULATIVE BODY WEIGHT CHANGES [G]

FEMALES

| GROUP: | UNTREATED | 0 MG/KG/DAY | 5 MG/KG/DAY | 25 MG/KG/DAY | 50 MG/KG/DAY |
|---|---|---|---|---|---|
| WEEK 0 TO 1 | | | | | |
| MEAN | 13. | 22.c | 16. | 13.a | 14.a |
| S.D. | 5.2 | 6.2 | 8.0 | 5.9 | 4.5 |
| S.E. | 1.6 | 2.0 | 2.5 | 1.9 | 1.4 |
| N | 10 | 10 | 10 | 10 | 10 |
| 0 TO 2 | | | | | |
| MEAN | 28. | 37.c | 33. | 28.a | 26.a |
| S.D. | 6.1 | 8.7 | 9.5 | 6.4 | 5.9 |
| S.E. | 1.9 | 2.7 | 3.0 | 2.0 | 1.9 |
| N | 10 | 10 | 10 | 10 | 10 |
| 0 TO 3 | | | | | |
| MEAN | 40. | 52.c | 50. | 39.b | 37.b |
| S.D. | 9.8 | 11.3 | 10.1 | 9.6 | 7.3 |
| S.E. | 3.1 | 3.6 | 3.2 | 3.0 | 2.3 |
| N | 10 | 10 | 10 | 10 | 10 |
| 0 TO 4 | | | | | |
| MEAN | 50. | 67.c | 55. | 45.b | 45.b |
| S.D. | 9.1 | 12.1 | 13.1 | 11.2 | 9.6 |
| S.E. | 2.9 | 3.8 | 4.1 | 3.5 | 3.0 |
| N | 10 | 10 | 10 | 10 | 10 |
| 0 TO 5 | | | | | |
| MEAN | 59. | 76.c | 65. | 48.b | 48.b |
| S.D. | 8.6 | 19.7 | 13.2 | 11.9 | 11.4 |
| S.E. | 2.7 | 6.2 | 4.2 | 3.8 | 3.6 |
| N | 10 | 10 | 10 | 10 | 10 |

For statistical analyses, control group 2 was compared to groups 3, 4 and 5; control group 1 was compared to group 2.
a = Significantly different from control group 2 at 0.05 using Dunnett's test
b = Significantly different from control group 2 at 0.01 using Dunnett's test
c = Significantly different from control group 1 at 0.05 using Student's t-Test

TABLE S8

PROJECT NO.:WIL-402023 A 90-DAY DERMAL STUDY UTILIZING CLARIFIED OILS IN RATS 

SPONSOR:AMERICAN PETROLEUM SUMMARY OF CUMULATIVE BODY WEIGHT CHANGES [G]

FEMALES

| GROUP: | UNTREATED | 0 MG/KG/DAY | 5 MG/KG/DAY | 25 MG/KG/DAY | 50 MG/KG/DAY |
|---|---|---|---|---|---|
| WEEK 0 TO 6 | | | | | |
| MEAN | 65. | 85.c | 74. | 53.b | 49.b |
| S.D. | 10.7 | 18.5 | 16.2 | 18.5 | 16.0 |
| S.E. | 3.4 | 5.8 | 5.1 | 5.8 | 5.0 |
| N | 10 | 10 | 10 | 10 | 10 |
| 0 TO 7 | | | | | |
| MEAN | 75. | 93.c | 82. | 57.b | 57.b |
| S.D. | 10.9 | 17.9 | 13.4 | 21.5 | 18.7 |
| S.E. | 3.4 | 5.7 | 4.3 | 6.8 | 5.9 |
| N | 10 | 10 | 10 | 10 | 10 |
| 0 TO 8 | | | | | |
| MEAN | 80. | 96.c | 86. | 59.b | 58.b |
| S.D. | 9.8 | 21.0 | 13.9 | 21.5 | 23.0 |
| S.E. | 3.1 | 6.6 | 4.4 | 6.8 | 7.3 |
| N | 10 | 10 | 10 | 10 | 10 |
| 0 TO 9 | | | | | |
| MEAN | 85. | 103.c | 91. | 70.b | 65.b |
| S.D. | 10.5 | 22.9 | 15.2 | 14.8 | 23.3 |
| S.E. | 3.3 | 7.2 | 4.8 | 4.9 | 7.8 |
| N | 10 | 10 | 10 | 9 | 9 |
| 0 TO 10 | | | | | |
| MEAN | 87. | 108.c | 98. | 71.b | 63.b |
| S.D. | 11.5 | 26.1 | 18.3 | 14.8 | 32.0 |
| S.E. | 3.6 | 8.3 | 5.8 | 4.9 | 10.7 |
| N | 10 | 10 | 10 | 9 | 9 |

For statistical analyses, control group 2 was compared to groups 3, 4 and 5; control group 1 was compared to group 2.
b = Significantly different from control group 2 at 0.01 using Dunnett's test
c = Significantly different from control group 1 at 0.05 using Student's t-Test

TABLE S8

PROJECT NO.:WIL-402023 A 90-DAY DERMAL STUDY UTILIZING CLARIFIED OILS IN RATS PAGE 6

SPONSOR:AMERICAN PETROLEUM SUMMARY OF CUMULATIVE BODY WEIGHT CHANGES [G]

FEMALES

| GROUP: | UNTREATED | 0 MG/KG/DAY | 5 MG/KG/DAY | 25 MG/KG/DAY | 50 MG/KG/DAY |
|---|---|---|---|---|---|
| WEEK 0 TO 11 | | | | | |
| MEAN | 92. | 111.c | 99. | 73.b | 75.b |
| S.D. | 10.1 | 24.6 | 15.8 | 15.0 | 20.0 |
| S.E. | 3.2 | 7.8 | 5.0 | 5.0 | 7.1 |
| N | 10 | 10 | 10 | 9 | 8 |
| 0 TO 12 | | | | | |
| MEAN | 94. | 113. | 105. | 75.b | 73.b |
| S.D. | 14.4 | 26.2 | 17.8 | 15.7 | 27.2 |
| S.E. | 4.6 | 8.3 | 5.6 | 5.2 | 9.6 |
| N | 10 | 10 | 10 | 9 | 8 |
| 0 TO 12' | | | | | |
| MEAN | 89. | 110.c | 100. | 74.b | 81.b |
| S.D. | 12.7 | 25.2 | 16.5 | 17.4 | 9.9 |
| S.E. | 4.0 | 8.0 | 5.2 | 5.8 | 3.7 |
| N | 10 | 10 | 10 | 9 | 7 |

For statistical analyses, control group 2 was compared to groups 3, 4 and 5; control group 1 was compared to group 2.
b = Significantly different from control group 2 at 0.01 using Dunnett's test
c = Significantly different from control group 1 at 0.05 using Student's t-Test

PBFSTv5.40
10/12/2011
R:11/04/2011

TABLE S9

PROJECT NO.:WIL-402023 A 90-DAY DERMAL STUDY UTILIZING CLARIFIED OILS IN RATS 

SPONSOR:AMERICAN PETROLEUM SUMMARY OF FOOD CONSUMPTION [G/ANIMAL/DAY]

MALES

| GROUP: | UNTREATED | 0 MG/KG/DAY | 5 MG/KG/DAY | 25 MG/KG/DAY | 50 MG/KG/DAY |
|---|---|---|---|---|---|
| WEEK -2 TO -1 | | | | | |
| MEAN | 24. | 25. | 25. | 25. | 24. |
| S.D. | 1.8 | 1.9 | 1.8 | 1.9 | 1.8 |
| S.E. | 0.6 | 0.6 | 0.6 | 0.6 | 0.6 |
| N | 10 | 10 | 10 | 10 | 10 |
| 0 TO 1 | | | | | |
| MEAN | 29. | 30. | 28. | 28. | 26.b |
| S.D. | 1.7 | 2.5 | 2.1 | 2.7 | 2.2 |
| S.E. | 0.5 | 0.8 | 0.7 | 0.9 | 0.7 |
| N | 10 | 10 | 10 | 10 | 10 |
| 1 TO 2 | | | | | |
| MEAN | 31. | 32. | 30. | 31. | 30. |
| S.D. | 2.3 | 2.4 | 2.7 | 3.7 | 3.8 |
| S.E. | 0.7 | 0.7 | 0.8 | 1.2 | 1.2 |
| N | 10 | 10 | 10 | 10 | 10 |
| 2 TO 3 | | | | | |
| MEAN | 32. | 32. | 32. | 31. | 30. |
| S.D. | 2.5 | 3.2 | 3.3 | 3.5 | 4.3 |
| S.E. | 0.8 | 1.0 | 1.0 | 1.1 | 1.4 |
| N | 10 | 10 | 10 | 10 | 10 |
| 3 TO 4 | | | | | |
| MEAN | 34. | 34. | 34. | 33. | 30. |
| S.D. | 2.5 | 3.4 | 3.4 | 3.7 | 6.6 |
| S.E. | 0.8 | 1.1 | 1.1 | 1.2 | 2.1 |
| N | 10 | 10 | 10 | 10 | 10 |

STATISTICAL ANALYSIS PERFORMED USING AN ANOVA AND DUNNETT'S TEST (GROUPS 3, 4, 5) OR STUDENT'S T-TEST (GROUP 1)
For statistical analyses, control group 2 was compared to groups 3, 4 and 5; control group 1 was compared to group 2.
b = Significantly different from control group 2 at 0.01 using Dunnett's test

TABLE S9

PROJECT NO.:WIL-402023 A 90-DAY DERMAL STUDY UTILIZING CLARIFIED OILS IN RATS 

SPONSOR:AMERICAN PETROLEUM SUMMARY OF FOOD CONSUMPTION [G/ANIMAL/DAY]

MALES

| GROUP: | UNTREATED | 0 MG/KG/DAY | 5 MG/KG/DAY | 25 MG/KG/DAY | 50 MG/KG/DAY |
|---|---|---|---|---|---|
| WEEK 4 TO 5 | | | | | |
| MEAN | 34. | 34. | 33. | 33. | 31. |
| S.D. | 2.8 | 2.9 | 3.3 | 3.8 | 3.3 |
| S.E. | 0.9 | 0.9 | 1.1 | 1.2 | 1.1 |
| N | 10 | 10 | 10 | 10 | 10 |
| 5 TO 6 | | | | | |
| MEAN | 35. | 36. | 35. | 33. | 29.b |
| S.D. | 3.0 | 3.3 | 3.1 | 3.2 | 6.8 |
| S.E. | 0.9 | 1.0 | 1.0 | 1.0 | 2.1 |
| N | 10 | 10 | 10 | 10 | 10 |
| 6 TO 7 | | | | | |
| MEAN | 34. | 32. | 33. | 33. | 28. |
| S.D. | 2.3 | 2.5 | 3.4 | 4.4 | 8.4 |
| S.E. | 0.7 | 0.8 | 1.1 | 1.4 | 2.7 |
| N | 10 | 10 | 10 | 10 | 10 |
| 7 TO 8 | | | | | |
| MEAN | 35. | 35. | 34. | 33. | 31. |
| S.D. | 3.6 | 2.6 | 3.7 | 3.3 | 2.9 |
| S.E. | 1.1 | 0.8 | 1.2 | 1.1 | 1.0 |
| N | 10 | 10 | 10 | 10 | 8 |
| 8 TO 9 | | | | | |
| MEAN | 37. | 37. | 36. | 36. | 27.b |
| S.D. | 3.8 | 3.8 | 3.5 | 4.2 | 6.3 |
| S.E. | 1.2 | 1.2 | 1.1 | 1.3 | 2.2 |
| N | 10 | 10 | 10 | 10 | 8 |

STATISTICAL ANALYSIS PERFORMED USING AN ANOVA AND DUNNETT'S TEST (GROUPS 3, 4, 5) OR STUDENT'S T-TEST (GROUP 1)
For statistical analyses, control group 2 was compared to groups 3, 4 and 5; control group 1 was compared to group 2.
b = Significantly different from control group 2 at 0.01 using Dunnett's test

TABLE S9

PROJECT NO.:WIL-402023 A 90-DAY DERMAL STUDY UTILIZING CLARIFIED OILS IN RATS 

SPONSOR:AMERICAN PETROLEUM SUMMARY OF FOOD CONSUMPTION [G/ANIMAL/DAY]

MALES

| GROUP: | UNTREATED | 0 MG/KG/DAY | 5 MG/KG/DAY | 25 MG/KG/DAY | 50 MG/KG/DAY |
|---|---|---|---|---|---|
| WEEK 9 TO 10 | | | | | |
| MEAN | 36. | 36. | 34. | 34. | 26.b |
| S.D. | 4.1 | 3.6 | 3.0 | 3.8 | 7.9 |
| S.E. | 1.3 | 1.2 | 1.0 | 1.2 | 3.0 |
| N | 10 | 10 | 10 | 10 | 7 |
| 10 TO 11 | | | | | |
| MEAN | 37. | 37. | 36. | 36. | 29. |
| S.D. | 4.4 | 4.5 | 4.3 | 4.9 | 11.9 |
| S.E. | 1.4 | 1.4 | 1.4 | 1.6 | 5.3 |
| N | 10 | 10 | 10 | 10 | 5 |
| 11 TO 12 | | | | | |
| MEAN | 35. | 35. | 34. | 33. | 29. |
| S.D. | 4.2 | 3.8 | 3.7 | 3.7 | 2.9 |
| S.E. | 1.3 | 1.2 | 1.2 | 1.2 | 1.3 |
| N | 10 | 10 | 10 | 10 | 5 |
| 12 TO 13 | | | | | |
| MEAN | 38. | 37. | 37. | 44. | 33. |
| S.D. | 4.7 | 4.4 | 3.7 | 9.5 | 7.4 |
| S.E. | 1.5 | 1.4 | 1.2 | 3.0 | 3.3 |
| N | 10 | 10 | 10 | 10 | 5 |

STATISTICAL ANALYSIS PERFORMED USING AN ANOVA AND DUNNETT'S TEST (GROUPS 3, 4, 5) OR STUDENT'S T-TEST (GROUP 1)
For statistical analyses, control group 2 was compared to groups 3, 4 and 5; control group 1 was compared to group 2.
b = Significantly different from control group 2 at 0.01 using Dunnett's test

TABLE S9

PROJECT NO.:WIL-402023 A 90-DAY DERMAL STUDY UTILIZING CLARIFIED OILS IN RATS 

SPONSOR:AMERICAN PETROLEUM SUMMARY OF FOOD CONSUMPTION [G/ANIMAL/DAY]

FEMALES

| GROUP: | UNTREATED | 0 MG/KG/DAY | 5 MG/KG/DAY | 25 MG/KG/DAY | 50 MG/KG/DAY |
|---|---|---|---|---|---|
| WEEK -2 TO -1 | | | | | |
| MEAN | 19. | 19. | 20. | 20. | 20. |
| S.D. | 1.1 | 1.4 | 2.0 | 2.7 | 1.3 |
| S.E. | 0.3 | 0.4 | 0.6 | 0.8 | 0.4 |
| N | 10 | 10 | 10 | 10 | 10 |
| 0 TO 1 | | | | | |
| MEAN | 23. | 25. | 23. | 22. | 22. |
| S.D. | 2.5 | 4.6 | 1.9 | 2.0 | 1.8 |
| S.E. | 0.8 | 1.4 | 0.6 | 0.6 | 0.6 |
| N | 10 | 10 | 10 | 10 | 9 |
| 1 TO 2 | | | | | |
| MEAN | 25. | 26. | 26. | 26. | 24. |
| S.D. | 2.7 | 4.5 | 2.6 | 3.5 | 1.7 |
| S.E. | 0.8 | 1.4 | 0.8 | 1.1 | 0.5 |
| N | 10 | 10 | 10 | 10 | 10 |
| 2 TO 3 | | | | | |
| MEAN | 24. | 27.c | 26. | 26. | 25. |
| S.D. | 3.5 | 3.0 | 2.4 | 3.2 | 2.1 |
| S.E. | 1.1 | 0.9 | 0.8 | 1.0 | 0.7 |
| N | 10 | 10 | 10 | 10 | 10 |
| 3 TO 4 | | | | | |
| MEAN | 24. | 28.c | 27. | 26. | 25. |
| S.D. | 2.3 | 3.5 | 2.1 | 4.0 | 1.5 |
| S.E. | 0.7 | 1.1 | 0.7 | 1.3 | 0.5 |
| N | 10 | 10 | 10 | 10 | 10 |

STATISTICAL ANALYSIS PERFORMED USING AN ANOVA AND DUNNETT'S TEST (GROUPS 3, 4, 5) OR STUDENT'S T-TEST (GROUP 1)
For statistical analyses, control group 2 was compared to groups 3, 4 and 5; control group 1 was compared to group 2.
c = Significantly different from control group 1 at 0.05 using Student's t-Test

TABLE S9

PROJECT NO.:WIL-402023 A 90-DAY DERMAL STUDY UTILIZING CLARIFIED OILS IN RATS 

SPONSOR:AMERICAN PETROLEUM SUMMARY OF FOOD CONSUMPTION [G/ANIMAL/DAY]

FEMALES

| GROUP: | UNTREATED | 0 MG/KG/DAY | 5 MG/KG/DAY | 25 MG/KG/DAY | 50 MG/KG/DAY |
|---|---|---|---|---|---|
| WEEK 4 TO 5 | | | | | |
| MEAN | 25. | 28. | 26. | 26. | 25. |
| S.D. | 3.6 | 4.1 | 3.3 | 3.5 | 2.2 |
| S.E. | 1.2 | 1.3 | 1.0 | 1.1 | 0.7 |
| N | 10 | 10 | 10 | 10 | 10 |
| 5 TO 6 | | | | | |
| MEAN | 25. | 28.c | 27. | 25. | 24. |
| S.D. | 2.3 | 3.6 | 2.4 | 4.2 | 4.5 |
| S.E. | 0.7 | 1.2 | 0.8 | 1.3 | 1.4 |
| N | 10 | 9 | 10 | 10 | 10 |
| 6 TO 7 | | | | | |
| MEAN | 25. | 26. | 26. | 24. | 24. |
| S.D. | 2.6 | 2.5 | 3.0 | 4.0 | 4.0 |
| S.E. | 0.8 | 0.8 | 0.9 | 1.3 | 1.3 |
| N | 10 | 10 | 10 | 10 | 10 |
| 7 TO 8 | | | | | |
| MEAN | 24. | 26. | 27. | 24. | 23. |
| S.D. | 2.6 | 2.9 | 2.6 | 4.5 | 5.0 |
| S.E. | 0.8 | 0.9 | 0.8 | 1.4 | 1.6 |
| N | 10 | 10 | 10 | 10 | 10 |
| 8 TO 9 | | | | | |
| MEAN | 25. | 26. | 27. | 27. | 24. |
| S.D. | 3.7 | 3.3 | 3.6 | 4.4 | 4.3 |
| S.E. | 1.2 | 1.0 | 1.1 | 1.5 | 1.4 |
| N | 10 | 10 | 10 | 9 | 9 |

STATISTICAL ANALYSIS PERFORMED USING AN ANOVA AND DUNNETT'S TEST (GROUPS 3, 4, 5) OR STUDENT'S T-TEST (GROUP 1)
For statistical analyses, control group 2 was compared to groups 3, 4 and 5; control group 1 was compared to group 2.
c = Significantly different from control group 1 at 0.05 using Student's t-Test

TABLE S9

PROJECT NO.:WIL-402023 A 90-DAY DERMAL STUDY UTILIZING CLARIFIED OILS IN RATS PAGE 6

SPONSOR:AMERICAN PETROLEUM SUMMARY OF FOOD CONSUMPTION [G/ANIMAL/DAY]

FEMALES

| GROUP: | UNTREATED | 0 MG/KG/DAY | 5 MG/KG/DAY | 25 MG/KG/DAY | 50 MG/KG/DAY |
|---|---|---|---|---|---|
| WEEK 9 TO 10 | | | | | |
| MEAN | 24. | 26. | 26. | 24. | 22. |
| S.D. | 2.8 | 3.6 | 2.7 | 2.0 | 7.1 |
| S.E. | 0.9 | 1.1 | 0.9 | 0.7 | 2.4 |
| N | 10 | 10 | 10 | 9 | 9 |
| 10 TO 11 | | | | | |
| MEAN | 25. | 26. | 27. | 25. | 24. |
| S.D. | 3.9 | 3.9 | 3.9 | 2.3 | 5.4 |
| S.E. | 1.2 | 1.2 | 1.2 | 0.8 | 1.9 |
| N | 10 | 10 | 10 | 9 | 8 |
| 11 TO 12 | | | | | |
| MEAN | 24. | 25. | 26. | 23. | 23. |
| S.D. | 4.0 | 2.4 | 3.6 | 2.3 | 6.5 |
| S.E. | 1.3 | 0.8 | 1.1 | 0.8 | 2.3 |
| N | 10 | 10 | 10 | 9 | 8 |
| 12 TO 13 | | | | | |
| MEAN | 27. | 28. | 28. | 28. | 25. |
| S.D. | 5.3 | 5.8 | 3.5 | 2.0 | 2.6 |
| S.E. | 1.7 | 1.8 | 1.1 | 0.7 | 1.0 |
| N | 10 | 10 | 10 | 9 | 7 |

STATISTICAL ANALYSIS PERFORMED USING AN ANOVA AND DUNNETT'S TEST (GROUPS 3, 4, 5) OR STUDENT'S T-TEST (GROUP 1)
For statistical analyses, control group 2 was compared to groups 3, 4 and 5; control group 1 was compared to group 2.
None significantly different from control group

PBFSTv5.41
06/11/2012
R:08/03/2012

TABLE S10

PROJECT NO.:WIL-402023 A 90-DAY DERMAL STUDY UTILIZING CLARIFIED OILS IN RATS 

SPONSOR:AMERICAN PETROLEUM SUMMARY OF HEMATOLOGY VALUES

| ANALYSIS | GROUP: | UNTREATED | 0 MG/KG/DAY | 5 MG/KG/DAY | 25 MG/KG/DAY | 50 MG/KG/DAY |
|---|---|---|---|---|---|---|
| | | MALES | | | | |
| WBC (thous/uL) | | | | | | |
| WEEK 12 | MEAN | 9.56 | 9.97 | 7.67a | 7.92 | 6.95a |
| | % DIFFERENCE | | 4.3 | -19.8 | -17.2 | -27.3 |
| | S.D. | 2.189 | 2.352 | 2.041 | 1.836 | 1.388 |
| | S.E. | 0.692 | 0.744 | 0.645 | 0.581 | 0.621 |
| | N | 10 | 10 | 10 | 10 | 5 |
| RBC (mil/uL) | | | | | | |
| WEEK 12 | MEAN | 9.40 | 9.62 | 9.25 | 8.01b | 6.42b |
| | % DIFFERENCE | | 2.3 | -1.6 | -14.8 | -31.7 |
| | S.D. | 0.425 | 0.498 | 0.564 | 0.584 | 1.645 |
| | S.E. | 0.135 | 0.158 | 0.178 | 0.185 | 0.735 |
| | N | 10 | 10 | 10 | 10 | 5 |
| HGB (g/dL) | | | | | | |
| WEEK 12 | MEAN | 16.6 | 16.7 | 16.0 | 13.9b | 11.2b |
| | % DIFFERENCE | | 0.6 | -3.6 | -16.3 | -32.5 |
| | S.D. | 0.76 | 1.06 | 1.01 | 1.10 | 3.14 |
| | S.E. | 0.24 | 0.34 | 0.32 | 0.35 | 1.41 |
| | N | 10 | 10 | 10 | 10 | 5 |
| HCT (%) | | | | | | |
| WEEK 12 | MEAN | 50.6 | 51.5 | 49.3 | 42.9b | 35.3b |
| | % DIFFERENCE | | 1.8 | -2.6 | -15.2 | -30.2 |
| | S.D. | 2.39 | 4.29 | 3.68 | 3.34 | 10.02 |
| | S.E. | 0.76 | 1.36 | 1.16 | 1.06 | 4.48 |
| | N | 10 | 10 | 10 | 10 | 5 |

thous/uL = THOUSANDS/MICROLITER, mil/uL = MILLIONS/MICROLITER, fL = FEMTOLITERS, pg = PICOGRAMS, g/dL = GRAMS/DECILITER

For statistical analyses, control group 2 was compared to groups 3, 4 and 5; control group 1 was compared to group 2.
a = Significantly different from control group 2 at 0.05 using Dunnett's test
b = Significantly different from control group 2 at 0.01 using Dunnett's test

TABLE S10
SUMMARY OF HEMATOLOGY VALUES

| ANALYSIS GROUP: | | MALES UNTREATED | 0 MG/KG/DAY | 5 MG/KG/DAY | 25 MG/KG/DAY | 50 MG/KG/DAY |
|---|---|---|---|---|---|---|
| MCV (fL) | | | | | | |
| WEEK 12 | MEAN | 53.8 | 53.5 | 53.3 | 53.6 | 54.5 |
| | % DIFFERENCE | | -0.6 | -0.9 | -0.4 | 1.3 |
| | S.D. | 1.47 | 1.99 | 1.12 | 1.49 | 3.05 |
| | S.E. | 0.47 | 0.63 | 0.35 | 0.47 | 1.36 |
| | N | 10 | 10 | 10 | 10 | 5 |
| MCH (pg) | | | | | | |
| WEEK 12 | MEAN | 17.6 | 17.3 | 17.3 | 17.4 | 17.3 |
| | % DIFFERENCE | | -1.7 | -1.7 | -1.1 | -1.7 |
| | S.D. | 0.60 | 0.50 | 0.15 | 0.52 | 0.72 |
| | S.E. | 0.19 | 0.16 | 0.05 | 0.16 | 0.32 |
| | N | 10 | 10 | 10 | 10 | 5 |
| MCHC (g/dL) | | | | | | |
| WEEK 12 | MEAN | 32.7 | 32.4 | 32.5 | 32.4 | 31.7 |
| | % DIFFERENCE | | -0.9 | -0.6 | -0.9 | -3.1 |
| | S.D. | 0.52 | 0.89 | 0.57 | 0.44 | 0.85 |
| | S.E. | 0.16 | 0.28 | 0.18 | 0.14 | 0.38 |
| | N | 10 | 10 | 10 | 10 | 5 |
| PLATELET (thous/uL) | | | | | | |
| WEEK 12 | MEAN | 1082. | 1132. | 1060. | 875.b | 651.b |
| | % DIFFERENCE | | 4.6 | -2.0 | -19.1 | -39.8 |
| | S.D. | 111.9 | 130.2 | 106.0 | 153.6 | 266.2 |
| | S.E. | 35.4 | 41.2 | 33.5 | 48.6 | 119.1 |
| | N | 10 | 10 | 10 | 10 | 5 |

thous/uL = THOUSANDS/MICROLITER, mil/uL = MILLIONS/MICROLITER, fL = FEMTOLITERS, pg = PICOGRAMS, g/dL = GRAMS/DECILITER

For statistical analyses, control group 2 was compared to groups 3, 4 and 5; control group 1 was compared to group 2.
b = Significantly different from control group 2 at 0.01 using Dunnett's test

TABLE S10

PROJECT NO.:WIL-402023 A 90-DAY DERMAL STUDY UTILIZING CLARIFIED OILS IN RATS 

SPONSOR:AMERICAN PETROLEUM SUMMARY OF HEMATOLOGY VALUES

| | | MALES | | | | |
|---|---|---|---|---|---|---|
| ANALYSIS | GROUP: | UNTREATED | 0 MG/KG/DAY | 5 MG/KG/DAY | 25 MG/KG/DAY | 50 MG/KG/DAY |
| PT (seconds) | | | | | | |
| WEEK 12 | MEAN | 17.6 | 17.6 | 17.5 | 17.2 | 18.4 |
| | % DIFFERENCE | | 0.0 | -0.6 | -2.3 | 4.5 |
| | S.D. | 0.69 | 0.54 | 0.54 | 0.77 | 2.74 |
| | S.E. | 0.22 | 0.17 | 0.17 | 0.24 | 1.23 |
| | N | 10 | 10 | 10 | 10 | 5 |
| APTT (seconds) | | | | | | |
| WEEK 12 | MEAN | 19.1 | 19.1 | 19.8 | 17.4 | 13.5b |
| | % DIFFERENCE | | 0.0 | 3.7 | -8.9 | -29.3 |
| | S.D. | 1.78 | 1.34 | 2.60 | 2.21 | 2.14 |
| | S.E. | 0.56 | 0.42 | 0.82 | 0.70 | 0.96 |
| | N | 10 | 10 | 10 | 10 | 5 |
| RETIC (%) | | | | | | |
| WEEK 12 | MEAN | 2.0 | 1.9 | 2.5 | 4.2b | 6.5b |
| | % DIFFERENCE | | -5.0 | 25.0 | 110.0 | 225.0 |
| | S.D. | 0.21 | 0.40 | 0.88 | 0.94 | 3.25 |
| | S.E. | 0.07 | 0.13 | 0.28 | 0.30 | 1.45 |
| | N | 10 | 10 | 10 | 10 | 5 |
| RETIC ABSOLUTE (thous/uL) | | | | | | |
| WEEK 12 | MEAN | 184.9 | 180.8 | 225.5 | 331.0b | 379.4b |
| | % DIFFERENCE | | -2.2 | 22.0 | 79.0 | 105.2 |
| | S.D. | 14.11 | 43.91 | 68.82 | 59.62 | 78.49 |
| | S.E. | 4.46 | 13.89 | 21.76 | 18.85 | 35.10 |
| | N | 10 | 10 | 10 | 10 | 5 |

thous/uL = THOUSANDS/MICROLITER, mil/uL = MILLIONS/MICROLITER, fL = FEMTOLITERS, pg = PICOGRAMS, g/dL = GRAMS/DECILITER

For statistical analyses, control group 2 was compared to groups 3, 4 and 5; control group 1 was compared to group 2.
b = Significantly different from control group 2 at 0.01 using Dunnett's test

TABLE S10

PROJECT NO.:WIL-402023 A 90-DAY DERMAL STUDY UTILIZING CLARIFIED OILS IN RATS 

SPONSOR:AMERICAN PETROLEUM SUMMARY OF HEMATOLOGY VALUES

MALES

| ANALYSIS | GROUP: | UNTREATED | 0 MG/KG/DAY | 5 MG/KG/DAY | 25 MG/KG/DAY | 50 MG/KG/DAY |
|---|---|---|---|---|---|---|
| NEU (%) | | | | | | |
| WEEK 12 | MEAN | 25.6 | 15.3c | 16.0 | 16.5 | 19.1 |
| | % DIFFERENCE | | -40.2 | -37.5 | -35.5 | -25.4 |
| | S.D. | 14.28 | 4.50 | 3.17 | 3.18 | 2.81 |
| | S.E. | 4.52 | 1.42 | 1.00 | 1.01 | 1.26 |
| | N | 10 | 10 | 10 | 10 | 5 |
| LYMPH (%) | | | | | | |
| WEEK 12 | MEAN | 69.9 | 80.8c | 80.8 | 80.0 | 77.5 |
| | % DIFFERENCE | | 15.6 | 15.6 | 14.4 | 10.9 |
| | S.D. | 14.53 | 5.01 | 3.37 | 3.33 | 3.03 |
| | S.E. | 4.60 | 1.58 | 1.07 | 1.05 | 1.36 |
| | N | 10 | 10 | 10 | 10 | 5 |
| MONO (%) | | | | | | |
| WEEK 12 | MEAN | 2.1 | 1.8 | 1.8 | 2.1 | 2.1 |
| | % DIFFERENCE | | -14.3 | -14.3 | 0.0 | 0.0 |
| | S.D. | 0.77 | 0.47 | 0.40 | 0.71 | 0.53 |
| | S.E. | 0.24 | 0.15 | 0.13 | 0.22 | 0.24 |
| | N | 10 | 10 | 10 | 10 | 5 |
| EOS (%) | | | | | | |
| WEEK 12 | MEAN | 1.0 | 0.9 | 0.4b | 0.3b | 0.1b |
| | % DIFFERENCE | | -10.0 | -60.0 | -70.0 | -90.0 |
| | S.D. | 0.47 | 0.51 | 0.14 | 0.14 | 0.05 |
| | S.E. | 0.15 | 0.16 | 0.05 | 0.05 | 0.02 |
| | N | 10 | 10 | 10 | 10 | 5 |

thous/uL = THOUSANDS/MICROLITER, mil/uL = MILLIONS/MICROLITER, fL = FEMTOLITERS, pg = PICOGRAMS, g/dL = GRAMS/DECILITER

For statistical analyses, control group 2 was compared to groups 3, 4 and 5; control group 1 was compared to group 2.
b = Significantly different from control group 2 at 0.01 using Dunnett's test
c = Significantly different from control group 1 at 0.05 using Student's t-Test

TABLE S10

PROJECT NO.:WIL-402023 A 90-DAY DERMAL STUDY UTILIZING CLARIFIED OILS IN RATS PAGE 5

SPONSOR:AMERICAN PETROLEUM SUMMARY OF HEMATOLOGY VALUES

| | | MALES | | | | |
|---|---|---|---|---|---|---|
| ANALYSIS | GROUP: | UNTREATED | 0 MG/KG/DAY | 5 MG/KG/DAY | 25 MG/KG/DAY | 50 MG/KG/DAY |
| BASO (%) | | | | | | |
| WEEK 12 | MEAN | 0.6 | 0.6 | 0.6 | 0.4 | 0.4 |
| | % DIFFERENCE | | 0.0 | 0.0 | -33.3 | -33.3 |
| | S.D. | 0.19 | 0.24 | 0.22 | 0.13 | 0.13 |
| | S.E. | 0.06 | 0.07 | 0.07 | 0.04 | 0.06 |
| | N | 10 | 10 | 10 | 10 | 5 |
| LUC (%) | | | | | | |
| WEEK 12 | MEAN | 0.7 | 0.6 | 0.4 | 0.7 | 0.6 |
| | % DIFFERENCE | | -14.3 | -42.9 | 0.0 | -14.3 |
| | S.D. | 0.32 | 0.26 | 0.10 | 0.27 | 0.05 |
| | S.E. | 0.10 | 0.08 | 0.03 | 0.09 | 0.02 |
| | N | 10 | 10 | 10 | 10 | 5 |
| NEU ABSOLUTE (thous/uL) | | | | | | |
| WEEK 12 | MEAN | 2.65 | 1.55 | 1.24 | 1.31 | 1.34 |
| | % DIFFERENCE | | -41.5 | -53.2 | -50.6 | -49.4 |
| | S.D. | 2.071 | 0.685 | 0.427 | 0.342 | 0.364 |
| | S.E. | 0.655 | 0.216 | 0.135 | 0.108 | 0.163 |
| | N | 10 | 10 | 10 | 10 | 5 |
| LYMPH ABSOLUTE (thous/uL) | | | | | | |
| WEEK 12 | MEAN | 6.49 | 8.02c | 6.19a | 6.33 | 5.39a |
| | % DIFFERENCE | | 23.6 | -4.6 | -2.5 | -16.9 |
| | S.D. | 1.054 | 1.777 | 1.648 | 1.493 | 1.080 |
| | S.E. | 0.333 | 0.562 | 0.521 | 0.472 | 0.483 |
| | N | 10 | 10 | 10 | 10 | 5 |

thous/uL = THOUSANDS/MICROLITER, mil/uL = MILLIONS/MICROLITER, fL = FEMTOLITERS, pg = PICOGRAMS, g/dL = GRAMS/DECILITER

For statistical analyses, control group 2 was compared to groups 3, 4 and 5; control group 1 was compared to group 2.
a = Significantly different from control group 2 at 0.05 using Dunnett's test
c = Significantly different from control group 1 at 0.05 using Student's t-Test

TABLE S10
A 90-DAY DERMAL STUDY UTILIZING CLARIFIED OILS IN RATS
SUMMARY OF HEMATOLOGY VALUES

MALES

| ANALYSIS GROUP: | UNTREATED | 0 MG/KG/DAY | 5 MG/KG/DAY | 25 MG/KG/DAY | 50 MG/KG/DAY |
|---|---|---|---|---|---|
| MONO ABSOLUTE (thous/uL) | | | | | |
| WEEK 12 MEAN | 0.21 | 0.18 | 0.14 | 0.17 | 0.14 |
| % DIFFERENCE | | -14.3 | -33.3 | -19.0 | -33.3 |
| S.D. | 0.094 | 0.079 | 0.051 | 0.083 | 0.022 |
| S.E. | 0.030 | 0.025 | 0.016 | 0.026 | 0.010 |
| N | 10 | 10 | 10 | 10 | 5 |
| EOS ABSOLUTE (thous/uL) | | | | | |
| WEEK 12 MEAN | 0.10 | 0.10 | 0.03b | 0.02b | 0.01b |
| % DIFFERENCE | | 0.0 | -70.0 | -80.0 | -90.0 |
| S.D. | 0.051 | 0.065 | 0.015 | 0.012 | 0.004 |
| S.E. | 0.016 | 0.021 | 0.005 | 0.004 | 0.002 |
| N | 10 | 10 | 10 | 10 | 5 |
| BASO ABSOLUTE (thous/uL) | | | | | |
| WEEK 12 MEAN | 0.06 | 0.06 | 0.04 | 0.03b | 0.03b |
| % DIFFERENCE | | 0.0 | -33.3 | -50.0 | -50.0 |
| S.D. | 0.024 | 0.018 | 0.015 | 0.011 | 0.012 |
| S.E. | 0.008 | 0.006 | 0.005 | 0.003 | 0.005 |
| N | 10 | 10 | 10 | 10 | 5 |
| LUC ABSOLUTE (thous/uL) | | | | | |
| WEEK 12 MEAN | 0.07 | 0.06 | 0.03 | 0.06 | 0.04 |
| % DIFFERENCE | | -14.3 | -57.1 | -14.3 | -42.9 |
| S.D. | 0.032 | 0.044 | 0.013 | 0.032 | 0.009 |
| S.E. | 0.010 | 0.014 | 0.004 | 0.010 | 0.004 |
| N | 10 | 10 | 10 | 10 | 5 |

thous/uL = THOUSANDS/MICROLITER, mil/uL = MILLIONS/MICROLITER, fL = FEMTOLITERS, pg = PICOGRAMS, g/dL = GRAMS/DECILITER

For statistical analyses, control group 2 was compared to groups 3, 4 and 5; control group 1 was compared to group 2.
b = Significantly different from control group 2 at 0.01 using Dunnett's test

TABLE S10
SUMMARY OF HEMATOLOGY VALUES

| ANALYSIS | GROUP: | UNTREATED | 0 MG/KG/DAY | 5 MG/KG/DAY | 25 MG/KG/DAY | 50 MG/KG/DAY |
|---|---|---|---|---|---|---|
| | | MALES | | | | |
| RDW (%) | | | | | | |
| WEEK 12 | MEAN | 11.8 | 11.6 | 12.2 | 15.3b | 18.5b |
| | % DIFFERENCE | | -1.7 | 3.4 | 29.7 | 56.8 |
| | S.D. | 0.31 | 0.59 | 0.42 | 1.38 | 3.11 |
| | S.E. | 0.10 | 0.19 | 0.13 | 0.44 | 1.39 |
| | N | 10 | 10 | 10 | 10 | 5 |
| HDW (g/dL) | | | | | | |
| WEEK 12 | MEAN | 2.14 | 2.09 | 2.25 | 2.76b | 3.24b |
| | % DIFFERENCE | | -2.3 | 5.1 | 29.0 | 51.4 |
| | S.D. | 0.069 | 0.169 | 0.099 | 0.188 | 0.620 |
| | S.E. | 0.022 | 0.053 | 0.031 | 0.059 | 0.277 |
| | N | 10 | 10 | 10 | 10 | 5 |

thous/uL = THOUSANDS/MICROLITER, mil/uL = MILLIONS/MICROLITER, fL = FEMTOLITERS, pg = PICOGRAMS, g/dL = GRAMS/DECILITER

For statistical analyses, control group 2 was compared to groups 3, 4 and 5; control group 1 was compared to group 2.
b = Significantly different from control group 2 at 0.01 using Dunnett's test

TABLE S10

PROJECT NO.:WIL-402023 A 90-DAY DERMAL STUDY UTILIZING CLARIFIED OILS IN RATS 

SPONSOR:AMERICAN PETROLEUM SUMMARY OF HEMATOLOGY VALUES

| | | FEMALES | | | | |
|---|---|---|---|---|---|---|
| ANALYSIS | GROUP: | UNTREATED | 0 MG/KG/DAY | 5 MG/KG/DAY | 25 MG/KG/DAY | 50 MG/KG/DAY |
| WBC (thous/uL) | | | | | | |
| WEEK 12 | MEAN | 7.61 | 9.23 | 7.15 | 9.20 | 6.93 |
| | % DIFFERENCE | | 21.3 | -6.0 | 20.9 | -8.9 |
| | S.D. | 2.503 | 2.282 | 1.573 | 2.516 | 1.359 |
| | S.E. | 0.791 | 0.722 | 0.497 | 0.839 | 0.513 |
| | N | 10 | 10 | 10 | 9 | 7 |
| RBC (mil/uL) | | | | | | |
| WEEK 12 | MEAN | 9.27 | 9.09 | 8.99 | 8.21b | 7.81b |
| | % DIFFERENCE | | -1.9 | -3.0 | -11.4 | -15.7 |
| | S.D. | 0.365 | 0.391 | 0.760 | 0.569 | 0.493 |
| | S.E. | 0.115 | 0.124 | 0.240 | 0.190 | 0.186 |
| | N | 10 | 10 | 10 | 9 | 7 |
| HGB (g/dL) | | | | | | |
| WEEK 12 | MEAN | 16.8 | 16.8 | 16.4 | 14.6b | 13.6b |
| | % DIFFERENCE | | 0.0 | -2.4 | -13.1 | -19.0 |
| | S.D. | 0.56 | 0.65 | 1.41 | 0.76 | 0.65 |
| | S.E. | 0.18 | 0.21 | 0.45 | 0.25 | 0.25 |
| | N | 10 | 10 | 10 | 9 | 7 |
| HCT (%) | | | | | | |
| WEEK 12 | MEAN | 49.8 | 50.5 | 48.8 | 43.6b | 41.1b |
| | % DIFFERENCE | | 1.4 | -2.0 | -12.4 | -17.5 |
| | S.D. | 2.12 | 1.93 | 4.95 | 3.13 | 3.01 |
| | S.E. | 0.67 | 0.61 | 1.57 | 1.04 | 1.14 |
| | N | 10 | 10 | 10 | 9 | 7 |

thous/uL = THOUSANDS/MICROLITER, mil/uL = MILLIONS/MICROLITER, fL = FEMTOLITERS, pg = PICOGRAMS, g/dL = GRAMS/DECILITER

For statistical analyses, control group 2 was compared to groups 3, 4 and 5; control group 1 was compared to group 2.
b = Significantly different from control group 2 at 0.01 using Dunnett's test

TABLE S10
SUMMARY OF HEMATOLOGY VALUES

| ANALYSIS GROUP: | | FEMALES UNTREATED | 0 MG/KG/DAY | 5 MG/KG/DAY | 25 MG/KG/DAY | 50 MG/KG/DAY |
|---|---|---|---|---|---|---|
| MCV (fL) | | | | | | |
| WEEK 12 | MEAN | 53.8 | 55.6 | 54.2 | 53.1a | 52.6a |
| | % DIFFERENCE | | 3.3 | 0.7 | -1.3 | -2.2 |
| | S.D. | 1.37 | 2.42 | 1.79 | 1.59 | 2.18 |
| | S.E. | 0.43 | 0.77 | 0.57 | 0.53 | 0.83 |
| | N | 10 | 10 | 10 | 9 | 7 |
| MCH (pg) | | | | | | |
| WEEK 12 | MEAN | 18.2 | 18.5 | 18.2 | 17.9 | 17.4b |
| | % DIFFERENCE | | 1.6 | 0.0 | -1.6 | -4.4 |
| | S.D. | 0.43 | 0.79 | 0.63 | 0.77 | 0.63 |
| | S.E. | 0.14 | 0.25 | 0.20 | 0.26 | 0.24 |
| | N | 10 | 10 | 10 | 9 | 7 |
| MCHC (g/dL) | | | | | | |
| WEEK 12 | MEAN | 33.8 | 33.3 | 33.6 | 33.6 | 33.1 |
| | % DIFFERENCE | | -1.5 | -0.6 | -0.6 | -2.1 |
| | S.D. | 0.58 | 0.43 | 0.61 | 1.10 | 1.05 |
| | S.E. | 0.18 | 0.14 | 0.19 | 0.37 | 0.40 |
| | N | 10 | 10 | 10 | 9 | 7 |
| PLATELET (thous/uL) | | | | | | |
| WEEK 12 | MEAN | 1186. | 1148. | 1049. | 882.b | 737.b |
| | % DIFFERENCE | | -3.2 | -11.6 | -25.6 | -37.9 |
| | S.D. | 122.5 | 176.7 | 207.1 | 67.4 | 216.2 |
| | S.E. | 38.8 | 55.9 | 65.5 | 22.5 | 81.7 |
| | N | 10 | 10 | 10 | 9 | 7 |

thous/uL = THOUSANDS/MICROLITER, mil/uL = MILLIONS/MICROLITER, fL = FEMTOLITERS, pg = PICOGRAMS, g/dL = GRAMS/DECILITER

For statistical analyses, control group 2 was compared to groups 3, 4 and 5; control group 1 was compared to group 2.
a = Significantly different from control group 2 at 0.05 using Dunnett's test
b = Significantly different from control group 2 at 0.01 using Dunnett's test

TABLE S10
SUMMARY OF HEMATOLOGY VALUES

| ANALYSIS GROUP: | | FEMALES UNTREATED | 0 MG/KG/DAY | 5 MG/KG/DAY | 25 MG/KG/DAY | 50 MG/KG/DAY |
|---|---|---|---|---|---|---|
| PT (seconds) | | | | | | |
| WEEK 12 | MEAN | 17.6 | 18.4 | 17.5 | 17.2 | 17.7 |
| | % DIFFERENCE | | 4.5 | -0.6 | -2.3 | 0.6 |
| | S.D. | 0.54 | 1.67 | 0.56 | 0.42 | 1.24 |
| | S.E. | 0.17 | 0.53 | 0.18 | 0.14 | 0.47 |
| | N | 10 | 10 | 10 | 9 | 7 |
| APTT (seconds) | | | | | | |
| WEEK 12 | MEAN | 17.0 | 17.0 | 17.1 | 16.0 | 13.3b |
| | % DIFFERENCE | | 0.0 | 0.6 | -5.9 | -21.8 |
| | S.D. | 0.85 | 2.21 | 3.06 | 2.01 | 1.74 |
| | S.E. | 0.27 | 0.70 | 0.97 | 0.67 | 0.66 |
| | N | 10 | 10 | 10 | 9 | 7 |
| RETIC (%) | | | | | | |
| WEEK 12 | MEAN | 1.8 | 1.9 | 2.2 | 2.5 | 3.5b |
| | % DIFFERENCE | | 5.6 | 22.2 | 38.9 | 94.4 |
| | S.D. | 0.42 | 0.46 | 0.35 | 0.67 | 1.16 |
| | S.E. | 0.13 | 0.15 | 0.11 | 0.22 | 0.44 |
| | N | 10 | 10 | 10 | 9 | 7 |
| RETIC ABSOLUTE (thous/uL) | | | | | | |
| WEEK 12 | MEAN | 167.3 | 169.2 | 195.2 | 211.1 | 269.0b |
| | % DIFFERENCE | | 1.1 | 16.7 | 26.2 | 60.8 |
| | S.D. | 38.54 | 35.07 | 35.87 | 66.68 | 89.71 |
| | S.E. | 12.19 | 11.09 | 11.34 | 22.23 | 33.91 |
| | N | 10 | 10 | 10 | 9 | 7 |

thous/uL = THOUSANDS/MICROLITER, mil/uL = MILLIONS/MICROLITER, fL = FEMTOLITERS, pg = PICOGRAMS, g/dL = GRAMS/DECILITER

For statistical analyses, control group 2 was compared to groups 3, 4 and 5; control group 1 was compared to group 2.
b = Significantly different from control group 2 at 0.01 using Dunnett's test

TABLE S10

PROJECT NO.:WIL-402023 A 90-DAY DERMAL STUDY UTILIZING CLARIFIED OILS IN RATS 

SPONSOR:AMERICAN PETROLEUM SUMMARY OF HEMATOLOGY VALUES

| | | FEMALES | | | | |
|---|---|---|---|---|---|---|
| ANALYSIS | GROUP: | UNTREATED | 0 MG/KG/DAY | 5 MG/KG/DAY | 25 MG/KG/DAY | 50 MG/KG/DAY |
| NEU (%) | | | | | | |
| WEEK 12 | MEAN | 13.2 | 13.4 | 12.4 | 17.1 | 13.4 |
| | % DIFFERENCE | | 1.5 | -6.1 | 29.5 | 1.5 |
| | S.D. | 4.07 | 4.53 | 5.10 | 6.96 | 3.10 |
| | S.E. | 1.29 | 1.43 | 1.61 | 2.32 | 1.17 |
| | N | 10 | 10 | 10 | 9 | 7 |
| LYMPH (%) | | | | | | |
| WEEK 12 | MEAN | 83.0 | 82.8 | 83.6 | 78.7 | 83.0 |
| | % DIFFERENCE | | -0.2 | 0.7 | -5.2 | 0.0 |
| | S.D. | 3.90 | 4.13 | 6.22 | 7.10 | 3.51 |
| | S.E. | 1.23 | 1.31 | 1.97 | 2.37 | 1.33 |
| | N | 10 | 10 | 10 | 9 | 7 |
| MONO (%) | | | | | | |
| WEEK 12 | MEAN | 1.7 | 1.8 | 1.7 | 2.4 | 2.1 |
| | % DIFFERENCE | | 5.9 | 0.0 | 41.2 | 23.5 |
| | S.D. | 0.33 | 0.74 | 0.58 | 0.88 | 0.82 |
| | S.E. | 0.10 | 0.23 | 0.18 | 0.29 | 0.31 |
| | N | 10 | 10 | 10 | 9 | 7 |
| EOS (%) | | | | | | |
| WEEK 12 | MEAN | 0.9 | 0.8 | 0.6 | 0.3b | 0.3b |
| | % DIFFERENCE | | -11.1 | -33.3 | -66.7 | -66.7 |
| | S.D. | 0.32 | 0.38 | 0.15 | 0.11 | 0.14 |
| | S.E. | 0.10 | 0.12 | 0.05 | 0.04 | 0.05 |
| | N | 10 | 10 | 10 | 9 | 7 |

thous/uL = THOUSANDS/MICROLITER, mil/uL = MILLIONS/MICROLITER, fL = FEMTOLITERS, pg = PICOGRAMS, g/dL = GRAMS/DECILITER

For statistical analyses, control group 2 was compared to groups 3, 4 and 5; control group 1 was compared to group 2.
b = Significantly different from control group 2 at 0.01 using Dunnett's test

TABLE S10
SUMMARY OF HEMATOLOGY VALUES

| ANALYSIS GROUP: | | FEMALES UNTREATED | 0 MG/KG/DAY | 5 MG/KG/DAY | 25 MG/KG/DAY | 50 MG/KG/DAY |
|---|---|---|---|---|---|---|
| BASO (%) | | | | | | |
| WEEK 12 | MEAN | 0.7 | 0.6 | 1.0 | 0.5 | 0.5 |
| | % DIFFERENCE | | -14.3 | 42.9 | -28.6 | -28.6 |
| | S.D. | 0.20 | 0.30 | 0.58 | 0.19 | 0.20 |
| | S.E. | 0.06 | 0.09 | 0.18 | 0.06 | 0.07 |
| | N | 10 | 10 | 10 | 9 | 7 |
| LUC (%) | | | | | | |
| WEEK 12 | MEAN | 0.7 | 0.6 | 0.7 | 0.9 | 0.8 |
| | % DIFFERENCE | | -14.3 | 0.0 | 28.6 | 14.3 |
| | S.D. | 0.23 | 0.29 | 0.37 | 0.36 | 0.15 |
| | S.E. | 0.07 | 0.09 | 0.12 | 0.12 | 0.06 |
| | N | 10 | 10 | 10 | 9 | 7 |
| NEU ABSOLUTE (thous/uL) | | | | | | |
| WEEK 12 | MEAN | 1.03 | 1.20 | 0.89 | 1.55 | 0.93 |
| | % DIFFERENCE | | 16.5 | -13.6 | 50.5 | -9.7 |
| | S.D. | 0.552 | 0.364 | 0.406 | 0.707 | 0.255 |
| | S.E. | 0.175 | 0.115 | 0.129 | 0.236 | 0.096 |
| | N | 10 | 10 | 10 | 9 | 7 |
| LYMPH ABSOLUTE (thous/uL) | | | | | | |
| WEEK 12 | MEAN | 6.30 | 7.67 | 5.98 | 7.29 | 5.77 |
| | % DIFFERENCE | | 21.7 | -5.1 | 15.7 | -8.4 |
| | S.D. | 1.966 | 2.063 | 1.417 | 2.316 | 1.218 |
| | S.E. | 0.622 | 0.652 | 0.448 | 0.772 | 0.460 |
| | N | 10 | 10 | 10 | 9 | 7 |

thous/uL = THOUSANDS/MICROLITER, mil/uL = MILLIONS/MICROLITER, fL = FEMTOLITERS, pg = PICOGRAMS, g/dL = GRAMS/DECILITER

For statistical analyses, control group 2 was compared to groups 3, 4 and 5; control group 1 was compared to group 2.
None significantly different from control group

TABLE S10
SUMMARY OF HEMATOLOGY VALUES

| ANALYSIS GROUP: | | FEMALES UNTREATED | 0 MG/KG/DAY | 5 MG/KG/DAY | 25 MG/KG/DAY | 50 MG/KG/DAY |
|---|---|---|---|---|---|---|
| MONO ABSOLUTE (thous/uL) | | | | | | |
| WEEK 12 | MEAN | 0.13 | 0.16 | 0.12 | 0.21 | 0.14 |
| | % DIFFERENCE | | 23.1 | -7.7 | 61.5 | 7.7 |
| | S.D. | 0.045 | 0.081 | 0.049 | 0.059 | 0.051 |
| | S.E. | 0.014 | 0.026 | 0.016 | 0.020 | 0.019 |
| | N | 10 | 10 | 10 | 9 | 7 |
| EOS ABSOLUTE (thous/uL) | | | | | | |
| WEEK 12 | MEAN | 0.06 | 0.07 | 0.04a | 0.03b | 0.02b |
| | % DIFFERENCE | | 16.7 | -33.3 | -50.0 | -66.7 |
| | S.D. | 0.023 | 0.038 | 0.017 | 0.007 | 0.011 |
| | S.E. | 0.007 | 0.012 | 0.005 | 0.002 | 0.004 |
| | N | 10 | 10 | 10 | 9 | 7 |
| BASO ABSOLUTE (thous/uL) | | | | | | |
| WEEK 12 | MEAN | 0.05 | 0.06 | 0.08 | 0.05 | 0.03 |
| | % DIFFERENCE | | 20.0 | 60.0 | 0.0 | -40.0 |
| | S.D. | 0.029 | 0.040 | 0.055 | 0.020 | 0.016 |
| | S.E. | 0.009 | 0.013 | 0.017 | 0.007 | 0.006 |
| | N | 10 | 10 | 10 | 9 | 7 |
| LUC ABSOLUTE (thous/uL) | | | | | | |
| WEEK 12 | MEAN | 0.05 | 0.06 | 0.05 | 0.08 | 0.05 |
| | % DIFFERENCE | | 20.0 | 0.0 | 60.0 | 0.0 |
| | S.D. | 0.022 | 0.039 | 0.029 | 0.025 | 0.016 |
| | S.E. | 0.007 | 0.012 | 0.009 | 0.008 | 0.006 |
| | N | 10 | 10 | 10 | 9 | 7 |

thous/uL = THOUSANDS/MICROLITER, mil/uL = MILLIONS/MICROLITER, fL = FEMTOLITERS, pg = PICOGRAMS, g/dL = GRAMS/DECILITER

For statistical analyses, control group 2 was compared to groups 3, 4 and 5; control group 1 was compared to group 2.
a = Significantly different from control group 2 at 0.05 using Dunnett's test
b = Significantly different from control group 2 at 0.01 using Dunnett's test

TABLE S10
SUMMARY OF HEMATOLOGY VALUES

| ANALYSIS | GROUP: | UNTREATED | 0 MG/KG/DAY | 5 MG/KG/DAY | 25 MG/KG/DAY | 50 MG/KG/DAY |
|---|---|---|---|---|---|---|
| | | | FEMALES | | | |
| RDW (%) | | | | | | |
| WEEK 12 | MEAN | 10.8 | 11.0 | 11.5 | 13.0b | 14.4b |
| | % DIFFERENCE | | 1.9 | 6.5 | 20.4 | 33.3 |
| | S.D. | 0.34 | 0.39 | 0.28 | 0.59 | 1.81 |
| | S.E. | 0.11 | 0.12 | 0.09 | 0.20 | 0.68 |
| | N | 10 | 10 | 10 | 9 | 7 |
| HDW (g/dL) | | | | | | |
| WEEK 12 | MEAN | 1.94 | 1.92 | 2.10 | 2.44b | 2.68b |
| | % DIFFERENCE | | -1.0 | 8.2 | 25.8 | 38.1 |
| | S.D. | 0.065 | 0.089 | 0.122 | 0.074 | 0.355 |
| | S.E. | 0.021 | 0.028 | 0.039 | 0.025 | 0.134 |
| | N | 10 | 10 | 10 | 9 | 7 |

thous/uL = THOUSANDS/MICROLITER, mil/uL = MILLIONS/MICROLITER, fL = FEMTOLITERS, pg = PICOGRAMS, g/dL = GRAMS/DECILITER

For statistical analyses, control group 2 was compared to groups 3, 4 and 5; control group 1 was compared to group 2.
b = Significantly different from control group 2 at 0.01 using Dunnett's test

PCPSv5.31
10/12/2011
R:11/04/2011

TABLE S11

PROJECT NO.:WIL-402023 A 90-DAY DERMAL STUDY UTILIZING CLARIFIED OILS IN RATS 

SPONSOR:AMERICAN PETROLEUM SUMMARY OF SERUM CHEMISTRY VALUES

| | | MALES | | | | |
|---|---|---|---|---|---|---|
| ANALYSIS | GROUP: | UNTREATED | 0 MG/KG/DAY | 5 MG/KG/DAY | 25 MG/KG/DAY | 50 MG/KG/DAY |
| ALBUMIN (g/dL) | | | | | | |
| WEEK 12 | MEAN | 4.2 | 4.4 | 4.4 | 4.3 | 4.5 |
| | % DIFFERENCE | | 4.8 | 4.8 | 2.4 | 7.1 |
| | S.D. | 0.27 | 0.21 | 0.21 | 0.28 | 0.19 |
| | S.E. | 0.08 | 0.07 | 0.07 | 0.09 | 0.09 |
| | N | 10 | 10 | 10 | 10 | 5 |
| TOTAL PROTEIN (g/dL) | | | | | | |
| WEEK 12 | MEAN | 6.9 | 7.2 | 7.1 | 6.8 | 7.1 |
| | % DIFFERENCE | | 4.3 | 2.9 | -1.4 | 2.9 |
| | S.D. | 0.42 | 0.48 | 0.34 | 0.24 | 0.46 |
| | S.E. | 0.13 | 0.15 | 0.11 | 0.07 | 0.21 |
| | N | 10 | 10 | 10 | 10 | 5 |
| GLOBULIN (g/dL) | | | | | | |
| WEEK 12 | MEAN | 2.8 | 2.8 | 2.7 | 2.5 | 2.6 |
| | % DIFFERENCE | | 0.0 | -3.6 | -10.7 | -7.1 |
| | S.D. | 0.30 | 0.35 | 0.23 | 0.22 | 0.28 |
| | S.E. | 0.09 | 0.11 | 0.07 | 0.07 | 0.12 |
| | N | 10 | 10 | 10 | 10 | 5 |
| A/G RATIO | | | | | | |
| WEEK 12 | MEAN | 1.54 | 1.58 | 1.63 | 1.72 | 1.73 |
| | % DIFFERENCE | | 2.6 | 5.8 | 11.7 | 12.3 |
| | S.D. | 0.179 | 0.175 | 0.170 | 0.233 | 0.164 |
| | S.E. | 0.057 | 0.055 | 0.054 | 0.074 | 0.073 |
| | N | 10 | 10 | 10 | 10 | 5 |

mg/dL = MILLIGRAMS/DECILITER, U/L = INTERNATIONAL UNIT/LITER, g/dL = GRAMS/DECILITER, mEq/L = MILLIEQUIVALENTS/LITER

For statistical analyses, control group 2 was compared to groups 3, 4 and 5; control group 1 was compared to group 2.
None significantly different from control group

TABLE S11

PROJECT NO.:WIL-402023 A 90-DAY DERMAL STUDY UTILIZING CLARIFIED OILS IN RATS 

SPONSOR:AMERICAN PETROLEUM SUMMARY OF SERUM CHEMISTRY VALUES

| ANALYSIS GROUP: | | MALES UNTREATED | 0 MG/KG/DAY | 5 MG/KG/DAY | 25 MG/KG/DAY | 50 MG/KG/DAY |
|---|---|---|---|---|---|---|
| TOTAL BILI (mg/dL) | | | | | | |
| WEEK 12 | MEAN | 0.06 | 0.05 | 0.06 | 0.04 | 0.12 |
| | % DIFFERENCE | | -16.7 | 0.0 | -33.3 | 100.0 |
| | S.D. | 0.029 | 0.020 | 0.026 | 0.023 | 0.177 |
| | S.E. | 0.009 | 0.006 | 0.008 | 0.007 | 0.079 |
| | N | 10 | 10 | 10 | 10 | 5 |
| UREA NITROGEN (mg/dL) | | | | | | |
| WEEK 12 | MEAN | 15.3 | 15.3 | 17.2 | 20.2 | 24.7a |
| | % DIFFERENCE | | 0.0 | 12.4 | 32.0 | 61.4 |
| | S.D. | 1.58 | 1.64 | 1.84 | 2.56 | 14.37 |
| | S.E. | 0.50 | 0.52 | 0.58 | 0.81 | 6.43 |
| | N | 10 | 10 | 10 | 10 | 5 |
| CREATININE (mg/dL) | | | | | | |
| WEEK 12 | MEAN | 0.3 | 0.3 | 0.3 | 0.3 | 0.3 |
| | % DIFFERENCE | | 0.0 | 0.0 | 0.0 | 0.0 |
| | S.D. | 0.07 | 0.05 | 0.03 | 0.07 | 0.04 |
| | S.E. | 0.02 | 0.02 | 0.01 | 0.02 | 0.02 |
| | N | 10 | 10 | 10 | 10 | 5 |
| ALP (U/L) | | | | | | |
| WEEK 12 | MEAN | 96. | 88. | 82. | 97. | 88. |
| | % DIFFERENCE | | -8.3 | -14.6 | 1.0 | -8.3 |
| | S.D. | 39.2 | 25.1 | 17.3 | 21.2 | 11.9 |
| | S.E. | 12.4 | 7.9 | 5.5 | 6.7 | 5.3 |
| | N | 10 | 10 | 10 | 10 | 5 |

mg/dL = MILLIGRAMS/DECILITER, U/L = INTERNATIONAL UNIT/LITER, g/dL = GRAMS/DECILITER, mEq/L = MILLIEQUIVALENTS/LITER

For statistical analyses, control group 2 was compared to groups 3, 4 and 5; control group 1 was compared to group 2.
a = Significantly different from control group 2 at 0.05 using Dunnett's test

TABLE S11

PROJECT NO.:WIL-402023 A 90-DAY DERMAL STUDY UTILIZING CLARIFIED OILS IN RATS 

SPONSOR:AMERICAN PETROLEUM SUMMARY OF SERUM CHEMISTRY VALUES

| ANALYSIS | GROUP: | UNTREATED | 0 MG/KG/DAY | 5 MG/KG/DAY | 25 MG/KG/DAY | 50 MG/KG/DAY |
|---|---|---|---|---|---|---|
| | | MALES | | | | |
| ALT (U/L) | | | | | | |
| WEEK 12 | MEAN | 49. | 65. | 53. | 40. | 375. |
| | % DIFFERENCE | | 32.7 | 8.2 | -18.4 | 665.3 |
| | S.D. | 7.6 | 44.1 | 11.7 | 8.0 | 754.6 |
| | S.E. | 2.4 | 13.9 | 3.7 | 2.5 | 337.5 |
| | N | 10 | 10 | 10 | 10 | 5 |
| AST (U/L) | | | | | | |
| WEEK 12 | MEAN | 107. | 131. | 121. | 120. | 361. |
| | % DIFFERENCE | | 22.4 | 13.1 | 12.1 | 237.4 |
| | S.D. | 22.5 | 68.6 | 20.8 | 19.7 | 540.7 |
| | S.E. | 7.1 | 21.7 | 6.6 | 6.2 | 241.8 |
| | N | 10 | 10 | 10 | 10 | 5 |
| GGT (U/L) | | | | | | |
| WEEK 12 | MEAN | 0.3 | 0.5 | 0.8 | 0.8 | 2.0b |
| | % DIFFERENCE | | 66.7 | 166.7 | 166.7 | 566.7 |
| | S.D. | 0.21 | 0.49 | 0.64 | 0.50 | 1.39 |
| | S.E. | 0.07 | 0.15 | 0.20 | 0.16 | 0.62 |
| | N | 10 | 10 | 10 | 10 | 5 |
| GLUCOSE (mg/dL) | | | | | | |
| WEEK 12 | MEAN | 166. | 165. | 164. | 162. | 130. |
| | % DIFFERENCE | | -0.6 | -1.2 | -2.4 | -21.7 |
| | S.D. | 24.5 | 36.9 | 22.1 | 20.0 | 18.8 |
| | S.E. | 7.7 | 11.7 | 7.0 | 6.3 | 8.4 |
| | N | 10 | 10 | 10 | 10 | 5 |

mg/dL = MILLIGRAMS/DECILITER, U/L = INTERNATIONAL UNIT/LITER, g/dL = GRAMS/DECILITER, mEq/L = MILLIEQUIVALENTS/LITER

For statistical analyses, control group 2 was compared to groups 3, 4 and 5; control group 1 was compared to group 2.
b = Significantly different from control group 2 at 0.01 using Dunnett's test

TABLE S11

PROJECT NO.:WIL-402023 A 90-DAY DERMAL STUDY UTILIZING CLARIFIED OILS IN RATS 

SPONSOR:AMERICAN PETROLEUM SUMMARY OF SERUM CHEMISTRY VALUES

| | | MALES | | | | |
|---|---|---|---|---|---|---|
| ANALYSIS | GROUP: | UNTREATED | 0 MG/KG/DAY | 5 MG/KG/DAY | 25 MG/KG/DAY | 50 MG/KG/DAY |
| CHOLESTEROL (mg/dL) | | | | | | |
| WEEK 12 | MEAN | 54. | 60. | 56. | 77. | 94.b |
| | % DIFFERENCE | | 11.1 | 3.7 | 42.6 | 74.1 |
| | S.D. | 8.6 | 9.9 | 9.8 | 21.5 | 25.6 |
| | S.E. | 2.7 | 3.1 | 3.1 | 6.8 | 11.4 |
| | N | 10 | 10 | 10 | 10 | 5 |
| CALCIUM (mg/dL) | | | | | | |
| WEEK 12 | MEAN | 12.7 | 13.1 | 12.8 | 12.5 | 12.3 |
| | % DIFFERENCE | | 3.1 | 0.8 | -1.6 | -3.1 |
| | S.D. | 1.02 | 1.89 | 1.39 | 1.04 | 1.28 |
| | S.E. | 0.32 | 0.60 | 0.44 | 0.33 | 0.57 |
| | N | 10 | 10 | 10 | 10 | 5 |
| CHLORIDE (mEq/L) | | | | | | |
| WEEK 12 | MEAN | 104. | 105. | 105. | 106. | 107. |
| | % DIFFERENCE | | 1.0 | 1.0 | 1.9 | 2.9 |
| | S.D. | 1.5 | 1.2 | 1.5 | 1.4 | 3.6 |
| | S.E. | 0.5 | 0.4 | 0.5 | 0.4 | 1.6 |
| | N | 10 | 10 | 10 | 10 | 5 |
| PHOSPHORUS (mg/dL) | | | | | | |
| WEEK 12 | MEAN | 11.5 | 11.8 | 12.0 | 10.4 | 9.8 |
| | % DIFFERENCE | | 2.6 | 4.3 | -9.6 | -14.8 |
| | S.D. | 1.81 | 2.78 | 3.02 | 1.41 | 1.25 |
| | S.E. | 0.57 | 0.88 | 0.95 | 0.45 | 0.56 |
| | N | 10 | 10 | 10 | 10 | 5 |

mg/dL = MILLIGRAMS/DECILITER, U/L = INTERNATIONAL UNIT/LITER, g/dL = GRAMS/DECILITER, mEq/L = MILLIEQUIVALENTS/LITER

For statistical analyses, control group 2 was compared to groups 3, 4 and 5; control group 1 was compared to group 2.
b = Significantly different from control group 2 at 0.01 using Dunnett's test

TABLE S11
A 90-DAY DERMAL STUDY UTILIZING CLARIFIED OILS IN RATS
SUMMARY OF SERUM CHEMISTRY VALUES

MALES

| ANALYSIS GROUP: | | UNTREATED | 0 MG/KG/DAY | 5 MG/KG/DAY | 25 MG/KG/DAY | 50 MG/KG/DAY |
|---|---|---|---|---|---|---|
| POTASSIUM (mEq/L) | | | | | | |
| WEEK 12 | MEAN | 7.31 | 7.41 | 7.36 | 7.09 | 7.00 |
| | % DIFFERENCE | | 1.4 | 0.7 | -3.0 | -4.2 |
| | S.D. | 1.257 | 2.035 | 1.542 | 1.248 | 1.088 |
| | S.E. | 0.397 | 0.644 | 0.487 | 0.395 | 0.486 |
| | N | 10 | 10 | 10 | 10 | 5 |
| SODIUM (mEq/L) | | | | | | |
| WEEK 12 | MEAN | 151. | 153. | 153. | 151. | 151. |
| | % DIFFERENCE | | 1.3 | 1.3 | 0.0 | 0.0 |
| | S.D. | 2.2 | 4.0 | 3.8 | 2.6 | 3.0 |
| | S.E. | 0.7 | 1.3 | 1.2 | 0.8 | 1.3 |
| | N | 10 | 10 | 10 | 10 | 5 |
| TRIGLYCERIDE (mg/dL) | | | | | | |
| WEEK 12 | MEAN | 22. | 21. | 22. | 20. | 46. |
| | % DIFFERENCE | | -4.5 | 0.0 | -9.1 | 109.1 |
| | S.D. | 5.2 | 3.7 | 5.9 | 9.5 | 62.8 |
| | S.E. | 1.6 | 1.2 | 1.9 | 3.0 | 28.1 |
| | N | 10 | 10 | 10 | 10 | 5 |
| SDH (U/L) | | | | | | |
| WEEK 12 | MEAN | 11. | 15. | 16. | 17. | 168. |
| | % DIFFERENCE | | 36.4 | 45.5 | 54.5 | 1427.3 |
| | S.D. | 2.5 | 5.9 | 3.5 | 6.9 | 336.3 |
| | S.E. | 0.8 | 1.9 | 1.1 | 2.2 | 150.4 |
| | N | 10 | 10 | 10 | 10 | 5 |

mg/dL = MILLIGRAMS/DECILITER, U/L = INTERNATIONAL UNIT/LITER, g/dL = GRAMS/DECILITER, mEq/L = MILLIEQUIVALENTS/LITER

For statistical analyses, control group 2 was compared to groups 3, 4 and 5; control group 1 was compared to group 2.
None significantly different from control group

TABLE S11

PROJECT NO.:WIL-402023 A 90-DAY DERMAL STUDY UTILIZING CLARIFIED OILS IN RATS 

SPONSOR:AMERICAN PETROLEUM SUMMARY OF SERUM CHEMISTRY VALUES

| | | FEMALES | | | | |
|---|---|---|---|---|---|---|
| ANALYSIS | GROUP: | UNTREATED | 0 MG/KG/DAY | 5 MG/KG/DAY | 25 MG/KG/DAY | 50 MG/KG/DAY |
| ALBUMIN (g/dL) | | | | | | |
| WEEK 12 | MEAN | 5.0 | 5.3 | 5.1 | 5.4 | 5.5 |
| | % DIFFERENCE | | 6.0 | 2.0 | 8.0 | 10.0 |
| | S.D. | 0.50 | 0.30 | 0.62 | 0.60 | 0.36 |
| | S.E. | 0.16 | 0.09 | 0.20 | 0.20 | 0.14 |
| | N | 10 | 10 | 10 | 9 | 7 |
| TOTAL PROTEIN (g/dL) | | | | | | |
| WEEK 12 | MEAN | 7.6 | 8.0 | 7.8 | 8.2 | 8.4 |
| | % DIFFERENCE | | 5.3 | 2.6 | 7.9 | 10.5 |
| | S.D. | 0.51 | 0.47 | 0.82 | 0.56 | 0.47 |
| | S.E. | 0.16 | 0.15 | 0.26 | 0.19 | 0.18 |
| | N | 10 | 10 | 10 | 9 | 7 |
| GLOBULIN (g/dL) | | | | | | |
| WEEK 12 | MEAN | 2.6 | 2.8 | 2.7 | 2.8 | 2.9 |
| | % DIFFERENCE | | 7.7 | 3.8 | 7.7 | 11.5 |
| | S.D. | 0.21 | 0.31 | 0.42 | 0.44 | 0.59 |
| | S.E. | 0.07 | 0.10 | 0.13 | 0.15 | 0.22 |
| | N | 10 | 10 | 10 | 9 | 7 |
| A/G RATIO | | | | | | |
| WEEK 12 | MEAN | 1.96 | 1.93 | 1.92 | 2.01 | 1.94 |
| | % DIFFERENCE | | -1.5 | -2.0 | 2.6 | -1.0 |
| | S.D. | 0.250 | 0.239 | 0.319 | 0.433 | 0.480 |
| | S.E. | 0.079 | 0.076 | 0.101 | 0.144 | 0.181 |
| | N | 10 | 10 | 10 | 9 | 7 |

mg/dL = MILLIGRAMS/DECILITER, U/L = INTERNATIONAL UNIT/LITER, g/dL = GRAMS/DECILITER, mEq/L = MILLIEQUIVALENTS/LITER

For statistical analyses, control group 2 was compared to groups 3, 4 and 5; control group 1 was compared to group 2.
None significantly different from control group

TABLE S11

PROJECT NO.:WIL-402023 A 90-DAY DERMAL STUDY UTILIZING CLARIFIED OILS IN RATS 

SPONSOR:AMERICAN PETROLEUM SUMMARY OF SERUM CHEMISTRY VALUES

| | | FEMALES | | | | |
|---|---|---|---|---|---|---|
| ANALYSIS | GROUP: | UNTREATED | 0 MG/KG/DAY | 5 MG/KG/DAY | 25 MG/KG/DAY | 50 MG/KG/DAY |
| TOTAL BILI (mg/dL) | | | | | | |
| WEEK 12 | MEAN | 0.10 | 0.14 | 0.09 | 0.10 | 0.12 |
| | % DIFFERENCE | | 40.0 | -10.0 | 0.0 | 20.0 |
| | S.D. | 0.031 | 0.084 | 0.028 | 0.029 | 0.023 |
| | S.E. | 0.010 | 0.027 | 0.009 | 0.010 | 0.009 |
| | N | 10 | 10 | 10 | 9 | 7 |
| UREA NITROGEN (mg/dL) | | | | | | |
| WEEK 12 | MEAN | 16.1 | 16.6 | 17.0 | 18.8 | 19.6 |
| | % DIFFERENCE | | 3.1 | 5.6 | 16.8 | 21.7 |
| | S.D. | 2.58 | 2.92 | 2.53 | 2.04 | 3.96 |
| | S.E. | 0.82 | 0.92 | 0.80 | 0.68 | 1.50 |
| | N | 10 | 10 | 10 | 9 | 7 |
| CREATININE (mg/dL) | | | | | | |
| WEEK 12 | MEAN | 0.3 | 0.3 | 0.3 | 0.3 | 0.3 |
| | % DIFFERENCE | | 0.0 | 0.0 | 0.0 | 0.0 |
| | S.D. | 0.05 | 0.06 | 0.08 | 0.05 | 0.05 |
| | S.E. | 0.02 | 0.02 | 0.03 | 0.02 | 0.02 |
| | N | 10 | 10 | 10 | 9 | 7 |
| ALP (U/L) | | | | | | |
| WEEK 12 | MEAN | 61. | 55. | 76.a | 75. | 82.a |
| | % DIFFERENCE | | -9.8 | 24.6 | 23.0 | 34.4 |
| | S.D. | 18.3 | 12.3 | 18.4 | 21.3 | 25.7 |
| | S.E. | 5.8 | 3.9 | 5.8 | 7.1 | 9.7 |
| | N | 10 | 10 | 10 | 9 | 7 |

mg/dL = MILLIGRAMS/DECILITER, U/L = INTERNATIONAL UNIT/LITER, g/dL = GRAMS/DECILITER, mEq/L = MILLIEQUIVALENTS/LITER

For statistical analyses, control group 2 was compared to groups 3, 4 and 5; control group 1 was compared to group 2.
a = Significantly different from control group 2 at 0.05 using Dunnett's test

TABLE S11
SUMMARY OF SERUM CHEMISTRY VALUES

| ANALYSIS GROUP: | | FEMALES UNTREATED | 0 MG/KG/DAY | 5 MG/KG/DAY | 25 MG/KG/DAY | 50 MG/KG/DAY |
|---|---|---|---|---|---|---|
| ALT (U/L) | | | | | | |
| WEEK 12 | MEAN | 60. | 76. | 51. | 58. | 40. |
| | % DIFFERENCE | | 26.7 | -15.0 | -3.3 | -33.3 |
| | S.D. | 29.7 | 41.4 | 14.8 | 29.9 | 14.0 |
| | S.E. | 9.4 | 13.1 | 4.7 | 10.0 | 5.3 |
| | N | 10 | 10 | 10 | 9 | 7 |
| AST (U/L) | | | | | | |
| WEEK 12 | MEAN | 111. | 145. | 108. | 135. | 127. |
| | % DIFFERENCE | | 30.6 | -2.7 | 21.6 | 14.4 |
| | S.D. | 35.2 | 54.2 | 24.4 | 43.8 | 23.8 |
| | S.E. | 11.1 | 17.1 | 7.7 | 14.6 | 9.0 |
| | N | 10 | 10 | 10 | 9 | 7 |
| GGT (U/L) | | | | | | |
| WEEK 12 | MEAN | 0.7 | 0.9 | 1.0 | 1.0 | 0.9 |
| | % DIFFERENCE | | 28.6 | 42.9 | 42.9 | 28.6 |
| | S.D. | 0.67 | 0.65 | 0.62 | 1.02 | 0.66 |
| | S.E. | 0.21 | 0.21 | 0.20 | 0.34 | 0.25 |
| | N | 10 | 10 | 10 | 9 | 7 |
| GLUCOSE (mg/dL) | | | | | | |
| WEEK 12 | MEAN | 127. | 130. | 134. | 147. | 146. |
| | % DIFFERENCE | | 2.4 | 5.5 | 15.7 | 15.0 |
| | S.D. | 25.2 | 14.6 | 17.9 | 18.8 | 15.1 |
| | S.E. | 8.0 | 4.6 | 5.7 | 6.3 | 5.7 |
| | N | 10 | 10 | 10 | 9 | 7 |

mg/dL = MILLIGRAMS/DECILITER, U/L = INTERNATIONAL UNIT/LITER, g/dL = GRAMS/DECILITER, mEq/L = MILLIEQUIVALENTS/LITER

For statistical analyses, control group 2 was compared to groups 3, 4 and 5; control group 1 was compared to group 2.
None significantly different from control group

TABLE S11

PROJECT NO.:WIL-402023 A 90-DAY DERMAL STUDY UTILIZING CLARIFIED OILS IN RATS 

SPONSOR:AMERICAN PETROLEUM SUMMARY OF SERUM CHEMISTRY VALUES

| | | FEMALES | | | | |
|---|---|---|---|---|---|---|
| ANALYSIS | GROUP: | UNTREATED | 0 MG/KG/DAY | 5 MG/KG/DAY | 25 MG/KG/DAY | 50 MG/KG/DAY |
| CHOLESTEROL (mg/dL) | | | | | | |
| WEEK 12 | MEAN | 72. | 78. | 88. | 135.b | 147.b |
| | % DIFFERENCE | | 8.3 | 22.2 | 87.5 | 104.2 |
| | S.D. | 19.9 | 13.3 | 14.4 | 36.2 | 48.1 |
| | S.E. | 6.3 | 4.2 | 4.6 | 12.1 | 18.2 |
| | N | 10 | 10 | 10 | 9 | 7 |
| CALCIUM (mg/dL) | | | | | | |
| WEEK 12 | MEAN | 12.8 | 13.5 | 13.2 | 13.6 | 13.4 |
| | % DIFFERENCE | | 5.5 | 3.1 | 6.3 | 4.7 |
| | S.D. | 0.83 | 1.20 | 1.39 | 1.54 | 1.51 |
| | S.E. | 0.26 | 0.38 | 0.44 | 0.51 | 0.57 |
| | N | 10 | 10 | 10 | 9 | 7 |
| CHLORIDE (mEq/L) | | | | | | |
| WEEK 12 | MEAN | 104. | 104. | 104. | 103. | 104. |
| | % DIFFERENCE | | 0.0 | 0.0 | -1.0 | 0.0 |
| | S.D. | 1.5 | 1.5 | 2.3 | 1.1 | 1.7 |
| | S.E. | 0.5 | 0.5 | 0.7 | 0.4 | 0.7 |
| | N | 10 | 10 | 10 | 9 | 7 |
| PHOSPHORUS (mg/dL) | | | | | | |
| WEEK 12 | MEAN | 10.2 | 11.8c | 11.1 | 10.6 | 10.1 |
| | % DIFFERENCE | | 15.7 | 8.8 | 3.9 | -1.0 |
| | S.D. | 0.96 | 1.80 | 2.06 | 1.80 | 1.82 |
| | S.E. | 0.30 | 0.57 | 0.65 | 0.60 | 0.69 |
| | N | 10 | 10 | 10 | 9 | 7 |

mg/dL = MILLIGRAMS/DECILITER, U/L = INTERNATIONAL UNIT/LITER, g/dL = GRAMS/DECILITER, mEq/L = MILLIEQUIVALENTS/LITER

For statistical analyses, control group 2 was compared to groups 3, 4 and 5; control group 1 was compared to group 2.
b = Significantly different from control group 2 at 0.01 using Dunnett's test
c = Significantly different from control group 1 at 0.05 using Student's t-Test

TABLE S11
A 90-DAY DERMAL STUDY UTILIZING CLARIFIED OILS IN RATS
SUMMARY OF SERUM CHEMISTRY VALUES



| ANALYSIS GROUP: | | FEMALES UNTREATED | 0 MG/KG/DAY | 5 MG/KG/DAY | 25 MG/KG/DAY | 50 MG/KG/DAY |
|---|---|---|---|---|---|---|
| POTASSIUM (mEq/L) | | | | | | |
| WEEK 12 | MEAN | 6.85 | 7.45 | 7.46 | 7.59 | 7.10 |
| | % DIFFERENCE | | 8.8 | 8.9 | 10.8 | 3.6 |
| | S.D. | 1.467 | 1.374 | 1.386 | 1.628 | 1.814 |
| | S.E. | 0.464 | 0.435 | 0.438 | 0.543 | 0.686 |
| | N | 10 | 10 | 10 | 9 | 7 |
| SODIUM (mEq/L) | | | | | | |
| WEEK 12 | MEAN | 149. | 152.c | 150. | 149. | 150. |
| | % DIFFERENCE | | 2.0 | 0.7 | 0.0 | 0.7 |
| | S.D. | 2.1 | 1.9 | 3.0 | 3.4 | 4.2 |
| | S.E. | 0.7 | 0.6 | 0.9 | 1.1 | 1.6 |
| | N | 10 | 10 | 10 | 9 | 7 |
| TRIGLYCERIDE (mg/dL) | | | | | | |
| WEEK 12 | MEAN | 34. | 35. | 36. | 30. | 28.a |
| | % DIFFERENCE | | 2.9 | 5.9 | -11.8 | -17.6 |
| | S.D. | 11.2 | 5.7 | 5.5 | 4.9 | 4.1 |
| | S.E. | 3.5 | 1.8 | 1.7 | 1.6 | 1.5 |
| | N | 10 | 10 | 10 | 9 | 7 |
| SDH (U/L) | | | | | | |
| WEEK 12 | MEAN | 12. | 19.c | 16. | 26. | 22. |
| | % DIFFERENCE | | 58.3 | 33.3 | 116.7 | 83.3 |
| | S.D. | 3.5 | 7.2 | 3.9 | 9.5 | 6.1 |
| | S.E. | 1.1 | 2.3 | 1.2 | 3.2 | 2.3 |
| | N | 10 | 10 | 10 | 9 | 7 |

mg/dL = MILLIGRAMS/DECILITER, U/L = INTERNATIONAL UNIT/LITER, g/dL = GRAMS/DECILITER, mEq/L = MILLIEQUIVALENTS/LITER

For statistical analyses, control group 2 was compared to groups 3, 4 and 5; control group 1 was compared to group 2.
a = Significantly different from control group 2 at 0.05 using Dunnett's test
c = Significantly different from control group 1 at 0.05 using Student's t-Test

PCPSv5.31
10/12/2011
R:11/04/2011

TABLE S12 (WEEK -1 PRETEST EXAMINATION)

PROJECT NO.:WIL-402023 — A 90-DAY DERMAL STUDY UTILIZING CLARIFIED OILS IN RATS — PAGE 1

SPONSOR:AMERICAN PETROLEUM — SUMMARY OF OPHTHALMIC EXAMINATION FINDINGS

| | MALE | | | | | FEMALE | | | | |
|---|---|---|---|---|---|---|---|---|---|---|
| GROUP: | 1 | 2 | 3 | 4 | 5 | 1 | 2 | 3 | 4 | 5 |
| NUMBER OF ANIMALS IN DOSE GROUP | 10 | 10 | 10 | 10 | 10 | 10 | 10 | 10 | 10 | 10 |
| NUMBER OF ANIMALS EXAMINED EXAM 1(WEEK -1) | 10 | 10 | 10 | 10 | 10 | 10 | 10 | 10 | 10 | 10 |
| -NO OCULAR LESIONS - BILATERAL | 10 | 8 | 10 | 10 | 10 | 9 | 9 | 9 | 10 | 10 |
| -CORNEAL CRYSTALS - BILATERAL | 0 | 2 | 0 | 0 | 0 | 1 | 1 | 1 | 0 | 0 |

1- UNTREATED 2- 0 MG/KG/DAY 3- 5 MG/KG/DAY 4- 25 MG/KG/DAY 5- 50 MG/KG/DAY

POPSIv4.03
08/15/2011

TABLE S13 (WEEK 12 EXAMINATION)

PROJECT NO.:WIL-402023 A 90-DAY DERMAL STUDY UTILIZING CLARIFIED OILS IN RATS 

SPONSOR:AMERICAN PETROLEUM SUMMARY OF OPHTHALMIC EXAMINATION FINDINGS

| | MALE | | | | | FEMALE | | | | |
|---|---|---|---|---|---|---|---|---|---|---|
| GROUP: | 1 | 2 | 3 | 4 | 5 | 1 | 2 | 3 | 4 | 5 |
| NUMBER OF ANIMALS IN DOSE GROUP | 10 | 10 | 10 | 10 | 10 | 10 | 10 | 10 | 10 | 10 |
| NUMBER OF ANIMALS EXAMINED EXAM 2(WEEK 12) | 10 | 10 | 10 | 10 | 5 | 10 | 10 | 10 | 9 | 7 |
| -NO OCULAR LESIONS - BILATERAL | 6 | 5 | 8 | 9 | 4 | 9 | 9 | 9 | 8 | 7 |
| -CORNEAL CRYSTALS - BILATERAL | 4 | 5 | 2 | 1 | 1 | 1 | 1 | 1 | 1 | 0 |

1- UNTREATED 2- 0 MG/KG/DAY 3- 5 MG/KG/DAY 4- 25 MG/KG/DAY 5- 50 MG/KG/DAY

POPSIv4.03
08/15/2011

TABLE S14 (UNSCHEDULED DEATHS)

PROJECT NO.:WIL-402023 A 90-DAY DERMAL STUDY UTILIZING CLARIFIED OILS IN RATS 

SPONSOR:AMERICAN PETROLEUM SUMMARY OF MACROSCOPIC FINDINGS

FOUND DEAD OR EUTHANIZED MORIBUND OR IN EXTREMIS

| | ----- M A L E ----- | | | | |
|---|---|---|---|---|---|
| GROUP: | 1 | 2 | 3 | 4 | 5 |
| NUMBER OF ANIMALS IN DOSE GROUP | 10 | 10 | 10 | 10 | 10 |
| NUMBER OF ANIMALS EXAMINED | 0 | 0 | 0 | 0 | 5 |
| BRAIN | | | | | |
| -PALE | 0 | 0 | 0 | 0 | 1 |
| CAVITY, THORACIC | | | | | |
| -CONTENTS, RED FLUID | 0 | 0 | 0 | 0 | 1 |
| ILEUM | | | | | |
| -DISTENDED | 0 | 0 | 0 | 0 | 1 |
| KIDNEYS | | | | | |
| -AREA(S), DEPRESSED | 0 | 0 | 0 | 0 | 1 |
| LAC. GLAND EXOR | | | | | |
| -SMALL | 0 | 0 | 0 | 0 | 1 |
| LIVER | | | | | |
| -SWOLLEN | 0 | 0 | 0 | 0 | 1 |
| -ROUGH SURFACE | 0 | 0 | 0 | 0 | 1 |
| LN, AXILLARY | | | | | |
| -ENLARGED | 0 | 0 | 0 | 0 | 1 |
| -DISCOLORATION, DARK RED | 0 | 0 | 0 | 0 | 1 |
| LN, ILIAC | | | | | |
| -ENLARGED | 0 | 0 | 0 | 0 | 1 |

1- UNTREATED 2- 0 MG/KG/DAY 3- 5 MG/KG/DAY 4- 25 MG/KG/DAY 5- 50 MG/KG/DAY

TABLE S14 (UNSCHEDULED DEATHS)
A 90-DAY DERMAL STUDY UTILIZING CLARIFIED OILS IN RATS
SUMMARY OF MACROSCOPIC FINDINGS



FOUND DEAD OR EUTHANIZED MORIBUND OR IN EXTREMIS

| | ----- M A L E ----- | | | | |
|---|---|---|---|---|---|
| GROUP: | 1 | 2 | 3 | 4 | 5 |
| NUMBER OF ANIMALS IN DOSE GROUP | 10 | 10 | 10 | 10 | 10 |
| NUMBER OF ANIMALS EXAMINED | 0 | 0 | 0 | 0 | 5 |
| LN, ILIAC -- CONTINUED | | | | | |
| -DISCOLORATION, DARK RED | 0 | 0 | 0 | 0 | 2 |
| LUNGS | | | | | |
| -PALE | 0 | 0 | 0 | 0 | 3 |
| PANCREAS | | | | | |
| -PALE | 0 | 0 | 0 | 0 | 2 |
| PENIS | | | | | |
| -PROLAPSED | 0 | 0 | 0 | 0 | 1 |
| SEMINAL VESICLES | | | | | |
| -PALE | 0 | 0 | 0 | 0 | 2 |
| -SMALL | 0 | 0 | 0 | 0 | 1 |
| SKIN | | | | | |
| -MATTING, RED | 0 | 0 | 0 | 0 | 1 |
| -EDEMATOUS | 0 | 0 | 0 | 0 | 1 |
| -MATTING, YELLOW | 0 | 0 | 0 | 0 | 1 |
| SKIN, TREATED | | | | | |
| -DISCOLORATION, YELLOW | 0 | 0 | 0 | 0 | 1 |
| THYMUS | | | | | |
| -EDEMATOUS | 0 | 0 | 0 | 0 | 1 |

1- UNTREATED 2- 0 MG/KG/DAY 3- 5 MG/KG/DAY 4- 25 MG/KG/DAY 5- 50 MG/KG/DAY

FOUND DEAD OR EUTHANIZED MORIBUND OR IN EXTREMIS

| | ----- M A L E ----- | | | | |
|---|---|---|---|---|---|
| GROUP: | 1 | 2 | 3 | 4 | 5 |
| NUMBER OF ANIMALS IN DOSE GROUP | 10 | 10 | 10 | 10 | 10 |
| NUMBER OF ANIMALS EXAMINED | 0 | 0 | 0 | 0 | 5 |
| THYMUS -- CONTINUED | | | | | |
| -SMALL | 0 | 0 | 0 | 0 | 3 |

1- UNTREATED 2- 0 MG/KG/DAY 3- 5 MG/KG/DAY 4- 25 MG/KG/DAY 5- 50 MG/KG/DAY

TABLE S14 (UNSCHEDULED DEATHS)
A 90-DAY DERMAL STUDY UTILIZING CLARIFIED OILS IN RATS
SUMMARY OF MACROSCOPIC FINDINGS



FOUND DEAD OR EUTHANIZED MORIBUND OR IN EXTREMIS

| | ----- F E M A L E ----- | | | | |
|---|---|---|---|---|---|
| GROUP: | 1 | 2 | 3 | 4 | 5 |
| NUMBER OF ANIMALS IN DOSE GROUP | 10 | 10 | 10 | 10 | 10 |
| NUMBER OF ANIMALS EXAMINED | 0 | 0 | 0 | 1 | 3 |
| BONE | | | | | |
| -BONE MARROW- THICKENED | 0 | 0 | 0 | 0 | 1 |
| DUODENUM | | | | | |
| -AREA(S), DARK RED | 0 | 0 | 0 | 0 | 1 |
| LIVER | | | | | |
| -ROUGH SURFACE | 0 | 0 | 0 | 0 | 1 |
| -MOTTLED | 0 | 0 | 0 | 0 | 1 |
| -PALE | 0 | 0 | 0 | 0 | 1 |
| LUNGS | | | | | |
| -PALE | 0 | 0 | 0 | 1 | 1 |
| PANCREAS | | | | | |
| -PALE | 0 | 0 | 0 | 0 | 1 |
| SKIN | | | | | |
| -EDEMATOUS | 0 | 0 | 0 | 1 | 0 |
| THYMUS | | | | | |
| -EDEMATOUS | 0 | 0 | 0 | 0 | 1 |
| -SMALL | 0 | 0 | 0 | 0 | 1 |

1- UNTREATED 2- 0 MG/KG/DAY 3- 5 MG/KG/DAY 4- 25 MG/KG/DAY 5- 50 MG/KG/DAY

TABLE S15 (SCHEDULED NECROPSY)

PROJECT NO.:WIL-402023 A 90-DAY DERMAL STUDY UTILIZING CLARIFIED OILS IN RATS 

SPONSOR:AMERICAN PETROLEUM SUMMARY OF MACROSCOPIC FINDINGS

SCHEDULED NECROPSY

| | ----- M A L E ----- | | | | |
|---|---|---|---|---|---|
| GROUP: | 1 | 2 | 3 | 4 | 5 |
| NUMBER OF ANIMALS IN DOSE GROUP | 10 | 10 | 10 | 10 | 10 |
| NUMBER OF ANIMALS EXAMINED WEEK 12 | 10 | 10 | 10 | 10 | 5 |
| EPIDIDYMIDES | | | | | |
| -SMALL | 0 | 1 | 0 | 0 | 0 |
| KIDNEYS | | | | | |
| -AREA(S), DEPRESSED | 0 | 0 | 1 | 0 | 0 |
| LIVER | | | | | |
| -ROUGH SURFACE | 0 | 0 | 0 | 0 | 1 |
| -PALE | 0 | 0 | 0 | 0 | 1 |
| LN, AXILLARY | | | | | |
| -DISCOLORATION, DARK RED | 1 | 0 | 0 | 0 | 1 |
| LN, MANDIBULAR | | | | | |
| -ENLARGED | 1 | 1 | 2 | 0 | 1 |
| -DISCOLORATION, DARK RED | 0 | 0 | 1 | 0 | 0 |
| LN, MEDIASTINAL | | | | | |
| -ENLARGED | 0 | 0 | 0 | 0 | 1 |
| PANCREAS | | | | | |
| -PALE | 0 | 0 | 0 | 0 | 1 |
| -MASS | 0 | 0 | 0 | 1 | 0 |
| SKIN | | | | | |
| -SCABBING | 0 | 3 | 3 | 0 | 1 |

1- UNTREATED 2- 0 MG/KG/DAY 3- 5 MG/KG/DAY 4- 25 MG/KG/DAY 5- 50 MG/KG/DAY

TABLE S15 (SCHEDULED NECROPSY)

PROJECT NO.:WIL-402023 A 90-DAY DERMAL STUDY UTILIZING CLARIFIED OILS IN RATS PAGE 2

SPONSOR:AMERICAN PETROLEUM SUMMARY OF MACROSCOPIC FINDINGS

SCHEDULED NECROPSY

| | ----- M A L E ----- | | | | |
|---|---|---|---|---|---|
| GROUP: | 1 | 2 | 3 | 4 | 5 |
| NUMBER OF ANIMALS IN DOSE GROUP | 10 | 10 | 10 | 10 | 10 |
| NUMBER OF ANIMALS EXAMINED WEEK 12 | 10 | 10 | 10 | 10 | 5 |
| TESTES | | | | | |
| -SMALL | 0 | 1 | 0 | 0 | 0 |
| -SOFT | 0 | 1 | 0 | 0 | 0 |
| THYMUS | | | | | |
| -SMALL | 0 | 0 | 0 | 1 | 2 |
| -AREA(S), DARK RED | 0 | 0 | 0 | 0 | 1 |
| NO SIGNIFICANT CHANGES OBSERVED - ALL EXAMINED TISSUES | 9 | 5 | 5 | 8 | 2 |

1- UNTREATED 2- 0 MG/KG/DAY 3- 5 MG/KG/DAY 4- 25 MG/KG/DAY 5- 50 MG/KG/DAY

SCHEDULED NECROPSY

| | ----- F E M A L E ----- | | | | |
|---|---|---|---|---|---|
| GROUP: | 1 | 2 | 3 | 4 | 5 |
| NUMBER OF ANIMALS IN DOSE GROUP | 10 | 10 | 10 | 10 | 10 |
| NUMBER OF ANIMALS EXAMINED WEEK 12 | 10 | 10 | 10 | 9 | 7 |
| ADRENAL GLANDS | | | | | |
| -SMALL | 0 | 0 | 1 | 0 | 0 |
| BONE | | | | | |
| -FRACTURED | 0 | 0 | 0 | 0 | 3 |
| EARS | | | | | |
| -SWOLLEN | 0 | 0 | 0 | 0 | 1 |
| KIDNEYS | | | | | |
| -AREA(S), DEPRESSED | 1 | 0 | 0 | 1 | 0 |
| -SMALL | 1 | 0 | 0 | 0 | 0 |
| -PALE | 1 | 0 | 0 | 0 | 0 |
| -ROUGH SURFACE | 1 | 0 | 0 | 0 | 0 |
| -MISSHAPEN | 1 | 0 | 0 | 0 | 0 |
| -CYST(S) | 1 | 0 | 0 | 0 | 0 |
| LIVER | | | | | |
| -AREA(S), WHITE | 1 | 0 | 1 | 0 | 0 |
| LN, MANDIBULAR | | | | | |
| -ENLARGED | 1 | 0 | 0 | 1 | 0 |
| -DISCOLORATION, DARK RED | 0 | 1 | 0 | 1 | 1 |
| OVARIES | | | | | |
| -CYST(S) | 0 | 0 | 0 | 0 | 1 |

1- UNTREATED 2- 0 MG/KG/DAY 3- 5 MG/KG/DAY 4- 25 MG/KG/DAY 5- 50 MG/KG/DAY

SCHEDULED NECROPSY

| | ----- F E M A L E ----- | | | | |
|---|---|---|---|---|---|
| GROUP: | 1 | 2 | 3 | 4 | 5 |
| NUMBER OF ANIMALS IN DOSE GROUP | 10 | 10 | 10 | 10 | 10 |
| NUMBER OF ANIMALS EXAMINED WEEK 12 | 10 | 10 | 10 | 9 | 7 |
| SKIN, TREATED | | | | | |
| -SCABBING | 0 | 0 | 0 | 1 | 0 |
| SPLEEN | | | | | |
| -CYST(S) | 0 | 0 | 0 | 2 | 0 |
| -AREA(S), WHITE | 0 | 0 | 0 | 1 | 0 |
| THYMUS | | | | | |
| -SMALL | 0 | 0 | 0 | 0 | 2 |
| -AREA(S), DARK RED | 1 | 2 | 2 | 3 | 3 |
| -DISCOLORATION, DARK RED | 0 | 0 | 0 | 0 | 1 |
| THYROID GLANDS | | | | | |
| -ENLARGED | 0 | 0 | 0 | 0 | 1 |
| UTERUS | | | | | |
| -CONTENTS, CLEAR FLUID | 3 | 1 | 2 | 2 | 3 |
| NO SIGNIFICANT CHANGES OBSERVED - ALL EXAMINED TISSUES | 5 | 6 | 5 | 4 | 1 |

1- UNTREATED 2- 0 MG/KG/DAY 3- 5 MG/KG/DAY 4- 25 MG/KG/DAY 5- 50 MG/KG/DAY

TABLE S16

PROJECT NO.:WIL-402023 A 90-DAY DERMAL STUDY UTILIZING CLARIFIED OILS IN RATS PAGE 1

SPONSOR:AMERICAN PETROLEUM SUMMARY OF ORGAN WEIGHTS AND RELATIVE ORGAN WEIGHTS

MALES

| GROUP: | UNTREATED | 0 MG/KG/DAY | 5 MG/KG/DAY | 25 MG/KG/DAY | 50 MG/KG/DAY |
|---|---|---|---|---|---|
| FINAL BODY WT (G) | | | | | |
| MEAN | 488. | 481. | 455. | 454. | 394.b |
| % DIFFERENCE | | -1.4 | -6.8 | -7.0 | -19.3 |
| S.D. | 46.0 | 41.7 | 48.9 | 50.3 | 10.2 |
| S.E. | 14.6 | 13.2 | 15.5 | 15.9 | 4.5 |
| N | 10 | 10 | 10 | 10 | 5 |
| ADRENAL GLANDS (G) | | | | | |
| MEAN | 0.0607 | 0.0655 | 0.0642 | 0.0681 | 0.0596 |
| % DIFFERENCE | | 7.9 | 5.8 | 12.2 | -1.8 |
| S.D. | 0.00880 | 0.01122 | 0.01064 | 0.00746 | 0.00852 |
| S.E. | 0.00278 | 0.00355 | 0.00336 | 0.00236 | 0.00381 |
| N | 10 | 10 | 10 | 10 | 5 |
| ADRENAL GLANDS (G/100 G FINAL BODY WEIGHT) | | | | | |
| MEAN | 0.012 | 0.014 | 0.014 | 0.015 | 0.015 |
| % DIFFERENCE | | 16.7 | 16.7 | 25.0 | 25.0 |
| S.D. | 0.0015 | 0.0022 | 0.0021 | 0.0019 | 0.0022 |
| S.E. | 0.0005 | 0.0007 | 0.0007 | 0.0006 | 0.0010 |
| N | 10 | 10 | 10 | 10 | 5 |
| ADRENAL GLANDS (G/100 G BRAIN) | | | | | |
| MEAN | 2.896 | 3.099 | 3.060 | 3.193 | 3.000 |
| % DIFFERENCE | | 7.0 | 5.7 | 10.3 | 3.6 |
| S.D. | 0.3832 | 0.4918 | 0.4602 | 0.3129 | 0.4808 |
| S.E. | 0.1212 | 0.1555 | 0.1455 | 0.0989 | 0.2150 |
| N | 10 | 10 | 10 | 10 | 5 |

For statistical analyses, control group 2 was compared to groups 3, 4 and 5; control group 1 was compared to group 2.

b = Significantly different from control group 2 at 0.01 using Dunnett's test

TABLE S16

PROJECT NO.:WIL-402023 A 90-DAY DERMAL STUDY UTILIZING CLARIFIED OILS IN RATS PAGE 2

SPONSOR:AMERICAN PETROLEUM SUMMARY OF ORGAN WEIGHTS AND RELATIVE ORGAN WEIGHTS

MALES

| GROUP: | UNTREATED | 0 MG/KG/DAY | 5 MG/KG/DAY | 25 MG/KG/DAY | 50 MG/KG/DAY |
|---|---|---|---|---|---|
| BRAIN (G) | | | | | |
| MEAN | 2.10 | 2.11 | 2.10 | 2.13 | 1.99a |
| % DIFFERENCE | | 0.5 | 0.0 | 1.4 | -5.2 |
| S.D. | 0.096 | 0.071 | 0.106 | 0.073 | 0.068 |
| S.E. | 0.030 | 0.022 | 0.034 | 0.023 | 0.030 |
| N | 10 | 10 | 10 | 10 | 5 |
| BRAIN (G/100 G FINAL BODY WEIGHT) | | | | | |
| MEAN | 0.432 | 0.441 | 0.465 | 0.474 | 0.506 |
| % DIFFERENCE | | 2.1 | 7.6 | 9.7 | 17.1 |
| S.D. | 0.0333 | 0.0387 | 0.0482 | 0.0470 | 0.0207 |
| S.E. | 0.0105 | 0.0122 | 0.0152 | 0.0149 | 0.0092 |
| N | 10 | 10 | 10 | 10 | 5 |
| EPIDIDYMIDES (G) | | | | | |
| MEAN | 1.39 | 1.34 | 1.37 | 1.30 | 1.29 |
| % DIFFERENCE | | -3.6 | -1.4 | -6.5 | -7.2 |
| S.D. | 0.189 | 0.087 | 0.158 | 0.066 | 0.092 |
| S.E. | 0.060 | 0.027 | 0.050 | 0.021 | 0.041 |
| N | 10 | 10 | 10 | 10 | 5 |
| EPIDIDYMIDES (G/100 G FINAL BODY WEIGHT) | | | | | |
| MEAN | 0.287 | 0.280 | 0.303 | 0.291 | 0.328 |
| % DIFFERENCE | | -2.4 | 5.6 | 1.4 | 14.3 |
| S.D. | 0.0515 | 0.0258 | 0.0340 | 0.0364 | 0.0256 |
| S.E. | 0.0163 | 0.0082 | 0.0107 | 0.0115 | 0.0115 |
| N | 10 | 10 | 10 | 10 | 5 |

For statistical analyses, control group 2 was compared to groups 3, 4 and 5; control group 1 was compared to group 2.

a = Significantly different from control group 2 at 0.05 using Dunnett's test

TABLE S16

PROJECT NO.:WIL-402023 A 90-DAY DERMAL STUDY UTILIZING CLARIFIED OILS IN RATS 

SPONSOR:AMERICAN PETROLEUM SUMMARY OF ORGAN WEIGHTS AND RELATIVE ORGAN WEIGHTS

MALES

| GROUP: | UNTREATED | 0 MG/KG/DAY | 5 MG/KG/DAY | 25 MG/KG/DAY | 50 MG/KG/DAY |
|---|---|---|---|---|---|
| EPIDIDYMIDES (G/100 G BRAIN) | | | | | |
| MEAN | 66.350 | 63.669 | 65.484 | 61.224 | 64.917 |
| % DIFFERENCE | | -4.0 | -1.3 | -7.7 | -2.2 |
| S.D. | 9.4364 | 4.7034 | 6.5305 | 3.0886 | 6.5244 |
| S.E. | 2.9841 | 1.4873 | 2.0651 | 0.9767 | 2.9178 |
| N | 10 | 10 | 10 | 10 | 5 |
| HEART (G) | | | | | |
| MEAN | 1.74 | 1.70 | 1.62 | 1.73 | 1.62 |
| % DIFFERENCE | | -2.3 | -6.9 | -0.6 | -6.9 |
| S.D. | 0.303 | 0.229 | 0.229 | 0.295 | 0.373 |
| S.E. | 0.096 | 0.072 | 0.073 | 0.093 | 0.167 |
| N | 10 | 10 | 10 | 10 | 5 |
| HEART (G/100 G FINAL BODY WEIGHT) | | | | | |
| MEAN | 0.358 | 0.355 | 0.354 | 0.382 | 0.412 |
| % DIFFERENCE | | -0.8 | -1.1 | 6.7 | 15.1 |
| S.D. | 0.0627 | 0.0443 | 0.0261 | 0.0516 | 0.0984 |
| S.E. | 0.0198 | 0.0140 | 0.0083 | 0.0163 | 0.0440 |
| N | 10 | 10 | 10 | 10 | 5 |
| HEART (G/100 G BRAIN) | | | | | |
| MEAN | 82.746 | 80.755 | 77.127 | 81.321 | 80.845 |
| % DIFFERENCE | | -2.4 | -6.8 | -1.7 | -2.3 |
| S.D. | 11.6839 | 10.9226 | 11.0150 | 13.7476 | 15.7413 |
| S.E. | 3.6948 | 3.4540 | 3.4833 | 4.3474 | 7.0397 |
| N | 10 | 10 | 10 | 10 | 5 |

For statistical analyses, control group 2 was compared to groups 3, 4 and 5; control group 1 was compared to group 2.
None significantly different from control group

TABLE S16

PROJECT NO.:WIL-402023 A 90-DAY DERMAL STUDY UTILIZING CLARIFIED OILS IN RATS PAGE 4

SPONSOR:AMERICAN PETROLEUM SUMMARY OF ORGAN WEIGHTS AND RELATIVE ORGAN WEIGHTS

MALES

| GROUP: | UNTREATED | 0 MG/KG/DAY | 5 MG/KG/DAY | 25 MG/KG/DAY | 50 MG/KG/DAY |
|---|---|---|---|---|---|
| KIDNEYS (G) | | | | | |
| MEAN | 3.20 | 3.34 | 2.99a | 2.99a | 2.92a |
| % DIFFERENCE | | 4.4 | -6.6 | -6.6 | -8.8 |
| S.D. | 0.327 | 0.330 | 0.297 | 0.277 | 0.272 |
| S.E. | 0.104 | 0.104 | 0.094 | 0.088 | 0.122 |
| N | 10 | 10 | 10 | 10 | 5 |
| KIDNEYS (G/100 G FINAL BODY WEIGHT) | | | | | |
| MEAN | 0.655 | 0.695 | 0.659 | 0.661 | 0.742 |
| % DIFFERENCE | | 6.1 | 0.6 | 0.9 | 13.3 |
| S.D. | 0.0310 | 0.0643 | 0.0461 | 0.0453 | 0.0746 |
| S.E. | 0.0098 | 0.0203 | 0.0146 | 0.0143 | 0.0334 |
| N | 10 | 10 | 10 | 10 | 5 |
| KIDNEYS (G/100 G BRAIN) | | | | | |
| MEAN | 152.483 | 158.143 | 142.867a | 140.224a | 146.424 |
| % DIFFERENCE | | 3.7 | -6.3 | -8.0 | -4.0 |
| S.D. | 13.5265 | 14.7548 | 13.6204 | 11.5993 | 9.6764 |
| S.E. | 4.2775 | 4.6659 | 4.3071 | 3.6680 | 4.3274 |
| N | 10 | 10 | 10 | 10 | 5 |
| LIVER (G) | | | | | |
| MEAN | 12.57 | 12.35 | 12.41 | 15.05b | 15.31b |
| % DIFFERENCE | | -1.8 | -1.3 | 19.7 | 21.8 |
| S.D. | 1.325 | 1.202 | 1.489 | 1.860 | 1.133 |
| S.E. | 0.419 | 0.380 | 0.471 | 0.588 | 0.507 |
| N | 10 | 10 | 10 | 10 | 5 |

For statistical analyses, control group 2 was compared to groups 3, 4 and 5; control group 1 was compared to group 2.

a = Significantly different from control group 2 at 0.05 using Dunnett's test

b = Significantly different from control group 2 at 0.01 using Dunnett's test

TABLE S16

PROJECT NO.:WIL-402023 A 90-DAY DERMAL STUDY UTILIZING CLARIFIED OILS IN RATS 

SPONSOR:AMERICAN PETROLEUM SUMMARY OF ORGAN WEIGHTS AND RELATIVE ORGAN WEIGHTS

MALES

| GROUP: | UNTREATED | 0 MG/KG/DAY | 5 MG/KG/DAY | 25 MG/KG/DAY | 50 MG/KG/DAY |
|---|---|---|---|---|---|
| LIVER (G/100 G FINAL BODY WEIGHT) | | | | | |
| MEAN | 2.574 | 2.566 | 2.725 | 3.316b | 3.894b |
| % DIFFERENCE | | -0.3 | 5.9 | 28.8 | 51.3 |
| S.D. | 0.1535 | 0.1307 | 0.1227 | 0.1855 | 0.3260 |
| S.E. | 0.0485 | 0.0413 | 0.0388 | 0.0587 | 0.1458 |
| N | 10 | 10 | 10 | 10 | 5 |
| LIVER (G/100 G BRAIN) | | | | | |
| MEAN | 598.711 | 586.000 | 592.748 | 705.824b | 770.784b |
| % DIFFERENCE | | -2.1 | -1.0 | 17.9 | 28.7 |
| S.D. | 48.0171 | 64.0856 | 69.7570 | 78.1378 | 80.2431 |
| S.E. | 15.1843 | 20.2657 | 22.0591 | 24.7093 | 35.8858 |
| N | 10 | 10 | 10 | 10 | 5 |
| PITUITARY (G) | | | | | |
| MEAN | 0.0146 | 0.0146 | 0.0140 | 0.0144 | 0.0134 |
| % DIFFERENCE | | 0.0 | -4.1 | -1.4 | -8.2 |
| S.D. | 0.00244 | 0.00140 | 0.00261 | 0.00271 | 0.00165 |
| S.E. | 0.00077 | 0.00044 | 0.00082 | 0.00086 | 0.00074 |
| N | 10 | 10 | 10 | 10 | 5 |
| PITUITARY (G/100 G FINAL BODY WEIGHT) | | | | | |
| MEAN | 0.003 | 0.003 | 0.003 | 0.003 | 0.003 |
| % DIFFERENCE | | 0.0 | 0.0 | 0.0 | 0.0 |
| S.D. | 0.0005 | 0.0003 | 0.0005 | 0.0004 | 0.0004 |
| S.E. | 0.0002 | 0.0001 | 0.0002 | 0.0001 | 0.0002 |
| N | 10 | 10 | 10 | 10 | 5 |

For statistical analyses, control group 2 was compared to groups 3, 4 and 5; control group 1 was compared to group 2.

b = Significantly different from control group 2 at 0.01 using Dunnett's test

TABLE S16

PROJECT NO.:WIL-402023 A 90-DAY DERMAL STUDY UTILIZING CLARIFIED OILS IN RATS PAGE 6

SPONSOR:AMERICAN PETROLEUM SUMMARY OF ORGAN WEIGHTS AND RELATIVE ORGAN WEIGHTS

MALES

| GROUP: | UNTREATED | 0 MG/KG/DAY | 5 MG/KG/DAY | 25 MG/KG/DAY | 50 MG/KG/DAY |
|---|---|---|---|---|---|
| PITUITARY (G/100 G BRAIN) | | | | | |
| MEAN | 0.693 | 0.694 | 0.667 | 0.674 | 0.674 |
| % DIFFERENCE | | 0.1 | -3.8 | -2.7 | -2.7 |
| S.D. | 0.0956 | 0.0778 | 0.1031 | 0.1165 | 0.0700 |
| S.E. | 0.0302 | 0.0246 | 0.0326 | 0.0368 | 0.0313 |
| N | 10 | 10 | 10 | 10 | 5 |
| PROSTATE (G) | | | | | |
| MEAN | 1.12 | 1.00 | 1.22a | 1.07 | 0.87 |
| % DIFFERENCE | | -10.7 | 8.9 | -4.5 | -22.3 |
| S.D. | 0.327 | 0.184 | 0.219 | 0.186 | 0.134 |
| S.E. | 0.104 | 0.058 | 0.069 | 0.059 | 0.060 |
| N | 10 | 10 | 10 | 10 | 5 |
| PROSTATE (G/100 G FINAL BODY WEIGHT) | | | | | |
| MEAN | 0.232 | 0.208 | 0.267b | 0.236 | 0.221 |
| % DIFFERENCE | | -10.3 | 15.1 | 1.7 | -4.7 |
| S.D. | 0.0737 | 0.0350 | 0.0276 | 0.0372 | 0.0383 |
| S.E. | 0.0233 | 0.0111 | 0.0087 | 0.0118 | 0.0171 |
| N | 10 | 10 | 10 | 10 | 5 |
| PROSTATE (G/100 G BRAIN) | | | | | |
| MEAN | 53.293 | 47.386 | 58.225a | 50.026 | 43.543 |
| % DIFFERENCE | | -11.1 | 9.3 | -6.1 | -18.3 |
| S.D. | 14.5722 | 8.8914 | 9.2194 | 7.9155 | 7.2284 |
| S.E. | 4.6081 | 2.8117 | 2.9154 | 2.5031 | 3.2326 |
| N | 10 | 10 | 10 | 10 | 5 |

For statistical analyses, control group 2 was compared to groups 3, 4 and 5; control group 1 was compared to group 2.

a = Significantly different from control group 2 at 0.05 using Dunnett's test

b = Significantly different from control group 2 at 0.01 using Dunnett's test

TABLE S16

PROJECT NO.:WIL-402023 A 90-DAY DERMAL STUDY UTILIZING CLARIFIED OILS IN RATS PAGE 7

SPONSOR:AMERICAN PETROLEUM SUMMARY OF ORGAN WEIGHTS AND RELATIVE ORGAN WEIGHTS

MALES

| GROUP: | UNTREATED | 0 MG/KG/DAY | 5 MG/KG/DAY | 25 MG/KG/DAY | 50 MG/KG/DAY |
|---|---|---|---|---|---|
| SPLEEN (G) | | | | | |
| MEAN | 0.88 | 0.84 | 0.93 | 1.06 | 0.85 |
| % DIFFERENCE | | -4.5 | 5.7 | 20.5 | -3.4 |
| S.D. | 0.192 | 0.142 | 0.177 | 0.249 | 0.094 |
| S.E. | 0.061 | 0.045 | 0.056 | 0.079 | 0.042 |
| N | 10 | 10 | 10 | 10 | 5 |
| SPLEEN (G/100 G FINAL BODY WEIGHT) | | | | | |
| MEAN | 0.179 | 0.175 | 0.204 | 0.232b | 0.215 |
| % DIFFERENCE | | -2.2 | 14.0 | 29.6 | 20.1 |
| S.D. | 0.0291 | 0.0203 | 0.0317 | 0.0403 | 0.0229 |
| S.E. | 0.0092 | 0.0064 | 0.0100 | 0.0127 | 0.0102 |
| N | 10 | 10 | 10 | 10 | 5 |
| SPLEEN (G/100 G BRAIN) | | | | | |
| MEAN | 41.907 | 39.914 | 44.401 | 49.550 | 42.642 |
| % DIFFERENCE | | -4.8 | 6.0 | 18.2 | 1.8 |
| S.D. | 8.5426 | 6.7168 | 8.1161 | 10.8958 | 5.2298 |
| S.E. | 2.7014 | 2.1241 | 2.5665 | 3.4455 | 2.3388 |
| N | 10 | 10 | 10 | 10 | 5 |
| TESTES (G) | | | | | |
| MEAN | 3.40 | 3.47 | 3.43 | 3.71 | 3.59 |
| % DIFFERENCE | | 2.1 | 0.9 | 9.1 | 5.6 |
| S.D. | 0.464 | 0.370 | 0.389 | 0.289 | 0.298 |
| S.E. | 0.147 | 0.117 | 0.123 | 0.091 | 0.133 |
| N | 10 | 10 | 10 | 10 | 5 |

For statistical analyses, control group 2 was compared to groups 3, 4 and 5; control group 1 was compared to group 2.

b = Significantly different from control group 2 at 0.01 using Dunnett's test

TABLE S16

PROJECT NO.:WIL-402023 A 90-DAY DERMAL STUDY UTILIZING CLARIFIED OILS IN RATS 

SPONSOR:AMERICAN PETROLEUM SUMMARY OF ORGAN WEIGHTS AND RELATIVE ORGAN WEIGHTS

MALES

| GROUP: | UNTREATED | 0 MG/KG/DAY | 5 MG/KG/DAY | 25 MG/KG/DAY | 50 MG/KG/DAY |
|---|---|---|---|---|---|
| TESTES (G/100 G FINAL BODY WEIGHT) | | | | | |
| MEAN | 0.702 | 0.724 | 0.754 | 0.824a | 0.913b |
| % DIFFERENCE | | 3.1 | 7.4 | 17.4 | 30.1 |
| S.D. | 0.1134 | 0.0774 | 0.0657 | 0.0895 | 0.0817 |
| S.E. | 0.0359 | 0.0245 | 0.0208 | 0.0283 | 0.0365 |
| N | 10 | 10 | 10 | 10 | 5 |
| TESTES (G/100 G BRAIN) | | | | | |
| MEAN | 162.212 | 165.080 | 163.384 | 174.487 | 180.871 |
| % DIFFERENCE | | 1.8 | 0.7 | 7.6 | 11.5 |
| S.D. | 21.9908 | 20.9788 | 16.6108 | 16.8349 | 21.0615 |
| S.E. | 6.9541 | 6.6341 | 5.2528 | 5.3237 | 9.4190 |
| N | 10 | 10 | 10 | 10 | 5 |
| THYMUS (G) | | | | | |
| MEAN | 0.2177 | 0.2794c | 0.2107a | 0.1401b | 0.0845b |
| % DIFFERENCE | | 28.3 | -3.2 | -35.6 | -61.2 |
| S.D. | 0.03770 | 0.06309 | 0.06214 | 0.05082 | 0.02352 |
| S.E. | 0.01192 | 0.01995 | 0.01965 | 0.01607 | 0.01052 |
| N | 10 | 10 | 10 | 10 | 5 |
| THYMUS (G/100 G FINAL BODY WEIGHT) | | | | | |
| MEAN | 0.045 | 0.059c | 0.047 | 0.031b | 0.021b |
| % DIFFERENCE | | 31.1 | 4.4 | -31.1 | -53.3 |
| S.D. | 0.0088 | 0.0154 | 0.0147 | 0.0111 | 0.0061 |
| S.E. | 0.0028 | 0.0049 | 0.0046 | 0.0035 | 0.0027 |
| N | 10 | 10 | 10 | 10 | 5 |

For statistical analyses, control group 2 was compared to groups 3, 4 and 5; control group 1 was compared to group 2.
a = Significantly different from control group 2 at 0.05 using Dunnett's test
b = Significantly different from control group 2 at 0.01 using Dunnett's test
c = Significantly different from control group 1 at 0.05 using Student's t-Test

TABLE S16

PROJECT NO.:WIL-402023 A 90-DAY DERMAL STUDY UTILIZING CLARIFIED OILS IN RATS 

SPONSOR:AMERICAN PETROLEUM SUMMARY OF ORGAN WEIGHTS AND RELATIVE ORGAN WEIGHTS

MALES

| GROUP: | UNTREATED | 0 MG/KG/DAY | 5 MG/KG/DAY | 25 MG/KG/DAY | 50 MG/KG/DAY |
|---|---|---|---|---|---|
| THYMUS (G/100 G BRAIN) | | | | | |
| MEAN | 10.386 | 13.214c | 10.096a | 6.595b | 4.275b |
| % DIFFERENCE | | 27.2 | -2.8 | -36.5 | -58.8 |
| S.D. | 1.7560 | 2.7791 | 3.0811 | 2.4112 | 1.3058 |
| S.E. | 0.5553 | 0.8788 | 0.9743 | 0.7625 | 0.5840 |
| N | 10 | 10 | 10 | 10 | 5 |
| THYROIDS/PARATHY (G) | | | | | |
| MEAN | 0.0224 | 0.0223 | 0.0234 | 0.0256 | 0.0254 |
| % DIFFERENCE | | -0.4 | 4.5 | 14.3 | 13.4 |
| S.D. | 0.00356 | 0.00272 | 0.00632 | 0.00229 | 0.00338 |
| S.E. | 0.00113 | 0.00086 | 0.00200 | 0.00072 | 0.00151 |
| N | 10 | 10 | 10 | 10 | 5 |
| THYROIDS/PARATHY (G/100 G FINAL BODY WEIGHT) | | | | | |
| MEAN | 0.005 | 0.005 | 0.005 | 0.006a | 0.007b |
| % DIFFERENCE | | 0.0 | 0.0 | 20.0 | 40.0 |
| S.D. | 0.0011 | 0.0007 | 0.0012 | 0.0007 | 0.0009 |
| S.E. | 0.0003 | 0.0002 | 0.0004 | 0.0002 | 0.0004 |
| N | 10 | 10 | 10 | 10 | 5 |
| THYROIDS/PARATHY (G/100 G BRAIN) | | | | | |
| MEAN | 1.069 | 1.059 | 1.116 | 1.202 | 1.277 |
| % DIFFERENCE | | -0.9 | 4.4 | 12.4 | 19.5 |
| S.D. | 0.1663 | 0.1251 | 0.3100 | 0.1082 | 0.1870 |
| S.E. | 0.0526 | 0.0396 | 0.0980 | 0.0342 | 0.0836 |
| N | 10 | 10 | 10 | 10 | 5 |

For statistical analyses, control group 2 was compared to groups 3, 4 and 5; control group 1 was compared to group 2.
a = Significantly different from control group 2 at 0.05 using Dunnett's test
b = Significantly different from control group 2 at 0.01 using Dunnett's test
c = Significantly different from control group 1 at 0.05 using Student's t-Test

TABLE S16

PROJECT NO.:WIL-402023 A 90-DAY DERMAL STUDY UTILIZING CLARIFIED OILS IN RATS PAGE 10

SPONSOR:AMERICAN PETROLEUM SUMMARY OF ORGAN WEIGHTS AND RELATIVE ORGAN WEIGHTS

FEMALES

| GROUP: | UNTREATED | 0 MG/KG/DAY | 5 MG/KG/DAY | 25 MG/KG/DAY | 50 MG/KG/DAY |
|---|---|---|---|---|---|
| FINAL BODY WT (G) | | | | | |
| MEAN | 265. | 286. | 278. | 248.b | 251.b |
| % DIFFERENCE | | 7.9 | 4.9 | -6.4 | -5.3 |
| S.D. | 16.1 | 31.2 | 15.8 | 16.4 | 17.8 |
| S.E. | 5.1 | 9.9 | 5.0 | 5.5 | 6.7 |
| N | 10 | 10 | 10 | 9 | 7 |
| ADRENAL GLANDS (G) | | | | | |
| MEAN | 0.0672 | 0.0657 | 0.0699 | 0.0667 | 0.0652 |
| % DIFFERENCE | | -2.2 | 4.0 | -0.7 | -3.0 |
| S.D. | 0.00806 | 0.00650 | 0.00940 | 0.01061 | 0.00635 |
| S.E. | 0.00255 | 0.00206 | 0.00297 | 0.00354 | 0.00240 |
| N | 10 | 10 | 10 | 9 | 7 |
| ADRENAL GLANDS (G/100 G FINAL BODY WEIGHT) | | | | | |
| MEAN | 0.025 | 0.023 | 0.025 | 0.027 | 0.026 |
| % DIFFERENCE | | -8.0 | 0.0 | 8.0 | 4.0 |
| S.D. | 0.0032 | 0.0019 | 0.0035 | 0.0042 | 0.0039 |
| S.E. | 0.0010 | 0.0006 | 0.0011 | 0.0014 | 0.0015 |
| N | 10 | 10 | 10 | 9 | 7 |
| ADRENAL GLANDS (G/100 G BRAIN) | | | | | |
| MEAN | 3.478 | 3.407 | 3.653 | 3.524 | 3.540 |
| % DIFFERENCE | | -2.0 | 5.0 | 1.3 | 1.8 |
| S.D. | 0.3847 | 0.4054 | 0.5200 | 0.5307 | 0.4993 |
| S.E. | 0.1217 | 0.1282 | 0.1644 | 0.1769 | 0.1887 |
| N | 10 | 10 | 10 | 9 | 7 |

For statistical analyses, control group 2 was compared to groups 3, 4 and 5; control group 1 was compared to group 2.

b = Significantly different from control group 2 at 0.01 using Dunnett's test

TABLE S16
A 90-DAY DERMAL STUDY UTILIZING CLARIFIED OILS IN RATS
SUMMARY OF ORGAN WEIGHTS AND RELATIVE ORGAN WEIGHTS



FEMALES

| GROUP: | UNTREATED | 0 MG/KG/DAY | 5 MG/KG/DAY | 25 MG/KG/DAY | 50 MG/KG/DAY |
|---|---|---|---|---|---|
| BRAIN (G) | | | | | |
| MEAN | 1.93 | 1.93 | 1.92 | 1.89 | 1.85 |
| % DIFFERENCE | | 0.0 | -0.5 | -2.1 | -4.1 |
| S.D. | 0.061 | 0.075 | 0.083 | 0.086 | 0.109 |
| S.E. | 0.019 | 0.024 | 0.026 | 0.029 | 0.041 |
| N | 10 | 10 | 10 | 9 | 7 |
| BRAIN (G/100 G FINAL BODY WEIGHT) | | | | | |
| MEAN | 0.731 | 0.683 | 0.691 | 0.763a | 0.739 |
| % DIFFERENCE | | -6.6 | -5.5 | 4.4 | 1.1 |
| S.D. | 0.0560 | 0.0869 | 0.0359 | 0.0413 | 0.0304 |
| S.E. | 0.0177 | 0.0275 | 0.0113 | 0.0138 | 0.0115 |
| N | 10 | 10 | 10 | 9 | 7 |
| HEART (G) | | | | | |
| MEAN | 1.02 | 1.15c | 1.08 | 1.05 | 1.05 |
| % DIFFERENCE | | 12.7 | 5.9 | 2.9 | 2.9 |
| S.D. | 0.075 | 0.097 | 0.091 | 0.077 | 0.147 |
| S.E. | 0.024 | 0.031 | 0.029 | 0.026 | 0.056 |
| N | 10 | 10 | 10 | 9 | 7 |
| HEART (G/100 G FINAL BODY WEIGHT) | | | | | |
| MEAN | 0.384 | 0.404 | 0.388 | 0.425 | 0.420 |
| % DIFFERENCE | | 5.2 | 1.0 | 10.7 | 9.4 |
| S.D. | 0.0321 | 0.0340 | 0.0455 | 0.0376 | 0.0488 |
| S.E. | 0.0102 | 0.0107 | 0.0144 | 0.0125 | 0.0185 |
| N | 10 | 10 | 10 | 9 | 7 |

For statistical analyses, control group 2 was compared to groups 3, 4 and 5; control group 1 was compared to group 2.
a = Significantly different from control group 2 at 0.05 using Dunnett's test
c = Significantly different from control group 1 at 0.05 using Student's t-Test

TABLE S16

PROJECT NO.:WIL-402023 A 90-DAY DERMAL STUDY UTILIZING CLARIFIED OILS IN RATS 

SPONSOR:AMERICAN PETROLEUM SUMMARY OF ORGAN WEIGHTS AND RELATIVE ORGAN WEIGHTS

FEMALES

| GROUP: | UNTREATED | 0 MG/KG/DAY | 5 MG/KG/DAY | 25 MG/KG/DAY | 50 MG/KG/DAY |
|---|---|---|---|---|---|
| HEART (G/100 G BRAIN) | | | | | |
| MEAN | 52.692 | 59.574c | 56.133 | 55.725 | 56.911 |
| % DIFFERENCE | | 13.1 | 6.5 | 5.8 | 8.0 |
| S.D. | 3.9536 | 4.9381 | 5.2967 | 4.8971 | 6.6847 |
| S.E. | 1.2502 | 1.5616 | 1.6750 | 1.6324 | 2.5266 |
| N | 10 | 10 | 10 | 9 | 7 |
| KIDNEYS (G) | | | | | |
| MEAN | 1.82 | 1.92 | 1.83 | 1.82 | 1.69a |
| % DIFFERENCE | | 5.5 | 0.5 | 0.0 | -7.1 |
| S.D. | 0.215 | 0.126 | 0.176 | 0.158 | 0.127 |
| S.E. | 0.068 | 0.040 | 0.056 | 0.053 | 0.048 |
| N | 10 | 10 | 10 | 9 | 7 |
| KIDNEYS (G/100 G FINAL BODY WEIGHT) | | | | | |
| MEAN | 0.688 | 0.675 | 0.657 | 0.735 | 0.675 |
| % DIFFERENCE | | -1.9 | -4.5 | 6.8 | -1.9 |
| S.D. | 0.0750 | 0.0598 | 0.0489 | 0.0783 | 0.0378 |
| S.E. | 0.0237 | 0.0189 | 0.0155 | 0.0261 | 0.0143 |
| N | 10 | 10 | 10 | 9 | 7 |
| KIDNEYS (G/100 G BRAIN) | | | | | |
| MEAN | 94.459 | 99.531 | 95.284 | 96.348 | 91.402 |
| % DIFFERENCE | | 5.4 | 0.9 | 2.0 | -3.2 |
| S.D. | 10.7058 | 8.4124 | 8.7978 | 9.2029 | 5.0864 |
| S.E. | 3.3855 | 2.6602 | 2.7821 | 3.0676 | 1.9225 |
| N | 10 | 10 | 10 | 9 | 7 |

For statistical analyses, control group 2 was compared to groups 3, 4 and 5; control group 1 was compared to group 2.
a = Significantly different from control group 2 at 0.05 using Dunnett's test
c = Significantly different from control group 1 at 0.05 using Student's t-Test

TABLE S16

PROJECT NO.:WIL-402023 A 90-DAY DERMAL STUDY UTILIZING CLARIFIED OILS IN RATS 

SPONSOR:AMERICAN PETROLEUM SUMMARY OF ORGAN WEIGHTS AND RELATIVE ORGAN WEIGHTS

FEMALES

| GROUP: | UNTREATED | 0 MG/KG/DAY | 5 MG/KG/DAY | 25 MG/KG/DAY | 50 MG/KG/DAY |
|---|---|---|---|---|---|
| LIVER (G) | | | | | |
| MEAN | 7.13 | 7.49 | 8.11 | 9.40b | 9.90b |
| % DIFFERENCE | | 5.0 | 13.7 | 31.8 | 38.8 |
| S.D. | 0.620 | 0.647 | 0.692 | 0.817 | 0.933 |
| S.E. | 0.196 | 0.205 | 0.219 | 0.272 | 0.353 |
| N | 10 | 10 | 10 | 9 | 7 |
| LIVER (G/100 G FINAL BODY WEIGHT) | | | | | |
| MEAN | 2.689 | 2.626 | 2.920a | 3.787b | 3.946b |
| % DIFFERENCE | | -2.3 | 8.6 | 40.8 | 46.7 |
| S.D. | 0.1720 | 0.1518 | 0.2146 | 0.2559 | 0.2487 |
| S.E. | 0.0544 | 0.0480 | 0.0679 | 0.0853 | 0.0940 |
| N | 10 | 10 | 10 | 9 | 7 |
| LIVER (G/100 G BRAIN) | | | | | |
| MEAN | 369.727 | 388.182 | 423.329 | 497.393b | 535.227b |
| % DIFFERENCE | | 5.0 | 14.5 | 34.5 | 44.8 |
| S.D. | 34.6054 | 37.7898 | 37.3406 | 45.0198 | 44.2313 |
| S.E. | 10.9432 | 11.9502 | 11.8081 | 15.0066 | 16.7179 |
| N | 10 | 10 | 10 | 9 | 7 |
| OVARIES/OVIDUCTS (G) | | | | | |
| MEAN | 0.1305 | 0.1271 | 0.1266 | 0.1161 | 0.1242 |
| % DIFFERENCE | | -2.6 | -3.0 | -11.0 | -4.8 |
| S.D. | 0.01357 | 0.01291 | 0.01456 | 0.01923 | 0.03053 |
| S.E. | 0.00429 | 0.00408 | 0.00460 | 0.00641 | 0.01154 |
| N | 10 | 10 | 10 | 9 | 7 |

For statistical analyses, control group 2 was compared to groups 3, 4 and 5; control group 1 was compared to group 2.
a = Significantly different from control group 2 at 0.05 using Dunnett's test
b = Significantly different from control group 2 at 0.01 using Dunnett's test

TABLE S16
A 90-DAY DERMAL STUDY UTILIZING CLARIFIED OILS IN RATS
SUMMARY OF ORGAN WEIGHTS AND RELATIVE ORGAN WEIGHTS



FEMALES

| GROUP: | UNTREATED | 0 MG/KG/DAY | 5 MG/KG/DAY | 25 MG/KG/DAY | 50 MG/KG/DAY |
|---|---|---|---|---|---|
| OVARIES/OVIDUCTS (G/100 G FINAL BODY WEIGHT) | | | | | |
| MEAN | 0.049 | 0.045c | 0.046 | 0.047 | 0.050 |
| % DIFFERENCE | | -8.2 | -6.1 | -4.1 | 2.0 |
| S.D. | 0.0043 | 0.0044 | 0.0057 | 0.0071 | 0.0132 |
| S.E. | 0.0014 | 0.0014 | 0.0018 | 0.0024 | 0.0050 |
| N | 10 | 10 | 10 | 9 | 7 |
| OVARIES/OVIDUCTS (G/100 G BRAIN) | | | | | |
| MEAN | 6.758 | 6.579 | 6.612 | 6.122 | 6.738 |
| % DIFFERENCE | | -2.6 | -2.2 | -9.4 | -0.3 |
| S.D. | 0.6356 | 0.6811 | 0.8245 | 0.8887 | 1.7609 |
| S.E. | 0.2010 | 0.2154 | 0.2607 | 0.2962 | 0.6655 |
| N | 10 | 10 | 10 | 9 | 7 |
| PITUITARY (G) | | | | | |
| MEAN | 0.0194 | 0.0187 | 0.0195 | 0.0181 | 0.0175 |
| % DIFFERENCE | | -3.6 | 0.5 | -6.7 | -9.8 |
| S.D. | 0.00292 | 0.00281 | 0.00241 | 0.00384 | 0.00227 |
| S.E. | 0.00092 | 0.00089 | 0.00076 | 0.00128 | 0.00086 |
| N | 10 | 10 | 10 | 9 | 7 |
| PITUITARY (G/100 G FINAL BODY WEIGHT) | | | | | |
| MEAN | 0.007 | 0.007 | 0.007 | 0.007 | 0.007 |
| % DIFFERENCE | | 0.0 | 0.0 | 0.0 | 0.0 |
| S.D. | 0.0013 | 0.0015 | 0.0010 | 0.0014 | 0.0011 |
| S.E. | 0.0004 | 0.0005 | 0.0003 | 0.0005 | 0.0004 |
| N | 10 | 10 | 10 | 9 | 7 |

For statistical analyses, control group 2 was compared to groups 3, 4 and 5; control group 1 was compared to group 2.
c = Significantly different from control group 1 at 0.05 using Student's t-Test

TABLE S16

PROJECT NO.:WIL-402023 A 90-DAY DERMAL STUDY UTILIZING CLARIFIED OILS IN RATS 

SPONSOR:AMERICAN PETROLEUM SUMMARY OF ORGAN WEIGHTS AND RELATIVE ORGAN WEIGHTS

| | FEMALES | | | | |
|---|---|---|---|---|---|
| GROUP: | UNTREATED | 0 MG/KG/DAY | 5 MG/KG/DAY | 25 MG/KG/DAY | 50 MG/KG/DAY |
| PITUITARY (G/100 G BRAIN) | | | | | |
| MEAN | 1.005 | 0.968 | 1.016 | 0.960 | 0.952 |
| % DIFFERENCE | | -3.7 | 1.1 | -4.5 | -5.3 |
| S.D. | 0.1598 | 0.1397 | 0.1190 | 0.2079 | 0.1505 |
| S.E. | 0.0505 | 0.0442 | 0.0376 | 0.0693 | 0.0569 |
| N | 10 | 10 | 10 | 9 | 7 |
| SPLEEN (G) | | | | | |
| MEAN | 0.54 | 0.60 | 0.61 | 0.63 | 0.66 |
| % DIFFERENCE | | 11.1 | 13.0 | 16.7 | 22.2 |
| S.D. | 0.072 | 0.086 | 0.093 | 0.082 | 0.138 |
| S.E. | 0.023 | 0.027 | 0.029 | 0.027 | 0.052 |
| N | 10 | 10 | 10 | 9 | 7 |
| SPLEEN (G/100 G FINAL BODY WEIGHT) | | | | | |
| MEAN | 0.202 | 0.209 | 0.219 | 0.252a | 0.259b |
| % DIFFERENCE | | 3.5 | 8.4 | 24.8 | 28.2 |
| S.D. | 0.0203 | 0.0209 | 0.0376 | 0.0289 | 0.0401 |
| S.E. | 0.0064 | 0.0066 | 0.0119 | 0.0096 | 0.0151 |
| N | 10 | 10 | 10 | 9 | 7 |
| SPLEEN (G/100 G BRAIN) | | | | | |
| MEAN | 27.770 | 30.860 | 31.628 | 33.155 | 35.203 |
| % DIFFERENCE | | 11.1 | 13.9 | 19.4 | 26.8 |
| S.D. | 3.7201 | 4.0053 | 4.9612 | 4.5520 | 6.0734 |
| S.E. | 1.1764 | 1.2666 | 1.5689 | 1.5173 | 2.2955 |
| N | 10 | 10 | 10 | 9 | 7 |

For statistical analyses, control group 2 was compared to groups 3, 4 and 5; control group 1 was compared to group 2.
a = Significantly different from control group 2 at 0.05 using Dunnett's test
b = Significantly different from control group 2 at 0.01 using Dunnett's test

TABLE S16

PROJECT NO.:WIL-402023 A 90-DAY DERMAL STUDY UTILIZING CLARIFIED OILS IN RATS 

SPONSOR:AMERICAN PETROLEUM SUMMARY OF ORGAN WEIGHTS AND RELATIVE ORGAN WEIGHTS

FEMALES

| GROUP: | UNTREATED | 0 MG/KG/DAY | 5 MG/KG/DAY | 25 MG/KG/DAY | 50 MG/KG/DAY |
|---|---|---|---|---|---|
| THYMUS (G) | | | | | |
| MEAN | 0.2562 | 0.2567 | 0.2640 | 0.1524b | 0.1053b |
| % DIFFERENCE | | 0.2 | 3.0 | -40.5 | -58.9 |
| S.D. | 0.06638 | 0.05729 | 0.05842 | 0.05473 | 0.04506 |
| S.E. | 0.02099 | 0.01812 | 0.01847 | 0.01824 | 0.01703 |
| N | 10 | 10 | 10 | 9 | 7 |
| THYMUS (G/100 G FINAL BODY WEIGHT) | | | | | |
| MEAN | 0.097 | 0.090 | 0.095 | 0.061b | 0.043b |
| % DIFFERENCE | | -7.2 | -2.1 | -37.1 | -55.7 |
| S.D. | 0.0248 | 0.0181 | 0.0180 | 0.0221 | 0.0201 |
| S.E. | 0.0078 | 0.0057 | 0.0057 | 0.0074 | 0.0076 |
| N | 10 | 10 | 10 | 9 | 7 |
| THYMUS (G/100 G BRAIN) | | | | | |
| MEAN | 13.253 | 13.251 | 13.732 | 8.052b | 5.786b |
| % DIFFERENCE | | 0.0 | 3.6 | -39.2 | -56.3 |
| S.D. | 3.3463 | 2.7921 | 2.7212 | 2.8400 | 2.7866 |
| S.E. | 1.0582 | 0.8829 | 0.8605 | 0.9467 | 1.0532 |
| N | 10 | 10 | 10 | 9 | 7 |
| THYROIDS/PARATHY (G) | | | | | |
| MEAN | 0.0179 | 0.0188 | 0.0186 | 0.0202 | 0.0259 |
| % DIFFERENCE | | 5.0 | 3.9 | 12.8 | 44.7 |
| S.D. | 0.00246 | 0.00224 | 0.00231 | 0.00303 | 0.01363 |
| S.E. | 0.00078 | 0.00071 | 0.00073 | 0.00101 | 0.00515 |
| N | 10 | 10 | 10 | 9 | 7 |

For statistical analyses, control group 2 was compared to groups 3, 4 and 5; control group 1 was compared to group 2.
b = Significantly different from control group 2 at 0.01 using Dunnett's test

TABLE S16
A 90-DAY DERMAL STUDY UTILIZING CLARIFIED OILS IN RATS
SUMMARY OF ORGAN WEIGHTS AND RELATIVE ORGAN WEIGHTS



FEMALES

| GROUP: | UNTREATED | 0 MG/KG/DAY | 5 MG/KG/DAY | 25 MG/KG/DAY | 50 MG/KG/DAY |
|---|---|---|---|---|---|
| THYROIDS/PARATHY (G/100 G FINAL BODY WEIGHT) | | | | | |
| MEAN | 0.007 | 0.007 | 0.007 | 0.008 | 0.010a |
| % DIFFERENCE | | 0.0 | 0.0 | 14.3 | 42.9 |
| S.D. | 0.0011 | 0.0009 | 0.0009 | 0.0008 | 0.0049 |
| S.E. | 0.0004 | 0.0003 | 0.0003 | 0.0003 | 0.0018 |
| N | 10 | 10 | 10 | 9 | 7 |
| THYROIDS/PARATHY (G/100 G BRAIN) | | | | | |
| MEAN | 0.923 | 0.973 | 0.969 | 1.064 | 1.400 |
| % DIFFERENCE | | 5.4 | 5.0 | 15.3 | 51.7 |
| S.D. | 0.1135 | 0.1246 | 0.1213 | 0.1314 | 0.7198 |
| S.E. | 0.0359 | 0.0394 | 0.0384 | 0.0438 | 0.2721 |
| N | 10 | 10 | 10 | 9 | 7 |
| UTERUS (G) | | | | | |
| MEAN | 0.87 | 0.60 | 0.65 | 0.71 | 0.82 |
| % DIFFERENCE | | -31.0 | -25.3 | -18.4 | -5.7 |
| S.D. | 0.715 | 0.181 | 0.192 | 0.415 | 0.417 |
| S.E. | 0.226 | 0.057 | 0.061 | 0.138 | 0.157 |
| N | 10 | 10 | 10 | 9 | 7 |
| UTERUS (G/100 G FINAL BODY WEIGHT) | | | | | |
| MEAN | 0.338 | 0.215 | 0.235 | 0.292 | 0.322 |
| % DIFFERENCE | | -36.4 | -30.5 | -13.6 | -4.7 |
| S.D. | 0.3051 | 0.0804 | 0.0704 | 0.1804 | 0.1468 |
| S.E. | 0.0965 | 0.0254 | 0.0222 | 0.0601 | 0.0555 |
| N | 10 | 10 | 10 | 9 | 7 |

For statistical analyses, control group 2 was compared to groups 3, 4 and 5; control group 1 was compared to group 2.
a = Significantly different from control group 2 at 0.05 using Dunnett's test

TABLE S16

A 90-DAY DERMAL STUDY UTILIZING CLARIFIED OILS IN RATS

SUMMARY OF ORGAN WEIGHTS AND RELATIVE ORGAN WEIGHTS



FEMALES

| GROUP: | UNTREATED | 0 MG/KG/DAY | 5 MG/KG/DAY | 25 MG/KG/DAY | 50 MG/KG/DAY |
|---|---|---|---|---|---|
| UTERUS (G/100 G BRAIN) | | | | | |
| MEAN | 44.961 | 31.074 | 34.088 | 37.949 | 43.862 |
| % DIFFERENCE | | -30.9 | -24.2 | -15.6 | -2.4 |
| S.D. | 35.8878 | 8.5951 | 10.3308 | 22.5664 | 21.1163 |
| S.E. | 11.3487 | 2.7180 | 3.2669 | 7.5221 | 7.9812 |
| N | 10 | 10 | 10 | 9 | 7 |

For statistical analyses, control group 2 was compared to groups 3, 4 and 5; control group 1 was compared to group 2.
None significantly different from control group

POFBSTv5.26
10/12/2011
R:11/04/2011

TABLE S17 (UNSCHEDULED DEATHS)

PROJECT NO.:WIL-402023 A 90-DAY DERMAL STUDY UTILIZING CLARIFIED OILS IN RATS 

SPONSOR:AMERICAN PETROLEUM SUMMARY OF CAUSE OF DEATH

| CAUSE OF DEATH | MALES GROUP: 1 | 2 | 3 | 4 | 5 |
|---|---|---|---|---|---|
| NUMBER OF ANIMALS IN GROUP | 10 | 10 | 10 | 10 | 10 |
| ANIMALS FOUND DEAD OR EUTHANIZED IN EXTREMIS | 0 | 0 | 0 | 0 | 5 |
| ANIMALS WITH A SINGLE CAUSE OF DEATH | 0 | 0 | 0 | 0 | 0 |
| ANIMALS WITH MULTIPLE CAUSES OF DEATH | 0 | 0 | 0 | 0 | 5 |
| MARROW, STERN | | | | | |
| DEPLETION | 0 | 0 | 0 | 0 | 4 |
| MARROW, FEMUR | | | | | |
| DEPLETION | 0 | 0 | 0 | 0 | 4 |
| HEART | | | | | |
| THROMBOSIS, ATRIAL | 0 | 0 | 0 | 0 | 1 |
| THROMBOSIS, RIGHT VENTRICLE | 0 | 0 | 0 | 0 | 1 |
| KIDNEYS | | | | | |
| NECROSIS, TUBULAR | 0 | 0 | 0 | 0 | 3 |
| LIVER | | | | | |
| ATROPHY, HEPATOCELLULAR, CENTRILOBULAR | 0 | 0 | 0 | 0 | 1 |

1- UNTREATED 2- 0 MG/KG/DAY 3- 5 MG/KG/DAY 4- 25 MG/KG/DAY 5- 50 MG/KG/DAY

| CAUSE OF DEATH | FEMALES GROUP: 1 | 2 | 3 | 4 | 5 |
|---|---|---|---|---|---|
| NUMBER OF ANIMALS IN GROUP | 10 | 10 | 10 | 10 | 10 |
| ANIMALS FOUND DEAD OR EUTHANIZED IN EXTREMIS | 0 | 0 | 0 | 1 | 3 |
| ANIMALS WITH A SINGLE CAUSE OF DEATH | 0 | 0 | 0 | 1 | 0 |
| ANIMALS WITH MULTIPLE CAUSES OF DEATH | 0 | 0 | 0 | 0 | 3 |
| MARROW, STERN | | | | | |
| DEPLETION | 0 | 0 | 0 | 0 | 1 |
| MARROW, FEMUR | | | | | |
| DEPLETION | 0 | 0 | 0 | 0 | 3 |
| HEART | | | | | |
| THROMBOSIS, ATRIAL | 0 | 0 | 0 | 1 | 1 |
| KIDNEYS | | | | | |
| NECROSIS, TUBULAR | 0 | 0 | 0 | 0 | 1 |
| LIVER | | | | | |
| ATROPHY, HEPATOCELLULAR, CENTRILOBULAR | 0 | 0 | 0 | 0 | 1 |

1- UNTREATED 2- 0 MG/KG/DAY 3- 5 MG/KG/DAY 4- 25 MG/KG/DAY 5- 50 MG/KG/DAY

TABLE S18 (UNSCHEDULED DEATHS)

PROJECT NO.:WIL-402023 A 90-DAY DERMAL STUDY UTILIZING CLARIFIED OILS IN RATS 

SPONSOR:AMERICAN PETROLEUM SUMMARY OF MICROSCOPIC FINDINGS

----- MALE -----

| GROUP: | 1 | 2 | 3 | 4 | 5 |
|---|---|---|---|---|---|
| NUMBER OF ANIMALS IN DOSE GROUP | 10 | 10 | 10 | 10 | 10 |
| NUMBER OF ANIMALS EXAMINED | 0 | 0 | 0 | 0 | 5 |
| ADRENAL CORTEX | | | | | |
| TOTAL NUMBER EXAMINED | 0 | 0 | 0 | 0 | 5 |
| EXAMINED, UNREMARKABLE | 0 | 0 | 0 | 0 | 0 |
| -ANGIECTASIS | 0 | 0 | 0 | 0 | 1 |
| MINIMAL | NONE | NONE | NONE | NONE | 1 |
| -NECROSIS | 0 | 0 | 0 | 0 | 1 |
| MINIMAL | NONE | NONE | NONE | NONE | 1 |
| -VACUOLATION, CYTOPLASMIC | 0 | 0 | 0 | 0 | 4 |
| MILD | NONE | NONE | NONE | NONE | 1 |
| MODERATE | NONE | NONE | NONE | NONE | 3 |
| ADRENAL MEDULLA | | | | | |
| TOTAL NUMBER EXAMINED | 0 | 0 | 0 | 0 | 5 |
| EXAMINED, UNREMARKABLE | 0 | 0 | 0 | 0 | 5 |
| AORTA | | | | | |
| TOTAL NUMBER EXAMINED | 0 | 0 | 0 | 0 | 5 |
| EXAMINED, UNREMARKABLE | 0 | 0 | 0 | 0 | 5 |
| BRAIN | | | | | |
| TOTAL NUMBER EXAMINED | 0 | 0 | 0 | 0 | 5 |
| EXAMINED, UNREMARKABLE | 0 | 0 | 0 | 0 | 5 |

1- UNTREATED 2- 0 MG/KG/DAY 3- 5 MG/KG/DAY 4- 25 MG/KG/DAY 5- 50 MG/KG/DAY

TABLE S18 (UNSCHEDULED DEATHS)

PROJECT NO.:WIL-402023 A 90-DAY DERMAL STUDY UTILIZING CLARIFIED OILS IN RATS 

SPONSOR:AMERICAN PETROLEUM SUMMARY OF MICROSCOPIC FINDINGS

----- MALE -----

| GROUP: | 1 | 2 | 3 | 4 | 5 |
|---|---|---|---|---|---|
| NUMBER OF ANIMALS IN DOSE GROUP | 10 | 10 | 10 | 10 | 10 |
| NUMBER OF ANIMALS EXAMINED | 0 | 0 | 0 | 0 | 5 |
| CECUM | | | | | |
| TOTAL NUMBER EXAMINED | 0 | 0 | 0 | 0 | 5 |
| EXAMINED, UNREMARKABLE | 0 | 0 | 0 | 0 | 2 |
| -DILATATION, LUMEN | 0 | 0 | 0 | 0 | 3 |
| MINIMAL | NONE | NONE | NONE | NONE | 2 |
| MILD | NONE | NONE | NONE | NONE | 1 |
| COLON | | | | | |
| TOTAL NUMBER EXAMINED | 0 | 0 | 0 | 0 | 5 |
| EXAMINED, UNREMARKABLE | 0 | 0 | 0 | 0 | 4 |
| -DILATATION, LUMEN | 0 | 0 | 0 | 0 | 1 |
| MILD | NONE | NONE | NONE | NONE | 1 |
| DUODENUM | | | | | |
| TOTAL NUMBER EXAMINED | 0 | 0 | 0 | 0 | 5 |
| EXAMINED, UNREMARKABLE | 0 | 0 | 0 | 0 | 5 |
| EPIDIDYMIDES | | | | | |
| TOTAL NUMBER EXAMINED | 0 | 0 | 0 | 0 | 5 |
| EXAMINED, UNREMARKABLE | 0 | 0 | 0 | 0 | 1 |
| -HYPOSPERMIA | 0 | 0 | 0 | 0 | 3 |
| MINIMAL | NONE | NONE | NONE | NONE | 3 |
| -LUMINAL DEBRIS, CELLULAR | 0 | 0 | 0 | 0 | 4 |
| MINIMAL | NONE | NONE | NONE | NONE | 3 |
| MILD | NONE | NONE | NONE | NONE | 1 |

1- UNTREATED 2- 0 MG/KG/DAY 3- 5 MG/KG/DAY 4- 25 MG/KG/DAY 5- 50 MG/KG/DAY

TABLE S18 (UNSCHEDULED DEATHS)

PROJECT NO.:WIL-402023 A 90-DAY DERMAL STUDY UTILIZING CLARIFIED OILS IN RATS 

SPONSOR:AMERICAN PETROLEUM SUMMARY OF MICROSCOPIC FINDINGS

----- MALE -----

| GROUP: | 1 | 2 | 3 | 4 | 5 |
|---|---|---|---|---|---|
| NUMBER OF ANIMALS IN DOSE GROUP | 10 | 10 | 10 | 10 | 10 |
| NUMBER OF ANIMALS EXAMINED | 0 | 0 | 0 | 0 | 5 |
| ESOPHAGUS | | | | | |
| TOTAL NUMBER EXAMINED | 0 | 0 | 0 | 0 | 5 |
| EXAMINED, UNREMARKABLE | 0 | 0 | 0 | 0 | 5 |
| EYES | | | | | |
| TOTAL NUMBER EXAMINED | 0 | 0 | 0 | 0 | 5 |
| EXAMINED, UNREMARKABLE | 0 | 0 | 0 | 0 | 5 |
| FEMUR | | | | | |
| TOTAL NUMBER EXAMINED | 0 | 0 | 0 | 0 | 5 |
| EXAMINED, UNREMARKABLE | 0 | 0 | 0 | 0 | 5 |
| HEART | | | | | |
| TOTAL NUMBER EXAMINED | 0 | 0 | 0 | 0 | 5 |
| EXAMINED, UNREMARKABLE | 0 | 0 | 0 | 0 | 2 |
| -INFILTRATE, MONONUCLEAR | 0 | 0 | 0 | 0 | 1 |
| MINIMAL | NONE | NONE | NONE | NONE | 1 |
| -THROMBOSIS, ATRIAL | 0 | 0 | 0 | 0 | 1 |
| MILD | NONE | NONE | NONE | NONE | 1 |
| -THROMBOSIS, RIGHT VENTRICLE | 0 | 0 | 0 | 0 | 1 |
| MILD | NONE | NONE | NONE | NONE | 1 |

1- UNTREATED 2- 0 MG/KG/DAY 3- 5 MG/KG/DAY 4- 25 MG/KG/DAY 5- 50 MG/KG/DAY

TABLE S18 (UNSCHEDULED DEATHS)

PROJECT NO.:WIL-402023 A 90-DAY DERMAL STUDY UTILIZING CLARIFIED OILS IN RATS 

SPONSOR:AMERICAN PETROLEUM SUMMARY OF MICROSCOPIC FINDINGS

----- MALE -----

| GROUP: | 1 | 2 | 3 | 4 | 5 |
|---|---|---|---|---|---|
| NUMBER OF ANIMALS IN DOSE GROUP | 10 | 10 | 10 | 10 | 10 |
| NUMBER OF ANIMALS EXAMINED | 0 | 0 | 0 | 0 | 5 |
| ILEUM | | | | | |
| TOTAL NUMBER EXAMINED | 0 | 0 | 0 | 0 | 5 |
| EXAMINED, UNREMARKABLE | 0 | 0 | 0 | 0 | 4 |
| -DILATATION, LUMEN | 0 | 0 | 0 | 0 | 1 |
| MILD | NONE | NONE | NONE | NONE | 1 |
| JEJUNUM | | | | | |
| TOTAL NUMBER EXAMINED | 0 | 0 | 0 | 0 | 5 |
| EXAMINED, UNREMARKABLE | 0 | 0 | 0 | 0 | 5 |
| JOINT | | | | | |
| TOTAL NUMBER EXAMINED | 0 | 0 | 0 | 0 | 5 |
| EXAMINED, UNREMARKABLE | 0 | 0 | 0 | 0 | 5 |
| KIDNEYS | | | | | |
| TOTAL NUMBER EXAMINED | 0 | 0 | 0 | 0 | 5 |
| EXAMINED, UNREMARKABLE | 0 | 0 | 0 | 0 | 0 |
| -NECROSIS, TUBULAR | 0 | 0 | 0 | 0 | 3 |
| MINIMAL | NONE | NONE | NONE | NONE | 1 |
| MILD | NONE | NONE | NONE | NONE | 1 |
| MODERATE | NONE | NONE | NONE | NONE | 1 |
| -NEPHROPATHY, CHRONIC PROGRESSIVE | 0 | 0 | 0 | 0 | 4 |
| MINIMAL | NONE | NONE | NONE | NONE | 4 |
| -PIGMENT, BROWN | 0 | 0 | 0 | 0 | 3 |
| MINIMAL | NONE | NONE | NONE | NONE | 1 |
| MILD | NONE | NONE | NONE | NONE | 2 |

1- UNTREATED 2- 0 MG/KG/DAY 3- 5 MG/KG/DAY 4- 25 MG/KG/DAY 5- 50 MG/KG/DAY

TABLE S18 (UNSCHEDULED DEATHS)

PROJECT NO.:WIL-402023 A 90-DAY DERMAL STUDY UTILIZING CLARIFIED OILS IN RATS 

SPONSOR:AMERICAN PETROLEUM SUMMARY OF MICROSCOPIC FINDINGS

----- MALE -----

| GROUP: | 1 | 2 | 3 | 4 | 5 |
|---|---|---|---|---|---|
| NUMBER OF ANIMALS IN DOSE GROUP | 10 | 10 | 10 | 10 | 10 |
| NUMBER OF ANIMALS EXAMINED | 0 | 0 | 0 | 0 | 5 |
| LAC. GLAND EXOR | | | | | |
| TOTAL NUMBER EXAMINED | 0 | 0 | 0 | 0 | 5 |
| EXAMINED, UNREMARKABLE | 0 | 0 | 0 | 0 | 1 |
| -ATROPHY, ACINAR | 0 | 0 | 0 | 0 | 4 |
| MINIMAL | NONE | NONE | NONE | NONE | 1 |
| MILD | NONE | NONE | NONE | NONE | 3 |
| LIVER | | | | | |
| TOTAL NUMBER EXAMINED | 0 | 0 | 0 | 0 | 5 |
| EXAMINED, UNREMARKABLE | 0 | 0 | 0 | 0 | 0 |
| -ATROPHY, HEPATOCELLULAR, CENTRILOBULAR | 0 | 0 | 0 | 0 | 5 |
| MILD | NONE | NONE | NONE | NONE | 3 |
| MODERATE | NONE | NONE | NONE | NONE | 2 |
| -INFILTRATE, MONONUCLEAR | 0 | 0 | 0 | 0 | 1 |
| MINIMAL | NONE | NONE | NONE | NONE | 1 |
| LN, AXILLARY | | | | | |
| TOTAL NUMBER EXAMINED | 0 | 0 | 0 | 0 | 5 |
| EXAMINED, UNREMARKABLE | 0 | 0 | 0 | 0 | 2 |
| -DEPLETION, LYMPHOID | 0 | 0 | 0 | 0 | 3 |
| MINIMAL | NONE | NONE | NONE | NONE | 1 |
| MILD | NONE | NONE | NONE | NONE | 1 |
| MODERATE | NONE | NONE | NONE | NONE | 1 |

1- UNTREATED 2- 0 MG/KG/DAY 3- 5 MG/KG/DAY 4- 25 MG/KG/DAY 5- 50 MG/KG/DAY

TABLE S18 (UNSCHEDULED DEATHS)

PROJECT NO.:WIL-402023 A 90-DAY DERMAL STUDY UTILIZING CLARIFIED OILS IN RATS 

SPONSOR:AMERICAN PETROLEUM SUMMARY OF MICROSCOPIC FINDINGS

----- MALE -----

| GROUP: | 1 | 2 | 3 | 4 | 5 |
|---|---|---|---|---|---|
| NUMBER OF ANIMALS IN DOSE GROUP | 10 | 10 | 10 | 10 | 10 |
| NUMBER OF ANIMALS EXAMINED | 0 | 0 | 0 | 0 | 5 |
| LN, AXILLARY - CONTINUED | | | | | |
| -ERYTHROCYTOSIS, SINUS | 0 | 0 | 0 | 0 | 1 |
| MINIMAL | NONE | NONE | NONE | NONE | 1 |
| LN, ILIAC | | | | | |
| TOTAL NUMBER EXAMINED | NA | NA | NA | NA | 2 |
| EXAMINED, UNREMARKABLE | NA | NA | NA | NA | 0 |
| -ERYTHROCYTOSIS, SINUS | NA | NA | NA | NA | 2 |
| MINIMAL | NA | NA | NA | NA | 2 |
| LN, MANDIBULAR | | | | | |
| TOTAL NUMBER EXAMINED | 0 | 0 | 0 | 0 | 5 |
| EXAMINED, UNREMARKABLE | 0 | 0 | 0 | 0 | 0 |
| -DEPLETION, LYMPHOID | 0 | 0 | 0 | 0 | 4 |
| MINIMAL | NONE | NONE | NONE | NONE | 2 |
| MILD | NONE | NONE | NONE | NONE | 1 |
| MODERATE | NONE | NONE | NONE | NONE | 1 |
| -ERYTHROCYTOSIS, SINUS | 0 | 0 | 0 | 0 | 3 |
| MINIMAL | NONE | NONE | NONE | NONE | 3 |
| LN, MESENTERIC | | | | | |
| TOTAL NUMBER EXAMINED | 0 | 0 | 0 | 0 | 5 |
| EXAMINED, UNREMARKABLE | 0 | 0 | 0 | 0 | 1 |
| -DEPLETION, LYMPHOID | 0 | 0 | 0 | 0 | 4 |
| MINIMAL | NONE | NONE | NONE | NONE | 1 |
| MILD | NONE | NONE | NONE | NONE | 1 |
| MODERATE | NONE | NONE | NONE | NONE | 2 |

1- UNTREATED 2- 0 MG/KG/DAY 3- 5 MG/KG/DAY 4- 25 MG/KG/DAY 5- 50 MG/KG/DAY

NA = NOT APPLICABLE

----- MALE -----

| GROUP: | 1 | 2 | 3 | 4 | 5 |
|---|---|---|---|---|---|
| NUMBER OF ANIMALS IN DOSE GROUP | 10 | 10 | 10 | 10 | 10 |
| NUMBER OF ANIMALS EXAMINED | 0 | 0 | 0 | 0 | 5 |
| LN, MESENTERIC - CONTINUED | | | | | |
| -ERYTHROCYTOSIS, SINUS | 0 | 0 | 0 | 0 | 2 |
| MINIMAL | NONE | NONE | NONE | NONE | 2 |
| LUNGS | | | | | |
| TOTAL NUMBER EXAMINED | 0 | 0 | 0 | 0 | 5 |
| EXAMINED, UNREMARKABLE | 0 | 0 | 0 | 0 | 5 |
| MARROW, FEMUR | | | | | |
| TOTAL NUMBER EXAMINED | 0 | 0 | 0 | 0 | 5 |
| EXAMINED, UNREMARKABLE | 0 | 0 | 0 | 0 | 1 |
| -DEPLETION | 0 | 0 | 0 | 0 | 4 |
| MILD | NONE | NONE | NONE | NONE | 1 |
| MODERATE | NONE | NONE | NONE | NONE | 3 |
| MARROW, STERN | | | | | |
| TOTAL NUMBER EXAMINED | 0 | 0 | 0 | 0 | 5 |
| EXAMINED, UNREMARKABLE | 0 | 0 | 0 | 0 | 1 |
| -DEPLETION | 0 | 0 | 0 | 0 | 4 |
| MINIMAL | NONE | NONE | NONE | NONE | 1 |
| MILD | NONE | NONE | NONE | NONE | 2 |
| MODERATE | NONE | NONE | NONE | NONE | 1 |

1- UNTREATED 2- 0 MG/KG/DAY 3- 5 MG/KG/DAY 4- 25 MG/KG/DAY 5- 50 MG/KG/DAY

TABLE S18 (UNSCHEDULED DEATHS)

PROJECT NO.:WIL-402023 A 90-DAY DERMAL STUDY UTILIZING CLARIFIED OILS IN RATS PAGE 8

SPONSOR:AMERICAN PETROLEUM SUMMARY OF MICROSCOPIC FINDINGS

----- MALE -----

| GROUP: | 1 | 2 | 3 | 4 | 5 |
|---|---|---|---|---|---|
| NUMBER OF ANIMALS IN DOSE GROUP | 10 | 10 | 10 | 10 | 10 |
| NUMBER OF ANIMALS EXAMINED | 0 | 0 | 0 | 0 | 5 |
| NERVE, SCIATIC | | | | | |
| TOTAL NUMBER EXAMINED | 0 | 0 | 0 | 0 | 5 |
| EXAMINED, UNREMARKABLE | 0 | 0 | 0 | 0 | 5 |
| NERVES, OPTIC | | | | | |
| TOTAL NUMBER EXAMINED | 0 | 0 | 0 | 0 | 4 |
| EXAMINED, UNREMARKABLE | 0 | 0 | 0 | 0 | 4 |
| NOT PRESENT FOR EXAMINATION | 0 | 0 | 0 | 0 | 1 |
| PANCREAS | | | | | |
| TOTAL NUMBER EXAMINED | 0 | 0 | 0 | 0 | 5 |
| EXAMINED, UNREMARKABLE | 0 | 0 | 0 | 0 | 3 |
| -DECREASED ZYMOGEN GRANULES | 0 | 0 | 0 | 0 | 1 |
| MINIMAL | NONE | NONE | NONE | NONE | 1 |
| -INFILTRATE, MONONUCLEAR | 0 | 0 | 0 | 0 | 1 |
| MINIMAL | NONE | NONE | NONE | NONE | 1 |
| PARATHYROIDS | | | | | |
| TOTAL NUMBER EXAMINED | 0 | 0 | 0 | 0 | 4 |
| EXAMINED, UNREMARKABLE | 0 | 0 | 0 | 0 | 4 |
| NOT PRESENT FOR EXAMINATION | 0 | 0 | 0 | 0 | 1 |

1- UNTREATED 2- 0 MG/KG/DAY 3- 5 MG/KG/DAY 4- 25 MG/KG/DAY 5- 50 MG/KG/DAY

TABLE S18 (UNSCHEDULED DEATHS)

PROJECT NO.:WIL-402023 A 90-DAY DERMAL STUDY UTILIZING CLARIFIED OILS IN RATS 

SPONSOR:AMERICAN PETROLEUM SUMMARY OF MICROSCOPIC FINDINGS

----- MALE -----

| GROUP: | 1 | 2 | 3 | 4 | 5 |
|---|---|---|---|---|---|
| NUMBER OF ANIMALS IN DOSE GROUP | 10 | 10 | 10 | 10 | 10 |
| NUMBER OF ANIMALS EXAMINED | 0 | 0 | 0 | 0 | 5 |
| PENIS | | | | | |
| TOTAL NUMBER EXAMINED | NA | NA | NA | NA | 1 |
| EXAMINED, UNREMARKABLE | NA | NA | NA | NA | 1 |
| PITUITARY | | | | | |
| TOTAL NUMBER EXAMINED | 0 | 0 | 0 | 0 | 5 |
| EXAMINED, UNREMARKABLE | 0 | 0 | 0 | 0 | 1 |
| -HEMORRHAGE | 0 | 0 | 0 | 0 | 1 |
| MINIMAL | NONE | NONE | NONE | NONE | 1 |
| -VACUOLATION, PARS DISTALIS | 0 | 0 | 0 | 0 | 4 |
| MINIMAL | NONE | NONE | NONE | NONE | 2 |
| MILD | NONE | NONE | NONE | NONE | 2 |
| PROSTATE | | | | | |
| TOTAL NUMBER EXAMINED | 0 | 0 | 0 | 0 | 5 |
| EXAMINED, UNREMARKABLE | 0 | 0 | 0 | 0 | 4 |
| -INFLAMMATION, SUPPURATIVE | 0 | 0 | 0 | 0 | 1 |
| MODERATE | NONE | NONE | NONE | NONE | 1 |
| RECTUM | | | | | |
| TOTAL NUMBER EXAMINED | 0 | 0 | 0 | 0 | 5 |
| EXAMINED, UNREMARKABLE | 0 | 0 | 0 | 0 | 4 |
| -DILATATION, LUMEN | 0 | 0 | 0 | 0 | 1 |
| MILD | NONE | NONE | NONE | NONE | 1 |

1- UNTREATED 2- 0 MG/KG/DAY 3- 5 MG/KG/DAY 4- 25 MG/KG/DAY 5- 50 MG/KG/DAY

NA = NOT APPLICABLE

TABLE S18 (UNSCHEDULED DEATHS)

PROJECT NO.:WIL-402023 A 90-DAY DERMAL STUDY UTILIZING CLARIFIED OILS IN RATS 

SPONSOR:AMERICAN PETROLEUM SUMMARY OF MICROSCOPIC FINDINGS

----- MALE -----

| GROUP: | 1 | 2 | 3 | 4 | 5 |
|---|---|---|---|---|---|
| NUMBER OF ANIMALS IN DOSE GROUP | 10 | 10 | 10 | 10 | 10 |
| NUMBER OF ANIMALS EXAMINED | 0 | 0 | 0 | 0 | 5 |
| SAL. GLAND MAND | | | | | |
| TOTAL NUMBER EXAMINED | 0 | 0 | 0 | 0 | 5 |
| EXAMINED, UNREMARKABLE | 0 | 0 | 0 | 0 | 5 |
| SEMINAL VESICLES | | | | | |
| TOTAL NUMBER EXAMINED | 0 | 0 | 0 | 0 | 5 |
| EXAMINED, UNREMARKABLE | 0 | 0 | 0 | 0 | 3 |
| -DECREASED SECRETION | 0 | 0 | 0 | 0 | 2 |
| MILD | NONE | NONE | NONE | NONE | 1 |
| MODERATE | NONE | NONE | NONE | NONE | 1 |
| SKELETAL MUSCLE | | | | | |
| TOTAL NUMBER EXAMINED | 0 | 0 | 0 | 0 | 5 |
| EXAMINED, UNREMARKABLE | 0 | 0 | 0 | 0 | 5 |
| SKIN | | | | | |
| TOTAL NUMBER EXAMINED | 0 | 0 | 0 | 0 | 5 |
| EXAMINED, UNREMARKABLE | 0 | 0 | 0 | 0 | 3 |
| -EDEMA | 0 | 0 | 0 | 0 | 1 |
| MINIMAL | NONE | NONE | NONE | NONE | 1 |
| -INFILTRATE, MONONUCLEAR | 0 | 0 | 0 | 0 | 2 |
| MINIMAL | NONE | NONE | NONE | NONE | 2 |

1- UNTREATED 2- 0 MG/KG/DAY 3- 5 MG/KG/DAY 4- 25 MG/KG/DAY 5- 50 MG/KG/DAY

----- MALE -----

| GROUP: | 1 | 2 | 3 | 4 | 5 |
|---|---|---|---|---|---|
| NUMBER OF ANIMALS IN DOSE GROUP | 10 | 10 | 10 | 10 | 10 |
| NUMBER OF ANIMALS EXAMINED | 0 | 0 | 0 | 0 | 5 |
| SKIN, TREATED | | | | | |
| TOTAL NUMBER EXAMINED | 0 | 0 | 0 | 0 | 5 |
| EXAMINED, UNREMARKABLE | 0 | 0 | 0 | 0 | 5 |
| SKIN, UNTREATED | | | | | |
| TOTAL NUMBER EXAMINED | 0 | 0 | 0 | 0 | 5 |
| EXAMINED, UNREMARKABLE | 0 | 0 | 0 | 0 | 5 |
| SPINAL CORD | | | | | |
| TOTAL NUMBER EXAMINED | 0 | 0 | 0 | 0 | 5 |
| EXAMINED, UNREMARKABLE | 0 | 0 | 0 | 0 | 5 |
| SPLEEN | | | | | |
| TOTAL NUMBER EXAMINED | 0 | 0 | 0 | 0 | 5 |
| EXAMINED, UNREMARKABLE | 0 | 0 | 0 | 0 | 1 |
| -DEPLETION, LYMPHOID | 0 | 0 | 0 | 0 | 4 |
| MILD | NONE | NONE | NONE | NONE | 4 |
| STERNUM | | | | | |
| TOTAL NUMBER EXAMINED | 0 | 0 | 0 | 0 | 5 |
| EXAMINED, UNREMARKABLE | 0 | 0 | 0 | 0 | 5 |

1- UNTREATED 2- 0 MG/KG/DAY 3- 5 MG/KG/DAY 4- 25 MG/KG/DAY 5- 50 MG/KG/DAY

TABLE S18 (UNSCHEDULED DEATHS)
A 90-DAY DERMAL STUDY UTILIZING CLARIFIED OILS IN RATS
SUMMARY OF MICROSCOPIC FINDINGS



----- MALE -----

| GROUP: | 1 | 2 | 3 | 4 | 5 |
|---|---|---|---|---|---|
| NUMBER OF ANIMALS IN DOSE GROUP | 10 | 10 | 10 | 10 | 10 |
| NUMBER OF ANIMALS EXAMINED | 0 | 0 | 0 | 0 | 5 |
| STOMACH, GLAN | | | | | |
| TOTAL NUMBER EXAMINED | 0 | 0 | 0 | 0 | 5 |
| EXAMINED, UNREMARKABLE | 0 | 0 | 0 | 0 | 5 |
| STOMACH, NON | | | | | |
| TOTAL NUMBER EXAMINED | 0 | 0 | 0 | 0 | 5 |
| EXAMINED, UNREMARKABLE | 0 | 0 | 0 | 0 | 5 |
| TESTES | | | | | |
| TOTAL NUMBER EXAMINED | 0 | 0 | 0 | 0 | 5 |
| EXAMINED, UNREMARKABLE | 0 | 0 | 0 | 0 | 2 |
| -DEGENERATION, SEMINIFEROUS TUBULES | 0 | 0 | 0 | 0 | 3 |
| MINIMAL | NONE | NONE | NONE | NONE | 1 |
| MILD | NONE | NONE | NONE | NONE | 2 |
| -HYPOSPERMATOGENESIS | 0 | 0 | 0 | 0 | 1 |
| MILD | NONE | NONE | NONE | NONE | 1 |
| THYMUS | | | | | |
| TOTAL NUMBER EXAMINED | 0 | 0 | 0 | 0 | 5 |
| EXAMINED, UNREMARKABLE | 0 | 0 | 0 | 0 | 0 |
| -DEPLETION, LYMPHOID | 0 | 0 | 0 | 0 | 5 |
| MILD | NONE | NONE | NONE | NONE | 1 |
| MODERATE | NONE | NONE | NONE | NONE | 4 |

1- UNTREATED 2- 0 MG/KG/DAY 3- 5 MG/KG/DAY 4- 25 MG/KG/DAY 5- 50 MG/KG/DAY

TABLE S18 (UNSCHEDULED DEATHS)

PROJECT NO.:WIL-402023 A 90-DAY DERMAL STUDY UTILIZING CLARIFIED OILS IN RATS 

SPONSOR:AMERICAN PETROLEUM SUMMARY OF MICROSCOPIC FINDINGS

----- MALE -----

| GROUP: | 1 | 2 | 3 | 4 | 5 |
|---|---|---|---|---|---|
| NUMBER OF ANIMALS IN DOSE GROUP | 10 | 10 | 10 | 10 | 10 |
| NUMBER OF ANIMALS EXAMINED | 0 | 0 | 0 | 0 | 5 |
| THYROID GLANDS | | | | | |
| TOTAL NUMBER EXAMINED | 0 | 0 | 0 | 0 | 5 |
| EXAMINED, UNREMARKABLE | 0 | 0 | 0 | 0 | 0 |
| -CYST, ULTIMOBRANCHIAL | 0 | 0 | 0 | 0 | 5 |
| PRESENT | NONE | NONE | NONE | NONE | 5 |
| TRACHEA | | | | | |
| TOTAL NUMBER EXAMINED | 0 | 0 | 0 | 0 | 5 |
| EXAMINED, UNREMARKABLE | 0 | 0 | 0 | 0 | 5 |
| URINARY BLADDER | | | | | |
| TOTAL NUMBER EXAMINED | 0 | 0 | 0 | 0 | 5 |
| EXAMINED, UNREMARKABLE | 0 | 0 | 0 | 0 | 5 |

1- UNTREATED 2- 0 MG/KG/DAY 3- 5 MG/KG/DAY 4- 25 MG/KG/DAY 5- 50 MG/KG/DAY

----- FEMALE -----

| GROUP: | 1 | 2 | 3 | 4 | 5 |
|---|---|---|---|---|---|
| NUMBER OF ANIMALS IN DOSE GROUP | 10 | 10 | 10 | 10 | 10 |
| NUMBER OF ANIMALS EXAMINED | 0 | 0 | 0 | 1 | 3 |
| ADRENAL CORTEX | | | | | |
| TOTAL NUMBER EXAMINED | 0 | 0 | 0 | 1 | 3 |
| EXAMINED, UNREMARKABLE | 0 | 0 | 0 | 0 | 0 |
| -NECROSIS | 0 | 0 | 0 | 0 | 1 |
| MINIMAL | NONE | NONE | NONE | NONE | 1 |
| -VACUOLATION, CYTOPLASMIC | 0 | 0 | 0 | 1 | 3 |
| MODERATE | NONE | NONE | NONE | 1 | 3 |
| ADRENAL MEDULLA | | | | | |
| TOTAL NUMBER EXAMINED | 0 | 0 | 0 | 1 | 3 |
| EXAMINED, UNREMARKABLE | 0 | 0 | 0 | 1 | 3 |
| AORTA | | | | | |
| TOTAL NUMBER EXAMINED | 0 | 0 | 0 | 1 | 3 |
| EXAMINED, UNREMARKABLE | 0 | 0 | 0 | 1 | 3 |
| BONE | | | | | |
| TOTAL NUMBER EXAMINED | NA | NA | NA | NA | NA |
| EXAMINED, UNREMARKABLE | NA | NA | NA | NA | NA |
| NOT PRESENT FOR EXAMINATION | NA | NA | NA | NA | 1 |
| BRAIN | | | | | |
| TOTAL NUMBER EXAMINED | 0 | 0 | 0 | 1 | 3 |
| EXAMINED, UNREMARKABLE | 0 | 0 | 0 | 1 | 3 |

1- UNTREATED 2- 0 MG/KG/DAY 3- 5 MG/KG/DAY 4- 25 MG/KG/DAY 5- 50 MG/KG/DAY
NA = NOT APPLICABLE

----- FEMALE -----

| GROUP: | 1 | 2 | 3 | 4 | 5 |
|---|---|---|---|---|---|
| NUMBER OF ANIMALS IN DOSE GROUP | 10 | 10 | 10 | 10 | 10 |
| NUMBER OF ANIMALS EXAMINED | 0 | 0 | 0 | 1 | 3 |
| CECUM | | | | | |
| TOTAL NUMBER EXAMINED | 0 | 0 | 0 | 1 | 3 |
| EXAMINED, UNREMARKABLE | 0 | 0 | 0 | 1 | 3 |
| CERVIX | | | | | |
| TOTAL NUMBER EXAMINED | 0 | 0 | 0 | 1 | 3 |
| EXAMINED, UNREMARKABLE | 0 | 0 | 0 | 1 | 3 |
| COLON | | | | | |
| TOTAL NUMBER EXAMINED | 0 | 0 | 0 | 1 | 3 |
| EXAMINED, UNREMARKABLE | 0 | 0 | 0 | 1 | 2 |
| -EROSION | 0 | 0 | 0 | 0 | 1 |
| MILD | NONE | NONE | NONE | NONE | 1 |
| DUODENUM | | | | | |
| TOTAL NUMBER EXAMINED | 0 | 0 | 0 | 1 | 3 |
| EXAMINED, UNREMARKABLE | 0 | 0 | 0 | 1 | 3 |
| ESOPHAGUS | | | | | |
| TOTAL NUMBER EXAMINED | 0 | 0 | 0 | 1 | 3 |
| EXAMINED, UNREMARKABLE | 0 | 0 | 0 | 1 | 3 |

1- UNTREATED 2- 0 MG/KG/DAY 3- 5 MG/KG/DAY 4- 25 MG/KG/DAY 5- 50 MG/KG/DAY

----- FEMALE -----

| GROUP: | 1 | 2 | 3 | 4 | 5 |
|---|---|---|---|---|---|
| NUMBER OF ANIMALS IN DOSE GROUP | 10 | 10 | 10 | 10 | 10 |
| NUMBER OF ANIMALS EXAMINED | 0 | 0 | 0 | 1 | 3 |
| EYES | | | | | |
| TOTAL NUMBER EXAMINED | 0 | 0 | 0 | 1 | 3 |
| EXAMINED, UNREMARKABLE | 0 | 0 | 0 | 1 | 3 |
| FEMUR | | | | | |
| TOTAL NUMBER EXAMINED | 0 | 0 | 0 | 1 | 3 |
| EXAMINED, UNREMARKABLE | 0 | 0 | 0 | 1 | 3 |
| HEART | | | | | |
| TOTAL NUMBER EXAMINED | 0 | 0 | 0 | 1 | 3 |
| EXAMINED, UNREMARKABLE | 0 | 0 | 0 | 0 | 1 |
| -THROMBOSIS, ATRIAL | 0 | 0 | 0 | 1 | 2 |
| MILD | NONE | NONE | NONE | 1 | 2 |
| ILEUM | | | | | |
| TOTAL NUMBER EXAMINED | 0 | 0 | 0 | 1 | 3 |
| EXAMINED, UNREMARKABLE | 0 | 0 | 0 | 1 | 3 |
| JEJUNUM | | | | | |
| TOTAL NUMBER EXAMINED | 0 | 0 | 0 | 1 | 3 |
| EXAMINED, UNREMARKABLE | 0 | 0 | 0 | 1 | 3 |

1- UNTREATED 2- 0 MG/KG/DAY 3- 5 MG/KG/DAY 4- 25 MG/KG/DAY 5- 50 MG/KG/DAY

----- FEMALE -----

| GROUP: | 1 | 2 | 3 | 4 | 5 |
|---|---|---|---|---|---|
| NUMBER OF ANIMALS IN DOSE GROUP | 10 | 10 | 10 | 10 | 10 |
| NUMBER OF ANIMALS EXAMINED | 0 | 0 | 0 | 1 | 3 |
| JOINT | | | | | |
| TOTAL NUMBER EXAMINED | 0 | 0 | 0 | 1 | 3 |
| EXAMINED, UNREMARKABLE | 0 | 0 | 0 | 1 | 3 |
| KIDNEYS | | | | | |
| TOTAL NUMBER EXAMINED | 0 | 0 | 0 | 1 | 3 |
| EXAMINED, UNREMARKABLE | 0 | 0 | 0 | 0 | 0 |
| -BASOPHILIC TUBULES | 0 | 0 | 0 | 1 | 0 |
| MINIMAL | NONE | NONE | NONE | 1 | NONE |
| -MINERALIZATION | 0 | 0 | 0 | 1 | 1 |
| MINIMAL | NONE | NONE | NONE | 1 | 1 |
| -NECROSIS, TUBULAR | 0 | 0 | 0 | 0 | 2 |
| MINIMAL | NONE | NONE | NONE | NONE | 2 |
| -NEPHROPATHY, CHRONIC PROGRESSIVE | 0 | 0 | 0 | 0 | 1 |
| MODERATE | NONE | NONE | NONE | NONE | 1 |
| -PIGMENT, BROWN | 0 | 0 | 0 | 1 | 2 |
| MINIMAL | NONE | NONE | NONE | NONE | 2 |
| MILD | NONE | NONE | NONE | 1 | NONE |
| LAC. GLAND EXOR | | | | | |
| TOTAL NUMBER EXAMINED | 0 | 0 | 0 | 1 | 3 |
| EXAMINED, UNREMARKABLE | 0 | 0 | 0 | 0 | 1 |
| -ATROPHY, ACINAR | 0 | 0 | 0 | 0 | 2 |
| MINIMAL | NONE | NONE | NONE | NONE | 2 |

1- UNTREATED 2- 0 MG/KG/DAY 3- 5 MG/KG/DAY 4- 25 MG/KG/DAY 5- 50 MG/KG/DAY

----- FEMALE -----

| GROUP: | 1 | 2 | 3 | 4 | 5 |
|---|---|---|---|---|---|
| NUMBER OF ANIMALS IN DOSE GROUP | 10 | 10 | 10 | 10 | 10 |
| NUMBER OF ANIMALS EXAMINED | 0 | 0 | 0 | 1 | 3 |
| LAC. GLAND EXOR - CONTINUED | | | | | |
| -VACUOLATION, CYTOPLASMIC | 0 | 0 | 0 | 1 | 0 |
| MINIMAL | NONE | NONE | NONE | 1 | NONE |
| LIVER | | | | | |
| TOTAL NUMBER EXAMINED | 0 | 0 | 0 | 1 | 3 |
| EXAMINED, UNREMARKABLE | 0 | 0 | 0 | 0 | 0 |
| -ATROPHY, HEPATOCELLULAR, CENTRILOBULAR | 0 | 0 | 0 | 1 | 3 |
| MODERATE | NONE | NONE | NONE | 1 | 3 |
| -INFILTRATE, MONONUCLEAR | 0 | 0 | 0 | 1 | 0 |
| MINIMAL | NONE | NONE | NONE | 1 | NONE |
| -VACUOLATION, HEPATOCELLULAR | 0 | 0 | 0 | 0 | 1 |
| MINIMAL | NONE | NONE | NONE | NONE | 1 |
| LN, AXILLARY | | | | | |
| TOTAL NUMBER EXAMINED | 0 | 0 | 0 | 1 | 2 |
| EXAMINED, UNREMARKABLE | 0 | 0 | 0 | 0 | 1 |
| NOT PRESENT FOR EXAMINATION | 0 | 0 | 0 | 0 | 1 |
| -ERYTHROCYTOSIS, SINUS | 0 | 0 | 0 | 1 | 1 |
| MINIMAL | NONE | NONE | NONE | 1 | 1 |
| LN, MANDIBULAR | | | | | |
| TOTAL NUMBER EXAMINED | 0 | 0 | 0 | 1 | 3 |
| EXAMINED, UNREMARKABLE | 0 | 0 | 0 | 0 | 1 |
| -DEPLETION, LYMPHOID | 0 | 0 | 0 | 0 | 1 |
| MILD | NONE | NONE | NONE | NONE | 1 |

1- UNTREATED 2- 0 MG/KG/DAY 3- 5 MG/KG/DAY 4- 25 MG/KG/DAY 5- 50 MG/KG/DAY

----- FEMALE -----

| GROUP: | 1 | 2 | 3 | 4 | 5 |
|---|---|---|---|---|---|
| NUMBER OF ANIMALS IN DOSE GROUP | 10 | 10 | 10 | 10 | 10 |
| NUMBER OF ANIMALS EXAMINED | 0 | 0 | 0 | 1 | 3 |
| LN, MANDIBULAR - CONTINUED | | | | | |
| -ERYTHROCYTOSIS, SINUS | 0 | 0 | 0 | 1 | 1 |
| MINIMAL | NONE | NONE | NONE | 1 | 1 |
| LN, MESENTERIC | | | | | |
| TOTAL NUMBER EXAMINED | 0 | 0 | 0 | 1 | 3 |
| EXAMINED, UNREMARKABLE | 0 | 0 | 0 | 1 | 0 |
| -DEPLETION, LYMPHOID | 0 | 0 | 0 | 0 | 3 |
| MILD | NONE | NONE | NONE | NONE | 1 |
| MODERATE | NONE | NONE | NONE | NONE | 2 |
| LUNGS | | | | | |
| TOTAL NUMBER EXAMINED | 0 | 0 | 0 | 1 | 3 |
| EXAMINED, UNREMARKABLE | 0 | 0 | 0 | 1 | 3 |
| MAMMARY GLAND | | | | | |
| TOTAL NUMBER EXAMINED | 0 | 0 | 0 | 1 | 3 |
| EXAMINED, UNREMARKABLE | 0 | 0 | 0 | 1 | 3 |
| MARROW, FEMUR | | | | | |
| TOTAL NUMBER EXAMINED | 0 | 0 | 0 | 1 | 3 |
| EXAMINED, UNREMARKABLE | 0 | 0 | 0 | 1 | 0 |
| -DEPLETION | 0 | 0 | 0 | 0 | 3 |
| MODERATE | NONE | NONE | NONE | NONE | 2 |
| SEVERE | NONE | NONE | NONE | NONE | 1 |

1- UNTREATED 2- 0 MG/KG/DAY 3- 5 MG/KG/DAY 4- 25 MG/KG/DAY 5- 50 MG/KG/DAY

TABLE S18 (UNSCHEDULED DEATHS)

PROJECT NO.:WIL-402023 A 90-DAY DERMAL STUDY UTILIZING CLARIFIED OILS IN RATS 

SPONSOR:AMERICAN PETROLEUM SUMMARY OF MICROSCOPIC FINDINGS

----- FEMALE -----

| GROUP: | 1 | 2 | 3 | 4 | 5 |
|---|---|---|---|---|---|
| NUMBER OF ANIMALS IN DOSE GROUP | 10 | 10 | 10 | 10 | 10 |
| NUMBER OF ANIMALS EXAMINED | 0 | 0 | 0 | 1 | 3 |
| MARROW, STERN | | | | | |
| TOTAL NUMBER EXAMINED | 0 | 0 | 0 | 1 | 3 |
| EXAMINED, UNREMARKABLE | 0 | 0 | 0 | 0 | 0 |
| -DEPLETION | 0 | 0 | 0 | 1 | 3 |
| MINIMAL | NONE | NONE | NONE | 1 | NONE |
| MILD | NONE | NONE | NONE | NONE | 2 |
| MODERATE | NONE | NONE | NONE | NONE | 1 |
| NERVE, SCIATIC | | | | | |
| TOTAL NUMBER EXAMINED | 0 | 0 | 0 | 1 | 3 |
| EXAMINED, UNREMARKABLE | 0 | 0 | 0 | 1 | 3 |
| NERVES, OPTIC | | | | | |
| TOTAL NUMBER EXAMINED | 0 | 0 | 0 | 1 | 3 |
| EXAMINED, UNREMARKABLE | 0 | 0 | 0 | 1 | 3 |
| OVARIES | | | | | |
| TOTAL NUMBER EXAMINED | 0 | 0 | 0 | 0 | 3 |
| EXAMINED, UNREMARKABLE | 0 | 0 | 0 | 0 | 1 |
| NOT PRESENT FOR EXAMINATION | 0 | 0 | 0 | 1 | 0 |
| -ATRETIC FOLLICLES, INCREASED | 0 | 0 | 0 | 0 | 2 |
| MILD | NONE | NONE | NONE | NONE | 2 |
| -DECREASED CORPORA LUTEA | 0 | 0 | 0 | 0 | 2 |
| MILD | NONE | NONE | NONE | NONE | 2 |

1- UNTREATED 2- 0 MG/KG/DAY 3- 5 MG/KG/DAY 4- 25 MG/KG/DAY 5- 50 MG/KG/DAY

----- FEMALE -----

| GROUP: | 1 | 2 | 3 | 4 | 5 |
|---|---|---|---|---|---|
| NUMBER OF ANIMALS IN DOSE GROUP | 10 | 10 | 10 | 10 | 10 |
| NUMBER OF ANIMALS EXAMINED | 0 | 0 | 0 | 1 | 3 |
| OVIDUCTS | | | | | |
| TOTAL NUMBER EXAMINED | 0 | 0 | 0 | 1 | 3 |
| EXAMINED, UNREMARKABLE | 0 | 0 | 0 | 1 | 3 |
| PANCREAS | | | | | |
| TOTAL NUMBER EXAMINED | 0 | 0 | 0 | 1 | 3 |
| EXAMINED, UNREMARKABLE | 0 | 0 | 0 | 1 | 3 |
| PARATHYROIDS | | | | | |
| TOTAL NUMBER EXAMINED | 0 | 0 | 0 | 1 | 3 |
| EXAMINED, UNREMARKABLE | 0 | 0 | 0 | 1 | 3 |
| PEYER'S PATCHES | | | | | |
| TOTAL NUMBER EXAMINED | NA | NA | NA | NA | 2 |
| EXAMINED, UNREMARKABLE | NA | NA | NA | NA | 0 |
| -DEPLETION, LYMPHOID | NA | NA | NA | NA | 2 |
| MINIMAL | NA | NA | NA | NA | 1 |
| MILD | NA | NA | NA | NA | 1 |
| PITUITARY | | | | | |
| TOTAL NUMBER EXAMINED | 0 | 0 | 0 | 1 | 3 |
| EXAMINED, UNREMARKABLE | 0 | 0 | 0 | 1 | 3 |

1- UNTREATED 2- 0 MG/KG/DAY 3- 5 MG/KG/DAY 4- 25 MG/KG/DAY 5- 50 MG/KG/DAY
NA = NOT APPLICABLE

----- FEMALE -----

| GROUP: | 1 | 2 | 3 | 4 | 5 |
|---|---|---|---|---|---|
| NUMBER OF ANIMALS IN DOSE GROUP | 10 | 10 | 10 | 10 | 10 |
| NUMBER OF ANIMALS EXAMINED | 0 | 0 | 0 | 1 | 3 |
| RECTUM | | | | | |
| TOTAL NUMBER EXAMINED | 0 | 0 | 0 | 1 | 3 |
| EXAMINED, UNREMARKABLE | 0 | 0 | 0 | 1 | 2 |
| -INFLAMMATION, SUBACUTE | 0 | 0 | 0 | 0 | 1 |
| MILD | NONE | NONE | NONE | NONE | 1 |
| SAL. GLAND MAND | | | | | |
| TOTAL NUMBER EXAMINED | 0 | 0 | 0 | 1 | 3 |
| EXAMINED, UNREMARKABLE | 0 | 0 | 0 | 1 | 2 |
| -ATROPHY, ACINAR | 0 | 0 | 0 | 0 | 1 |
| MILD | NONE | NONE | NONE | NONE | 1 |
| SKELETAL MUSCLE | | | | | |
| TOTAL NUMBER EXAMINED | 0 | 0 | 0 | 1 | 3 |
| EXAMINED, UNREMARKABLE | 0 | 0 | 0 | 1 | 3 |
| SKIN | | | | | |
| TOTAL NUMBER EXAMINED | 0 | 0 | 0 | 1 | 3 |
| EXAMINED, UNREMARKABLE | 0 | 0 | 0 | 1 | 3 |
| SKIN, TREATED | | | | | |
| TOTAL NUMBER EXAMINED | 0 | 0 | 0 | 1 | 3 |
| EXAMINED, UNREMARKABLE | 0 | 0 | 0 | 1 | 2 |
| -HYPERPLASIA, EPIDERMIS | 0 | 0 | 0 | 0 | 1 |
| MINIMAL | NONE | NONE | NONE | NONE | 1 |

1- UNTREATED 2- 0 MG/KG/DAY 3- 5 MG/KG/DAY 4- 25 MG/KG/DAY 5- 50 MG/KG/DAY

----- FEMALE -----

| GROUP: | 1 | 2 | 3 | 4 | 5 |
|---|---|---|---|---|---|
| NUMBER OF ANIMALS IN DOSE GROUP | 10 | 10 | 10 | 10 | 10 |
| NUMBER OF ANIMALS EXAMINED | 0 | 0 | 0 | 1 | 3 |
| SKIN, UNTREATED | | | | | |
| TOTAL NUMBER EXAMINED | 0 | 0 | 0 | 1 | 3 |
| EXAMINED, UNREMARKABLE | 0 | 0 | 0 | 1 | 3 |
| SPINAL CORD | | | | | |
| TOTAL NUMBER EXAMINED | 0 | 0 | 0 | 1 | 3 |
| EXAMINED, UNREMARKABLE | 0 | 0 | 0 | 1 | 3 |
| SPLEEN | | | | | |
| TOTAL NUMBER EXAMINED | 0 | 0 | 0 | 1 | 3 |
| EXAMINED, UNREMARKABLE | 0 | 0 | 0 | 0 | 0 |
| -DEPLETION, LYMPHOID | 0 | 0 | 0 | 1 | 3 |
| MINIMAL | NONE | NONE | NONE | 1 | NONE |
| MILD | NONE | NONE | NONE | NONE | 2 |
| MODERATE | NONE | NONE | NONE | NONE | 1 |
| STERNUM | | | | | |
| TOTAL NUMBER EXAMINED | 0 | 0 | 0 | 1 | 3 |
| EXAMINED, UNREMARKABLE | 0 | 0 | 0 | 1 | 3 |

1- UNTREATED 2- 0 MG/KG/DAY 3- 5 MG/KG/DAY 4- 25 MG/KG/DAY 5- 50 MG/KG/DAY

----- FEMALE -----

| GROUP: | 1 | 2 | 3 | 4 | 5 |
|---|---|---|---|---|---|
| NUMBER OF ANIMALS IN DOSE GROUP | 10 | 10 | 10 | 10 | 10 |
| NUMBER OF ANIMALS EXAMINED | 0 | 0 | 0 | 1 | 3 |
| STOMACH, GLAN | | | | | |
| TOTAL NUMBER EXAMINED | 0 | 0 | 0 | 1 | 3 |
| EXAMINED, UNREMARKABLE | 0 | 0 | 0 | 1 | 3 |
| STOMACH, NON | | | | | |
| TOTAL NUMBER EXAMINED | 0 | 0 | 0 | 1 | 3 |
| EXAMINED, UNREMARKABLE | 0 | 0 | 0 | 1 | 3 |
| THYMUS | | | | | |
| TOTAL NUMBER EXAMINED | 0 | 0 | 0 | 1 | 3 |
| EXAMINED, UNREMARKABLE | 0 | 0 | 0 | 0 | 0 |
| -DEPLETION, LYMPHOID | 0 | 0 | 0 | 1 | 3 |
| MILD | NONE | NONE | NONE | 1 | NONE |
| MODERATE | NONE | NONE | NONE | NONE | 3 |
| -HEMORRHAGE | 0 | 0 | 0 | 1 | 1 |
| MINIMAL | NONE | NONE | NONE | 1 | 1 |
| THYROID GLANDS | | | | | |
| TOTAL NUMBER EXAMINED | 0 | 0 | 0 | 1 | 3 |
| EXAMINED, UNREMARKABLE | 0 | 0 | 0 | 1 | 1 |
| -CYST, ULTIMOBRANCHIAL | 0 | 0 | 0 | 0 | 2 |
| PRESENT | NONE | NONE | NONE | NONE | 2 |

1- UNTREATED 2- 0 MG/KG/DAY 3- 5 MG/KG/DAY 4- 25 MG/KG/DAY 5- 50 MG/KG/DAY

----- FEMALE -----

| GROUP: | 1 | 2 | 3 | 4 | 5 |
|---|---|---|---|---|---|
| NUMBER OF ANIMALS IN DOSE GROUP | 10 | 10 | 10 | 10 | 10 |
| NUMBER OF ANIMALS EXAMINED | 0 | 0 | 0 | 1 | 3 |
| TRACHEA | | | | | |
| TOTAL NUMBER EXAMINED | 0 | 0 | 0 | 1 | 3 |
| EXAMINED, UNREMARKABLE | 0 | 0 | 0 | 0 | 3 |
| -DILATATION, GLANDULAR | 0 | 0 | 0 | 1 | 0 |
| MINIMAL | NONE | NONE | NONE | 1 | NONE |
| URINARY BLADDER | | | | | |
| TOTAL NUMBER EXAMINED | 0 | 0 | 0 | 1 | 3 |
| EXAMINED, UNREMARKABLE | 0 | 0 | 0 | 1 | 3 |
| UTERUS | | | | | |
| TOTAL NUMBER EXAMINED | 0 | 0 | 0 | 1 | 3 |
| EXAMINED, UNREMARKABLE | 0 | 0 | 0 | 0 | 1 |
| -ATROPHY | 0 | 0 | 0 | 1 | 2 |
| MILD | NONE | NONE | NONE | NONE | 2 |
| MODERATE | NONE | NONE | NONE | 1 | NONE |
| VAGINA | | | | | |
| TOTAL NUMBER EXAMINED | 0 | 0 | 0 | 1 | 3 |
| EXAMINED, UNREMARKABLE | 0 | 0 | 0 | 0 | 0 |
| -ESTROUS CYCLE: DIESTRUS | 0 | 0 | 0 | 1 | 2 |
| PRESENT | NONE | NONE | NONE | 1 | 2 |
| -ESTROUS CYCLE: PROESTRUS | 0 | 0 | 0 | 0 | 1 |
| PRESENT | NONE | NONE | NONE | NONE | 1 |

1- UNTREATED 2- 0 MG/KG/DAY 3- 5 MG/KG/DAY 4- 25 MG/KG/DAY 5- 50 MG/KG/DAY

TABLE S19 (SCHEDULED NECROPSY)

PROJECT NO.:WIL-402023 A 90-DAY DERMAL STUDY UTILIZING CLARIFIED OILS IN RATS 

SPONSOR:AMERICAN PETROLEUM SUMMARY OF MICROSCOPIC FINDINGS

----- MALE -----

| GROUP: | 1 | 2 | 3 | 4 | 5 |
|---|---|---|---|---|---|
| NUMBER OF ANIMALS IN DOSE GROUP | 10 | 10 | 10 | 10 | 10 |
| NUMBER OF ANIMALS EXAMINED WEEK 12 | 10 | 10 | 10 | 10 | 5 |
| ADRENAL CORTEX | | | | | |
| TOTAL NUMBER EXAMINED | 10 | 10 | 10 | 10 | 5 |
| EXAMINED, UNREMARKABLE | 10 | 10 | 10 | 8 | 5 |
| -VACUOLATION, CYTOPLASMIC | 0 | 0 | 0 | 2 | 0 |
| MINIMAL | NONE | NONE | NONE | 2 | NONE |
| ADRENAL MEDULLA | | | | | |
| TOTAL NUMBER EXAMINED | 10 | 10 | 10 | 10 | 5 |
| EXAMINED, UNREMARKABLE | 10 | 10 | 10 | 10 | 5 |
| AORTA | | | | | |
| TOTAL NUMBER EXAMINED | 10 | 10 | 10 | 10 | 5 |
| EXAMINED, UNREMARKABLE | 10 | 10 | 10 | 10 | 5 |
| BRAIN | | | | | |
| TOTAL NUMBER EXAMINED | 10 | 10 | 10 | 10 | 5 |
| EXAMINED, UNREMARKABLE | 10 | 10 | 10 | 10 | 5 |
| CECUM | | | | | |
| TOTAL NUMBER EXAMINED | 10 | 10 | 10 | 10 | 5 |
| EXAMINED, UNREMARKABLE | 10 | 10 | 10 | 10 | 5 |

1- UNTREATED 2- 0 MG/KG/DAY 3- 5 MG/KG/DAY 4- 25 MG/KG/DAY 5- 50 MG/KG/DAY

TABLE S19 (SCHEDULED NECROPSY)

PROJECT NO.:WIL-402023 A 90-DAY DERMAL STUDY UTILIZING CLARIFIED OILS IN RATS 

SPONSOR:AMERICAN PETROLEUM SUMMARY OF MICROSCOPIC FINDINGS

----- MALE -----

| GROUP: | 1 | 2 | 3 | 4 | 5 |
|---|---|---|---|---|---|
| NUMBER OF ANIMALS IN DOSE GROUP | 10 | 10 | 10 | 10 | 10 |
| NUMBER OF ANIMALS EXAMINED WEEK 12 | 10 | 10 | 10 | 10 | 5 |
| COLON | | | | | |
| TOTAL NUMBER EXAMINED | 10 | 10 | 10 | 10 | 5 |
| EXAMINED, UNREMARKABLE | 9 | 9 | 9 | 10 | 5 |
| -DILATATION, LUMEN | 0 | 0 | 1 | 0 | 0 |
| MINIMAL | NONE | NONE | 1 | NONE | NONE |
| -INFILTRATE, MONONUCLEAR | 1 | 1 | 0 | 0 | 0 |
| MINIMAL | 1 | 1 | NONE | NONE | NONE |
| DUODENUM | | | | | |
| TOTAL NUMBER EXAMINED | 10 | 10 | 10 | 10 | 5 |
| EXAMINED, UNREMARKABLE | 10 | 10 | 10 | 10 | 5 |
| EPIDIDYMIDES | | | | | |
| TOTAL NUMBER EXAMINED | 10 | 10 | 10 | 10 | 5 |
| EXAMINED, UNREMARKABLE | 9 | 7 | 10 | 10 | 5 |
| -GRANULOMA, SPERM | 0 | 1 | 0 | 0 | 0 |
| MILD | NONE | 1 | NONE | NONE | NONE |
| -HYPOSPERMIA | 0 | 1 | 0 | 0 | 0 |
| MILD | NONE | 1 | NONE | NONE | NONE |
| -INFILTRATE, MONONUCLEAR | 0 | 1 | 0 | 0 | 0 |
| MINIMAL | NONE | 1 | NONE | NONE | NONE |
| -LUMINAL DEBRIS, CELLULAR | 1 | 1 | 0 | 0 | 0 |
| MINIMAL | 1 | 1 | NONE | NONE | NONE |

1- UNTREATED 2- 0 MG/KG/DAY 3- 5 MG/KG/DAY 4- 25 MG/KG/DAY 5- 50 MG/KG/DAY

TABLE S19 (SCHEDULED NECROPSY)

PROJECT NO.:WIL-402023 A 90-DAY DERMAL STUDY UTILIZING CLARIFIED OILS IN RATS 

SPONSOR:AMERICAN PETROLEUM SUMMARY OF MICROSCOPIC FINDINGS

----- MALE -----

| GROUP: | 1 | 2 | 3 | 4 | 5 |
|---|---|---|---|---|---|
| NUMBER OF ANIMALS IN DOSE GROUP | 10 | 10 | 10 | 10 | 10 |
| NUMBER OF ANIMALS EXAMINED WEEK 12 | 10 | 10 | 10 | 10 | 5 |
| ESOPHAGUS | | | | | |
| TOTAL NUMBER EXAMINED | 10 | 10 | 10 | 10 | 5 |
| EXAMINED, UNREMARKABLE | 10 | 10 | 10 | 10 | 5 |
| EYES | | | | | |
| TOTAL NUMBER EXAMINED | 10 | 10 | 10 | 10 | 5 |
| EXAMINED, UNREMARKABLE | 10 | 10 | 10 | 10 | 5 |
| FEMUR | | | | | |
| TOTAL NUMBER EXAMINED | 10 | 10 | 10 | 10 | 5 |
| EXAMINED, UNREMARKABLE | 10 | 10 | 10 | 10 | 5 |
| HEART | | | | | |
| TOTAL NUMBER EXAMINED | 10 | 10 | 10 | 10 | 5 |
| EXAMINED, UNREMARKABLE | 8 | 9 | 6 | 8 | 4 |
| -CARDIOMYOPATHY | 1 | 0 | 4 | 1 | 1 |
| MINIMAL | 1 | NONE | 4 | 1 | 1 |
| -INFILTRATE, MIXED INFLAMMATORY CELL | 1 | 1 | 0 | 0 | 0 |
| MINIMAL | 1 | 1 | NONE | NONE | NONE |
| -PERIARTERITIS, CHRONIC | 0 | 0 | 0 | 1 | 0 |
| MINIMAL | NONE | NONE | NONE | 1 | NONE |

1- UNTREATED 2- 0 MG/KG/DAY 3- 5 MG/KG/DAY 4- 25 MG/KG/DAY 5- 50 MG/KG/DAY

TABLE S19 (SCHEDULED NECROPSY)

PROJECT NO.:WIL-402023 A 90-DAY DERMAL STUDY UTILIZING CLARIFIED OILS IN RATS 

SPONSOR:AMERICAN PETROLEUM SUMMARY OF MICROSCOPIC FINDINGS

----- MALE -----

| GROUP: | 1 | 2 | 3 | 4 | 5 |
|---|---|---|---|---|---|
| NUMBER OF ANIMALS IN DOSE GROUP | 10 | 10 | 10 | 10 | 10 |
| NUMBER OF ANIMALS EXAMINED WEEK 12 | 10 | 10 | 10 | 10 | 5 |
| ILEUM | | | | | |
| TOTAL NUMBER EXAMINED | 10 | 10 | 10 | 10 | 5 |
| EXAMINED, UNREMARKABLE | 10 | 10 | 10 | 10 | 5 |
| JEJUNUM | | | | | |
| TOTAL NUMBER EXAMINED | 10 | 10 | 10 | 10 | 5 |
| EXAMINED, UNREMARKABLE | 10 | 10 | 10 | 10 | 5 |
| JOINT | | | | | |
| TOTAL NUMBER EXAMINED | 10 | 10 | 10 | 10 | 5 |
| EXAMINED, UNREMARKABLE | 10 | 10 | 10 | 10 | 5 |
| KIDNEYS | | | | | |
| TOTAL NUMBER EXAMINED | 10 | 10 | 10 | 10 | 5 |
| EXAMINED, UNREMARKABLE | 2 | 1 | 0 | 0 | 0 |
| -BASOPHILIC TUBULES | 1 | 1 | 0 | 0 | 0 |
| MINIMAL | 1 | 1 | NONE | NONE | NONE |
| -CYST | 0 | 0 | 1 | 0 | 0 |
| PRESENT | NONE | NONE | 1 | NONE | NONE |
| -DILATATION, PELVIS | 1 | 0 | 0 | 0 | 0 |
| MINIMAL | 1 | NONE | NONE | NONE | NONE |
| -INFILTRATE, MONONUCLEAR | 0 | 0 | 1 | 0 | 0 |
| MINIMAL | NONE | NONE | 1 | NONE | NONE |
| -MINERALIZATION | 1 | 0 | 1 | 1 | 1 |
| MINIMAL | 1 | NONE | 1 | 1 | 1 |

1- UNTREATED 2- 0 MG/KG/DAY 3- 5 MG/KG/DAY 4- 25 MG/KG/DAY 5- 50 MG/KG/DAY

TABLE S19 (SCHEDULED NECROPSY)

PROJECT NO.:WIL-402023 A 90-DAY DERMAL STUDY UTILIZING CLARIFIED OILS IN RATS 

SPONSOR:AMERICAN PETROLEUM SUMMARY OF MICROSCOPIC FINDINGS

----- MALE -----

| GROUP: | 1 | 2 | 3 | 4 | 5 |
|---|---|---|---|---|---|
| NUMBER OF ANIMALS IN DOSE GROUP | 10 | 10 | 10 | 10 | 10 |
| NUMBER OF ANIMALS EXAMINED WEEK 12 | 10 | 10 | 10 | 10 | 5 |
| KIDNEYS - CONTINUED | | | | | |
| -NEPHROPATHY, CHRONIC PROGRESSIVE | 6 | 8 | 8 | 10 | 5 |
| MINIMAL | 6 | 6 | 6 | 6 | 2 |
| MILD | NONE | 2 | 2 | 4 | 3 |
| -PIGMENT, BROWN | 0 | 0 | 0 | 0 | 1 |
| MINIMAL | NONE | NONE | NONE | NONE | 1 |
| LAC. GLAND EXOR | | | | | |
| TOTAL NUMBER EXAMINED | 10 | 10 | 10 | 10 | 5 |
| EXAMINED, UNREMARKABLE | 9 | 8 | 10 | 10 | 5 |
| -INFILTRATE, MONONUCLEAR | 1 | 2 | 0 | 0 | 0 |
| MINIMAL | 1 | 2 | NONE | NONE | NONE |
| LIVER | | | | | |
| TOTAL NUMBER EXAMINED | 10 | 10 | 10 | 10 | 5 |
| EXAMINED, UNREMARKABLE | 1 | 0 | 0 | 0 | 1 |
| -ATROPHY, HEPATOCELLULAR, CENTRILOBULAR | 0 | 0 | 0 | 0 | 1 |
| MODERATE | NONE | NONE | NONE | NONE | 1 |
| -INFILTRATE, MONONUCLEAR | 9 | 9 | 10 | 9 | 2 |
| MINIMAL | 9 | 9 | 10 | 8 | 2 |
| MILD | NONE | NONE | NONE | 1 | NONE |
| -NECROSIS, HEPATOCELLULAR | 0 | 0 | 0 | 1 | 0 |
| MINIMAL | NONE | NONE | NONE | 1 | NONE |
| -NECROSIS, HEPATOCELLULAR, CENTRILOBULAR | 0 | 0 | 0 | 0 | 1 |
| MILD | NONE | NONE | NONE | NONE | 1 |

1- UNTREATED 2- 0 MG/KG/DAY 3- 5 MG/KG/DAY 4- 25 MG/KG/DAY 5- 50 MG/KG/DAY

----- MALE -----

| GROUP: | 1 | 2 | 3 | 4 | 5 |
|---|---|---|---|---|---|
| NUMBER OF ANIMALS IN DOSE GROUP | 10 | 10 | 10 | 10 | 10 |
| NUMBER OF ANIMALS EXAMINED WEEK 12 | 10 | 10 | 10 | 10 | 5 |
| LIVER - CONTINUED | | | | | |
| -NECROSIS, VASCULAR | 0 | 1 | 0 | 0 | 0 |
| MILD | NONE | 1 | NONE | NONE | NONE |
| -VACUOLATION, HEPATOCELLULAR | 0 | 0 | 1 | 3 | 2 |
| MINIMAL | NONE | NONE | 1 | 3 | 1 |
| MILD | NONE | NONE | NONE | NONE | 1 |
| LN, AXILLARY | | | | | |
| TOTAL NUMBER EXAMINED | 10 | 10 | 10 | 10 | 5 |
| EXAMINED, UNREMARKABLE | 10 | 10 | 10 | 10 | 4 |
| -ERYTHROCYTOSIS, SINUS | 0 | 0 | 0 | 0 | 1 |
| MINIMAL | NONE | NONE | NONE | NONE | 1 |
| LN, MANDIBULAR | | | | | |
| TOTAL NUMBER EXAMINED | 10 | 10 | 10 | 10 | 5 |
| EXAMINED, UNREMARKABLE | 2 | 5 | 5 | 6 | 4 |
| -ERYTHROCYTOSIS, SINUS | 1 | 2 | 5 | 4 | 1 |
| MINIMAL | 1 | 2 | 5 | 4 | 1 |
| -PLASMACYTOSIS | 7 | 4 | 0 | 0 | 0 |
| MINIMAL | 7 | 4 | NONE | NONE | NONE |
| LN, MEDIASTINAL | | | | | |
| TOTAL NUMBER EXAMINED | NA | NA | NA | NA | 1 |
| EXAMINED, UNREMARKABLE | NA | NA | NA | NA | 0 |
| -ERYTHROCYTOSIS, SINUS | NA | NA | NA | NA | 1 |
| MINIMAL | NA | NA | NA | NA | 1 |

1- UNTREATED 2- 0 MG/KG/DAY 3- 5 MG/KG/DAY 4- 25 MG/KG/DAY 5- 50 MG/KG/DAY
NA = NOT APPLICABLE

TABLE S19 (SCHEDULED NECROPSY)

PROJECT NO.:WIL-402023 A 90-DAY DERMAL STUDY UTILIZING CLARIFIED OILS IN RATS 

SPONSOR:AMERICAN PETROLEUM SUMMARY OF MICROSCOPIC FINDINGS

----- MALE -----

| GROUP: | 1 | 2 | 3 | 4 | 5 |
|---|---|---|---|---|---|
| NUMBER OF ANIMALS IN DOSE GROUP | 10 | 10 | 10 | 10 | 10 |
| NUMBER OF ANIMALS EXAMINED WEEK 12 | 10 | 10 | 10 | 10 | 5 |
| LN, MESENTERIC | | | | | |
| TOTAL NUMBER EXAMINED | 10 | 10 | 10 | 10 | 5 |
| EXAMINED, UNREMARKABLE | 9 | 10 | 10 | 7 | 0 |
| -ERYTHROCYTOSIS, SINUS | 1 | 0 | 0 | 3 | 5 |
| MINIMAL | 1 | NONE | NONE | 3 | 5 |
| LUNGS | | | | | |
| TOTAL NUMBER EXAMINED | 10 | 10 | 10 | 10 | 5 |
| EXAMINED, UNREMARKABLE | 9 | 10 | 10 | 9 | 4 |
| -HEMORRHAGE | 1 | 0 | 0 | 0 | 0 |
| MINIMAL | 1 | NONE | NONE | NONE | NONE |
| -INFILTRATE, MONONUCLEAR, PERIVASCULAR | 1 | 0 | 0 | 1 | 1 |
| MINIMAL | 1 | NONE | NONE | 1 | NONE |
| MILD | NONE | NONE | NONE | NONE | 1 |
| MARROW, FEMUR | | | | | |
| TOTAL NUMBER EXAMINED | 10 | 10 | 10 | 10 | 5 |
| EXAMINED, UNREMARKABLE | 10 | 10 | 10 | 10 | 3 |
| -DEPLETION | 0 | 0 | 0 | 0 | 2 |
| MINIMAL | NONE | NONE | NONE | NONE | 1 |
| MILD | NONE | NONE | NONE | NONE | 1 |

1- UNTREATED 2- 0 MG/KG/DAY 3- 5 MG/KG/DAY 4- 25 MG/KG/DAY 5- 50 MG/KG/DAY

TABLE S19 (SCHEDULED NECROPSY)

PROJECT NO.:WIL-402023 A 90-DAY DERMAL STUDY UTILIZING CLARIFIED OILS IN RATS PAGE 8

SPONSOR:AMERICAN PETROLEUM SUMMARY OF MICROSCOPIC FINDINGS

----- MALE -----

| GROUP: | 1 | 2 | 3 | 4 | 5 |
|---|---|---|---|---|---|
| NUMBER OF ANIMALS IN DOSE GROUP | 10 | 10 | 10 | 10 | 10 |
| NUMBER OF ANIMALS EXAMINED WEEK 12 | 10 | 10 | 10 | 10 | 5 |
| MARROW, STERN | | | | | |
| TOTAL NUMBER EXAMINED | 10 | 10 | 10 | 10 | 5 |
| EXAMINED, UNREMARKABLE | 10 | 10 | 10 | 10 | 2 |
| -DEPLETION | 0 | 0 | 0 | 0 | 3 |
| MINIMAL | NONE | NONE | NONE | NONE | 3 |
| NERVE, SCIATIC | | | | | |
| TOTAL NUMBER EXAMINED | 10 | 10 | 10 | 10 | 5 |
| EXAMINED, UNREMARKABLE | 10 | 10 | 10 | 10 | 5 |
| NERVES, OPTIC | | | | | |
| TOTAL NUMBER EXAMINED | 10 | 10 | 10 | 10 | 5 |
| EXAMINED, UNREMARKABLE | 10 | 10 | 10 | 10 | 5 |
| PANCREAS | | | | | |
| TOTAL NUMBER EXAMINED | 10 | 10 | 10 | 10 | 5 |
| EXAMINED, UNREMARKABLE | 9 | 10 | 8 | 8 | 3 |
| -DECREASED ZYMOGEN GRANULES | 0 | 0 | 0 | 1 | 0 |
| MILD | NONE | NONE | NONE | 1 | NONE |
| -HEMATOMA | 0 | 0 | 0 | 1 | 0 |
| PRESENT | NONE | NONE | NONE | 1 | NONE |
| -INFILTRATE, MONONUCLEAR | 1 | 0 | 2 | 0 | 2 |
| MINIMAL | 1 | NONE | 2 | NONE | 1 |
| MILD | NONE | NONE | NONE | NONE | 1 |

1- UNTREATED 2- 0 MG/KG/DAY 3- 5 MG/KG/DAY 4- 25 MG/KG/DAY 5- 50 MG/KG/DAY

TABLE S19 (SCHEDULED NECROPSY)

PROJECT NO.:WIL-402023 A 90-DAY DERMAL STUDY UTILIZING CLARIFIED OILS IN RATS 

SPONSOR:AMERICAN PETROLEUM SUMMARY OF MICROSCOPIC FINDINGS

----- MALE -----

| GROUP: | 1 | 2 | 3 | 4 | 5 |
|---|---|---|---|---|---|
| NUMBER OF ANIMALS IN DOSE GROUP | 10 | 10 | 10 | 10 | 10 |
| NUMBER OF ANIMALS EXAMINED WEEK 12 | 10 | 10 | 10 | 10 | 5 |
| PARATHYROIDS | | | | | |
| TOTAL NUMBER EXAMINED | 9 | 10 | 9 | 9 | 5 |
| EXAMINED, UNREMARKABLE | 9 | 10 | 9 | 9 | 4 |
| NOT PRESENT FOR EXAMINATION | 1 | 0 | 1 | 1 | 0 |
| -CYST | 0 | 0 | 0 | 0 | 1 |
| PRESENT | NONE | NONE | NONE | NONE | 1 |
| PITUITARY | | | | | |
| TOTAL NUMBER EXAMINED | 10 | 10 | 10 | 10 | 5 |
| EXAMINED, UNREMARKABLE | 2 | 2 | 3 | 2 | 0 |
| -CYST, PARS DISTALIS | 0 | 0 | 0 | 1 | 0 |
| PRESENT | NONE | NONE | NONE | 1 | NONE |
| -VACUOLATION, PARS DISTALIS | 8 | 8 | 7 | 8 | 5 |
| MINIMAL | 8 | 8 | 7 | 4 | NONE |
| MILD | NONE | NONE | NONE | 4 | 5 |
| PROSTATE | | | | | |
| TOTAL NUMBER EXAMINED | 10 | 10 | 10 | 10 | 5 |
| EXAMINED, UNREMARKABLE | 9 | 7 | 9 | 10 | 5 |
| -INFILTRATE, MONONUCLEAR | 1 | 2 | 1 | 0 | 0 |
| MINIMAL | NONE | 2 | 1 | NONE | NONE |
| MILD | 1 | NONE | NONE | NONE | NONE |
| -INFLAMMATION, SUPPURATIVE | 0 | 1 | 0 | 0 | 0 |
| MINIMAL | NONE | 1 | NONE | NONE | NONE |

1- UNTREATED 2- 0 MG/KG/DAY 3- 5 MG/KG/DAY 4- 25 MG/KG/DAY 5- 50 MG/KG/DAY

TABLE S19 (SCHEDULED NECROPSY)

PROJECT NO.:WIL-402023 A 90-DAY DERMAL STUDY UTILIZING CLARIFIED OILS IN RATS 

SPONSOR:AMERICAN PETROLEUM SUMMARY OF MICROSCOPIC FINDINGS

----- MALE -----

| GROUP: | 1 | 2 | 3 | 4 | 5 |
|---|---|---|---|---|---|
| NUMBER OF ANIMALS IN DOSE GROUP | 10 | 10 | 10 | 10 | 10 |
| NUMBER OF ANIMALS EXAMINED WEEK 12 | 10 | 10 | 10 | 10 | 5 |
| RECTUM | | | | | |
| TOTAL NUMBER EXAMINED | 10 | 10 | 10 | 10 | 5 |
| EXAMINED, UNREMARKABLE | 10 | 10 | 10 | 10 | 5 |
| SAL. GLAND MAND | | | | | |
| TOTAL NUMBER EXAMINED | 10 | 10 | 10 | 10 | 5 |
| EXAMINED, UNREMARKABLE | 9 | 9 | 10 | 10 | 5 |
| -INFLAMMATION, SUBACUTE | 1 | 1 | 0 | 0 | 0 |
| MINIMAL | NONE | 1 | NONE | NONE | NONE |
| MILD | 1 | NONE | NONE | NONE | NONE |
| SEMINAL VESICLES | | | | | |
| TOTAL NUMBER EXAMINED | 10 | 10 | 10 | 10 | 5 |
| EXAMINED, UNREMARKABLE | 10 | 10 | 10 | 10 | 5 |
| SKELETAL MUSCLE | | | | | |
| TOTAL NUMBER EXAMINED | 10 | 10 | 10 | 9 | 5 |
| EXAMINED, UNREMARKABLE | 10 | 9 | 9 | 9 | 5 |
| NOT PRESENT FOR EXAMINATION | 0 | 0 | 0 | 1 | 0 |
| -INFILTRATE, MONONUCLEAR | 0 | 1 | 1 | 0 | 0 |
| MINIMAL | NONE | 1 | 1 | NONE | NONE |

1- UNTREATED 2- 0 MG/KG/DAY 3- 5 MG/KG/DAY 4- 25 MG/KG/DAY 5- 50 MG/KG/DAY

TABLE S19 (SCHEDULED NECROPSY)
A 90-DAY DERMAL STUDY UTILIZING CLARIFIED OILS IN RATS
SUMMARY OF MICROSCOPIC FINDINGS



----- MALE -----

| GROUP: | 1 | 2 | 3 | 4 | 5 |
|---|---|---|---|---|---|
| NUMBER OF ANIMALS IN DOSE GROUP | 10 | 10 | 10 | 10 | 10 |
| NUMBER OF ANIMALS EXAMINED WEEK 12 | 10 | 10 | 10 | 10 | 5 |
| SKIN | | | | | |
| TOTAL NUMBER EXAMINED | 10 | 10 | 10 | 10 | 5 |
| EXAMINED, UNREMARKABLE | 10 | 7 | 7 | 10 | 4 |
| -EROSION | 0 | 0 | 2 | 0 | 0 |
| MINIMAL | NONE | NONE | 1 | NONE | NONE |
| MILD | NONE | NONE | 1 | NONE | NONE |
| -ULCERATION | 0 | 3 | 1 | 0 | 1 |
| MINIMAL | NONE | NONE | 1 | NONE | NONE |
| MILD | NONE | 3 | NONE | NONE | 1 |
| SKIN, TREATED | | | | | |
| TOTAL NUMBER EXAMINED | 10 | 10 | 10 | 10 | 5 |
| EXAMINED, UNREMARKABLE | 10 | 10 | 10 | 10 | 5 |
| SKIN, UNTREATED | | | | | |
| TOTAL NUMBER EXAMINED | 10 | 10 | 10 | 10 | 5 |
| EXAMINED, UNREMARKABLE | 10 | 10 | 10 | 10 | 5 |
| SPINAL CORD | | | | | |
| TOTAL NUMBER EXAMINED | 10 | 10 | 10 | 10 | 5 |
| EXAMINED, UNREMARKABLE | 10 | 10 | 10 | 10 | 5 |

1- UNTREATED 2- 0 MG/KG/DAY 3- 5 MG/KG/DAY 4- 25 MG/KG/DAY 5- 50 MG/KG/DAY

TABLE S19 (SCHEDULED NECROPSY)

PROJECT NO.:WIL-402023 A 90-DAY DERMAL STUDY UTILIZING CLARIFIED OILS IN RATS 

SPONSOR:AMERICAN PETROLEUM SUMMARY OF MICROSCOPIC FINDINGS

----- MALE -----

| GROUP: | 1 | 2 | 3 | 4 | 5 |
|---|---|---|---|---|---|
| NUMBER OF ANIMALS IN DOSE GROUP | 10 | 10 | 10 | 10 | 10 |
| NUMBER OF ANIMALS EXAMINED WEEK 12 | 10 | 10 | 10 | 10 | 5 |
| SPLEEN | | | | | |
| TOTAL NUMBER EXAMINED | 10 | 10 | 10 | 10 | 5 |
| EXAMINED, UNREMARKABLE | 10 | 10 | 9 | 9 | 5 |
| -FIBROSIS, CAPSULAR | 0 | 0 | 1 | 1 | 0 |
| MINIMAL | NONE | NONE | 1 | NONE | NONE |
| MILD | NONE | NONE | NONE | 1 | NONE |
| STERNUM | | | | | |
| TOTAL NUMBER EXAMINED | 10 | 10 | 10 | 10 | 5 |
| EXAMINED, UNREMARKABLE | 10 | 10 | 10 | 9 | 5 |
| -FIBRO-OSSEOUS LESION | 0 | 0 | 0 | 1 | 0 |
| MILD | NONE | NONE | NONE | 1 | NONE |
| STOMACH, GLAN | | | | | |
| TOTAL NUMBER EXAMINED | 10 | 10 | 10 | 10 | 5 |
| EXAMINED, UNREMARKABLE | 8 | 5 | 8 | 9 | 5 |
| -DILATATION, GLANDULAR | 2 | 5 | 2 | 1 | 0 |
| MINIMAL | 2 | 5 | 2 | 1 | NONE |
| STOMACH, NON | | | | | |
| TOTAL NUMBER EXAMINED | 10 | 10 | 10 | 10 | 5 |
| EXAMINED, UNREMARKABLE | 10 | 10 | 10 | 10 | 5 |

1- UNTREATED 2- 0 MG/KG/DAY 3- 5 MG/KG/DAY 4- 25 MG/KG/DAY 5- 50 MG/KG/DAY

----- MALE -----

| GROUP: | 1 | 2 | 3 | 4 | 5 |
|---|---|---|---|---|---|
| NUMBER OF ANIMALS IN DOSE GROUP | 10 | 10 | 10 | 10 | 10 |
| NUMBER OF ANIMALS EXAMINED WEEK 12 | 10 | 10 | 10 | 10 | 5 |
| TESTES | | | | | |
| TOTAL NUMBER EXAMINED | 10 | 10 | 10 | 10 | 5 |
| EXAMINED, UNREMARKABLE | 9 | 8 | 10 | 10 | 5 |
| -DEGENERATION, SEMINIFEROUS TUBULES | 1 | 1 | 0 | 0 | 0 |
| MINIMAL | 1 | NONE | NONE | NONE | NONE |
| MILD | NONE | 1 | NONE | NONE | NONE |
| -HYPOPLASIA, SEMINIFEROUS TUBULES | 0 | 1 | 0 | 0 | 0 |
| MINIMAL | NONE | 1 | NONE | NONE | NONE |
| -HYPOSPERMATOGENESIS | 0 | 1 | 0 | 0 | 0 |
| MODERATE | NONE | 1 | NONE | NONE | NONE |
| THYMUS | | | | | |
| TOTAL NUMBER EXAMINED | 10 | 10 | 10 | 10 | 5 |
| EXAMINED, UNREMARKABLE | 6 | 9 | 10 | 8 | 1 |
| -DEPLETION, LYMPHOID | 0 | 0 | 0 | 1 | 3 |
| MINIMAL | NONE | NONE | NONE | 1 | 1 |
| MILD | NONE | NONE | NONE | NONE | 2 |
| -HEMORRHAGE | 4 | 1 | 0 | 1 | 2 |
| MINIMAL | 3 | 1 | NONE | 1 | 2 |
| MILD | 1 | NONE | NONE | NONE | NONE |
| THYROID GLANDS | | | | | |
| TOTAL NUMBER EXAMINED | 10 | 10 | 10 | 10 | 5 |
| EXAMINED, UNREMARKABLE | 9 | 8 | 7 | 4 | 3 |
| -CYST, ULTIMOBRANCHIAL | 1 | 2 | 3 | 6 | 2 |
| PRESENT | 1 | 2 | 3 | 6 | 2 |

1- UNTREATED 2- 0 MG/KG/DAY 3- 5 MG/KG/DAY 4- 25 MG/KG/DAY 5- 50 MG/KG/DAY

TABLE S19 (SCHEDULED NECROPSY)

PROJECT NO.:WIL-402023 A 90-DAY DERMAL STUDY UTILIZING CLARIFIED OILS IN RATS 

SPONSOR:AMERICAN PETROLEUM SUMMARY OF MICROSCOPIC FINDINGS

----- MALE -----

| GROUP: | 1 | 2 | 3 | 4 | 5 |
|---|---|---|---|---|---|
| NUMBER OF ANIMALS IN DOSE GROUP | 10 | 10 | 10 | 10 | 10 |
| NUMBER OF ANIMALS EXAMINED WEEK 12 | 10 | 10 | 10 | 10 | 5 |
| TRACHEA | | | | | |
| TOTAL NUMBER EXAMINED | 10 | 10 | 10 | 10 | 5 |
| EXAMINED, UNREMARKABLE | 10 | 8 | 6 | 8 | 4 |
| -DILATATION, GLANDULAR | 0 | 2 | 4 | 2 | 1 |
| MINIMAL | NONE | 2 | 4 | 2 | 1 |
| URINARY BLADDER | | | | | |
| TOTAL NUMBER EXAMINED | 10 | 10 | 10 | 10 | 5 |
| EXAMINED, UNREMARKABLE | 10 | 10 | 10 | 10 | 5 |

1- UNTREATED 2- 0 MG/KG/DAY 3- 5 MG/KG/DAY 4- 25 MG/KG/DAY 5- 50 MG/KG/DAY

----- FEMALE -----

| GROUP: | 1 | 2 | 3 | 4 | 5 |
|---|---|---|---|---|---|
| NUMBER OF ANIMALS IN DOSE GROUP | 10 | 10 | 10 | 10 | 10 |
| NUMBER OF ANIMALS EXAMINED WEEK 12 | 10 | 10 | 10 | 9 | 7 |
| ADRENAL CORTEX | | | | | |
| TOTAL NUMBER EXAMINED | 10 | 10 | 10 | 9 | 7 |
| EXAMINED, UNREMARKABLE | 9 | 10 | 9 | 9 | 5 |
| -ANGIECTASIS | 0 | 0 | 0 | 0 | 1 |
| MILD | NONE | NONE | NONE | NONE | 1 |
| -NECROSIS | 0 | 0 | 1 | 0 | 1 |
| MINIMAL | NONE | NONE | NONE | NONE | 1 |
| MODERATE | NONE | NONE | 1 | NONE | NONE |
| -VACUOLATION, CYTOPLASMIC | 1 | 0 | 0 | 0 | 0 |
| MINIMAL | 1 | NONE | NONE | NONE | NONE |
| ADRENAL MEDULLA | | | | | |
| TOTAL NUMBER EXAMINED | 10 | 10 | 10 | 9 | 5 |
| EXAMINED, UNREMARKABLE | 10 | 10 | 10 | 9 | 5 |
| NOT PRESENT FOR EXAMINATION | 0 | 0 | 0 | 0 | 2 |
| AORTA | | | | | |
| TOTAL NUMBER EXAMINED | 10 | 10 | 10 | 9 | 7 |
| EXAMINED, UNREMARKABLE | 10 | 10 | 10 | 9 | 7 |
| BONE | | | | | |
| TOTAL NUMBER EXAMINED | NA | NA | NA | NA | 3 |
| EXAMINED, UNREMARKABLE | NA | NA | NA | NA | 1 |
| -HEMORRHAGE, ACUTE | NA | NA | NA | NA | 2 |
| MILD | NA | NA | NA | NA | 2 |

1- UNTREATED 2- 0 MG/KG/DAY 3- 5 MG/KG/DAY 4- 25 MG/KG/DAY 5- 50 MG/KG/DAY
NA = NOT APPLICABLE

TABLE S19 (SCHEDULED NECROPSY)
A 90-DAY DERMAL STUDY UTILIZING CLARIFIED OILS IN RATS
SUMMARY OF MICROSCOPIC FINDINGS



----- FEMALE -----

| GROUP: | 1 | 2 | 3 | 4 | 5 |
|---|---|---|---|---|---|
| NUMBER OF ANIMALS IN DOSE GROUP | 10 | 10 | 10 | 10 | 10 |
| NUMBER OF ANIMALS EXAMINED WEEK 12 | 10 | 10 | 10 | 9 | 7 |
| BRAIN | | | | | |
| TOTAL NUMBER EXAMINED | 10 | 10 | 10 | 9 | 7 |
| EXAMINED, UNREMARKABLE | 10 | 10 | 10 | 9 | 7 |
| CECUM | | | | | |
| TOTAL NUMBER EXAMINED | 10 | 10 | 10 | 9 | 7 |
| EXAMINED, UNREMARKABLE | 10 | 10 | 10 | 9 | 7 |
| CERVIX | | | | | |
| TOTAL NUMBER EXAMINED | 10 | 10 | 10 | 9 | 7 |
| EXAMINED, UNREMARKABLE | 10 | 10 | 10 | 9 | 7 |
| COLON | | | | | |
| TOTAL NUMBER EXAMINED | 10 | 10 | 10 | 9 | 7 |
| EXAMINED, UNREMARKABLE | 10 | 10 | 10 | 9 | 7 |
| DUODENUM | | | | | |
| TOTAL NUMBER EXAMINED | 10 | 10 | 10 | 9 | 7 |
| EXAMINED, UNREMARKABLE | 9 | 10 | 10 | 9 | 7 |
| -ECTOPIC TISSUE | 1 | 0 | 0 | 0 | 0 |
| PRESENT | 1 | NONE | NONE | NONE | NONE |

1- UNTREATED 2- 0 MG/KG/DAY 3- 5 MG/KG/DAY 4- 25 MG/KG/DAY 5- 50 MG/KG/DAY

----- FEMALE -----

| GROUP: | 1 | 2 | 3 | 4 | 5 |
|---|---|---|---|---|---|
| NUMBER OF ANIMALS IN DOSE GROUP | 10 | 10 | 10 | 10 | 10 |
| NUMBER OF ANIMALS EXAMINED WEEK 12 | 10 | 10 | 10 | 9 | 7 |
| EARS | | | | | |
| TOTAL NUMBER EXAMINED | NA | NA | NA | NA | 1 |
| EXAMINED, UNREMARKABLE | NA | NA | NA | NA | 0 |
| -INFLAMMATION, CHRONIC, CARTILAGE | NA | NA | NA | NA | 1 |
| MODERATE | NA | NA | NA | NA | 1 |
| ESOPHAGUS | | | | | |
| TOTAL NUMBER EXAMINED | 10 | 10 | 10 | 9 | 7 |
| EXAMINED, UNREMARKABLE | 10 | 10 | 10 | 9 | 7 |
| EYES | | | | | |
| TOTAL NUMBER EXAMINED | 10 | 10 | 10 | 9 | 7 |
| EXAMINED, UNREMARKABLE | 10 | 10 | 10 | 9 | 7 |
| FEMUR | | | | | |
| TOTAL NUMBER EXAMINED | 10 | 10 | 10 | 9 | 7 |
| EXAMINED, UNREMARKABLE | 10 | 10 | 10 | 9 | 7 |
| HEART | | | | | |
| TOTAL NUMBER EXAMINED | 10 | 10 | 10 | 9 | 7 |
| EXAMINED, UNREMARKABLE | 10 | 9 | 9 | 9 | 7 |
| -CARDIOMYOPATHY | 0 | 1 | 1 | 0 | 0 |
| MINIMAL | NONE | 1 | 1 | NONE | NONE |

1- UNTREATED 2- 0 MG/KG/DAY 3- 5 MG/KG/DAY 4- 25 MG/KG/DAY 5- 50 MG/KG/DAY
NA = NOT APPLICABLE

TABLE S19 (SCHEDULED NECROPSY)
A 90-DAY DERMAL STUDY UTILIZING CLARIFIED OILS IN RATS
SUMMARY OF MICROSCOPIC FINDINGS



----- FEMALE -----

| GROUP: | 1 | 2 | 3 | 4 | 5 |
|---|---|---|---|---|---|
| NUMBER OF ANIMALS IN DOSE GROUP | 10 | 10 | 10 | 10 | 10 |
| NUMBER OF ANIMALS EXAMINED WEEK 12 | 10 | 10 | 10 | 9 | 7 |
| ILEUM | | | | | |
| TOTAL NUMBER EXAMINED | 10 | 10 | 10 | 9 | 7 |
| EXAMINED, UNREMARKABLE | 10 | 10 | 10 | 9 | 7 |
| JEJUNUM | | | | | |
| TOTAL NUMBER EXAMINED | 10 | 10 | 10 | 9 | 7 |
| EXAMINED, UNREMARKABLE | 10 | 10 | 10 | 9 | 7 |
| JOINT | | | | | |
| TOTAL NUMBER EXAMINED | 10 | 10 | 10 | 9 | 7 |
| EXAMINED, UNREMARKABLE | 10 | 10 | 10 | 9 | 7 |
| KIDNEYS | | | | | |
| TOTAL NUMBER EXAMINED | 10 | 10 | 10 | 9 | 7 |
| EXAMINED, UNREMARKABLE | 3 | 3 | 2 | 1 | 1 |
| -BASOPHILIC TUBULES | 0 | 1 | 2 | 3 | 0 |
| MINIMAL | NONE | 1 | 2 | 3 | NONE |
| -INFILTRATE, MONONUCLEAR | 4 | 3 | 4 | 0 | 2 |
| MINIMAL | 4 | 2 | 4 | NONE | 2 |
| MILD | NONE | 1 | NONE | NONE | NONE |
| -MINERALIZATION | 4 | 4 | 2 | 5 | 4 |
| MINIMAL | 3 | 4 | 2 | 4 | 4 |
| MILD | 1 | NONE | NONE | 1 | NONE |
| -NEPHROPATHY, CHRONIC PROGRESSIVE | 3 | 1 | 2 | 4 | 3 |
| MINIMAL | 3 | 1 | 2 | 4 | 3 |

1- UNTREATED 2- 0 MG/KG/DAY 3- 5 MG/KG/DAY 4- 25 MG/KG/DAY 5- 50 MG/KG/DAY

----- FEMALE -----

| GROUP: | 1 | 2 | 3 | 4 | 5 |
|---|---|---|---|---|---|
| NUMBER OF ANIMALS IN DOSE GROUP | 10 | 10 | 10 | 10 | 10 |
| NUMBER OF ANIMALS EXAMINED WEEK 12 | 10 | 10 | 10 | 9 | 7 |
| KIDNEYS - CONTINUED | | | | | |
| -PYELONEPHRITIS | 1 | 0 | 0 | 0 | 0 |
| MODERATE | 1 | NONE | NONE | NONE | NONE |
| LAC. GLAND EXOR | | | | | |
| TOTAL NUMBER EXAMINED | 10 | 10 | 10 | 9 | 7 |
| EXAMINED, UNREMARKABLE | 9 | 8 | 10 | 6 | 7 |
| -INFILTRATE, MONONUCLEAR | 1 | 2 | 0 | 1 | 0 |
| MINIMAL | 1 | 2 | NONE | 1 | NONE |
| -VACUOLATION, CYTOPLASMIC | 0 | 0 | 0 | 2 | 0 |
| MINIMAL | NONE | NONE | NONE | 2 | NONE |
| LIVER | | | | | |
| TOTAL NUMBER EXAMINED | 10 | 10 | 10 | 9 | 7 |
| EXAMINED, UNREMARKABLE | 2 | 0 | 1 | 1 | 1 |
| -INFILTRATE, MONONUCLEAR | 7 | 10 | 9 | 8 | 5 |
| MINIMAL | 6 | 10 | 9 | 8 | 5 |
| MILD | 1 | NONE | NONE | NONE | NONE |
| -INFLAMMATION, ACUTE | 0 | 0 | 0 | 1 | 0 |
| MINIMAL | NONE | NONE | NONE | 1 | NONE |
| -INFLAMMATION, CHRONIC | 1 | 0 | 0 | 0 | 0 |
| MINIMAL | 1 | NONE | NONE | NONE | NONE |
| -NECROSIS, HEPATOCELLULAR | 0 | 0 | 0 | 1 | 0 |
| MILD | NONE | NONE | NONE | 1 | NONE |

1- UNTREATED 2- 0 MG/KG/DAY 3- 5 MG/KG/DAY 4- 25 MG/KG/DAY 5- 50 MG/KG/DAY

----- FEMALE -----

| GROUP: | 1 | 2 | 3 | 4 | 5 |
|---|---|---|---|---|---|
| NUMBER OF ANIMALS IN DOSE GROUP | 10 | 10 | 10 | 10 | 10 |
| NUMBER OF ANIMALS EXAMINED WEEK 12 | 10 | 10 | 10 | 9 | 7 |
| LIVER - CONTINUED | | | | | |
| -VACUOLATION, HEPATOCELLULAR | 0 | 0 | 1 | 2 | 1 |
| MINIMAL | NONE | NONE | NONE | 2 | 1 |
| MILD | NONE | NONE | 1 | NONE | NONE |
| LN, AXILLARY | | | | | |
| TOTAL NUMBER EXAMINED | 10 | 10 | 10 | 9 | 7 |
| EXAMINED, UNREMARKABLE | 10 | 8 | 9 | 5 | 6 |
| -ERYTHROCYTOSIS, SINUS | 0 | 2 | 1 | 4 | 1 |
| MINIMAL | NONE | 2 | 1 | 4 | 1 |
| LN, MANDIBULAR | | | | | |
| TOTAL NUMBER EXAMINED | 10 | 10 | 10 | 9 | 7 |
| EXAMINED, UNREMARKABLE | 5 | 2 | 4 | 1 | 2 |
| -ERYTHROCYTOSIS, SINUS | 3 | 8 | 6 | 8 | 5 |
| MINIMAL | 2 | 6 | 6 | 7 | 4 |
| MILD | 1 | 1 | NONE | 1 | 1 |
| MODERATE | NONE | 1 | NONE | NONE | NONE |
| -PLASMACYTOSIS | 2 | 1 | 1 | 1 | 0 |
| MINIMAL | 2 | 1 | 1 | 1 | NONE |
| LN, MESENTERIC | | | | | |
| TOTAL NUMBER EXAMINED | 10 | 10 | 10 | 9 | 7 |
| EXAMINED, UNREMARKABLE | 9 | 7 | 8 | 5 | 4 |
| -DEPLETION, LYMPHOID | 0 | 0 | 0 | 0 | 1 |
| MINIMAL | NONE | NONE | NONE | NONE | 1 |

1- UNTREATED 2- 0 MG/KG/DAY 3- 5 MG/KG/DAY 4- 25 MG/KG/DAY 5- 50 MG/KG/DAY

----- FEMALE -----

| GROUP: | 1 | 2 | 3 | 4 | 5 |
|---|---|---|---|---|---|
| NUMBER OF ANIMALS IN DOSE GROUP | 10 | 10 | 10 | 10 | 10 |
| NUMBER OF ANIMALS EXAMINED WEEK 12 | 10 | 10 | 10 | 9 | 7 |
| LN, MESENTERIC - CONTINUED | | | | | |
| -ERYTHROCYTOSIS, SINUS | 1 | 3 | 2 | 4 | 3 |
| MINIMAL | 1 | 3 | 2 | 4 | 3 |
| LUNGS | | | | | |
| TOTAL NUMBER EXAMINED | 10 | 10 | 10 | 9 | 7 |
| EXAMINED, UNREMARKABLE | 8 | 10 | 10 | 9 | 7 |
| -INFILTRATE, EOSINOPHIL, PERIVASCULAR | 1 | 0 | 0 | 0 | 0 |
| MINIMAL | 1 | NONE | NONE | NONE | NONE |
| -INFILTRATE, MONONUCLEAR, PERIVASCULAR | 1 | 0 | 0 | 0 | 0 |
| MINIMAL | 1 | NONE | NONE | NONE | NONE |
| MAMMARY GLAND | | | | | |
| TOTAL NUMBER EXAMINED | 10 | 10 | 10 | 9 | 7 |
| EXAMINED, UNREMARKABLE | 10 | 10 | 10 | 9 | 7 |
| MARROW, FEMUR | | | | | |
| TOTAL NUMBER EXAMINED | 10 | 10 | 10 | 9 | 7 |
| EXAMINED, UNREMARKABLE | 10 | 10 | 10 | 9 | 7 |
| MARROW, STERN | | | | | |
| TOTAL NUMBER EXAMINED | 10 | 10 | 10 | 9 | 7 |
| EXAMINED, UNREMARKABLE | 10 | 10 | 10 | 8 | 6 |
| -DEPLETION | 0 | 0 | 0 | 1 | 1 |
| MINIMAL | NONE | NONE | NONE | 1 | 1 |

1- UNTREATED 2- 0 MG/KG/DAY 3- 5 MG/KG/DAY 4- 25 MG/KG/DAY 5- 50 MG/KG/DAY

----- FEMALE -----

| GROUP: | 1 | 2 | 3 | 4 | 5 |
|---|---|---|---|---|---|
| NUMBER OF ANIMALS IN DOSE GROUP | 10 | 10 | 10 | 10 | 10 |
| NUMBER OF ANIMALS EXAMINED WEEK 12 | 10 | 10 | 10 | 9 | 7 |
| NERVE, SCIATIC | | | | | |
| TOTAL NUMBER EXAMINED | 10 | 10 | 10 | 9 | 7 |
| EXAMINED, UNREMARKABLE | 10 | 10 | 10 | 9 | 7 |
| NERVES, OPTIC | | | | | |
| TOTAL NUMBER EXAMINED | 10 | 10 | 10 | 9 | 7 |
| EXAMINED, UNREMARKABLE | 10 | 10 | 10 | 9 | 7 |
| OVARIES | | | | | |
| TOTAL NUMBER EXAMINED | 10 | 10 | 10 | 9 | 7 |
| EXAMINED, UNREMARKABLE | 10 | 9 | 9 | 6 | 2 |
| -ATRETIC FOLLICLES, INCREASED | 0 | 1 | 1 | 1 | 4 |
| MINIMAL | NONE | 1 | 1 | 1 | 3 |
| MILD | NONE | NONE | NONE | NONE | 1 |
| -CYST, LUTEAL | 0 | 0 | 0 | 0 | 1 |
| PRESENT | NONE | NONE | NONE | NONE | 1 |
| -DECREASED CORPORA LUTEA | 0 | 1 | 0 | 3 | 4 |
| MINIMAL | NONE | 1 | NONE | 2 | 2 |
| MILD | NONE | NONE | NONE | 1 | 2 |

1- UNTREATED 2- 0 MG/KG/DAY 3- 5 MG/KG/DAY 4- 25 MG/KG/DAY 5- 50 MG/KG/DAY

----- FEMALE -----

| GROUP: | 1 | 2 | 3 | 4 | 5 |
|---|---|---|---|---|---|
| NUMBER OF ANIMALS IN DOSE GROUP | 10 | 10 | 10 | 10 | 10 |
| NUMBER OF ANIMALS EXAMINED WEEK 12 | 10 | 10 | 10 | 9 | 7 |
| OVIDUCTS | | | | | |
| TOTAL NUMBER EXAMINED | 10 | 10 | 10 | 9 | 7 |
| EXAMINED, UNREMARKABLE | 10 | 10 | 10 | 9 | 7 |
| PANCREAS | | | | | |
| TOTAL NUMBER EXAMINED | 10 | 10 | 10 | 9 | 7 |
| EXAMINED, UNREMARKABLE | 9 | 9 | 10 | 9 | 7 |
| -INFILTRATE, MONONUCLEAR | 1 | 1 | 0 | 0 | 0 |
| MINIMAL | 1 | NONE | NONE | NONE | NONE |
| MILD | NONE | 1 | NONE | NONE | NONE |
| PARATHYROIDS | | | | | |
| TOTAL NUMBER EXAMINED | 9 | 6 | 5 | 7 | 5 |
| EXAMINED, UNREMARKABLE | 9 | 6 | 5 | 7 | 5 |
| NOT PRESENT FOR EXAMINATION | 1 | 4 | 5 | 2 | 2 |
| PITUITARY | | | | | |
| TOTAL NUMBER EXAMINED | 10 | 10 | 10 | 9 | 7 |
| EXAMINED, UNREMARKABLE | 10 | 9 | 9 | 9 | 7 |
| -CYST, PARS INTERMEDIA | 0 | 1 | 0 | 0 | 0 |
| PRESENT | NONE | 1 | NONE | NONE | NONE |
| -VACUOLATION, PARS DISTALIS | 0 | 0 | 1 | 0 | 0 |
| MINIMAL | NONE | NONE | 1 | NONE | NONE |

1- UNTREATED 2- 0 MG/KG/DAY 3- 5 MG/KG/DAY 4- 25 MG/KG/DAY 5- 50 MG/KG/DAY

----- FEMALE -----

| GROUP: | 1 | 2 | 3 | 4 | 5 |
|---|---|---|---|---|---|
| NUMBER OF ANIMALS IN DOSE GROUP | 10 | 10 | 10 | 10 | 10 |
| NUMBER OF ANIMALS EXAMINED WEEK 12 | 10 | 10 | 10 | 9 | 7 |
| RECTUM | | | | | |
| TOTAL NUMBER EXAMINED | 10 | 10 | 10 | 9 | 7 |
| EXAMINED, UNREMARKABLE | 10 | 10 | 10 | 9 | 7 |
| SAL. GLAND MAND | | | | | |
| TOTAL NUMBER EXAMINED | 10 | 10 | 10 | 9 | 7 |
| EXAMINED, UNREMARKABLE | 10 | 10 | 10 | 9 | 7 |
| SKELETAL MUSCLE | | | | | |
| TOTAL NUMBER EXAMINED | 10 | 10 | 10 | 9 | 7 |
| EXAMINED, UNREMARKABLE | 10 | 10 | 9 | 9 | 7 |
| -INFILTRATE, MONONUCLEAR | 0 | 0 | 1 | 0 | 0 |
| MINIMAL | NONE | NONE | 1 | NONE | NONE |
| SKIN | | | | | |
| TOTAL NUMBER EXAMINED | 10 | 10 | 10 | 9 | 7 |
| EXAMINED, UNREMARKABLE | 10 | 10 | 10 | 9 | 6 |
| -INFILTRATE, MONONUCLEAR | 0 | 0 | 0 | 0 | 1 |
| MINIMAL | NONE | NONE | NONE | NONE | 1 |
| SKIN, TREATED | | | | | |
| TOTAL NUMBER EXAMINED | 10 | 10 | 10 | 9 | 7 |
| EXAMINED, UNREMARKABLE | 10 | 10 | 10 | 8 | 7 |
| -ULCERATION | 0 | 0 | 0 | 1 | 0 |
| MILD | NONE | NONE | NONE | 1 | NONE |

1- UNTREATED 2- 0 MG/KG/DAY 3- 5 MG/KG/DAY 4- 25 MG/KG/DAY 5- 50 MG/KG/DAY

TABLE S19 (SCHEDULED NECROPSY)
A 90-DAY DERMAL STUDY UTILIZING CLARIFIED OILS IN RATS
SUMMARY OF MICROSCOPIC FINDINGS



----- FEMALE -----

| GROUP: | 1 | 2 | 3 | 4 | 5 |
|---|---|---|---|---|---|
| NUMBER OF ANIMALS IN DOSE GROUP | 10 | 10 | 10 | 10 | 10 |
| NUMBER OF ANIMALS EXAMINED WEEK 12 | 10 | 10 | 10 | 9 | 7 |
| SKIN, UNTREATED | | | | | |
| TOTAL NUMBER EXAMINED | 10 | 10 | 10 | 9 | 7 |
| EXAMINED, UNREMARKABLE | 10 | 10 | 10 | 9 | 7 |
| SPINAL CORD | | | | | |
| TOTAL NUMBER EXAMINED | 10 | 10 | 10 | 9 | 7 |
| EXAMINED, UNREMARKABLE | 10 | 10 | 10 | 9 | 7 |
| SPLEEN | | | | | |
| TOTAL NUMBER EXAMINED | 10 | 10 | 10 | 9 | 7 |
| EXAMINED, UNREMARKABLE | 10 | 10 | 10 | 7 | 6 |
| -FIBROSIS, CAPSULAR | 0 | 0 | 0 | 2 | 1 |
| MINIMAL | NONE | NONE | NONE | 1 | 1 |
| MILD | NONE | NONE | NONE | 1 | NONE |
| STERNUM | | | | | |
| TOTAL NUMBER EXAMINED | 10 | 10 | 10 | 9 | 7 |
| EXAMINED, UNREMARKABLE | 10 | 10 | 10 | 9 | 7 |
| STOMACH, GLAN | | | | | |
| TOTAL NUMBER EXAMINED | 10 | 10 | 10 | 9 | 7 |
| EXAMINED, UNREMARKABLE | 10 | 9 | 10 | 9 | 7 |
| -DILATATION, GLANDULAR | 0 | 1 | 0 | 0 | 0 |
| MINIMAL | NONE | 1 | NONE | NONE | NONE |

1- UNTREATED 2- 0 MG/KG/DAY 3- 5 MG/KG/DAY 4- 25 MG/KG/DAY 5- 50 MG/KG/DAY

TABLE S19 (SCHEDULED NECROPSY)
A 90-DAY DERMAL STUDY UTILIZING CLARIFIED OILS IN RATS
SUMMARY OF MICROSCOPIC FINDINGS



----- FEMALE -----

| GROUP: | 1 | 2 | 3 | 4 | 5 |
|---|---|---|---|---|---|
| NUMBER OF ANIMALS IN DOSE GROUP | 10 | 10 | 10 | 10 | 10 |
| NUMBER OF ANIMALS EXAMINED WEEK 12 | 10 | 10 | 10 | 9 | 7 |
| STOMACH, NON | | | | | |
| TOTAL NUMBER EXAMINED | 10 | 10 | 10 | 9 | 7 |
| EXAMINED, UNREMARKABLE | 10 | 10 | 10 | 9 | 7 |
| THYMUS | | | | | |
| TOTAL NUMBER EXAMINED | 10 | 10 | 10 | 9 | 7 |
| EXAMINED, UNREMARKABLE | 8 | 6 | 6 | 3 | 1 |
| -DEPLETION, LYMPHOID | 0 | 0 | 0 | 2 | 5 |
| MINIMAL | NONE | NONE | NONE | 2 | 2 |
| MILD | NONE | NONE | NONE | NONE | 3 |
| -HEMORRHAGE | 2 | 4 | 4 | 4 | 3 |
| MINIMAL | 1 | 3 | 4 | 4 | 2 |
| MILD | 1 | 1 | NONE | NONE | 1 |
| THYROID GLANDS | | | | | |
| TOTAL NUMBER EXAMINED | 10 | 10 | 10 | 9 | 7 |
| EXAMINED, UNREMARKABLE | 5 | 7 | 6 | 3 | 4 |
| -CYST, ULTIMOBRANCHIAL | 4 | 3 | 4 | 6 | 2 |
| PRESENT | 4 | 3 | 4 | 6 | 2 |
| -ECTOPIC TISSUE | 2 | 1 | 0 | 0 | 0 |
| PRESENT | 2 | 1 | NONE | NONE | NONE |
| -INFLAMMATION, LYMPHOCYTIC | 0 | 0 | 0 | 0 | 1 |
| MODERATE | NONE | NONE | NONE | NONE | 1 |

1- UNTREATED 2- 0 MG/KG/DAY 3- 5 MG/KG/DAY 4- 25 MG/KG/DAY 5- 50 MG/KG/DAY

----- FEMALE -----

| GROUP: | 1 | 2 | 3 | 4 | 5 |
|---|---|---|---|---|---|
| NUMBER OF ANIMALS IN DOSE GROUP | 10 | 10 | 10 | 10 | 10 |
| NUMBER OF ANIMALS EXAMINED WEEK 12 | 10 | 10 | 10 | 9 | 7 |
| TRACHEA | | | | | |
| TOTAL NUMBER EXAMINED | 10 | 10 | 10 | 9 | 7 |
| EXAMINED, UNREMARKABLE | 10 | 10 | 10 | 9 | 6 |
| -DILATATION, GLANDULAR | 0 | 0 | 0 | 0 | 1 |
| MINIMAL | NONE | NONE | NONE | NONE | 1 |
| URINARY BLADDER | | | | | |
| TOTAL NUMBER EXAMINED | 10 | 10 | 10 | 9 | 7 |
| EXAMINED, UNREMARKABLE | 9 | 10 | 10 | 9 | 7 |
| -INFLAMMATION, CHRONIC | 1 | 0 | 0 | 0 | 0 |
| MILD | 1 | NONE | NONE | NONE | NONE |
| UTERUS | | | | | |
| TOTAL NUMBER EXAMINED | 10 | 10 | 10 | 9 | 7 |
| EXAMINED, UNREMARKABLE | 5 | 8 | 6 | 4 | 3 |
| -ATROPHY | 0 | 0 | 0 | 2 | 1 |
| MINIMAL | NONE | NONE | NONE | 2 | 1 |
| -DILATATION, LUMEN | 5 | 2 | 4 | 3 | 3 |
| MINIMAL | 5 | NONE | 1 | 1 | 1 |
| MILD | NONE | 2 | 3 | 1 | 2 |
| MODERATE | NONE | NONE | NONE | 1 | NONE |

1- UNTREATED 2- 0 MG/KG/DAY 3- 5 MG/KG/DAY 4- 25 MG/KG/DAY 5- 50 MG/KG/DAY

----- FEMALE -----

| GROUP: | 1 | 2 | 3 | 4 | 5 |
|---|---|---|---|---|---|
| NUMBER OF ANIMALS IN DOSE GROUP | 10 | 10 | 10 | 10 | 10 |
| NUMBER OF ANIMALS EXAMINED WEEK 12 | 10 | 10 | 10 | 9 | 7 |
| VAGINA | | | | | |
| TOTAL NUMBER EXAMINED | 10 | 10 | 10 | 9 | 7 |
| EXAMINED, UNREMARKABLE | 0 | 0 | 0 | 0 | 0 |
| -ESTROUS CYCLE: DIESTRUS | 4 | 7 | 3 | 4 | 4 |
| PRESENT | 4 | 7 | 3 | 4 | 4 |
| -ESTROUS CYCLE: ESTRUS | 1 | 0 | 0 | 3 | 2 |
| PRESENT | 1 | NONE | NONE | 3 | 2 |
| -ESTROUS CYCLE: PROESTRUS | 5 | 3 | 7 | 2 | 1 |
| PRESENT | 5 | 3 | 7 | 2 | 1 |

1- UNTREATED 2- 0 MG/KG/DAY 3- 5 MG/KG/DAY 4- 25 MG/KG/DAY 5- 50 MG/KG/DAY

# APPENDIX A

Study Protocol and Deviations

## DEVIATIONS FROM THE PROTOCOL

This study was conducted in accordance with the protocol and protocol amendments, except for the following.

- **Protocol Section 2** states that the study will be conducted in general accordance with the OECD Guidelines, Section 474; however, the study was not conducted according to these guidelines.

  **Reason for Deviation:** The study design was not intended to be in accordance with the OECD Guidelines, Section 474.

- **Protocol Section 5.6** states that the test article and formulations are to be stored at room temperature, protected from light. On 24 June 2011, (study day 53), the storage conditions were inadvertently not documented.

  **Reason for Deviation:** Technician error.

- **Protocol Section 5.10.1** states that the vehicle to be used is Acetone, Min. 99.0% (2-propanone, CAS # 67-64-1, Spectrum Chemical Manufacturing Corporation). On 22 July 2011 (study day 81), the acetone used to prepare the quality control samples (OmniSolv® Acetone) was provided by the WIL Research Analytical Chemistry Department and purchased from EMD Chemicals, Gibbstown, NJ. The chromatography was consistent with previous preparations using the vehicle stated in the protocol and the area counts were also consistent. It is believed that this difference did not affect the outcome of the results for this study.

  **Reason for Deviation:** Technician error.

- **Protocol Section 6.5** states that the males will weigh approximately 240 g to 340 g and the females will weight approximately 170 g to 270 g at randomization; however, the male body weights ranged from 213 g to 271 g and the female body weights ranged from 155 g to 189 g at randomization.

  **Reason for Deviation:** Body weights were lower than the expected range.

- **Protocol Section 8.3.5** states that following a 6-hour test substance exposure of the fifth day of dosing during each dosing period, the residual test substance will be removed. On 1 July 2011 (Study Day 60); the 5, 25, and 50 mg/kg/day group animals were washed between 7 to 44 minutes late outside of the protocol- and WIL SOP-specified time range.

  **Reason for Deviation:** Technician error.

- **Protocol Section 8.4.2** states that analyses to demonstrate homogeneity and resuspension homogeneity as well as 8-day room temperature stability for the range of concentrations to be used on this study will be conducted by the Analytical Chemistry Department at WIL Research (WIL-402029, Haubenstricker, 2011). However, stability assessments were performed at 11 and 18 days.

  **Reason for Deviation:** Technician error.

- **Protocol Section 8.4.3** states that a positive displacement pipette will be used to collect the samples for concentration and homogeneity analysis; however, a class A volumetric pipette was used.

  **Reason for Deviation:** Due to the volatile nature of the vehicle (acetone), a positive displacement pipette was not an effective tool for collecting the concentration and homogeneity analysis samples.

- **Protocol Section 9.3.1** states that a clinical examination will be performed on all animals prior to dosing. On 13 June 2011 (study day 42), the prior to dosing clinical examination was not performed; however, a detailed physical examination was conducted prior to dose administration and a clinical examination was performed at approximately 1 to 2 hours after dose administration.

  **Reason for Deviation:** Technician error.

- **Protocol Section 9.3.3** states that dermal scoring will be conducted at the end of each 5-day dosing period after approximately 1 to 2 hours following the removed of residual test substance. Due to poor physical condition, male nos. 10452 and 10451 (50 mg/kg/day group) were sent to be euthanized *in extremis* on 23 June 201 (study day 52). Each animal had the test substance removed according to Protocol Section 8.3.5; however, the technicians did not wait approximately 1 to 2 hours after test substance removal to score the dermal irritation.

  **Reason for Deviation:** Per the Emergency Contact for the study, the animals were to be released immediately for euthanasia and subsequent necropsy.

- **Protocol Section 9.8.1** states that bone marrow smears will be prepared for all animals euthanized *in extremis* and at the scheduled necropsy. On 30 June 2011 (study day 59), female no. 10507 (25 mg/kg/day group) was sent to necropsy to be euthanized *in extremis*; however, a bone marrow smear was not prepared for this animal.

  **Reason for Deviation:** Technician error.

On 22 July 2011, WIL Research experienced power fluctuations throughout the day. As a result, there were sporadic interruptions in the light cycle and recording of the light status within the animal rooms. In addition, excursions in temperature and humidity and recording of these parameters, as well as interruptions in the number of air changes per hour were possible. As these occurrences were sporadic in nature and any excursions in temperature and humidity were minor, these deviations from the protocol-specified environmental conditions were not deemed to have an adverse impact on the health and well-being of the animals or the outcome of the study.

These deviations did not negatively impact the quality or integrity of the data nor the outcome of the study.

Study Number: WIL-402023

**PROTOCOL AMENDMENT 4**

Sponsor: American Petroleum Institute

Study Title:

A 90-Day Repeat-Dose Dermal Toxicity Study Utilizing Clarified Oils, Catalytic Cracked in Sprague Dawley Rats

Protocol Modifications:

1) The following section of the protocol will be amended to read as follows:

**10 Statistical Methods:**

All analyses will be two-tailed for significance levels of 5% and/or 1%. All means will be presented with standard deviations. All statistical tests will be performed using appropriate computing devices or programs.

Body weight, body weight change, food consumption, clinical pathology, and organ weight (absolute and relative) data, for the vehicle control group (Group 2) and all test substance-treated groups (Groups 3-5) were subjected to a one-way analysis of variance (ANOVA) (Snedecor and Cochran, 1980) to determine intergroup differences. If the ANOVA revealed statistically significant ($p<0.05$) intergroup variance, Dunnett's test (Dunnett, 1964) was used to compare the test substance-treated groups (Groups 3-5) to the vehicle control group (Group 2). The vehicle control group (Group 2) data were evaluated using the Student's t-Test (Sokal and Rohlf, 1981) and compared to the sham control group (Group 1) at a 95% confidence level ($p < 0.05$).

Gamma glutamyltransferase (GGT) values under range were assigned a value of 0.1 (half the lower limit of quantitation) for statistical analysis and reporting. GGT data were subjected to the Kruskal-Wallis nonparametric ANOVA test (Kruskal and Wallis, 1952) to determine intergroup differences. If the ANOVA revealed significance ($p<0.05$), Dunn's test (Dunn, 1964) was used to compare the test substance-treated groups (Groups 3-5) to the vehicle control group (Group 2). In

addition, the sham control group (Group 1) and vehicle control group (Group 2) were compared using a separate Kruskal-Wallis nonparametric ANOVA test.

2) The following section of the protocol is amended to add the following:

**17 References:**

Sokal, R.R. and Rohlf, F.J. In: Biometry. Freeman, San Francisco, 1981, pp. 222-229.

Reasons for Protocol Modification:

1) Correction of statistical analysis for comparison of vehicle control group to all test-substance treated groups using Dunnett's only if ANOVA is statistically significant. Addition of statistics for the evaluation of the vehicle control group (Group 2) data to the sham control group (Group 1) using the Student's t-Test at a 95% confidence level ($p < 0.05$).

2) Addition of statistic reference as appropriate.

Approval:

Sponsor's approval was obtained via e-mail on 4 November 2011.
Date

**WIL Research Laboratories, LLC**

Angela S Burke
Angela S. Burke, PhD
Study Director

4 November 2011
Date

Jozef J.W.M. Mertens, PhD, DABT
Senior Director, General Toxicology

4 Nov 2011
Date

**American Petroleum Institute**

Russell D. White
Russell White
Sponsor Representative

10 Nov. 2011
Date

Study Number: WIL-402023

**PROTOCOL AMENDMENT 3**

Sponsor: American Petroleum Institute

Study Title:

A 90-Day Repeat-Dose Dermal Toxicity Study Utilizing Clarified Oils, Catalytic Cracked in Sprague Dawley Rats

Protocol Modifications:

1) **2 Regulatory Compliance**

   The United States EPA Health Effects Test Guideline 40 CRF 798.5395 will be removed from the protocol.

Reasons for Protocol Modification:

1) The guideline does not pertain to this study design and was inadvertently included in the protocol.

Approval:

Sponsor's approval was obtained via e-mail on 14 October 2011
Date

**WIL Research Laboratories, LLC**

Angela S Burke
Angela S. Burke, PhD
Study Director

17 October 2011
Date

Jozef J.W.M. Mertens, PhD, DABT
Senior Director, General Toxicology

17 Oct 2011
Date

**American Petroleum Institute**

Russell D. White
Russell White
Sponsor Representative

15 Nov. 2011
Date

Study Number: WIL-402023

**PROTOCOL AMENDMENT 2**

Sponsor: American Petroleum Institute

Study Title:

A 90-Day Repeat-Dose Dermal Toxicity Study Utilizing Clarified Oils, Catalytic Cracked in Sprague Dawley Rats

Protocol Modifications:

1) **3.6 Principal Investigator - Histology**

   Kathryn Marks, BS, HTL (ASCP)
   Pathology Supervisor
   Biotechnics, LLC (Hillsborough, NC)
   A subsidiary of WIL Research Laboratories, LLC
   310 Millstone Drive
   Hillsborough, NC 27278

2) **3.7 Quality Assurance Contact - Biotechnics:**

   Janice Jackson-Freeman
   Quality Assurance/Office Manager
   Biotechnics, LLC (Hillsborough, NC)
   A subsidiary of WIL Research Laboratories, LLC
   310 Millstone Drive
   Hillsborough, NC 27278

3) **9.8.3 Microscopic Examination:**

The tissues for this study will be shipped from WIL Research Laboratories, LLC to:

Biotechnics, LLC
310 Millstone Drive
Hillsborough, North Carolina 27278

The histopathology slide preparation for this study will be conducted at Biotechnics, LLC in accordance with test site Standard Operating Procedures. The Principal Investigator for the slide preparation phase will be Kathryn Marks.

Quality Assurance auditing of this phase of the study will be conducted by the test site QAU. Inspection reports will be supplied to the Study Director. Upon completion of the prescribed activities, a Quality Assurance statement and a GLP Compliance statement will be provided for inclusion in the final report.

Specimens will be returned to WIL Research Laboratories, LLC for archiving.

Reasons for Protocol Modification:

1) Addition of Principal Investigator for histology at Biotechnics.

2) Addition of QA contact for Biotechnics.

3) Clarification of site where slides will be prepared.

Approval:

Sponsor's approval was obtained via e-mail on 02 August 2011
Date

**WIL Research Laboratories, LLC**

Angela S. Burke — 02 August 2011
Angela S. Burke, PhD — Date
Study Director

02 Aug 2011
Jozef J.W.M. Mertens, PhD, DABT — Date
Senior Director, General Toxicology

**American Petroleum Institute**

Russell D. White — 03 August 2011
Russell White — Date
Sponsor Representative

Study Number: WIL-402023

**PROTOCOL AMENDMENT 1**

Sponsor: American Petroleum Institute

Title of Study:

A 90-Day Repeat-Dose Dermal Toxicity Study Utilizing Clarified Oils, Catalytic Cracked in Sprague Dawley Rats

Protocol Modifications:

1) **8.3.6 Method of Administration and Dose Calculations:**

   The section referenced in the last sentence of this section of the protocol is amended to:

   Section 8.3.5

2) **9.8.1 Macroscopic Examination:**

   The footnote "a" designation is removed from the tissue "Femur with joint."

3) **9.8.3 Microscopic Examination:**

   Microscopic examination of hematoxylin-eosin stained paraffin sections will be conducted on all tissues listed in Section 9.8.1 from all animals euthanized *in extremis* or found dead, and from all surviving animals euthanized at the scheduled necropsy.

Reasons for Protocol Modification:

1) Correction of section referenced.

2) Removal of footnote designation from selected tissue.

3) Change in scope of microscopic examination.

Approval:

Sponsor's approval was obtained via e-mail on 5/2/2011.
Date

**WIL Research Laboratories, LLC**

Angela S Burke — 02 May 2011
Angela S. Burke, PhD — Date
Study Director

2 May 2011
Jozef J.W.M. Mertens, PhD, DABT — Date
Senior Director, General Toxicology

**American Petroleum Institute**

Russell D. White — 3 May 2011
Russell White — Date
Sponsor Representative

# PROTOCOL

# A 90-DAY REPEAT-DOSE DERMAL TOXICITY STUDY UTILIZING CLARIFIED OILS, CATALYTIC CRACKED IN SPRAGUE DAWLEY RATS

**Submitted To:**

**American Petroleum Institute**
1220 L Street, NW
Washington, DC 20005

**WIL Research Laboratories, LLC**
1407 George Road
Ashland, OH 44805-8946

# 1 OBJECTIVE:

The objectives of this study are to 1) evaluate the toxicity potential of repeated dermal exposure of Clarified Oils, Catalytic Cracked for 90 days and determine the effects on male and female rats, 2) verify/expand the existing data pertaining to polycyclic aromatic compounds (PAC) and the prediction of toxicity following exposure to high-boiling substances based on their PAC content, and 3) to assist in dose selection for potential future two-generation reproductive studies to be conducted, (OECD 414) in Sprague Dawley rats.

# 2 REGULATORY COMPLIANCE:

This protocol has been designed and the study will be conducted in general accordance with the United States Environmental Protection Agency (EPA) Health Effects Test Guidelines OPPTS 870.3250, the 40 CRF 798.2250 and 798.5395, and the OECD (Organisation for Economic Cooperation and Development) Guidelines for Testing of Chemicals, Health Effects Test Guidelines, Section 411, May 12, 1981, and the OECD (Organisation for Economic Cooperation and Development) Guidelines for Testing of Chemicals, Health Effects Test Guidelines, Section 474, July 21, 1997. The study will be conducted in compliance with the EPA (40 CFR Part 792) and OECD Good Laboratory Practice (GLP) Standards, [C(97) 186/Final]. The study will also be performed according to the protocol and WIL standard operating procedures.

# 3 PERSONNEL INVOLVED IN THE STUDY:

## 3.1 Sponsor's Representative:

Russell White, PhD
American Petroleum Institute
1220 L Street, NW
Washington, DC 20005
Tel: (202) 682-8344
Email: whiter@api.org

## 3.2 Sponsor's Technical Monitor:

Katy O. Goyak, PhD
Senior Toxicologist
ExxonMobil Biomedical Sciences, Inc.
1545 Route 22 East
Annandale, New Jersey 08801
Tel: (908) 730-1017
Email: katy.o.goyak@exxonmobil.com

### 3.3 WIL Study Director:

Angela S. Burke, PhD
Staff Toxicologist, General Toxicology
Tel: (419) 289-8700
Fax: (419) 289-3650
E-mail: aburke@wilresearch.com

### 3.4 WIL Departmental Responsibilities:

Teresa D. Morris, BS
Senior Toxicologist, General Toxicology
Emergency Contact
Tel: (419) 289-8700
Fax: (419) 289-3650
E-mail: tmorris@wilresearch.com

Mark D. Nemec, BS, DABT
President and Chief Operating Officer

Jozef J.W.M. Mertens, PhD, DABT
Senior Director, General Toxicology

Bennett Varsho, MPH, DABT
Director, Operations

Sally A. Keets, AS
Senior Operations Manager, Vivarium

Erica L. Lashley, BS, LAT
Operations Manager, Toxicology

Gwendalyn M. Maginnis, DVM
Clinical Veterinarian

Theresa M. Rafeld, CPhT
Group Manager, Formulations Laboratory

Carol S. Wally, BA, RLATG, SRS
Group Supervisor, Sample Processing Laboratory

George A. Parker, DVM, PhD, DACVP, DABT
Vice President, Pathology

Susan C. Haley, BS
Operations Manager, Pathology

Evelyn Vedaa, MT
Manager, Clinical Pathology

Carol A. Kopp, BS, LAT
Manager, Gross Pathology and
Developmental Toxicology Laboratory

Michael A. Safron, AS, HT (ASCP) CM
Manager, Histology

Robert A. Wally, BS
Operations Manager, Reporting &
Technical Support Services

Heather L. Johnson, BS, RQAP-GLP
Manager, Quality Assurance

Ronald E. Wilson, BS
Director, Informational Systems

Scott D. Freer, BA
Manager and Research Chemist, Analytical Chemistry

Eric S. Bodle, PhD
Assistant Director, Analytical Chemistry

**3.5 Contributing Scientists:**

David A. Wilkie, DVM, MS, DACVO
Consulting Ophthamologist
The Ohio State University

or

Brain C. Gilger, DVM, MS, DACVO
Consulting Ophthamologist
Ophthalmic Consulting

## 4 STUDY SCHEDULE:

| | |
|---|---|
| Proposed Experimental Starting Date: (Animal Receipt Date) | 19 April 2011 |
| Proposed Experimental Start Dates: (Proposed Initiation of Dosing) | 02 May 2011 |
| Proposed Necropsy Dates: | 30 July 2011 (half of each sex/group)<br>31 July 2011 (half of each sex/group) |
| Proposed Preliminary Quality Assurance Reviewed Tables and Interpretation: | Approximately 3 weeks following the scheduled necropsy |
| Proposed Audited Draft Report Date: | Approximately 12-14 weeks following the scheduled necropsy |
| Proposed Experimental Completion Date: | To be added by amendment |

## 5 TEST SUBSTANCE INFORMATION:

### 5.1 Test Substance Shipment:

Test substance and applicable documentation will be shipped under Sponsor's responsibility to:

Formulations Laboratory (WIL-402023; Angela S. Burke, PhD)
Attn. Larry Blessing
WIL Research Laboratories, LLC
1407 George Road
Ashland, Ohio 44805-8946

### 5.1 Identification:

Clarified oils, catalytic cracked (CAS 64741-62-4)

Also known as catalytic cracked slurry oil

### 5.2 Lot Number:

Site #12: Sample #2

### 5.3 Purity:

100%

**5.4 Stability:**

The test substance is considered to be stable under the storage conditions provided by the Sponsor.

**5.5 Physical Description:**

To be documented by WIL Research Laboratories, LLC.

**5.6 Storage Conditions:**

Room temperature, protected from light.

**5.7 Reserve Samples:**

Reserve samples of the test substance will be taken in accordance with WIL Standard Operating Procedures and stored in the Archives at WIL Research Laboratories, LLC indefinitely, unless otherwise specified.

**5.8 Personnel Safety:**

Routine safety precautions apply. It is the responsibility of the Sponsor to notify the testing facility of any special handling requirements for the test substance. A Material Safety Data Sheet (MSDS) will be provided.

**5.9 Test Substance Disposition:**

Unless otherwise indicated, all unused test substance will be returned to the Sponsor contact listed below:

EPL Archives, Inc.
45610 Terminal Drive
Sterling, VA 20166
Attn: Joseph Ludi (703) 435-8780 x212

**5.10 Vehicle:**

**5.10.1 Identification:**

Acetone, Min. 99.0% (2-propanone, CAS# 67-64-1, Spectrum Chemical Mfg. Corpl, product code AC115).

**5.10.2 Stability:**

The vehicle is considered to be stable under the storage conditions provided by the manufacturer.

**5.10.3 Physical Description:**

To be documented by WIL Research Laboratories, LLC in the study records.

**5.10.4 Storage Conditions:**

To be stored as per the conditions provided by the manufacturer.

**5.10.5 Reserve Samples:**

A reserve sample of the vehicle will not be collected as part of this study.

**5.10.6 Personnel Safety:**

Routine safety precautions apply. It is the responsibility of the supplier to notify the testing facility of any special handling requirements for the test substance. A Material Safety Data Sheet (MSDS) will be provided.

## 6 TEST SYSTEM:

### 6.1 Species:

Rat

### 6.2 Strain:

Crl:CD(SD)

### 6.3 Source:

Charles River Laboratories, Inc.
Facility to be documented in the raw data

### 6.4 Number of Animals:

Sixty (60) naïve males and 60 naïve females will be purchased. Fifty (50) males and 50 females will be placed on study. Females will be nulliparous and non-pregnant. Animals not utilized on study will be assigned to the WIL stock colony or euthanized by $CO_2$ inhalation and discarded.

### 6.5 Approximate Age and Weight:

Animals will be approximately 5-6 weeks of age when received, and approximately 7-8 weeks of age at initiation of dosing. The males will weigh

approximately 240 to 340 grams and the females approximately 170 to 270 grams at randomization.

### 6.6 Identification System:

Animals will be uniquely identified by a metal eartag displaying the animal number. Individual cage cards will be affixed to each cage and will display at least the animal number, group number, sex, and study number.

### 6.7 Justification for Selection and Number of Animals:

This species and strain of animal is recognized as appropriate for subchronic and chronic toxicity studies. The Crl:CD(SD) rat will be utilized because it is a widely used strain for which historical control data are available. The number of animals selected is the minimum needed to yield statistically and scientifically meaningful data.

## 7 SPECIFIC MAINTENANCE SCHEDULE:

### 7.1 Animal Housing:

Animals will be housed individually in an environmentally controlled room in suspended, wire-mesh cages. The cages will be elevated above cage-board or other suitable material. The cages will be subject to routine cleaning at a frequency consistent with maintaining good animal health. The facilities at WIL Research Laboratories, LLC are fully accredited by the Association for Assessment and Accreditation of Laboratory Animal Care International (AAALAC International).

### 7.2 Environmental Conditions:

Controls will be set to maintain temperature at 71 ± 5°F (22 ± 3°C) and relative humidity at approximately 50 ± 20%. Temperature and relative humidity will be monitored continuously. Data for these two parameters will be scheduled for automatic collection on an hourly basis. Fluorescent lighting will provide illumination for a 12-hour light/dark photoperiod. Temporary adjustments to the light/dark cycles may be made to accommodate protocol specified activities. The ventilation rate will be set at a minimum of 10 room air changes per hour, 100% fresh air.

### 7.3 Drinking Water:

Reverse osmosis-treated tap water will be available *ad libitum*. Filters servicing the automatic watering system will be changed regularly according to standard operating procedures. The municipal water (Ashland City Water Department) supplying the laboratory will be analyzed for contaminants according to

standard operating procedures to ascertain that none are present at concentrations that would be expected to affect the outcome of the study.

### 7.4 Diet:

PMI Nutrition International (Richmond, IN), LLC Certified Rodent LabDiet® 5002 (pellet) will be offered *ad libitum* during the study, except during overnight fasting prior to necropsy for all animals. Each lot utilized will be identified and recorded. Standard operating procedures provide specifications for acceptable levels of heavy metals and pesticides that are reasonably expected to be present in the diet without interfering with the purpose or conduct of the study. Each lot of feed has been analyzed to assure specifications are met. Feeders will be changed and sanitized once per week. Copies of the appropriate analyses will be maintained in the study records.

### 7.5 Enrichment:

Animals will be offered enrichment devices for the duration of the study as per WIL SOPs.

## 8 EXPERIMENTAL DESIGN:

### 8.1 Animal Receipt and Acclimation:

Each animal will be inspected by qualified personnel upon receipt. Animals judged to be in good health will be placed immediately in acclimation for at least 14 days. All animals will be weighed and assigned a permanent animal number. During the acclimation period, each animal will be observed twice daily for changes in general appearance or behavior.

The animals will be allowed a pretreatment week (during the acclimation period) at which time food consumption will be determined, eye exams will be performed, and general health will be monitored, but they will not receive the test substance. All animals will also be fitted with collars during the acclimation period. All animals will receive a detailed physical examination and body weight determination prior to the time of animal selection for randomization.

### 8.2 Randomization:

Near the end of the pretest period, animals judged to be suitable for testing will be assigned to groups at random based on body weight stratification into a block design using a computer program. A printout containing the animal numbers and individual group assignments will be generated. Animals will then be arranged into the groups according to the printout. Body weights at randomization will be within ± 20% of the mean of each sex. Following

randomization, it may be necessary to replace individual animals prior to or shortly after the initiation of dosing, based on the health status of the animals.

Replacement animals will be selected from remaining pretest animals and assigned arbitrarily. These instances will be appropriately documented in the study records.

## 8.3 Route and Rationale of Test Substance Administration:

The route of administration will be dermal for Groups 1-5 since the study objective is to determine the potential toxicity of the test substance when administered by the dermal route.

### 8.3.1 Organization of Test Groups:

The following table presents the study group arrangement. The dosage levels were selected by the Sponsor's Representatives.

| Group Number | Test Substance | Dosage Level (mg/kg/day) | Dose Concentration (mg/mL) | Dose Volume (mL/kg) | Number of Animals[c] | |
|---|---|---|---|---|---|---|
| | | | | | Males | Females |
| 1 | Sham Control | NA | NA | NA | 10 | 10 |
| 2 | Vehicle[a] | 0 | 0 | 1.5 | 10 | 10 |
| 3 | Test Substance[b] | 5 | 3.3 | 1.5 | 10 | 10 |
| 4 | Test Substance[b] | 25 | 16.7 | 1.5 | 10 | 10 |
| 5 | Test Substance[b] | 50 | 33.3 | 1.5 | 10 | 10 |

a) The vehicle used for Groups 2-5 in this study is acetone.
b) The test substance used for Groups 3-5 is Clarified oils, catalytic cracked.
c) All surviving animals will be assigned to the scheduled necropsy on Study Day 89 or 90.

### 8.3.2 Sham Control:

The Group 1 sham control animals will be subject to the same procedures (i.e. shaving, collaring, sham dosing with glass rod and removal of residual test substance) as animals in Groups 2-5. However, no vehicle or test substance will be applied to the sham control animals.

### 8.3.3 Adjustment of Dose Volumes:

Individual doses for Groups 2-5 will be calculated based upon the most recent body weights to provide the proper dosage.

### 8.3.4 Justification of Dose Level:

The dosage levels for this study were selected by the Sponsor based upon dose range finding toxicity studies in rats. Doses were selected to cover a range extending from a minimal pharmacological dose level to a dose which is likely to show signs of toxicity.

### 8.3.5 Treatment Regimen:

A process of 5 days of dosing (Monday-Friday) followed by 2 days of nondosing (Saturday and Sunday) will be repeated for the duration of the study with the exception of the last week of dosing. Due to the staggered necropsy, the last week on study will require the dosing for half of each sex for all dose groups to occur on Monday-Friday and the dosing for the remaining half of each sex for all dose groups to occur on Tuesday-Saturday. By following this regimen, the second half of each sex will have 3 days of nondosing prior to the last week of dosing. The first half of each sex will be assigned to the scheduled necropsy on study day 89 and the second half of each sex will be assigned to the scheduled necropsy on study day 90. The vehicle or test substance will be administered dermally once daily, 5 days a week for a minimum 90-day treatment period (last dose to occur the day prior to the scheduled necropsy). Study Day 0 is the first day of dosing and Study Day 89 or 90 is the day of the scheduled necropsies. All animals will be collared during each 5-day dosing period. At the end of each dosing day, after an approximate 6 hour exposure period, all animals will be gently wiped with a paper towel to remove unabsorbed test substance. Following a 6-hour test substance exposure on the fifth day of dosing during each of the dosing periods, the residual test substance will be removed (as much as possible without introducing irritation of skin) by washing each animal with a warm, 1% mild soap (1% Ivory Liquid Soap in tap water) followed by a deionized water rinse and drying of the animals with a clean paper towel. Following each wash procedure, all animals will be transferred to clean cages and the collars removed for a 2-day non-dosing period. Prior to the first dose of the next 5-day dosing period, collars will be replaced on all animals. If the use of replacement animals becomes necessary, these animals may receive fewer doses than specified.

### 8.3.6 Method of Administration and Dose Calculations:

Prior to dose administration, the back (down each side to the ventral surface) and flanks of each animal will be clipped free of hair using an electric clipper. Additional clipping throughout the study will be performed as necessary. Dosing sites will be marked with a permanent marker for animals and remarked as necessary for the duration of the study.

The vehicle and test substance formulations, adjusted as mL/kg per the most recent individual body weight, will be spread uniformly over the treatment site (target area of approximately 10% of the body surface area). The area covered by test substance will be measured and recorded once per week for a representative animal of each sex in each group whose body weight is close to the mean body weight and the resulting approximate % of body surface area covered will be reported. The vehicle and test substance formulations will be applied to each animal in Groups 2-5 (as appropriate) and spread over the area using a glass rod. The area will remain uncovered. Animals will be exposed for 5 consecutive days and collared for the duration of the exposure to prevent ingestion of the test substance. At the end of the 5-day exposure period, the exposure site will be cleaned to remove residual test substance (as much as possible without introducing irritation of skin) and the collars removed. The collars will be replaced after the 2-day nondosing period prior to the next exposure period with the exception of the last week of dosing (see Section 9.3.5).

### 8.3.7 Removal of Test Substance:

Residual test material will be gently removed (as much as possible without introducing irritation of skin) from animals following the 5-day exposure period using warm water and mild soap (1% Ivory Liquid Soap in tap water). The site will be rinsed with deionized water and gently patted dry and animals will be placed in clean caging.

## 8.4 <u>Preparation and Analysis of Test Substance Formulations:</u>

### 8.4.1 Method and Frequency of Preparation:

The test substance will be prepared for dosing as a weight-to-volume mixture in acetone. The dosing formulations will be prepared approximately weekly. A complete and detailed description of the methods of test substance preparation will be included in the study records and described in the final report.

### 8.4.2 Homogeneity, Resuspension Homogeneity, and Stability of Test Substance Formulations

Analyses to demonstrate homogeneity and resuspension homogeneity as well as 8-day room temperature stability for the range of concentrations to be used on this study will be conducted by the Analytical Chemistry Department at WIL Research Laboratories, LLC (WIL-402029, Haubenstricker, Draft) prior to the initiation of dosing (if possible).

### 8.4.3 Concentration and Homogeneity Analysis

Two sets of duplicate samples will be collected from each test substance formulation, from preparations to be used on study week 0 (Top, Middle, and Bottom Strata), week 6 (middle stratum only), and week 12 (middle stratum only). Each sample will be collected using a positive displacement pipette. One set of duplicate samples will be stored at room temperature as reserve samples and will be discarded upon the study director's approval of results. The other set of samples will be analyzed using a method validated by WIL Research Laboratories, LLC to confirm the concentration and homogeneity of the bulk test substance formulations.

An analytical chemistry report will be included as an appendix to the main report.

## 9 PARAMETERS TO BE EVALUATED:

### 9.1 Viability Observations:

All animals will be observed for mortality and moribundity twice daily, once in the morning and once in the afternoon. Moribund animals will be euthanized by $CO_2$ inhalation and necropsied as described in section 9.8.1.

### 9.2 Animals to Be Euthanized *in Extremis*:

All animals to be euthanized *in extremis* will have a body weight collected and undergo a final detailed physical observation prior to release for euthanasia and subsequent necropsy.

### 9.3 Clinical Observations:

#### 9.3.1 Daily Observations:

A clinical examination will be performed on all animals prior to dosing and at approximately 1-2 hours post-dose. A single daily observation

will be recorded on non-dosing days. Observations will include, but are not limited to, changes in the skin, fur, eyes and mucous membranes; respiratory, circulatory, autonomic and central nervous systems functions; somatomotor activity and behavior patterns. Findings or lack of findings noted at the clinical examination will be recorded for individual animals. Observations outside of the above-mentioned range will also be recorded for individual animals.

### 9.3.2 Detailed Physical Examinations:

A detailed physical examination will be conducted for all animals approximately once during the pretreatment period, and approximately once weekly during the study. All animals assigned to study will also receive a detailed physical examination on the days of the scheduled or unscheduled euthanasia. The animals will be removed from their home cages and placed in a standard arena for observations. Observations will be detailed and carefully recorded. Where appropriate an explicitly defined scoring system will be used if in the opinion of the Study Director, and with approval of the Sponsor, doing so increases the utility of the data. Signs noted shall include, but not be limited to, changes in skin, fur, eyes, mucous membranes, occurrence of secretions and excretions and autonomic activity (e.g., lacrimation, piloerection, pupil size, unusual respiratory pattern), changes in gait, posture and response to handling, as well as the presence of clonic or tonic movements, stereotypic behavior (e.g., excessive grooming, repetitive circling) or bizarre behavior (e.g., self-mutilation, walking backwards) will be recorded. The absence or presence of findings will be recorded for individual animals.

### 9.3.3 Dermal Observations:

Dermal scoring according to Appendix A will be conducted on all animals once during the pretreatment period at the end of each 5-day dosing period after approximately 1-2 hours following the removal (as much as possible without introducing irritation of skin) of residual test substance from the animal's back.

## 9.4 Individual Body Weights:

Individual body weights will be recorded for all animals approximately once weekly, beginning during pretest, for the duration of the study. A final fasted body weight will be recorded at the time of necropsy. **The terminal body weights are to be audited and reported to the Sponsor within 3 weeks of necropsy.**

## 9.5 Individual Food Consumption:

Individual food consumption will be recorded for all animals approximately once weekly, beginning during pretest, for the duration of the study.

## 9.6 Ophthalmology:

Ophthalmic examinations will be conducted by a board-certified veterinary ophthalmologist using an indirect ophthalmoscope and slit-lamp biomicroscope. Prior to examination, rats will be treated with an appropriate mydriatic agent. All animals will be examined prior to randomization and prior to the scheduled necropsy.

## 9.7 Clinical Pathology:

The following hematology, serum chemistry, and coagulation parameters will be evaluated on all surviving animals on the day of the scheduled necropsy. The animals will be fasted overnight before taking blood samples. Blood samples will be collected at necropsy from the vena cava of animals euthanized by isoflurane.

Anticoagulants used will be potassium EDTA for the hematology and sodium citrate for the coagulation tests. Samples for serum chemistry will be collected without anticoagulants.

### 9.7.1 Hematology:

| | |
|---|---|
| Total leukocyte count | Mean corpuscular volume |
| Erythrocyte count | Mean corpuscular hemoglobin |
| **Hemoglobin**[b] | Mean corpuscular hemoglobin concentration |
| Hematocrit | **Platelet count**[b] |
| Hemoglobin distribution width | Reticulocyte count |
| Red cell distribution width | Differential leukocyte count[a] |

a = If performed manually, results will include platelet estimates and RBC morphology.

b= Data for the designated (**bold**) hematology parameters are to be audited and reported to the sponsor within 3 weeks of necropsy.

### 9.7.2 Coagulation:

| | |
|---|---|
| Prothrombin time | Activated partial thromboplastin Time |

### 9.7.3 Serum Chemistry:

| | |
|---|---|
| Albumin | Aspartate aminotransferase |
| Total protein | Gamma glutamyl transferase |
| Globulin (calculated) | Glucose |
| A/G ratio (calculated) | Total cholesterol |
| Total bilirubin | Calcium |
| Urea nitrogen | Chloride |
| Creatinine | Phosphorus |
| Alkaline phosphatase | Potassium |
| Alanine aminotransferase | Sodium |
| Sorbitol dehydrogenase | Triglycerides |

## 9.8 Anatomic Pathology:

### 9.8.1 Macroscopic Examination:

A complete necropsy examination will be conducted on all animals. Animals *in extremis* will be euthanized by $CO_2$ inhalation. Animals surviving to the scheduled necropsy will be euthanized via isoflurane following the clinical pathology blood collection by necropsy personnel. Necropsy will include examination of the external surface; all orifices; and the cranial, thoracic, abdominal and pelvic cavities including viscera. At the time of the scheduled necropsy, the following tissues will be collected and placed in 10% neutral-buffered formalin (or other fixative if applicable).

Adrenals (2)
Aorta
Bone with marrow
  Femur with joint[a]
  Sternum
Bone marrow smear
  (from sternum)[a]
Brain
  Cerebrum (2 levels)
  Cerebellum with pons/medulla
Cervix
Exorbital lacrimal glands (2)
Eyes with optic nerves (2)[b]
Epididymides (2)[c]
Gastrointestinal tract
  Esophagus
  Stomach
  Duodenum
  Jejunum
  Ileum
  Cecum
  Colon
  Rectum
Heart
Kidneys (2)
Liver (sections of two lobes)
Lungs (including bronchi, fixed by inflation with fixative)
Lymph nodes [Axillary (2), mesenteric and mandibular(2)]
Skin with Mammary gland[d] (females only)
Skeletal Muscle (Rectus Femoris)
Ovaries (2) with oviducts[e]
Pancreas
Peripheral nerve (sciatic)
Pituitary
Prostate
Salivary glands [mandibular (2)]
Seminal vesicles (2)
Skin
  Sham, Vehicle and Treated (3 sections)
  Untreated (posterior to treated skin)
Spinal cord
  Cervical
  Thoracic
  Lumbar
Spleen
Testes (2)[c]
Thymus
Thyroid with parathyroids (2)[e]
Trachea
Urinary bladder
Uterus
Vagina
All gross lesions

a= Not taken from animals found dead; not placed in formalin; to be examined only if scientifically warranted.
b= To be placed in Davidson's solution.
c= To be placed in Bouin's solution.
d= For females; A corresponding section of skin will be collected from the same anatomical area for males.
e= Parathyroids and oviducts will be examined histopathologically if in the plane of section and in all cases where a gross lesion is present.

### 9.8.2 Organ Weights:

The following organs will be weighed at the scheduled necropsy:

| | |
|---|---|
| Adrenals (2) | Pituitary gland |
| Brain | Prostate |
| Epididymides (2) | Spleen |
| Heart | Testes (2) |
| Kidneys (2) | **Thymus** |
| **Liver** | Thyroid with parathyroids (2)* |
| Ovaries (2)with oviducts | Uterus |

Paired organs will be weighed together. Designated (*) organs will be weighed after fixation. Organ-to-body-weight and organ-to-brain-weight ratios will be calculated from animals euthanized at the scheduled necropsy. Data for the designated (**bold**) organs are to be audited and reported to the Sponsor within 3 weeks of necropsy.

### 9.8.3 Microscopic Examination:

Microscopic examination of hematoxylin-eosin stained paraffin sections will be conducted on all tissues listed in section 9.8.1 from all animals euthanized *in extremis*, found dead, or surviving to the scheduled necropsy, except for the female mammary gland, spinal cord, muscle, eyes, femur, and exorbital lacrimal glands, unless these tissues are noted as a potential target organ.

Histologic preparation will be conducted at either the WIL laboratory site in Ashland, Ohio, or at the WIL Research Laboratories subsidiary, Biotechnics, in Hillsborough, North, Carolina, and documented in the raw data. If the tissues are shipped to North Carolina, an appropriate protocol amendment will be issued prior to such shipment.

## 10 STATISTICAL METHODS:

All analyses will be two-tailed for significance levels of 5% and 1%. All means will be presented with standard deviations. All statistical tests will be performed using appropriate computing devices or programs. Body weights, body weight changes, and food consumption data, for the vehicle group (Group 2) and all test article treated groups (Groups 3-5) will be subjected to a one way analysis of variance (ANOVA) (Snedecor and Cochran, 1980). In addition, a comparison of the vehicle group (Group 2) to each treated group (Groups 3-5) by Dunnett's test (Dunnett, 1964) will follow.

Body weights, body weight changes, and food consumption data, for the sham control data will be compared to the vehicle control using a separate parametric one-way analysis of variance (ANOVA) (Snedecor and Cochran, 1980). Statistical significance will be assessed at a 95% confidence level ($p \leq 0.05$).

Clinical pathology data and organ weights (absolute and relative) for the vehicle group (Group 2) and all test article treated groups (Groups 3-5) will be subjected to a one way analysis of variance (ANOVA) (Snedecor and Cochran, 1980. In addition, a comparison of the vehicle group (Group 2) to each treated group (Groups 3-5) by Dunnett's test (Dunnett, 1964) will follow.

Clinical pathology data and organ weights (absolute and relative) for the sham control will be compared to the vehicle control using a separate parametric one-way analysis of variance (ANOVA) (Snedecor and Cochran, 1980). Statistical significance will be assessed at a 95% confidence level ($p \leq 0.05$).

Gamma glutamyltransferase values under range will be assigned a value of 0.1 (half the lower limit of quantitation) for statistical analysis and reporting. Gamma glutamyltransferase data will be subjected to the Kruskal-Wallis nonparametric ANOVA test (Kruskal and Wallis, 1952) to determine the intergroup differences. If the ANOVA reveals statistically significant ($p<0.05$) intergroup variance, Dunn's test (Dunn, 1964) will be used to compare the test article-treated groups to the vehicle control group. In addition, the sham control and vehicle control groups will be compared using a separate Kruskal-Wallis nonparametric ANOVA test (Kruskal and Wallis, 1952).

## 11 QUALITY ASSURANCE:

The study will be audited by the WIL Quality Assurance Unit while in progress to assure compliance with EPA TSCA GLP and OECD Good Laboratory Practice Regulations, adherence to the protocol and to WIL standard operating procedures. The raw data and draft report will be audited by the WIL Quality Assurance Unit to assure that the final report accurately describes the conduct and the findings of the study.

This study is a regulated study and will be included on the WIL master list of regulated studies

## 12 RECORDS TO BE MAINTAINED:

All original raw data records, as defined by WIL SOPs will be stored in Archives at WIL Research Laboratories, LLC as described in protocol Section 13.

## 13 WORK PRODUCT:

Sponsor will have title to all documentation records, raw data, slides, specimens, or other work products generated during the performance of the study. All work products including raw paper data, pertinent electronic storage media and specimens will be retained at no charge for a period of 6 months following issuance of the final report in the Archives at WIL Research Laboratories, LLC. Thereafter, WIL Research Laboratories will charge a monthly archiving fee for retention of all work products. All work products will be stored in compliance with regulatory requirements. Unless otherwise indicated, all remaining clinical pathology samples will not be archived, but will be discarded at the time of report finalization.

Any work product, including documents, specimens, and samples, that are required by this protocol, its amendments, or other written instructions of the Sponsor, to be shipped by WIL Research Laboratories, LLC to another location will be appropriately packaged and labeled as defined by WIL's SOPs and delivered to a common carrier for shipment. WIL Research Laboratories, LLC will not be responsible for shipment following delivery to the common carrier.

## 14 REPORTS:

Within three weeks of necropsy, the following data will be audited by Quality Assurance:

- Terminal body weight
- Absolute and relative liver weight
- Absolute thymus weight
- Hemoglobin levels
- Platelet counts

A brief report including the data with explanation and interpretation will be prepared and sent to the study monitor or sponsor representative.

The final report will contain a summary, test substance data, methods and procedures, appropriate individual animal and summary data tables, supporting sub-reports (e.g., analytical chemistry report) a copy of the protocol and amendments (if any), and an interpretation and discussion of the study results. Data interpretation and data tables from the Principal Investigator reports will be included within the text of the WIL report, as appropriate. The report will contain all information necessary to conform to current EPA and OECD specifications. The report will be comprehensive and shall attempt to define levels inducing toxic effects under the conditions of this investigation.

WIL Research Laboratories, LLC will submit an electronic copy (PDF with an MS Word copy of the report text for editing and comments) of the audited draft report in a timely manner upon completion of data collection prior to issuance of the final report. It is expected that the Sponsor will review the draft report and provide comments to WIL within a two-month time frame following submission. Within one month following receipt of the Sponsor's comments, WIL shall provide a revised draft report that incorporates the Sponsor's reasonable revisions and suggestions. One revision will be permitted as part of the cost of the study. WIL shall submit the final report within two weeks of receiving authorization from the Sponsor. If the Sponsor's comments and/or authorization to finalize the report have not been received at WIL within one year following submission of the draft report, WIL may elect to finalize the report following appropriate written notification to the Sponsor. Two submission ready electronic versions (linked, searchable PDF) of the final report on CD-R will be provided as well as a copy of the report text in MS Word.

## 15 PROTOCOL MODIFICATION:

Modification of the protocol may be accomplished during the course of this investigation. However, no changes will be made in the study design without the verbal or written permission of the Sponsor Representative. In the event that the Sponsor verbally requests or approves changes in the protocol, documentation will be maintained as e-mail or other suitable correspondence, and may be communicated to WIL Research Laboratory staff in the form of Study Director Notifications, as appropriate.

## 16 ANIMAL WELFARE ACT COMPLIANCE:

This study will comply with all applicable sections of the Final Rules of the Animal Welfare Act regulations (9 CFR). The Sponsor should make particular note of the following:

- The Sponsor signature on this protocol documents for the Study Director the Sponsor's assurance that the study described does not unnecessarily duplicate previous experiments

- Whenever possible, procedures used in this study have been designed to avoid or minimize discomfort, distress or pain to animals. All methods are described in this study protocol or in written laboratory standard operating procedures.

- Animals that experience severe or chronic pain or distress that cannot be relieved will be painlessly euthanized, as deemed appropriate by the veterinary staff and Study Director. The Sponsor will be advised by the Study Director of all circumstances which could lead to this action, in as timely a manner as possible.

- Methods of euthanasia used during this study are in conformance with the above-referenced regulation.

- The sponsor/study director has considered alternatives to procedures that may cause more than momentary or slight pain or distress to the animals and has provided a written narrative description (AWA covered species) of the methods and sources used to determine that alternatives are not available.

## 17 REFERENCES:

Dunnett, C.W. New tables for multiple comparisons with a control. *Biometrics* **1964,** *20,* 482-491.

Dunn, O.J. Multiple comparisons using rank sums. *Technometrics* **1964,** *6(3),* 241-252.

Haubenstricker, M.E. Analytical Validation and Stability Study of Catalytically Cracked Slurry Oil in Acetone Formulations (Study No. WIL-402029), WIL Research Laboratories, LLC, Ashland, OH, Draft.

Kruskal, W.H.; Wallis, W.A. Use of ranks in one-criterion variance analysis. *Journal of the American Statistical Association* **1952,** *47*, 583-621.

Snedecor, G.W.; Cochran, W.G. One Way Classifications; Analysis of Variance. In *Statistical Methods*, 7th ed.; The Iowa State University Press: Ames, IA, **1980**; pp 215-237.

## 18 PROTOCOL APPROVAL:

Sponsor approval received via e-mail on 11 April 2011
Date

**American Petroleum Institute**

Russell D. White
Russell White
Sponsor Representative

13 April-2011
Date

**WIL Research Laboratories, LLC**

Angela S Burke
Angela S. Burke, PhD
Study Director

13 April 2011
Date

Jozef J. W. M. Mertens, PhD, DABT
Senior Director, General Toxicology

13 April 2011
Date

# APPENDIX A

## SCORING CRITERIA FOR DERMAL REACTIONS

### Evaluation of Dermal Reactions*

| Value | Erythema and Eschar Formation | Computer Designation |
|---|---|---|
| 0 | No erythema | No erythema |
| 1 | Very slight erythema (barely perceptible, edges of area not well defined) | Very slight erythema |
| 2 | Slight erythema (pale red in color and edges definable) | Slight erythema |
| 3 | Moderate to severe erythema (definite red in color and area well defined) | Moderate erythema |
| 4 | Severe erythema (beet or crimson red) to slight eschar formation (injuries in depth) | Severe erythema |

| | Edema Formation | Computer Designation |
|---|---|---|
| 0 | No edema | No edema |
| 1 | Very slight edema (barely perceptible, edges of area not well defined) | Very slight edema |
| 2 | Slight edema (edges of area well defined by definite raising) | Slight edema |
| 3 | Moderate edema (raised approximately 1 mm) | Moderate edema |
| 4 | Severe edema (raised more than 1 mm and extending beyond area of exposure) | Severe edema |

*Draize, J. H., 1965. The Appraisal of the Safety of Chemicals in Foods, Drugs and Cosmetics. Dermal Toxicity, pp. 46-59. Assoc. of Food and Drug Officials of the U.S., Topeka, Kansas.

# APPENDIX B

Test Substance Characterization (Sponsor-Provided Data)

Intertek

# Report of Analysis

**Sample ID:**2009-DRPK-000651-022
**Drawn By:**Client
**Sample Designated As:**Crude Oil
**Representing:**Site#10 Sx.#2 (As Received)

**Date Taken:**16-January-2009
**Date Submitted:**16-January-2009
**Date Tested:**04-March-2009

| Method | Test | Result | Units |
|---|---|---|---|
| ASTM D1319 | Hydrocarbon Types (Aromatics, Olefins, Saturates) by FIA | | |
| | Comment | Too Dark To Run | |
| ASTM D7169 | Boiling Point Distribution of Samples with Residues by High Temperature GC | | |
| | Boiling Point Distribution | See Attached Report | |

**Sample ID:**2009-DRPK-000651-023
**Drawn By:**Client
**Sample Designated As:**Crude Oil
**Representing:**Site#12 Sx.#2 (As Received)

**Date Taken:**16-January-2009
**Date Submitted:**16-January-2009
**Date Tested:**21-January-2009

| Method | Test | Result | Units |
|---|---|---|---|
| ASTM D7169 | Boiling Point Distribution of Samples with Residues by High Temperature GC | | |
| | Boiling Point Distribution | See Attached Report | |

**Sample ID:**2009-DRPK-000651-024
**Drawn By:**Client
**Sample Designated As:**Crude Oil
**Representing:**Site#12 Sx.#5 (As Received)

**Date Taken:**16-January-2009
**Date Submitted:**16-January-2009
**Date Tested:**26-January-2009

| Method | Test | Result | Units |
|---|---|---|---|
| ASTM D4052 | Density of Liquids by Digital Density Meter | | |
| | Relative Density @ 60/60°F | 0.8612 | |
| | API Gravity @ 60°F | 32.8 | °API |
| ASTM D2887 | Boiling Range Distribution of Petroleum Fractions by GC (Simulated Distillation) | | |
| | Boiling Point Distribution | See Attached Report | |
| ASTM D1319 | Hydrocarbon Types (Aromatics, Olefins, Saturates) by FIA | | |
| | Aromatics | 35.6 | Vol % |
| | Olefins | 26.5 | Vol % |
| | Saturates | 38.0 | Vol % |
| ASTM D5186 | Determination of Aromatic Content and Polynuclear Aromatic Content of Diesel Fuels and Aviation Turbine Fuels by Supercritical Fluid Chromatography | | |
| | Monoaromatics by SFC | 23.2 | Wt % |
| | Polynuclear Aromatics by SFC | 14.0 | Wt % |
| | Total Aromatics | 37.2 | Wt % |

## Simdist-2000
**ITS Caleb Brett - Houston**

| | | | |
|---|---|---|---|
| SAMPLE: | 09-0651-23 (Site #12 Sx. #2) | Injection Date: | 0090120084535-0600 |
| | | Report Date: | 1/21/09 8:47 |
| FILE: | C:\CP32 Instruments\Dual Hi-Temp\Data\2009\JAN-09\09-0651-23.0013.CDF | | |
| PROCEDURE: | C:\CP32 Instruments\Dual Hi-Temp\Procedures\1-7-09-FRONT-HT.prc | | |
| EXCEL FILE: | C:\CP32 Instruments\Dual Hi-Temp\Reports\2009\JAN-09\09-0651-23_0013_CDF.xls | | |

# Boiling Point Distribution Report
### Simulated Distillation

| %Off | BP °F | BP °C | %Off | BP °F | BP °C | %Off | BP °F | BP °C |
|---|---|---|---|---|---|---|---|---|
| IBP | 341.5 | 171.9 | 40% | 728.4 | 386.9 | 80% | 857.4 | 458.6 |
| 1% | 429.7 | 221.0 | 41% | 730.6 | 388.1 | 81% | 862.6 | 461.5 |
| 2% | 502.3 | 261.3 | 42% | 732.5 | 389.2 | 82% | 868.0 | 464.4 |
| 3% | 541.7 | 283.2 | 43% | 734.6 | 390.3 | 83% | 874.5 | 468.1 |
| 4% | 563.7 | 295.4 | 44% | 736.9 | 391.6 | 84% | 881.7 | 472.1 |
| 5% | 580.9 | 304.9 | 45% | 739.6 | 393.1 | 85% | 889.5 | 476.4 |
| 6% | 589.8 | 309.9 | 46% | 742.4 | 394.7 | 86% | 898.2 | 481.2 |
| 7% | 602.7 | 317.1 | 47% | 745.4 | 396.3 | 87% | 906.4 | 485.8 |
| 8% | 610.5 | 321.4 | 48% | 748.3 | 397.9 | 88% | 915.6 | 490.9 |
| 9% | 617.2 | 325.1 | 49% | 751.1 | 399.5 | 89% | 926.5 | 496.9 |
| 10% | 621.2 | 327.3 | 50% | 753.9 | 401.0 | 90% | 941.4 | 505.2 |
| 11% | 628.0 | 331.1 | 51% | 756.8 | 402.7 | 91% | 958.1 | 514.5 |
| 12% | 634.2 | 334.6 | 52% | 759.8 | 404.3 | 92% | 978.5 | 525.8 |
| 13% | 640.1 | 337.8 | 53% | 762.5 | 405.8 | 93% | 1003.6 | 539.8 |
| 14% | 645.4 | 340.8 | 54% | 765.2 | 407.4 | 94% | 1035.0 | 557.2 |
| 15% | 649.7 | 343.2 | 55% | 768.0 | 408.9 | 95% | 1065.7 | 574.3 |
| 16% | 653.9 | 345.5 | 56% | 770.7 | 410.4 | 96% | 1099.3 | 593.0 |
| 17% | 659.7 | 348.7 | 57% | 773.6 | 412.0 | 97% | 1138.3 | 614.6 |
| 18% | 663.9 | 351.1 | 58% | 776.2 | 413.4 | 98% | 1188.7 | 642.6 |
| 19% | 668.1 | 353.4 | 59% | 778.9 | 414.9 | 99% | 1277.3 | 691.8 |
| 20% | 671.7 | 355.4 | 60% | 781.5 | 416.4 | FBP | 1359.0 | 737.2 |
| 21% | 676.0 | 357.8 | 61% | 784.2 | 417.9 | | | |
| 22% | 681.3 | 360.7 | 62% | 786.8 | 419.3 | | | |
| 23% | 687.5 | 364.1 | 63% | 789.3 | 420.7 | | | |
| 24% | 692.7 | 367.0 | 64% | 792.0 | 422.2 | | | |
| 25% | 696.4 | 369.1 | 65% | 795.0 | 423.9 | | | |
| 26% | 698.5 | 370.3 | 66% | 798.1 | 425.6 | | | |
| 27% | 700.3 | 371.3 | 67% | 801.2 | 427.3 | | | |
| 28% | 702.1 | 372.3 | 68% | 804.2 | 429.0 | | | |
| 29% | 703.9 | 373.3 | 69% | 807.3 | 430.7 | | | |
| 30% | 705.8 | 374.3 | 70% | 811.3 | 432.9 | | | |
| 31% | 708.0 | 375.6 | 71% | 815.7 | 435.4 | | | |
| 32% | 710.8 | 377.1 | 72% | 819.8 | 437.6 | | | |
| 33% | 713.7 | 378.7 | 73% | 824.2 | 440.1 | | | |
| 34% | 716.1 | 380.1 | 74% | 828.6 | 442.5 | | | |
| 35% | 718.4 | 381.3 | 75% | 833.6 | 445.3 | | | |
| 36% | 720.5 | 382.5 | 76% | 838.6 | 448.1 | | | |
| 37% | 722.5 | 383.6 | 77% | 843.1 | 450.6 | | | |
| 38% | 724.4 | 384.7 | 78% | 847.5 | 453.1 | | | |
| 39% | 726.2 | 385.7 | 79% | 852.3 | 455.7 | | | |

| | | | |
|---|---|---|---|
| **Start Elution Time (mins):** | 0.05 | **Sample Wt:** | 0.1192 g |
| **End Elution Time (mins):** | 54.424 | **Solvent Wt:** | 7.6937 g |
| | | **Material Balance:** | 100.0 Wt% |
| **Blank File:** | C:\CP32 Instruments\Dual Hi-Temp\Data\2009\JAN-09\BLANK4(1).0017.CDF | | |
| **Calib File:** | D:\CP32 Instruments\DUAL HI-TEMP\DATA\2-20-06\RTMIX1Z-BACK.0014.CDF | | |
| **Resp Factor:** | 1.000E+00 | | |

Envantage, Inc.
Simdist-2000

Version 1.0808
Copyright 2008

# APPENDIX C

Analyses of Dosing Formulations (WIL Research Laboratories, LLC)

# A 90-Day Repeat-Dose Dermal Toxicity Study Utilizing Clarified Oils, Catalytic Cracked in Sprague Dawley Rats

## Analyses of Dosing Formulations

Analytical Chemistry Department

WIL Research Laboratories, LLC

# TABLE OF CONTENTS

Page

**Table of Contents** ..... **2**
**Index of Figures** ..... **3**
**Index of Tables** ..... **3**
**1. Summary** ..... **4**
**2. Introduction** ..... **5**
2.1. Key Study Dates ..... 5
2.2. WIL Research Key Study Personnel ..... 5
**3. Experimental Procedures - Materials and Methods** ..... **6**
3.1. Gas Chromatography ..... 6
3.2. Preparation of Calibration Stock Solution ..... 6
3.3. Preparation of Calibration Standards ..... 6
3.4. Preparation of the Quality Control Stock Solution ..... 7
3.5. Preparation and Processing of Quality Control Samples ..... 7
3.6. Formulation Sample Processing ..... 8
3.7. Calibration and Quantitation ..... 8
**4. Results and Discussion** ..... **9**
4.1. Specificity/Selectivity ..... 11
4.2. Assay Acceptability ..... 11
4.3. Test Substance Homogeneity and Concentration Assessment of Formulations ..... 12
4.4. Test Substance Concentration in Formulations ..... 13
**5. Conclusions** ..... **13**
**6. Report Review and Approval** ..... **14**
**7. References** ..... **15**
**8. Abbreviations** ..... **16**

## INDEX OF FIGURES

Page

1. Representative Chromatogram of a 500 µg Catalytic Cracked Slurry Oil/mL Calibration Standard .....9
2. Representative Chromatogram of a Processed 100 mg Catalytic Cracked Slurry Oil/mL Quality Control Sample.....10
3. Representative Chromatogram of a Processed 16.7 mg Catalytic Cracked Slurry Oil/mL Formulation Sample .....10
4. Chromatogram of a Processed Control Group Formulation Sample .....11

## INDEX OF TABLES

1. Homogeneity/Concentration Assessment of the 29 April 2011 Formulations - Back-Up Samples .....18
2. Concentration Assessment of the 10 June 2011 Formulations .....20
3. Concentration Assessment of the 22 July 2011 Formulations.....21

## 1. SUMMARY

A gas chromatography method using flame ionization detection for the determination of catalytically cracked slurry oil concentration in acetone formulations and test substance ranging in concentration from 1.00 to 100 mg/mL was validated in a previous study (Haubenstricker, 2011, WIL-402029). In the present study, dosing formulations prepared at target concentrations of 3.3, 16.7, and 33.3 mg catalytically cracked slurry oil/mL were analyzed to assess test substance homogeneity and concentration acceptability. The results met the WIL Research SOP acceptance criteria for homogeneity, *i.e.*, the relative standard deviation (RSD) for the mean concentration was ≤10% at a concentration within the acceptable limits (85% to 115% of the target concentration) and concentration acceptability for acetone formulations, *i.e.*, the analyzed concentration was 85% to 115% of the target concentration.

The results of the test substance homogeneity and concentration assessment in formulations prepared at target concentrations of 3.3, 16.7, and 33.3 mg catalytically cracked slurry oil/mL met the WIL Research SOP acceptance criteria, *i.e.*, the relative standard deviation (RSD) for the mean concentration was ≤10% at a concentration within the acceptable limits (85% to 115% of target).

The analyzed formulations used for test substance administration met the WIL Research SOP requirement for concentration acceptability for acetone formulations, *i.e.*, the analyzed concentration was 85% to 115% of the target concentration. No test substance was detected in the analyzed vehicle administered to the control group.

## 2. INTRODUCTION

This report provides a detailed description of a validated gas chromatography (GC) method using flame ionization detection (FID) for the determination of catalytically cracked slurry oil concentration in acetone formulations and test substance ranging in concentration from 1.00 to 100 mg/mL. The method was validated in a previous study (Haubenstricker, 2011, WIL-402029) where assay specificity/selectivity, ruggedness, calibration reproducibility, precision, accuracy, and test substance stability in calibration standards and processed quality control (QC) samples stored at room temperature for 2 days were established. Also in the previous study, test substance homogeneity and, following 11 and 18 days of room temperature storage, resuspension homogeneity and stability were assessed and verified in formulations ranging in concentration from 1 to 100 mg catalytically cracked slurry oil/mL. In the present study, formulations used for test substance administration were analyzed to verify test substance homogeneity and concentration acceptability.

A list of abbreviations potentially used in this report is presented in Section 8. (Abbreviations).

### 2.1. KEY STUDY DATES

| Date(s) | Event(s) |
|---|---|
| 2 May 2011 | First date of analysis |
| 25 July 2011 | Last date of analysis |

### 2.2. WIL RESEARCH KEY STUDY PERSONNEL

| | |
|---|---|
| Donna K. Murphy | Chemist II, Analytical Chemistry |
| Amanda M. Stanton, BA | Group Supervisor/Associate Research Chemist, Analytical Chemistry |
| Gregory A. Hawks, AS | Group Supervisor, Reporting & Technical Support Services |
| Melissa A. Hull, BS | Group Manager, Reporting & Technical Support Services |

# 3. EXPERIMENTAL PROCEDURES - MATERIALS AND METHODS

## 3.1. GAS CHROMATOGRAPHY

| | |
|---|---|
| Instrument: | Agilent 6890 gas chromatograph equipped with a flame ionization detector, an Agilent 7673 autosampler, and Dionex Chromeleon® data system, or equivalent |
| Column: | Zebron™ ZB-1HT Inferno™ column, 0.25-µm film-thickness ,15 m × 0.32 mm ID, |
| Temperature Program: | 120°C, hold for 1 minute<br>Ramp at 40°C/minute to 400°C, hold for 2 minutes |
| Carrier Gas: | Helium |
| Carrier Gas Flow Rate: | 1.5 mL/minute |
| Wash Vial: | Hexane or ethyl acetate (EtOAc) |
| Injector Temperature: | 300°C |
| Injection Volume: | 1 µL Split (5:1) |
| Detector: | FID at 400°C |
| Retention Time: | Approximately 3.75 to 7.0 minutes for light catalytically cracked slurry oil peak group |
| Run Time: | 10 minutes |

## 3.2. PREPARATION OF CALIBRATION STOCK SOLUTION

A calibration standard stock solution was prepared at a concentration of 1.00 mg catalytic cracked slurry oil/mL as follows. Approximately 25 mg of catalytic cracked slurry oil (WIL log no. ARS-8473A, no correction for purity) was accurately weighed in a tared glass funnel and transferred to a 25-mL volumetric flask with rinses of EtOAc. The contents were mixed as needed to achieve dissolution of the test substance. Additional EtOAc was added to yield the desired concentration, and the solution was stirred to mix.

## 3.3. PREPARATION OF CALIBRATION STANDARDS

Calibration standards were prepared at 500, 600, 750, 850, and 1000 µg catalytic cracked slurry oil/mL by thoroughly mixing the appropriate volumes of calibration stock solution

and EtOAc in amber autosampler vials. At least single calibration standards were prepared at each concentration for routine analyses.

## 3.4. PREPARATION OF THE QUALITY CONTROL STOCK SOLUTION

A QC stock solution was prepared at a concentration of 20.0 mg catalytic cracked slurry oil/mL as follows. Approximately 0.2 g of catalytic cracked slurry oil (WIL log no. ARS-8473A, no correction for purity) was accurately weighed in a tared glass funnel and transferred to a 10-mL volumetric flask with rinses of EtOAc. The contents were mixed as needed to achieve dissolution of the test substance. Additional EtOAc was added to yield the desired concentration, and the solution was stirred to mix.

## 3.5. PREPARATION AND PROCESSING OF QUALITY CONTROL SAMPLES

As detailed in the following table, QC samples were prepared to simulate the processing of formulation samples at concentrations of 1.00, 10.0, and 100 mg catalytic cracked slurry oil/mL (nominal QC concentrations) by combining aliquots of the QC stock solution, vehicle (acetone), and EtOAc in polypropylene tubes or amber autosampler vials. The QC samples were capped and mixed with vortex action. The processed samples were further diluted as necessary with EtOAc in amber autosampler vials. The samples were capped and thoroughly mixed with vortex action. Triplicate QC samples at each concentration were prepared; a single blank sample was prepared.

| QC Level | Nominal QC Concentration (mg/mL) | Vehicle Volume (mL) | QC Stock Volume (mL) | EtOAc Volume (mL) | Secondary Dilution | Theoretical Final Concentration (µg/mL) |
|---|---|---|---|---|---|---|
| Blank | 0 | 0.500 | 0 | 0.300 | NA | 0 |
| QC1 | 1.00 | 0.500 | 0.0250 | 0.275 | NA | 625 |
| QC2 | 10.0 | 0.500 | 0.250 | 7.25 | NA | 625 |
| QC3 | 100 | 0.500 | 2.50 | 7.00 | 6.67-fold | 750 |

NA = Not applicable

## 3.6. FORMULATION SAMPLE PROCESSING

Quadruplicate formulation samples were collected using a 1-mL Class A volumetric pipette and placed in polypropylene tubes. Two samples from each quadruplicate set were processed for analysis, and the remaining 2 samples (back-up samples) were stored at room temperature and, if not processed for analysis, were discarded upon the Study Director's acceptance of the formulations. As detailed in the following table, formulation samples were processed by adding EtOAc and mixing with vortex action. Portions of the processed samples were further diluted as necessary with EtOAc. The vials were capped, and the diluted samples mixed with vortex action.

| Group | Theoretical Test Substance Concentration (mg/mL) | Sample Volume (mL) | EtOAc Volume (mL) | Secondary Dilution | Theoretical Final Concentration (µg/mL) |
|---|---|---|---|---|---|
| 2 | 0 | 1.0 | 3.000 | NA | 0 |
| 3 | 3.3 | 1.0 | 3.000 | NA | 825 |
| 4 | 16.7 | 1.0 | 9.000 | 2-fold | 835 |
| 5 | 33.3 | 1.0 | 9.000 | 4-fold | 825 |

NA = Not applicable

## 3.7. CALIBRATION AND QUANTITATION

Single injections were made of each calibration standard, processed QC, and formulation samples. A calibration curve was constructed for each set of analyses. The catalytic cracked slurry oil peak group area (y) and the theoretical concentrations (x) of the calibration standards were fit with least-squares regression analysis to the quadratic function:

$$y = ax^2 + b\,x + c$$

Concentrations were back-calculated from the results of the regression analysis using Dionex Chromeleon® software. The concentration data were transferred to a Microsoft Excel® spreadsheet, where appropriate summary statistics, *i.e.*, mean, standard

deviation (SD), relative standard deviation (RSD), and concentration as a percent of target, were calculated and presented in tabular form. The concentrations of the formulation and QC samples were calculated by applying any necessary multiplication factors to correct for dilution and/or unit conversions.

## 4. RESULTS AND DISCUSSION

Under the described chromatographic conditions, the peak group retention time of the test substance was approximately 3.75 to 7.0 minutes. Figure 1, Figure 2, Figure 3, and Figure 4 are typical chromatograms of a calibration standard, a processed QC sample, a processed formulation sample, and a processed control group formulation sample, respectively. The total analysis time required for each run was 10 minutes.

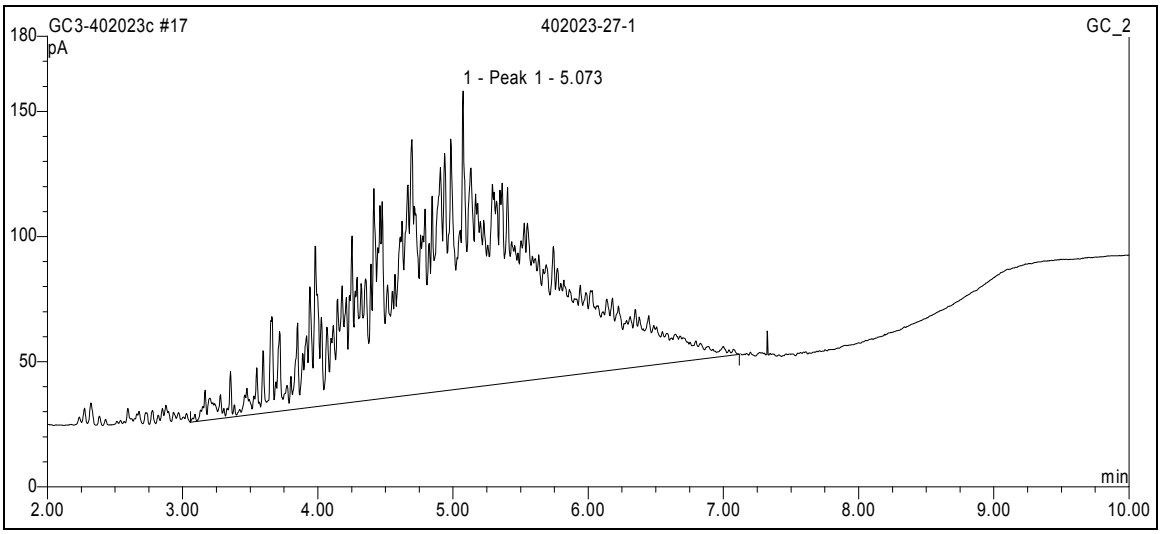


Figure 1: Representative Chromatogram of a 500 µg Catalytic Cracked Slurry Oil/mL Calibration Standard

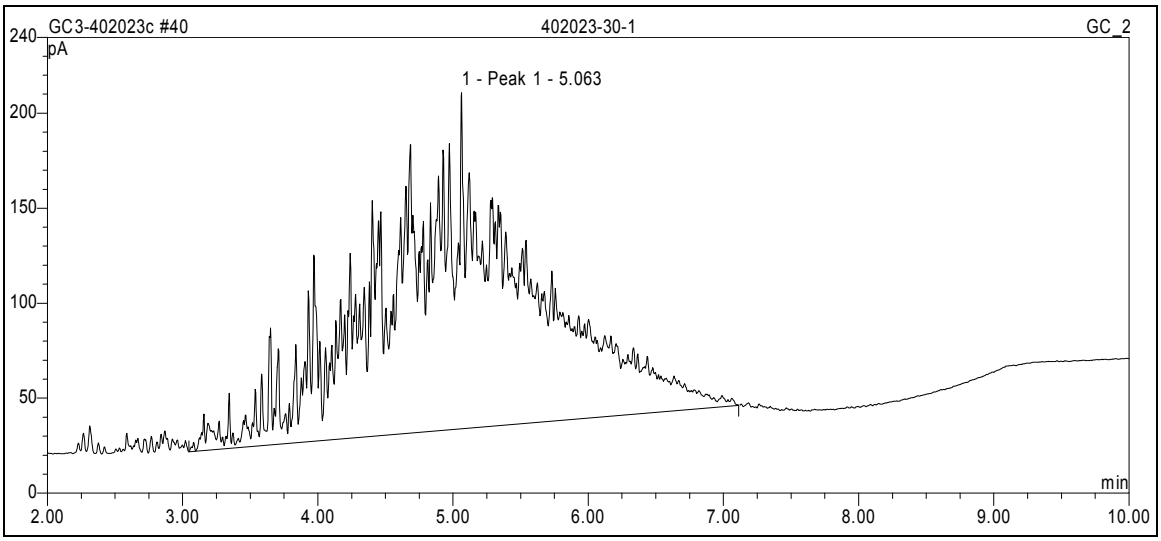


Figure 2: Representative Chromatogram of a Processed 100 mg Catalytic Cracked Slurry Oil/mL Quality Control Sample

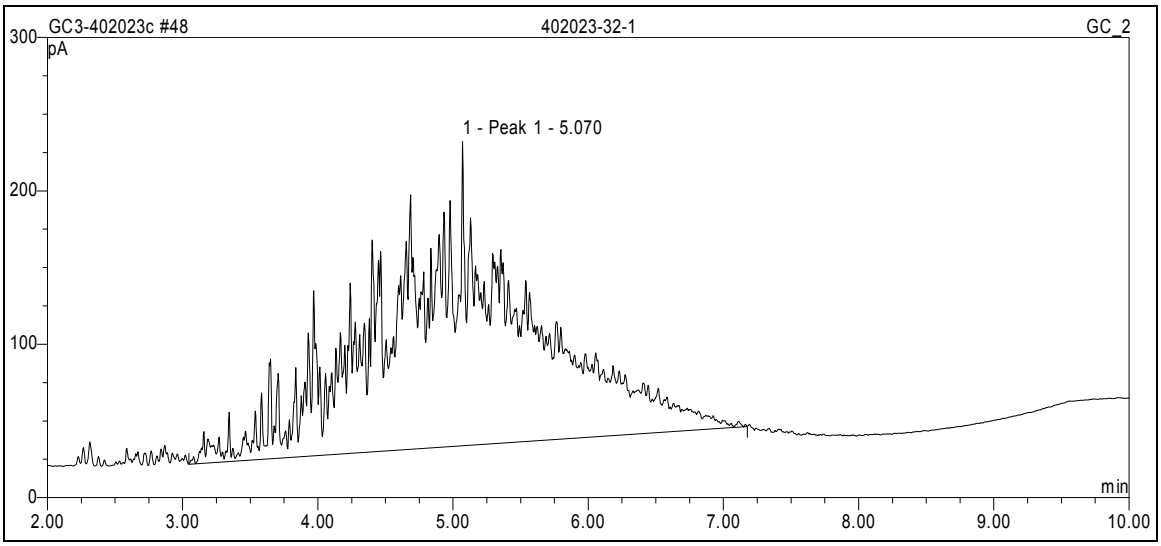


Figure 3: Representative Chromatogram of a Processed 16.7 mg Catalytic Cracked Slurry Oil/mL Formulation Sample

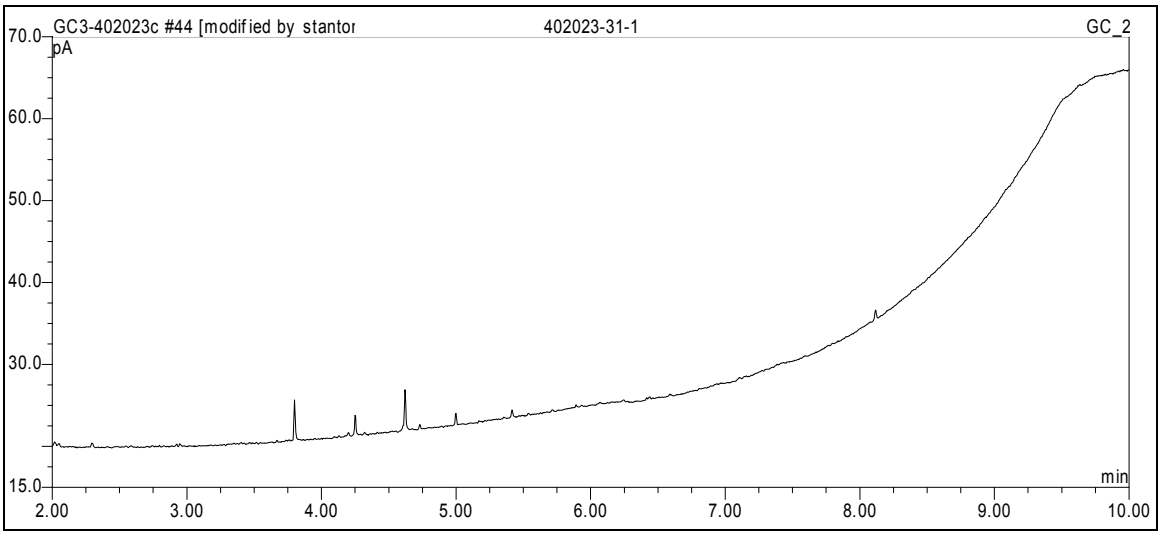


Figure 4: Chromatogram of a Processed Control Group Formulation Sample

## 4.1. SPECIFICITY/SELECTIVITY

As shown in Figure 4 (and in contrast to the chromatograms shown in Figure 1, Figure 2, and Figure 3), assay specificity/selectivity was confirmed when GC/FID analysis of processed vehicle samples revealed that there were no significant peaks (with signal-to-noise ratio [S/N] >10) at or near the peak group retention time for the test substance (approximately 3.75 to 7.0 minutes).

## 4.2. ASSAY ACCEPTABILITY

In addition to the experimental samples, each analytical session consisted of (but was not limited to) calibration standards at 5 concentrations and triplicate QC samples prepared at each of 3 concentrations. In this study, the formulations were prepared at target concentrations of 0, 3.3, 16.7, and 33.3 mg catalytic cracked slurry oil/mL, and the QC samples were prepared at nominal concentrations of 1.00, 10.0, and 100 mg catalytic cracked slurry oil/mL. For an analytical session to be considered valid, at least two-thirds of the calculated QC concentrations with at least 1 sample at each concentration had to be

85% to 115% of the nominal QC concentration. All reported results were from analytical sessions that met the acceptance criteria.

## 4.3. TEST SUBSTANCE HOMOGENEITY AND CONCENTRATION ASSESSMENT OF FORMULATIONS

Duplicate samples from the top, middle, and bottom strata of formulations used for test substance administration and prepared on 29 April 2011 at target concentrations of 3.3, 16.7, and 33.3 mg catalytic cracked slurry oil/mL were analyzed to verify test substance homogeneity and concentration acceptability. Duplicate samples from the top, middle, and bottom strata of the vehicle control were also collected and analyzed. The results of the homogeneity and concentration acceptability assessments are presented in Table 1, with the mean concentrations and overall statistics summarized in the following table.

**Homogeneity and Concentration Assessment of the 29 April 2011 Formulations**

| | Group 2 (0 mg/mL) | Group 3 (3.3 mg/mL) | Group 4 (16.7 mg/mL) | Group 5 (33.3 mg/mL) |
|---|---|---|---|---|
| Mean Concentration (mg/mL) | ND | 3.32 | 16.1 | 32.5 |
| SD | NA | 0.037 | 0.12 | 0.64 |
| RSD (%) | NA | 1.1 | 0.77 | 2.0 |
| Mean % of Target | NA | 101 | 96.1 | 97.5 |

ND = No test substance chromatographic peak detected
NA = Not applicable

The analyzed formulations met the WIL Research SOP requirement for homogeneity, *i.e.*, the RSD for the mean concentration was ≤10% at a concentration within the acceptable limits (85% to 115% of target concentration) and concentration acceptability for suspension formulations, *i.e.*, the analyzed concentration was 85% to 115% of the target concentration. No test substance was detected in the analyzed vehicle administered to the control group (Group 2).

## 4.4. TEST SUBSTANCE CONCENTRATION IN FORMULATIONS

Formulations used for test substance administration were analyzed to assess test substance concentration acceptability. The results of the concentration acceptability assessments are presented in Table 2 and Table 3, with the mean concentration and percent of target values summarized in the following table.

| | Mean Concentration, mg/mL (% of Target) | | | |
|---|---|---|---|---|
| Date of Preparation | Group 2 (0 mg/mL) | Group 3 (3.3 mg/mL) | Group 4 (16.7 mg/mL) | Group 5 (33.3 mg/mL) |
| 10 June 2011 | ND | 3.36 (102) | 16.1 (96.4) | 32.9 (98.7) |
| 22 July 2011 | ND | 3.55 (107) | 17.6 (106) | 35.3 (106) |

ND = No test substance chromatographic peak detected

The analyzed formulations used for test substance administration met the WIL Research SOP requirement for concentration acceptability for acetone formulations, *i.e.*, the analyzed concentration was 85% to 115% of the target concentration. No test substance was detected in the analyzed vehicle administered to the control group (Group 2).

## 5. CONCLUSIONS

A validated GC/FID method for the analysis of catalytic cracked slurry oil concentration in acetone formulations was used to verify test substance homogeneity and concentration acceptability in formulations used for test substance administration. The analytical results met the applicable WIL Research SOP acceptance criteria. No test substance was detected in the analyzed vehicle administered to the control group.

## 6. REPORT REVIEW AND APPROVAL

WIL-402023 Analytical Chemistry Report

Report Prepared and Approved by:

Amanda M. Stanton, BA
Group Supervisor/Associate Research Chemist,
Analytical Chemistry
Principal Chemist

Report Reviewed by:

Eric S. Bodle, PhD
Assistant Director, Analytical Chemistry

03 Aug 2012
Date

## 7. REFERENCES

Haubenstricker, M.E. Analytical Validation and Stability Study of Catalytically Cracked Slurry Oil in Acetone Formulations. (Study No. WIL-402029). WIL Research Laboratories, LLC, Ashland, OH, **2011**.

## 8. ABBREVIATIONS

The following abbreviations may apply to this report:

| | | |
|---|---|---|
| µ | - | micro |
| µL | - | microliter |
| ACN | - | acetonitrile |
| btm | - | bottom |
| cm | - | centimeter |
| DI | - | deionized |
| DMSO | - | dimethylsulfoxide |
| ESI+ | - | positive electrospray ionization |
| FA | - | formic acid |
| g | - | gram |
| HPLC | - | high performance liquid chromatography |
| hr | - | hour(s) |
| IS | - | internal standard |
| kg | - | kilogram |
| L | - | liter |
| LLOQ | - | lower limit of quantitation |
| MC | - | methylcellulose |
| MeOH | - | methanol |
| mg | - | milligram |
| mL | - | milliliter |
| mm | - | millimeter |
| msec | - | milliseconds |
| MS | - | mass spectrometry |
| mM | - | millimolar |
| NA | - | not applicable |
| ND | - | not detected |
| ng | - | nanogram |
| QC | - | quality control |
| %RE | - | percent relative error |
| RSD | - | relative standard deviation |
| SD | - | standard deviation |
| SOP | - | standard operating procedure |
| SPE | - | solid phase extraction |
| UV | - | ultraviolet |
| v | - | volume |
| w | - | weight |
| WIL Research | - | WIL Research Laboratories, LLC |

# TABLES 1 - 3

Table 1. Homogeneity/Concentration Assessment of the 29 April 2011 Formulations - Back-Up Samples
(Analyzed 2 May 2011)

| Group/ Strata | Dose Conc. ( mg/mL ) | Ref # (402023-) | Run # | Analyzed Conc. ( mg/mL ) | Percent of Target (%) | Mean Conc. ( mg/mL ) | SD | RSD (%) | Mean Conc % of Target (%) |
|---|---|---|---|---|---|---|---|---|---|
| 2/Top | 0 | 14 - 1 | 207 | …Not Detected… | | | | | |
| | | 14 - 2 | 208 | …Not Detected… | | | | | |
| 2/Mid | | 14 - 3 | 209 | …Not Detected… | | | | | |
| | | 14 - 4 | 210 | …Not Detected… | | | | | |
| 2/Btm | | 14 - 5 | 211 | …Not Detected… | | | | | |
| | | 14 - 6 | 212 | …Not Detected… | | | | | |
| 3/Top | 3.3 | 14 - 7 | 213 | 3.36 | 102 | 3.32 | 0.037 | 1.1 | 101 |
| | | 14 - 8 | 214 | 3.32 | 101 | | | | |
| 3/Mid | | 14 - 9 | 215 | 3.35 | 102 | | | | |
| | | 14 - 10 | 216 | 3.28 | 99.3 | | | | |
| 3/Btm | | 14 - 11 | 217 | 3.28 | 99.3 | | | | |
| | | 14 - 12 | 218 | 3.32 | 101 | | | | |

402023 results.xlsx 2H
Printed: 31Oct2011 3:42 PM

Table 1. Homogeneity/Concentration Assessment of the 29 April 2011 Formulations - Back-Up Samples (continued)
(Analyzed 2 May 2011)

| Group/ Strata | Dose Conc. ( mg/mL ) | Ref # (402023-) | Run # | Analyzed Conc. ( mg/mL ) | Percent of Target (%) | Mean Conc. ( mg/mL ) | SD | RSD (%) | Mean Conc % of Target (%) |
|---|---|---|---|---|---|---|---|---|---|
| 4/Top | 16.7 | 15 - 1 | 219 | 16.3 | 97.5 | 16.1 | 0.12 | 0.77 | 96.1 |
| | | 15 - 2 | 220 | 15.9 | 95.4 | | | | |
| 4/Mid | | 15 - 3 | 221 | 16.0 | 96.1 | | | | |
| | | 15 - 4 | 222 | 16.0 | 95.9 | | | | |
| 4/Btm | | 15 - 5 | 223 | 16.0 | 95.6 | | | | |
| | | 15 - 6 | 224 | 16.1 | 96.4 | | | | |
| 5/Top | 33.3 | 15 - 7 | 225 | 32.8 | 98.4 | 32.5 | 0.64 | 2.0 | 97.5 |
| | | 15 - 8 | 226 | 32.7 | 98.1 | | | | |
| 5/Mid | | 15 - 9 | 227 | 31.3 | 94.1 | | | | |
| | | 15 - 10 | 228 | 32.9 | 98.7 | | | | |
| 5/Btm | | 15 - 11 | 229 | 33.0 | 99.2 | | | | |
| | | 15 - 12 | 230 | 32.0 | 96.2 | | | | |

402023 results.xlsx 2H
Printed: 31Oct2011 3:42 PM

Table 2. Concentration Assessment of the 10 June 2011 Formulations
(Analyzed 10 June 2011)

| Group/ Strata | Dose Conc. ( mg/mL ) | Ref # (402023-) | Run # | Analyzed Conc. ( mg/mL ) | Percent of Target (%) | Mean Conc. ( mg/mL ) | SD | RSD (%) | Mean Conc % of Target (%) |
|---|---|---|---|---|---|---|---|---|---|
| 2/Mid | 0 | 31 - 1 | 287 | …Not Detected… | | | | | |
| | | 31 - 2 | 288 | …Not Detected… | | | | | |
| 3/Mid | 3.3 | 31 - 3 | 289 | 3.51 | 106 | 3.36 | 0.22 | 6.6 | 102 |
| | | 31 - 4 | 290 | 3.20 | 97.1 | | | | |
| 4/Mid | 16.7 | 32 - 1 | 291 | 16.1 | 96.4 | 16.1 | 0.0038 | 0.023 | 96.4 |
| | | 32 - 2 | 292 | 16.1 | 96.4 | | | | |
| 5/Mid | 33.3 | 32 - 3 | 293 | 32.7 | 98.1 | 32.9 | 0.25 | 0.76 | 98.7 |
| | | 32 - 4 | 294 | 33.0 | 99.2 | | | | |

402023 results.xlsx 3C
Printed: 31Oct2011 3:42 PM

Table 3. Concentration Assessment of the 22 July 2011 Formulations
(Analyzed 22 July thru 25 July 2011)

| Group/ Strata | Dose Conc. ( mg/mL ) | Ref # (402023-) | Run # | Analyzed Conc. ( mg/mL ) | Percent of Target (%) | Mean Conc. ( mg/mL ) | SD | RSD (%) | Mean Conc % of Target (%) |
|---|---|---|---|---|---|---|---|---|---|
| 2/Mid | 0 | 47 - 1 | 346 | …Not Detected… | | | | | |
| | | 47 - 2 | 347 | …Not Detected… | | | | | |
| 3/Mid | 3.3 | 47 - 3 | 348 | 3.63 | 110 | 3.55 | 0.11 | 3.1 | 107 |
| | | 47 - 4 | 349 | 3.47 | 105 | | | | |
| 4/Mid | 16.7 | 48 - 1 | 350 | 17.7 | 106 | 17.6 | 0.14 | 0.82 | 106 |
| | | 48 - 2 | 351 | 17.5 | 105 | | | | |
| 5/Mid | 33.3 | 48 - 3 | 352 | 35.4 | 106 | 35.3 | 0.11 | 0.31 | 106 |
| | | 48 - 4 | 353 | 35.3 | 106 | | | | |

402023 results.xlsx 4C
Printed: 31Oct2011 3:42 PM

# APPENDIX D

Pretest Clinical Observations

TABLE P1 (PRETEST DETAILED PHYSICAL EXAMINATIONS)

PROJECT NO.:WIL-402023P — A 90-DAY DERMAL STUDY UTILIZING CLARIFIED OILS IN RATS — PAGE 1

SPONSOR:AMERICAN PETROLEUM — SUMMARY OF CLINICAL FINDINGS: TOTAL OCCURRENCE/NO. OF ANIMALS

----- M A L E -----

| | |
|---|---|
| TABLE RANGE: | 04-21-11 TO 05-01-11 |
| GROUP: | 1 |
| NORMAL | |
| -NO SIGNIFICANT CLINICAL OBSERVATIONS | 116/60 |
| BODY/INTEGUMENT | |
| -HAIR LOSS FORELIMB(S) | 1/ 1 |
| EYES/EARS/NOSE | |
| -DRIED RED MATERIAL AROUND NOSE | 1/ 1 |
| EXCRETA | |
| -FECES SMALLER THAN NORMAL | 1/ 1 |
| -PROLAPSED PENIS | 1/ 1 |
| -WATER BOTTLE ADDED-POOR BODY CONDITION | 1/ 1 |
| SPECIAL II | |
| -SCORED, NOT REMARKABLE | 60/60 |

1- PRETEST

----- F E M A L E -----

| | |
|---|---|
| TABLE RANGE: | 04-21-11 TO 05-01-11 |
| GROUP: | 1 |
| NORMAL | |
| -NO SIGNIFICANT CLINICAL OBSERVATIONS | 115/60 |
| EYES/EARS/NOSE | |
| -DRIED RED MATERIAL AROUND NOSE | 5/ 5 |
| SPECIAL II | |
| -SCORED, NOT REMARKABLE | 59/59 |
| -PINPOINT SCABBING | 1/ 1 |
| -NO ERYTHEMA | 1/ 1 |
| -NO EDEMA | 1/ 1 |

1- PRETEST

# APPENDIX E

Animal Room Environmental Conditions

STUDY SPECIFICATIONS: 402023 DATE IN 04/19/11 TIME IN 08:00
DATE OUT 07/31/11 TIME OUT 16:00

ROOM SPECIFICATIONS: B ROOM 115 LOW TEMPERATURE °F: 66.0 HIGH TEMPERATURE °F: 76.0 LOW HUMIDITY %RH: 30.0
TEST SYSTEM: Rat LOW TEMPERATURE °C: 18.9 HIGH TEMPERATURE °C: 24.4 HIGH HUMIDITY %RH: 70.0

| | PRIMARY TEMP | | SECONDARY TEMP | | PRIMARY HUM | SECONDARY HUM |
|---|---|---|---|---|---|---|
| DATE | MEAN (°F) | MEAN (°C) | MEAN (°F) | MEAN (°C) | MEAN (%RH) | MEAN (%RH) |
| 04/19/11 | 70.5 | 21.4 | 70.9 | 21.6 | 44.5 | 43.7 |
| 04/20/11 | 70.4 | 21.3 | 70.9 | 21.6 | 47.4 | 46.5 |
| 04/21/11 | 70.5 | 21.4 | 70.9 | 21.6 | 40.5 | 39.7 |
| 04/22/11 | 70.3 | 21.3 | 70.7 | 21.5 | 43.6 | 42.9 |
| 04/23/11 | 70.4 | 21.3 | 70.9 | 21.6 | 54.7 | 53.8 |
| 04/24/11 | 70.4 | 21.3 | 70.9 | 21.6 | 54.5 | 53.7 |
| 04/25/11 | 70.5 | 21.4 | 71.0 | 21.7 | 56.2 | 55.3 |
| 04/26/11 | 70.5 | 21.4 | 70.9 | 21.6 | 55.4 | 54.5 |
| 04/27/11 | 70.3 | 21.3 | 70.8 | 21.6 | 55.6 | 54.7 |
| 04/28/11 | 70.4 | 21.3 | 70.9 | 21.6 | 44.9 | 44.2 |
| 04/29/11 | 70.4 | 21.3 | 70.9 | 21.6 | 42.6 | 41.9 |
| 04/30/11 | 70.4 | 21.3 | 70.9 | 21.6 | 42.7 | 42.0 |
| 05/01/11 | 70.4 | 21.3 | 70.8 | 21.6 | 51.1 | 50.3 |
| 05/02/11 | 70.3 | 21.3 | 70.7 | 21.5 | 49.2 | 48.4 |
| 05/03/11 | 70.3 | 21.3 | 70.7 | 21.5 | 41.1 | 40.4 |
| 05/04/11 | 70.6 | 21.4 | 71.0 | 21.7 | 38.3 | 37.6 |
| 05/05/11 | 70.2 | 21.2 | 70.7 | 21.5 | 39.2 | 38.5 |
| 05/06/11 | 70.4 | 21.3 | 70.8 | 21.6 | 41.7 | 41.0 |
| 05/07/11 | 70.3 | 21.3 | 70.8 | 21.6 | 43.8 | 43.0 |

| | PRIMARY TEMP | | SECONDARY TEMP | | PRIMARY HUM | SECONDARY HUM |
|---|---|---|---|---|---|---|
| DATE | MEAN (°F) | MEAN (°C) | MEAN (°F) | MEAN (°C) | MEAN (%RH) | MEAN (%RH) |
| 05/08/11 | 70.2 | 21.2 | 70.7 | 21.5 | 46.0 | 45.3 |
| 05/09/11 | 70.4 | 21.3 | 70.9 | 21.6 | 40.0 | 39.1 |
| 05/10/11 | 70.5 | 21.4 | 70.9 | 21.6 | 42.2 | 41.4 |
| 05/11/11 | 70.3 | 21.3 | 70.7 | 21.5 | 50.5 | 49.6 |
| 05/12/11 | 70.2 | 21.2 | 70.7 | 21.5 | 53.2 | 52.3 |
| 05/13/11 | 70.4 | 21.3 | 70.8 | 21.6 | 52.2 | 51.3 |
| 05/14/11 | 70.4 | 21.3 | 70.8 | 21.6 | 50.6 | 49.8 |
| 05/15/11 | 70.1 | 21.2 | 70.5 | 21.4 | 47.2 | 46.4 |
| 05/16/11 | 70.1 | 21.2 | 70.6 | 21.4 | 41.2 | 40.5 |
| 05/17/11 | 70.3 | 21.3 | 70.8 | 21.6 | 44.2 | 43.5 |
| 05/18/11 | 70.4 | 21.3 | 70.8 | 21.6 | 50.3 | 49.5 |
| 05/19/11 | 70.2 | 21.2 | 70.6 | 21.4 | 48.4 | 47.7 |
| 05/20/11 | 70.3 | 21.3 | 70.7 | 21.5 | 49.1 | 48.3 |
| 05/21/11 | 70.2 | 21.2 | 70.6 | 21.4 | 49.5 | 48.7 |
| 05/22/11 | 70.1 | 21.2 | 70.6 | 21.4 | 50.3 | 49.5 |
| 05/23/11 | 70.2 | 21.2 | 70.7 | 21.5 | 51.1 | 50.3 |
| 05/24/11 | 70.2 | 21.2 | 70.1 | 21.2 | 50.8 | 50.5 |
| 05/25/11 | 70.4 | 21.3 | 69.9 | 21.1 | 51.8 | 51.9 |
| 05/26/11 | 70.3 | 21.3 | 69.8 | 21.0 | 50.2 | 50.4 |
| 05/27/11 | 70.1 | 21.2 | 69.5 | 20.8 | 49.8 | 50.1 |
| 05/28/11 | 70.4 | 21.3 | 69.8 | 21.0 | 50.0 | 50.2 |
| 05/29/11 | 70.7 | 21.5 | 70.0 | 21.1 | 53.8 | 54.0 |
| 05/30/11 | 70.6 | 21.4 | 70.0 | 21.1 | 58.5 | 58.5 |

| | PRIMARY TEMP | | SECONDARY TEMP | | PRIMARY HUM | SECONDARY HUM |
|---|---|---|---|---|---|---|
| DATE | MEAN (°F) | MEAN (°C) | MEAN (°F) | MEAN (°C) | MEAN (%RH) | MEAN (%RH) |
| 05/31/11 | 70.7 | 21.5 | 70.2 | 21.2 | 59.9 | 60.0 |
| 06/01/11 | 70.1 | 21.2 | 69.6 | 20.9 | 52.2 | 52.3 |
| 06/02/11 | 70.0 | 21.1 | 69.4 | 20.8 | 45.5 | 45.7 |
| 06/03/11 | 70.5 | 21.4 | 69.9 | 21.1 | 41.8 | 42.2 |
| 06/04/11 | 70.1 | 21.2 | 69.5 | 20.8 | 53.9 | 54.1 |
| 06/05/11 | 70.3 | 21.3 | 69.8 | 21.0 | 53.0 | 53.3 |
| 06/06/11 | 70.2 | 21.2 | 69.6 | 20.9 | 51.2 | 51.5 |
| 06/07/11 | 70.2 | 21.2 | 69.6 | 20.9 | 53.0 | 53.2 |
| 06/08/11 | 70.4 | 21.3 | 69.8 | 21.0 | 56.9 | 57.0 |
| 06/09/11 | 70.4 | 21.3 | 69.8 | 21.0 | 54.3 | 54.5 |
| 06/10/11 | 70.3 | 21.3 | 69.7 | 20.9 | 52.3 | 52.5 |
| 06/11/11 | 70.3 | 21.3 | 69.7 | 20.9 | 52.0 | 52.2 |
| 06/12/11 | 70.1 | 21.2 | 69.6 | 20.9 | 49.7 | 50.0 |
| 06/13/11 | 70.3 | 21.3 | 69.7 | 20.9 | 47.9 | 48.1 |
| 06/14/11 | 70.1 | 21.2 | 69.5 | 20.8 | 48.1 | 48.4 |
| 06/15/11 | 70.3 | 21.3 | 69.7 | 20.9 | 49.0 | 49.3 |
| 06/16/11 | 70.1 | 21.2 | 69.6 | 20.9 | 49.7 | 49.9 |
| 06/17/11 | 70.1 | 21.2 | 69.5 | 20.8 | 51.0 | 51.2 |
| 06/18/11 | 70.3 | 21.3 | 69.8 | 21.0 | 51.7 | 52.0 |
| 06/19/11 | 70.2 | 21.2 | 69.6 | 20.9 | 52.3 | 52.5 |
| 06/20/11 | 70.0 | 21.1 | 69.4 | 20.8 | 54.0 | 54.1 |
| 06/21/11 | 70.4 | 21.3 | 69.8 | 21.0 | 56.6 | 56.7 |
| 06/22/11 | 70.4 | 21.3 | 69.8 | 21.0 | 53.9 | 54.0 |

| | PRIMARY TEMP | | SECONDARY TEMP | | PRIMARY HUM | SECONDARY HUM |
|---|---|---|---|---|---|---|
| DATE | MEAN (°F) | MEAN (°C) | MEAN (°F) | MEAN (°C) | MEAN (%RH) | MEAN (%RH) |
| 06/23/11 | 70.3 | 21.3 | 69.8 | 21.0 | 51.4 | 51.6 |
| 06/24/11 | 70.1 | 21.2 | 69.5 | 20.8 | 50.5 | 50.8 |
| 06/25/11 | 70.2 | 21.2 | 69.6 | 20.9 | 48.7 | 48.9 |
| 06/26/11 | 70.0 | 21.1 | 69.4 | 20.8 | 49.5 | 49.8 |
| 06/27/11 | 70.3 | 21.3 | 69.7 | 20.9 | 51.0 | 51.3 |
| 06/28/11 | 70.1 | 21.2 | 69.5 | 20.8 | 52.4 | 52.7 |
| 06/29/11 | 71.7 | 22.1 | 71.2 | 21.8 | 45.6 | 45.9 |
| 06/30/11 | 70.0 | 21.1 | 69.4 | 20.8 | 49.2 | 49.4 |
| 07/01/11 | 70.8 | 21.6 | 70.1 | 21.2 | 51.6 | 51.8 |
| 07/02/11 | 70.2 | 21.2 | 69.7 | 20.9 | 55.2 | 55.3 |
| 07/03/11 | 70.0 | 21.1 | 69.4 | 20.8 | 55.5 | 55.7 |
| 07/04/11 | 70.0 | 21.1 | 69.5 | 20.8 | 53.1 | 53.3 |
| 07/05/11 | 70.5 | 21.4 | 69.8 | 21.0 | 49.1 | 49.4 |
| 07/06/11 | 70.3 | 21.3 | 69.8 | 21.0 | 54.4 | 54.5 |
| 07/07/11 | 70.4 | 21.3 | 69.8 | 21.0 | 55.3 | 55.5 |
| 07/08/11 | 69.9 | 21.1 | 69.3 | 20.7 | 52.8 | 53.1 |
| 07/09/11 | 69.6 | 20.9 | 68.9 | 20.5 | 51.5 | 51.8 |
| 07/10/11 | 69.8 | 21.0 | 69.1 | 20.6 | 52.2 | 52.5 |
| 07/11/11 | 70.6 | 21.4 | 70.1 | 21.2 | 55.2 | 55.2 |
| 07/12/11 | 70.5 | 21.4 | 69.9 | 21.1 | 57.2 | 57.2 |
| 07/13/11 | 71.0 | 21.7 | 70.5 | 21.4 | 51.3 | 51.4 |
| 07/14/11 | 70.3 | 21.3 | 69.9 | 21.1 | 48.4 | 48.6 |
| 07/15/11 | 69.8 | 21.0 | 69.1 | 20.6 | 52.7 | 53.0 |

| | PRIMARY TEMP | | SECONDARY TEMP | | PRIMARY HUM | SECONDARY HUM |
|---|---|---|---|---|---|---|
| DATE | MEAN (°F) | MEAN (°C) | MEAN (°F) | MEAN (°C) | MEAN (%RH) | MEAN (%RH) |
| 07/16/11 | 69.9 | 21.1 | 69.2 | 20.7 | 54.3 | 54.5 |
| 07/17/11 | 70.3 | 21.3 | 69.7 | 20.9 | 54.4 | 54.7 |
| 07/18/11 | 70.1 | 21.2 | 69.5 | 20.8 | 63.9 | 63.8 |
| 07/19/11 | 70.4 | 21.3 | 69.8 | 21.0 | 62.1 | 62.0 |
| 07/20/11 | 70.4 | 21.3 | 69.7 | 20.9 | 57.4 | 57.4 |
| 07/21/11 | 70.4 | 21.3 | 69.8 | 21.0 | 63.2 | 63.3 |
| 07/22/11 | 70.5 | 21.4 | 70.0 | 21.1 | 57.2 | 57.9 |
| 07/23/11 | 70.2 | 21.2 | 69.8 | 21.0 | 53.6 | 53.9 |
| 07/24/11 | 69.5 | 20.8 | 68.9 | 20.5 | 57.8 | 58.1 |
| 07/25/11 | 70.1 | 21.2 | 69.6 | 20.9 | 58.4 | 58.8 |
| 07/26/11 | 70.1 | 21.2 | 69.4 | 20.8 | 52.2 | 52.6 |
| 07/27/11 | 70.7 | 21.5 | 70.1 | 21.2 | 48.8 | 49.2 |
| 07/28/11 | 70.9 | 21.6 | 70.3 | 21.3 | 53.3 | 55.2 |
| 07/29/11 | 70.3 | 21.3 | 69.7 | 20.9 | 58.4 | 60.2 |
| 07/30/11 | 70.3 | 21.3 | 69.8 | 21.0 | 49.6 | 50.3 |
| 07/31/11 | 70.5 | 21.4 | 69.8 | 21.0 | 48.2 | 48.7 |

| | PRIMARY TEMP | | SECONDARY TEMP | | PRIMARY HUM | SECONDARY HUM |
|---|---|---|---|---|---|---|
| DATE | MEAN (°F) | MEAN (°C) | MEAN (°F) | MEAN (°C) | MEAN (%RH) | MEAN (%RH) |

| **SUMMARY OF DAILY MEANS** | MEAN | MIN | MAX |
|---|---|---|---|
| PRIMARY TEMP °F: | 70.3 | 69.5 | 71.7 |
| PRIMARY TEMP °C: | 21.3 | 20.8 | 22.1 |
| SECONDARY TEMP °F: | 70.1 | 68.9 | 71.2 |
| SECONDARY TEMP °C: | 21.2 | 20.5 | 21.8 |
| PRIMARY HUM %RH: | 50.9 | 38.3 | 63.9 |
| SECONDARY HUM %RH: | 50.9 | 37.6 | 63.8 |
| N DAYS | 104 | | |

**B ROOM 115 SUMMARY OF HOURLY VALUES**

| | PRIMARY TEMP | | | | SECONDARY TEMP | | | | PRIMARY HUM | | SECONDARY HUM | |
|---|---|---|---|---|---|---|---|---|---|---|---|---|
| MEAN | 70.3 | °F | 21.3 | °C | 70.1 | °F | 21.2 | °C | 50.9 | %RH | 50.9 | %RH |
| MIN | 67.3 | °F | 19.6 | °C | 66.5 | °F | 19.2 | °C | 33.2 | %RH | 32.4 | %RH |
| MAX | 73.2 | °F | 22.9 | °C | 73.7 | °F | 23.2 | °C | 85.8 | %RH | 84.4 | %RH |
| SD | 1.55 | | 0.86 | | 1.70 | | 0.94 | | 6.68 | | 6.89 | |
| SE | 0.03 | | 0.02 | | 0.03 | | 0.02 | | 0.13 | | 0.14 | |
| N SAMPLES | 2467 | | | | 2467 | | | | 2467 | | 2467 | |
| FIRST DAY | 04/19/11 | | | | | | | | | | | |
| LAST DAY | 07/31/11 | | | | | | | | | | | |
| N DAYS | 104 | | | | | | | | | | | |

**STUDY 402023 SUMMARY OF HOURLY VALUES**

| | PRIMARY TEMP | | | | SECONDARY TEMP | | | | PRIMARY HUM | | SECONDARY HUM | |
|---|---|---|---|---|---|---|---|---|---|---|---|---|
| MEAN | 70.3 | °F | 21.3 | °C | 70.1 | °F | 21.2 | °C | 50.9 | %RH | 50.9 | %RH |
| MIN | 67.3 | °F | 19.6 | °C | 66.5 | °F | 19.2 | °C | 33.2 | %RH | 32.4 | %RH |
| MAX | 73.2 | °F | 22.9 | °C | 73.7 | °F | 23.2 | °C | 85.8 | %RH | 84.4 | %RH |
| SD | 1.55 | | 0.86 | | 1.70 | | 0.94 | | 6.68 | | 6.89 | |
| SE | 0.03 | | 0.02 | | 0.03 | | 0.02 | | 0.13 | | 0.14 | |
| N SAMPLES | 2467 | | | | 2467 | | | | 2467 | | 2467 | |
| FIRST DAY | 04/19/11 | | | | | | | | | | | |
| LAST DAY | 07/31/11 | | | | | | | | | | | |
| N DAYS | 104 | | | | | | | | | | | |

# APPENDIX F

Unscheduled Clinical Observations and Treatments

TABLE U1 (UNSCHEDULED CLINICAL OBSERVATIONS)

PROJECT NO.:WIL-402023U — A 90-DAY DERMAL STUDY UTILIZING CLARIFIED OILS IN RATS — PAGE 1

SPONSOR:AMERICAN PETROLEUM — INDIVIDUAL CLINICAL OBSERVATIONS

STUDY DAYS: 0 THROUGH 90

| ANIMAL | SEX | GROUP | CATEGORY | STUDY DAY | TIME | GRADE | OBSERVATIONS |
|---|---|---|---|---|---|---|---|
| 10419 | M | UNTREATED | BODY/INTEG III | 11 | 6:54 | P | DRIED YELLOW MATERIAL UROGENITAL AREA |
| | | | | 11 | 8:46 | P | DRIED YELLOW MATERIAL UROGENITAL AREA |
| 10444 | M | UNTREATED | BODY/INTEG III | 11 | 6:55 | P | DRIED YELLOW MATERIAL UROGENITAL AREA |
| | | | | 11 | 8:46 | P | DRIED YELLOW MATERIAL UROGENITAL AREA |
| 10447 | M | UNTREATED | BODY/INTEG III | 11 | 6:55 | P | DRIED YELLOW MATERIAL UROGENITAL AREA |
| | | | | 11 | 8:47 | P | DRIED YELLOW MATERIAL UROGENITAL AREA |
| 10456 | M | UNTREATED | BODY/INTEG III | 11 | 6:55 | P | DRIED YELLOW MATERIAL UROGENITAL AREA |
| | | | | 11 | 6:55 | P | DRIED YELLOW MATERIAL VENTRAL TRUNK |
| | | | | 11 | 8:47 | P | DRIED YELLOW MATERIAL UROGENITAL AREA |
| 10462 | M | UNTREATED | BODY/INTEG III | 11 | 6:56 | P | DRIED YELLOW MATERIAL UROGENITAL AREA |
| | | | | 11 | 8:47 | P | DRIED YELLOW MATERIAL UROGENITAL AREA |
| 10432 | M | 0 MG/KG/DAY | BODY/INTEG III | 11 | 6:58 | P | DRIED YELLOW MATERIAL UROGENITAL AREA |
| | | | | 11 | 9:15 | P | DRIED YELLOW MATERIAL UROGENITAL AREA |
| 10438 | M | 0 MG/KG/DAY | BODY/INTEG III | 11 | 6:59 | P | DRIED YELLOW MATERIAL UROGENITAL AREA |
| | | | | 11 | 9:15 | P | DRIED YELLOW MATERIAL UROGENITAL AREA |
| 10459 | M | 0 MG/KG/DAY | BODY/INTEG III | 11 | 9:15 | P | DRIED YELLOW MATERIAL UROGENITAL AREA |
| 10467 | M | 0 MG/KG/DAY | BODY/INTEG III | 11 | 6:59 | P | DRIED YELLOW MATERIAL UROGENITAL AREA |
| | | | | 11 | 9:15 | P | DRIED YELLOW MATERIAL UROGENITAL AREA |
| 10425 | M | 5 MG/KG/DAY | BODY/INTEG III | 11 | 7:02 | P | DRIED YELLOW MATERIAL UROGENITAL AREA |
| | | | | 11 | 9:18 | P | DRIED YELLOW MATERIAL UROGENITAL AREA |
| 10436 | M | 5 MG/KG/DAY | BODY/INTEG III | 11 | 7:02 | P | DRIED YELLOW MATERIAL UROGENITAL AREA |
| | | | | 11 | 9:18 | P | DRIED YELLOW MATERIAL UROGENITAL AREA |
| 10446 | M | 5 MG/KG/DAY | BODY/INTEG III | 11 | 7:02 | P | DRIED YELLOW MATERIAL UROGENITAL AREA |
| | | | | 11 | 9:18 | P | DRIED YELLOW MATERIAL UROGENITAL AREA |
| 10465 | M | 5 MG/KG/DAY | BODY/INTEG III | 11 | 7:03 | P | DRIED YELLOW MATERIAL UROGENITAL AREA |
| 10474 | M | 5 MG/KG/DAY | BODY/INTEG III | 11 | 7:03 | P | DRIED YELLOW MATERIAL UROGENITAL AREA |
| | | | | 11 | 9:19 | P | DRIED YELLOW MATERIAL UROGENITAL AREA |
| 10429 | M | 25 MG/KG/DAY | BODY/INTEG III | 11 | 7:05 | P | DRIED YELLOW MATERIAL UROGENITAL AREA |
| | | | | 11 | 9:21 | P | DRIED YELLOW MATERIAL UROGENITAL AREA |

GRADE CODE: 1 - SLIGHT 2 - MODERATE 3 - SEVERE P - PRESENT

STUDY DAYS: 0 THROUGH 90

| ANIMAL | SEX | GROUP | CATEGORY | STUDY DAY | TIME | GRADE | OBSERVATIONS |
|---|---|---|---|---|---|---|---|
| 10441 | M | 25 MG/KG/DAY | BODY/INTEG III | 11 | 7:05 | P | DRIED YELLOW MATERIAL UROGENITAL AREA |
| 10442 | M | 25 MG/KG/DAY | BODY/INTEG III | 11 | 7:05 | P | DRIED YELLOW MATERIAL UROGENITAL AREA |
| | | | | 11 | 9:21 | P | DRIED YELLOW MATERIAL UROGENITAL AREA |
| 10464 | M | 25 MG/KG/DAY | BODY/INTEG III | 11 | 7:06 | P | DRIED YELLOW MATERIAL UROGENITAL AREA |
| | | | | 11 | 9:22 | P | DRIED YELLOW MATERIAL UROGENITAL AREA |
| 10466 | M | 25 MG/KG/DAY | BODY/INTEG III | 11 | 7:06 | P | DRIED YELLOW MATERIAL UROGENITAL AREA |
| | | | | 11 | 9:22 | P | DRIED YELLOW MATERIAL UROGENITAL AREA |
| 10471 | M | 25 MG/KG/DAY | BODY/INTEG III | 11 | 7:06 | P | DRIED YELLOW MATERIAL UROGENITAL AREA |
| 10473 | M | 25 MG/KG/DAY | BODY/INTEG III | 11 | 7:06 | P | DRIED YELLOW MATERIAL UROGENITAL AREA |
| | | | | 11 | 9:22 | P | DRIED YELLOW MATERIAL UROGENITAL AREA |
| 10424 | M | 50 MG/KG/DAY | BODY/INTEG III | 11 | 7:09 | P | DRIED YELLOW MATERIAL UROGENITAL AREA |
| | | | | 11 | 9:24 | P | DRIED YELLOW MATERIAL UROGENITAL AREA |
| 10427 | M | 50 MG/KG/DAY | DISPOSITION | 77 | 11:49 | P | SENT TO NECROPSY TO BE EUTHANIZED IN EXTREMIS- PHYSICAL CONDITION |
| 10433 | M | 50 MG/KG/DAY | BODY/INTEG III | 11 | 7:09 | P | DRIED YELLOW MATERIAL UROGENITAL AREA |
| | | | | 11 | 9:25 | P | DRIED YELLOW MATERIAL UROGENITAL AREA |
| 10439 | M | 50 MG/KG/DAY | BODY/INTEG III | 11 | 7:09 | P | DRIED YELLOW MATERIAL UROGENITAL AREA |
| | | | | 11 | 9:25 | P | DRIED YELLOW MATERIAL UROGENITAL AREA |
| 10440 | M | 50 MG/KG/DAY | BODY/INTEG III | 11 | 7:09 | P | DRIED YELLOW MATERIAL UROGENITAL AREA |
| | | | | 11 | 9:25 | P | DRIED YELLOW MATERIAL UROGENITAL AREA |
| 10448 | M | 50 MG/KG/DAY | DISPOSITION | 75 | 7:47 | P | FOUND DEAD |
| 10448 | M | 50 MG/KG/DAY | BODY/INTEG III | 11 | 7:10 | P | DRIED YELLOW MATERIAL UROGENITAL AREA |
| | | | | 11 | 9:25 | P | DRIED YELLOW MATERIAL UROGENITAL AREA |
| 10451 | M | 50 MG/KG/DAY | DISPOSITION | 52 | 10:41 | P | FOUND DEAD |
| 10451 | M | 50 MG/KG/DAY | BODY/INTEG III | 11 | 7:10 | P | DRIED YELLOW MATERIAL UROGENITAL AREA |
| | | | | 11 | 9:25 | P | DRIED YELLOW MATERIAL UROGENITAL AREA |
| 10452 | M | 50 MG/KG/DAY | DISPOSITION | 52 | 10:46 | P | SENT TO NECROPSY TO BE EUTHANIZED IN EXTREMIS- PHYSICAL CONDITION |
| 10472 | M | 50 MG/KG/DAY | BODY/INTEG III | 11 | 7:10 | P | DRIED YELLOW MATERIAL UROGENITAL AREA |

GRADE CODE: 1 - SLIGHT 2 - MODERATE 3 - SEVERE P - PRESENT

STUDY DAYS: 0 THROUGH 90

| ANIMAL | SEX | GROUP | CATEGORY | STUDY DAY | TIME | GRADE | OBSERVATIONS |
|---|---|---|---|---|---|---|---|
| 10472 | M | 50 MG/KG/DAY | BODY/INTEG III | 11 | 9:26 | P | DRIED YELLOW MATERIAL UROGENITAL AREA |
| 10494 | F | UNTREATED | BODY/INTEG III | 11 | 6:56 | P | WET YELLOW MATERIAL UROGENITAL AREA |
| 10536 | F | UNTREATED | BODY/INTEG III | 11 | 6:58 | P | DRIED YELLOW MATERIAL UROGENITAL AREA |
| 10530 | F | 0 MG/KG/DAY | BODY/INTEG III | 11 | 7:01 | P | DRIED YELLOW MATERIAL UROGENITAL AREA |
| | | | | 11 | 9:17 | P | DRIED YELLOW MATERIAL UROGENITAL AREA |
| 10504 | F | 25 MG/KG/DAY | BODY/INTEG III | 11 | 7:08 | P | DRIED YELLOW MATERIAL UROGENITAL AREA |
| | | | | 11 | 9:24 | P | DRIED YELLOW MATERIAL UROGENITAL AREA |
| 10507 | F | 25 MG/KG/DAY | DISPOSITION | 59 | 9:48 | P | SENT TO NECROPSY TO BE EUTHANIZED IN EXTREMIS- PHYSICAL CONDITION |
| 10507 | F | 25 MG/KG/DAY | EXCRETA | 57 | 16:56 | P | DEFECATION DECREASED |
| | | | | 57 | 16:56 | P | FECES SMALLER THAN NORMAL |
| 10510 | F | 50 MG/KG/DAY | DISPOSITION | 86 | 14:56 | P | SENT TO NECROPSY TO BE EUTHANIZED IN EXTREMIS- PHYSICAL CONDITION |
| 10510 | F | 50 MG/KG/DAY | BODY/INTEG III | 11 | 9:26 | P | DRIED YELLOW MATERIAL UROGENITAL AREA |
| 10523 | F | 50 MG/KG/DAY | DISPOSITION | 57 | 16:37 | P | SENT TO NECROPSY TO BE EUTHANIZED IN EXTREMIS- PHYSICAL CONDITION |
| 10524 | F | 50 MG/KG/DAY | DISPOSITION | 70 | 8:54 | P | SENT TO NECROPSY TO BE EUTHANIZED IN EXTREMIS- PHYSICAL CONDITION |
| 10524 | F | 50 MG/KG/DAY | BODY/INTEG III | 11 | 9:27 | P | DRIED YELLOW MATERIAL UROGENITAL AREA |

GRADE CODE: 1 - SLIGHT 2 - MODERATE 3 - SEVERE P - PRESENT

TABLE U2 (TREATMENTS)

PROJECT NO.:WIL-402023U — A 90-DAY DERMAL STUDY UTILIZING CLARIFIED OILS IN RATS — PAGE 1

SPONSOR:AMERICAN PETROLEUM — INDIVIDUAL CLINICAL OBSERVATIONS

STUDY DAYS: 0 THROUGH 90

| ANIMAL | SEX | GROUP | CATEGORY | STUDY DAY | TIME | GRADE | OBSERVATIONS |
|---|---|---|---|---|---|---|---|
| 10437 | M | UNTREATED | SPECIAL II | 49 | 13:35 | P | WATER BOTTLE ADDED-BODY WEIGHT LOSS |
| 10426 | M | 5 MG/KG/DAY | SPECIAL II | 63 | 15:51 | P | WATER BOTTLE ADDED-BODY WEIGHT LOSS |
| 10427 | M | 50 MG/KG/DAY | SPECIAL II | 61 | 13:48 | P | WATER BOTTLE ADDED-POOR BODY CONDITION |
| | | | | 63 | 15:51 | P | WATER BOTTLE ADDED-BODY WEIGHT LOSS |
| 10433 | M | 50 MG/KG/DAY | SPECIAL II | 61 | 13:49 | P | WATER BOTTLE ADDED-POOR BODY CONDITION |
| | | | | 63 | 15:51 | P | WATER BOTTLE ADDED-BODY WEIGHT LOSS |
| 10439 | M | 50 MG/KG/DAY | SPECIAL II | 63 | 15:51 | P | WATER BOTTLE ADDED-BODY WEIGHT LOSS |
| | | | | 84 | 10:15 | P | WATER BOTTLE ADDED-BODY WEIGHT LOSS |
| 10448 | M | 50 MG/KG/DAY | SPECIAL II | 63 | 15:51 | P | WATER BOTTLE ADDED-BODY WEIGHT LOSS |
| 10451 | M | 50 MG/KG/DAY | SPECIAL II | 28 | 12:52 | P | WATER BOTTLE ADDED-BODY WEIGHT LOSS |
| | | | | 50 | 10:58 | P | WATER BOTTLE ADDED-POOR BODY CONDITION |
| 10452 | M | 50 MG/KG/DAY | SPECIAL II | 42 | 11:20 | P | WATER BOTTLE ADDED-BODY WEIGHT LOSS |
| | | | | 49 | 13:35 | P | WATER BOTTLE ADDED-BODY WEIGHT LOSS |
| 10496 | F | UNTREATED | SPECIAL II | 56 | 10:49 | P | WATER BOTTLE ADDED-BODY WEIGHT LOSS |
| 10489 | F | 0 MG/KG/DAY | SPECIAL II | 3 | 11:17 | P | WATER BOTTLE ADDED-POOR BODY CONDITION |
| 10508 | F | 5 MG/KG/DAY | SPECIAL II | 28 | 12:52 | P | WATER BOTTLE ADDED-BODY WEIGHT LOSS |
| 10497 | F | 25 MG/KG/DAY | SPECIAL II | 56 | 10:49 | P | WATER BOTTLE ADDED-BODY WEIGHT LOSS |
| 10507 | F | 25 MG/KG/DAY | SPECIAL II | 41 | 13:35 | P | WATER BOTTLE ADDED-POOR BODY CONDITION |
| | | | | 42 | 11:20 | P | WATER BOTTLE ADDED-BODY WEIGHT LOSS |
| | | | | 49 | 13:36 | P | WATER BOTTLE ADDED-BODY WEIGHT LOSS |
| | | | | 57 | 16:56 | P | WATER BOTTLE ADDED-POOR BODY CONDITION |
| 10503 | F | 50 MG/KG/DAY | SPECIAL II | 84 | 10:15 | P | WATER BOTTLE ADDED-BODY WEIGHT LOSS |
| 10510 | F | 50 MG/KG/DAY | SPECIAL II | 77 | 11:44 | P | WATER BOTTLE ADDED-BODY WEIGHT LOSS |
| | | | | 84 | 10:16 | P | WATER BOTTLE ADDED-POOR BODY CONDITION |
| 10516 | F | 50 MG/KG/DAY | SPECIAL II | 84 | 10:16 | P | WATER BOTTLE ADDED-BODY WEIGHT LOSS |
| 10523 | F | 50 MG/KG/DAY | SPECIAL II | 42 | 11:19 | P | WATER BOTTLE ADDED-BODY WEIGHT LOSS |
| | | | | 49 | 13:35 | P | WATER BOTTLE ADDED-BODY WEIGHT LOSS |
| | | | | 56 | 10:49 | P | WATER BOTTLE ADDED-BODY WEIGHT LOSS |
| 10524 | F | 50 MG/KG/DAY | SPECIAL II | 56 | 10:49 | P | WATER BOTTLE ADDED-BODY WEIGHT LOSS |

GRADE CODE: 1 - SLIGHT 2 - MODERATE 3 - SEVERE P - PRESENT

STUDY DAYS: 0 THROUGH 90

| ANIMAL | SEX | GROUP | CATEGORY | STUDY DAY | TIME | GRADE | OBSERVATIONS |
|---|---|---|---|---|---|---|---|
| 10524 | F | 50 MG/KG/DAY | SPECIAL II | 63 | 15:52 | P | WATER BOTTLE ADDED-BODY WEIGHT LOSS |

GRADE CODE: 1 - SLIGHT 2 - MODERATE 3 - SEVERE P - PRESENT

# APPENDIX G

Scoring Criteria for Dermal Reactions

# APPENDIX A

## SCORING CRITERIA FOR DERMAL REACTIONS

### Evaluation of Dermal Reactions*

| Value | Erythema and Eschar Formation | Computer Designation |
|---|---|---|
| 0 | No erythema | No erythema |
| 1 | Very slight erythema (barely perceptible, edges of area not well defined) | Very slight erythema |
| 2 | Slight erythema (pale red in color and edges definable) | Slight erythema |
| 3 | Moderate to severe erythema (definite red in color and area well defined) | Moderate erythema |
| 4 | Severe erythema (beet or crimson red) to slight eschar formation (injuries in depth) | Severe erythema |

| | Edema Formation | Computer Designation |
|---|---|---|
| 0 | No edema | No edema |
| 1 | Very slight edema (barely perceptible, edges of area not well defined) | Very slight edema |
| 2 | Slight edema (edges of area well defined by definite raising) | Slight edema |
| 3 | Moderate edema (raised approximately 1 mm) | Moderate edema |
| 4 | Severe edema (raised more than 1 mm and extending beyond area of exposure) | Severe edema |

*Draize, J. H., 1965. The Appraisal of the Safety of Chemicals in Foods, Drugs and Cosmetics. Dermal Toxicity, pp. 46-59. Assoc. of Food and Drug Officials of the U.S., Topeka, Kansas.

# APPENDIX H

Clinical Pathology Methods, Procedures, and References

## CLINICAL PATHOLOGY METHODS, PROCEDURES AND REFERENCES

### Serum Chemistry - Hitachi 912

Albumin - Bromcresol Green (BCG) Method, Modification of the Doumas reaction. Default unit: g/dL. Hitachi 912. Roche Reagent.

A/G Ratio - Calculated from Albumin and Globulin Results.

Alkaline Phosphatase - based on the International Federation of Clinical Chemistry (IFCC) Method (Tietz *et al.* J Clin Chem Clin Biochem 1983; 21:731-748). Default unit: U/L. Hitachi 912. Roche Reagent.

Alanine Aminotransferase - Modification of the International Federation of Clinical Chemistry (IFCC) recommended method. Default unit: U/L. Hitachi 912. Roche Reagent.

Aspartate Aminotransferase - Kinetic method based on the International Federation of Clinical Chemistry (IFCC) recommendations. Default unit: U/L. Hitachi 912. Roche Reagent.

Bilirubin (Total) - Diazo method developed by Wahlefeld *et al*. Scand J Clin Lab Invest 1972; 29: Supplement 126. Default unit: mg/dL. Hitachi 912. Roche Reagent.

Blood Urea Nitrogen (BUN) - A urease-triggered methodology based upon the method of Talke and Schubert Klin Wschr, 1965; 43:174. Default unit: mg/dL. Hitachi 912. Roche Reagent.

Calcium – Calcium reacts with o-cresolphthalein complexone in the presence of 8-hydroxyquinoline to form a purple chromophore. Default unit: mg/dL. Hitachi 912. Roche Reagent.

Chloride - An ion-selective electrode that measures the electrical potential of the ions present in solution. Default unit: mEq/L. Hitachi 912 Application. Roche Reagent, catalog numbers 450043,450042, and 450041.

Cholesterol - Enzymatic reaction as described by Trinder. Ann Clin Biochem 1974; 12:266. Default unit: mg/dL. Hitachi 912 Application Code 722. Roche Reagent, catalog number 450061.

Creatinine - Modified Jaffe reaction based on the work of Popper *et al.* Biochem Z 1937; 291:354, and Seelig and Wust. Aerztl Labor 1969; 15:34. Default unit: mg/dL. Hitachi 912 Application Code 727. Roche Reagent, catalog number 450019.

Gamma-Glutamyltransferase (GGT) - Method based on the studies of Persijn and Van der Slik, J Clin Chem Clin Biochem, 1976; 14:421-427. Default unit: U/L. Hitachi 912. Roche Reagent.

Globulin - Calculation obtained by subtracting Albumin from Total Protein. Default unit: g/dL.

Glucose - Glucose hexokinase method based on the work of Schmidt, Peterson and Young. Klin Wschr 1961; 39:1244. Methods of Enzymatic Analysis, 2nd Eng ed. New York, Academic Press, 1974; 1196. Anal Biochemistry 1958; 23:301. Default unit: mg/dL. Hitachi 912. Roche Reagent.

Phosphorus - Method involves the formation of ammonium phosphomolybdate. Default unit: mg/dL. Hitachi 912. Roche Reagent.

Potassium - An ion-selective electrode that measures the electrical potential of the ions present in solution. Default unit: mEq/L. Hitachi 912. Roche Reagent.

Sodium - An ion-selective electrode that measures the electrical potential of the ions present in solution. Default unit: mEq/L. Hitachi 912. Roche Reagent.

Sorbitol Dehydrogenase (SDH) - An ultraviolet, kinetic method utilizing the following principal: Fructose + NADH $\xleftarrow{\text{SDH}}$ Sorbitol + NAD. Default unit: U/L. Diagnostic Chemicals Limited. Hitachi 912.

Total Protein - Endpoint biuret method that utilizes a sample blank. Default unit: g/dL. Hitachi 912. Roche Reagent.

Triglycerides - Method that utilizes lipase from a microorganism to promote rapid and complete hydrolysis of triglycerides to glycerol. Default unit: mg/dL. Hitachi 912. Roche Reagent.

**Hematology - Manual Methods**

White Cell Differential - Manual method of counting 100 white cells stained with Wright Giemsa and entered on-line into the data files.

Reticulocyte Count - Manual method of counting the reticulocytes present in 1000 red blood cells stained with New Methylene Blue and entered on-line into the data files.

Red Blood Cell Morphology - Manual method of evaluating red blood cells on a Wright Giemsa-stained slide and entered on-line into the data files.

Platelet Estimate- Manual method of evaluating platelets on a Wright Giemsa-stained slide. Platelet estimation is evaluated and entered on-line into the data files as decreased, adequate or increased. Platelet clumps present on the slide will be reported as part of the RBC morphology.

**AMAX Destiny Amelung Coagulation**

Mechanical (Ball Method) Measurement – Mechanical measurement methods depend on the physical formation of fibrin strands that attach to a moving mechanical device that either completes or opens an electrical circuit. The elapsed time from the addition of the starting reagent, up to the beginning of fibrin formation is measured.

Prothrombin Time - (PT)/(PTMT)- The coagulation cascade is activated by incubating plasma with the optimal amount of thromboplastin and calcium; the clotting time is then measured. Default unit: sec. Dade® Thromboplastin C Plus* Reagent, catalog number B4216-2.

Activated Partial Thromboplastin Time - (APTT)/(PTTMT) – Factors of the intrinsic coagulation system are activated by incubating the plasma with the optimal amount of phospholipids and a surface activator. The addition of calcium ions triggers the coagulation process, and the clotting time is then measured. Default unit: sec. Dade® Actin® Activated Cephaloplastin Reagent, catalog number B4218-2.

**Hematology-Bayer Advia® 120-Siemens Healthcare Diagnostics/(Formerly: Bayer Advia®120)**

WBC Count - The whole blood sample is mixed with ADVIA® 120 BASO reagent that contains acid and surfactant. The red cells are hemolyzed, and the white blood cells are then analyzed using two angle laser light scatter signals. Default unit: x $10^3$ cells/µL

RBC / Platelet Count - Both red blood cells and platelets are analyzed by a single optical cytometer after appropriate dilution of the blood sample with ADVIA® 120 RBC/PLT reagent. The red blood cells are isovolumetrically sphered and lightly fixed with glutaraldehyde to preserve the spherical shape. Red cells and platelets are counted from the signals from a common detector with 2 different gain settings. Default unit RBC: x $10^6$cells/µL. Default unit PLT: x $10^3$ cells/µL

HGB - Hemoglobin: The hemoglobin method is a modification of the manual cyanmethemoglobin method developed by the International Committee for standardization in Hematology (ICSH). Default unit: g/dL.

HCT – Hematocrit: The percentage of blood volume that is occupied by red blood cells. Also referred to as the packed red cell volume. On the ADVIA® 120 Hematology System this parameter is derived from the measured red cell volume (MCV) and the red cell count (RBC). Default unit: %.

MCH - Mean Corpuscular Hemoglobin: the average weight of hemoglobin in the red blood cells, calculated from the RBC and Hgb measurements. Default unit: pg.

MCHC - Mean Corpuscular Hemoglobin Concentration: the average concentration of hemoglobin in the red blood cells. This parameter is computed from the measured hemoglobin and the computed hematocrit. Default unit: g/dL.

MCV - Mean Corpuscular Volume: the average volume of the red blood cells. Default unit: fL

HDW - Hemoglobin Concentration Distribution Width: this parameter is derived from direct flow cytometric measurements of red cell hemoglobin concentration, and is increased in conditions of red cell anisochromasia. Default unit: g/dL.

RDW - Red Cell Distribution Width: the CV of the RBC volume histogram, calculated from the RBC volume SD and the MCV. Default unit: %.

White blood cell differential - The ADVIA® 120 Hematology System White Blood Cell Differential (WBC DIFF) methods, consists of both the Peroxidase method and the Basophil/Lobularity method. The ADVIA® 120 Hematology System performs a six-part differential that consists of basophils, eosinophils, large unstained cells, lymphocytes, monocytes, and neutrophils. The white blood cell differential count is reported in percent and the actual number of each type of cell per microliter of blood.

Reticulocyte - This method uses a nucleic acid dye (oxazine 750) to stain cellular RNA. The ADVIA® 120 autoRETIC reagent isovolumetrically spheres the erythroid cells and stains cellular RNA. Low-angle laser light scatter, high-angle laser light scatter, and absorption characteristics of all cells are counted and measured. The absorption data are used to classify each cell as a reticulocyte or mature red blood cell based on its RNA content. The reticulocyte is reported in percent and actual number x $10^9$cells/Liter = thous/µl.

**References:**

AMAX Destiny Operation Manual. Trinity Biotech Plc.

Dade® Thromboplastin C Plus* Reagent (PT) – Dade Behring. Package Insert (B4216 G1). 11/05 edition.

Dade® Actin® Activated Cephaloplastin Reagent (APTT) – Dade Behring. Package Insert (B4218 G1).

ADVIA® 120 Hematology System Operator's Guide: Copyright© 1997, 1998. Siemens Healthcare Diagnostics/(Formerly: Bayer Corporation Diagnostics Division).

**FINAL REPORT**

| | |
|---|---|
| Contents: | Volume 2 of 4<br>Appendices I - K |
| Study Title: | A 90-Day Repeat-Dose Dermal Toxicity Study Utilizing Clarified Oils, Catalytic Cracked in Sprague Dawley Rats |
| Laboratory Project ID: | WIL-402023 |
| Author: | Angela S. Burke, PhD, DABT |
| Test Guideline: | OPPTS Guideline 870.3250<br>40 CFR 798.2250<br>OECD Guideline 411 |
| Study Completion Date: | 3 August 2012 |
| Performing Laboratory: | WIL Research Laboratories, LLC<br>1407 George Road<br>Ashland, OH 44805-8946 |
| Sponsor: | American Petroleum Institute<br>1220 L Street, NW<br>Washington, DC 20005 |
| Total Number of Pages: | 1326 |

# APPENDIX I

Pathology Report (WIL Research Laboratories, LLC)

# A 90-Day Repeat-Dose Dermal Toxicity Study Utilizing Clarified Oils, Catalytic Cracked in Sprague Dawley Rats

Pathology Report

Pathology Department

WIL Research Laboratories, LLC

# TABLE OF CONTENTS

Page

**Table of Contents** ..... **2**
**1. Introduction** ..... **3**
**2. Study Design** ..... **3**
**3. Methods** ..... **4**
3.1. Clinical Pathology ..... 4
3.1.1. Hematology and Coagulation ..... 5
3.1.2. Serum Chemistry ..... 5
3.2. Anatomic Pathology ..... 6
3.2.1. Macroscopic Examination ..... 6
3.2.2. Organ Weights ..... 8
3.2.3. Microscopic Examination ..... 8
3.3. Data Interpretation ..... 9
**4. Results** ..... **11**
4.1. Survival ..... 11
4.2. Clinical Pathology ..... 11
4.2.1. Hematology and Coagulation ..... 11
4.2.2. Serum Chemistry ..... 13
4.3. Gross Observations ..... 14
4.4. Organ Weights ..... 15
4.5. Histologic Changes ..... 16
**5. Discussion** ..... **22**
**6. Conclusions** ..... **24**
**7. Report Submission** ..... **25**

## 1. INTRODUCTION

The objectives of this study were to 1) evaluate the toxicity potential of repeated dermal exposure of Clarified Oils, Catalytic Cracked for 90 days and determine the effects on male and female rats, and 2) verify/expand the existing data pertaining to polycyclic aromatic compounds (PAC) and the prediction of toxicity following exposure to high-boiling substances based on their PAC content. This pathology report addresses the anatomical and clinical pathology endpoints of the study.

## 2. STUDY DESIGN

Male and female Crl:CD(SD) rats, approximately 7-8 weeks of age at the initiation of dosing, were administered vehicle or test substance formulations dermally once daily, 5 days a week for a minimum 90-day treatment period (last dose to occur the day prior to the scheduled necropsy) as indicated in the following table. All rats were collared for the each 5 day dosing period, and were gently wiped with a paper towel to remove unabsorbed test substance at the end of the dosing day. Additionally, at the end of the 6 hour exposure period on day 5, the residual test substance was removed by washing each animal with a warm 1% mild soap solution, followed by a deionized water rinse, then patted dry with a clean paper towel. The dose volume was 1.5 mL/kg for all dosed groups. The Group 1 sham control animals were subject to the same procedures (*i.e.* shaving, collaring, sham dosing with glass rod, and removal of residual test substance) as animals in Groups 2-5. However, no vehicle or test substance was applied to the sham control animals.

| Group Number | Treatment | Dose Level (mg/kg/day) | Number of Animals Males | Females |
|---|---|---|---|---|
| 1 | Sham Control | NA | 10 | 10 |
| 2 | Vehicle[a] | 0 | 10 | 10 |
| 3 | Clarified oils, catalytic cracked | 5 | 10 | 10 |
| 4 | Clarified oils, catalytic cracked | 25 | 10 | 10 |
| 5 | Clarified oils, catalytic cracked | 50 | 10 | 10 |

[a] - The vehicle was acetone, min. 99.0%.

# 3. METHODS

## 3.1. CLINICAL PATHOLOGY

Hematology, coagulation, and serum chemistry parameters were evaluated on all surviving animals on the day of the scheduled necropsy. Animals were fasted overnight prior to blood collection. Blood samples were collected at necropsy from the vena cava of animals euthanized by isoflurane. Anticoagulants were potassium EDTA for the hematology parameters and sodium citrate for the coagulation parameters. Anticoagulants were not used for serum chemistry samples.

The following parameters were evaluated.

### 3.1.1. HEMATOLOGY AND COAGULATION

Total leukocyte count (WBC)
Erythrocyte count (RBC)
Hemoglobin (HGB)
Hematocrit (HCT)
Mean corpuscular volume (MCV)
Mean corpuscular hemoglobin (MCH)
Mean corpuscular hemoglobin concentration (MCHC)
Platelet count (Platelet)
Prothrombin time (PT)
Activated partial thromboplastin time (APTT)
Reticulocyte count
- Percent (Retic)
- Absolute (Retic Absolute)

Red cell distribution width (RDW)
Hemoglobin distribution width (HDW)
Differential leukocyte count - Percent and absolute
- -Neutrophil (NEU)
- -Lymphocyte (LYMPH)
- -Monocyte (MONO)
- -Eosinophil (EOS)
- -Basophil (BASO)
- -Large unstained cell (LUC)

Platelet estimate [a]
Red cell morphology (RBC Morphology) [a]

( ) - Designates abbreviations used in data tables
[a] - Presented on individual tables if a manual differential was performed, and the manual data were accepted and reported instead of the automated differential data

### 3.1.2. SERUM CHEMISTRY

Albumin
Total protein
Globulin [by calculation]
Albumin/globulin ratio (A/G Ratio) [by calculation]
Total bilirubin (Total Bili)
Urea nitrogen
Creatinine
Alkaline phosphatase (ALP)
Alanine aminotransferase (ALT)
Aspartate aminotransferase (AST)

Gamma glutamyltransferase (GGT)
Glucose
Total cholesterol (Cholesterol)
Calcium
Chloride
Phosphorus
Potassium
Sodium
Triglycerides (Triglyceride)
Sorbitol dehydrogenase (SDH)

( ) - Designates abbreviation used in data tables

## 3.2. ANATOMIC PATHOLOGY

### 3.2.1. MACROSCOPIC EXAMINATION

Complete *postmortem* examinations were performed on all animals found dead, euthanized *in extremis* or at the scheduled necropsy. Animals *in extremis* were euthanized by carbon dioxide inhalation. Animals surviving to the scheduled necropsy were euthanized via isoflurane following the clinical pathology blood collection by necropsy personnel. At the time of necropsy, the following tissues and organs were collected and placed in 10% neutral-buffered formalin fixative unless otherwise noted:

Adrenals (2)
Aorta
Bone with marrow
  Femur with joint
  Sternum
Bone marrow smear (from sternum) [a]
Brain
  Cerebrum (2 levels)
  Cerebellum with pons/medulla
Cervix
Epididymides (2) [b]
Exorbital lacrimal glands (2)
Eyes with optic nerves (2) [c]
Gastrointestinal tract
  Esophagus
  Stomach
  Duodenum
  Jejunum
  Ileum
  Cecum
  Colon
  Rectum
Heart
Kidneys (2)
Liver (sections of 2 lobes)
Lungs (including bronchi, fixed by inflation with fixative)
Lymph nodes
  Axillary (2)
  Mandibular (2)
  Mesenteric
Ovaries (2) with oviducts [d]
Pancreas
Peripheral nerve (sciatic)
Pituitary
Prostate
Salivary glands [mandibular (2)]
Seminal vesicles (2)
Skeletal muscle (rectus femoris)
Skin
  Sham, Vehicle and Treated (3 sections)
  Untreated (posterior to treated skin)
Skin with mammary gland [e]
Spinal cord (cervical, thoracic, lumbar)
Spleen
Testes (2) [b]
Thymus
Thyroid with parathyroids (2) [d]
Trachea
Urinary bladder
Uterus
Vagina
Gross lesions (when possible)

[a] - Bone marrow smears were not placed in formalin.
[b] - Fixed in Bouin's solution
[c] - Fixed in Davidson's solution
[d] - Oviducts and parathyroids were examined microscopically when in the plane of section and in all cases where a gross lesion was present.
[e] - For females; a corresponding section of skin was taken from the same anatomical area for males.

### 3.2.2. ORGAN WEIGHTS

The following organs were weighed from all animals at the scheduled necropsy:

| | |
|---|---|
| Adrenals | Pituitary gland |
| Brain | Prostate |
| Epididymides | Spleen |
| Heart | Testes |
| Kidneys | Thymus |
| Liver | Thyroid with parathyroids* |
| Ovaries with oviducts | Uterus |

Paired organs were weighed together. Designated (*) organs were weighed after fixation. Organ to final body weight and organ to brain weight ratios were calculated.

### 3.2.3. MICROSCOPIC EXAMINATION

Microscopic examination of routinely prepared hematoxylin-eosin stained paraffin sections was performed on all tissues collected at necropsy from all animals euthanized *in extremis*, found dead, or surviving to the scheduled necropsy. Gross lesions were examined from all animals and correlated to microscopic findings if possible. Stained histologic sections were examined by light microscopy and observations were entered in the WIL Toxicology Data Management System (WTDMS™) by the pathologist. An attempt was made to determine a cause-of-death/debility for all animals that died or were euthanized prior to the scheduled study termination. Histologic sections were of adequate size and quality for detailed evaluation, and the number of tissues examined from each treatment group was sufficient to allow detection of test substance-related histologic alterations.

Severity grades were assigned to non-neoplastic histopathologic diagnoses in compliance with the following general guidelines, as presented in the following table. Severity grades were assigned based on the severity of alterations in the examined histologic sections and may not reflect the overall severity of the pathologic process in the entire

tissue, organ, or animal. The WTDMS™ histopathology tables contain all of the recorded data and serve as the basis for this narrative report.

| | |
|---|---|
| Unremarkable | Tissue considered to be within normal limits, under the conditions of the study and considering the age, sex, and strain of the animal concerned. |
| Present | A non-gradable histologic change for which no additional information would be gained by assigning a severity score (*e.g.* cyst). |
| Grade 1 (Minimal) | A histologic change that barely exceeds that which is considered to be within normal limits. This change is unlikely to produce any functional impairment. |
| Grade 2 (Mild) | A histologic change that is easily identified but of limited severity. This change probably does not produce any functional impairment. |
| Grade 3 (Moderate) | A histologic change that is a prominent feature of the tissue but not of maximal severity. Limited tissue or organ dysfunction is possible. |
| Grade 4 (Severe) | A histologic change that is an overwhelming feature of the tissue and that may cause significant tissue or organ dysfunction. |

## 3.3. DATA INTERPRETATION

In the discussion of clinical pathology parameters, values derived from the control group animals at all time points evaluated were considered as concurrent control values for purposes of constructing a 'normal' range for the present study. In addition, historical control values for this laboratory were consulted to refine data interpretation. Unless otherwise stated in this report, the 'normal' historical control range was represented by values within the WIL Research historical control reference range (the central 95% values).

In the discussion of organ weights, the indication of higher or lower mean organ weights refers to a statistically significant ($p<0.05$ or $p<0.01$ using Dunnett's test) difference between test substance-treated versus control group animals in the present study. In addition, historical control values for this laboratory were consulted to refine data

interpretation. The WIL Research historical control databases for male and female Crl:CD(SD) rats 19-21 weeks of age (version 3.1) were used as historical reference data.

# 4. RESULTS

## 4.1. SURVIVAL

A total of 9 animals, including 5 males from the 50 mg/kg/day group, 1 female from the 25 mg/kg/day group, and 3 females from the 50 mg/kg/day group, died or were euthanized *in extremis* due to a combination of test substance-related lesions including bone marrow depletion, thrombosis in the heart, and/or acute renal tubular necrosis, or centrilobular hepatocellular atrophy. All 9 animals had bone marrow depletion and centrilobular hepatocellular atrophy. Five animals had thrombosis in the heart and renal tubular necrosis.

There was no specific pattern of the unscheduled deaths. Two of the 50 mg/kg/day group males (nos. 10448 and 10451) were found dead at study days 75 and 52. Three of the 50 mg/kg/day group males (nos. 10427, 10433, and 10452) were euthanized *in extremis* at study days 77, 67, and 52, respectively. One of the 25 mg/kg/day group females (no. 10507) was euthanized *in extremis* at study day 59. Three of the 50 mg/kg/day group females (nos. 10510, 10523, and 10524) were euthanized *in extremis* at study days 86, 57, and 70, respectively. All other animals survived to the scheduled necropsy.

## 4.2. CLINICAL PATHOLOGY

For the presentation of clinical pathology results in this report, the terms “higher” or “lower” refer to comparisons between test substance-treated groups versus the concurrent control group.

### 4.2.1. HEMATOLOGY AND COAGULATION

Test substance-related hematology alterations included lower absolute red blood cell counts, hemoglobin, hematocrit, absolute and relative eosinophil counts, and platelet counts, and higher absolute and relative reticulocyte counts, hemoglobin distribution width (HDW), and red blood cell distribution width (RDW) in all test substance-treated groups. Lower mean corpuscular volume (MCV) and mean corpuscular hemoglobin (MCH) were noted at 25 and/or 50 mg/kg/day group females.

Lower mean red blood cell counts, lower mean hematocrit, lower mean hemoglobin, lower mean platelet counts, higher mean absolute and relative reticulocyte counts, higher RDW, and higher HDW were noted in all test substance-treated male and female groups. The changes were considered to be test substance-related because the changes had a dose-response in the 5, 25, and 50 mg/kg/day group males and females, and were statistically significant for the 25 and 50 mg/kg/day group males and females when compared with the vehicle control group with the exception of higher mean absolute and relative reticulocyte counts in the 25 mg/kg/day group females.

A lower MCH value was noted in the 50 mg/kg/day group females and lower MCV was noted in the 25 and 50 mg/kg/day group females; these changes were statistically significant compared to the vehicle control group. The relationship of these changes to administration of the test substance was uncertain because all individual animal values were within the historical control data reference range. However, the changes were possibly test substance-related given the presence of other test substance-related changes in erythrocyte parameters.

Lower mean absolute eosinophil counts were noted in all test substance-treated groups. The change had a dose-response and was statistically significant in all test substance-treated groups when compared with the vehicle control group.

Lower mean absolute basophil counts were noted in the 25 and 50 mg/kg/day group males; this difference was statistically significant when compared to the vehicle control group. The relationship of the change to administration of the test substance was uncertain because all individual animal values were within the historical control data reference range. However, the change was considered to be possibly test substance-related given the presence of other test substance-related hematology and bone marrow changes.

There were no other test substance-related effects on hematology or coagulation parameters. However, some statistically significant differences were observed when the vehicle control and test substance-treated groups were compared.

Lower mean activated partial thromboplastin times (APTT) were noted in the 50 mg/kg/day group males and females. This change was not considered to be test substance-related because it was in a direction of no known toxicological importance.

Lower mean total white blood cell counts in the 5, 25, and 50 mg/kg/day group males and females and lower mean absolute lymphocyte counts in the 5, 25 and 50 mg/kg/day group males were not considered to be test substance-related because of lack of a dose-related response.

### 4.2.2. SERUM CHEMISTRY

Test substance-related serum chemistry alterations were noted as higher mean urea nitrogen levels in all test substance-treated groups, higher mean cholesterol levels in the 25 and 50 mg/kg/day group males and females, higher mean gamma glutamyltransferase (GGT) level in the 50 mg/kg/day group males, and lower mean triglycerides levels in the 25 and 50 mg/kg/day group males and/or females.

Higher mean urea nitrogen levels were noted in all test substance-treated groups; the difference was statistically significant compared to the vehicle control group for the 50 mg/kg/day group males. The serum creatinine levels were within normal limits and the mildly higher urea nitrogen levels were considered to indicate prerenal azotemia (dehydration).

A higher mean GGT level was noted in the 50 mg/kg/day group males.

Higher mean cholesterol levels were noted in the 25 and 50 mg/kg/day groups. The differences were statistically significant compared to the vehicle control group for the 50 mg/kg/day group males and 25 and 50 mg/kg/day group females. Lower mean triglycerides levels were noted in the 25 and 50 mg/kg/day group females. The

difference was statistically significant compared to the vehicle control group for the 50 mg/kg/day group females.

One male (no. 10439) in the 50 mg/kg/day group had high alanine aminotransferase (ALT), aspartate aminotransferase (AST), gamma glutamyltransferase (GGT), sorbitol dehydrogenase (SDH), total bilirubin, and triglycerides levels. These findings were consistent with liver injury. Centrilobular hepatocellular necrosis and atrophy were confirmed in this animal by histopathological examination.

There were no other test substance-related effects on serum chemistry parameters. However, some statistically significant differences were observed when the control and test substance-treated groups were compared. Higher mean ALP and lower ALT levels in the 5 and/or 50 mg/kg/day group females were not considered to be test substance-related because of lack of a dose response, correlating histologic changes, and/or were a change in a direction of no known toxicologic significance.

## 4.3. GROSS OBSERVATIONS

Test substance-related small thymus was noted in 5 males and 3 females in the 50 mg/kg/day group and 1 male in the 25 mg/kg/day. Lymphoid depletion was noted as a correlated histologic lesion.

Test substance-related roughened surface of the liver was noted in 2 males and 1 female in the 50 mg/kg/day group. This gross observation was correlated with centrilobular hepatocellular atrophy on histologic examination.

Descriptions of test substance-related histologic alterations are discussed in Section 4.5. (Histologic Changes).

## 4.4. ORGAN WEIGHTS

Test substance-related lower final body weight, lower thymus weight, and higher liver weight were noted in the 25 and 50 mg/kg/day group males and females.

Lower mean final body weight was noted in the 5, 25, and 50 mg/kg/day group males and 25 and 50 mg/kg/day group females. The change was statistically significant compared to the vehicle control group for the 50 mg/kg/day group males and the 25 and 50 mg/kg/day group females. The change in the 50 mg/kg/day groups was considered to be related to lower food consumption.

Lower mean absolute and relative (to brain and body weight) thymus weights were noted in the 25 and 50 mg/kg/day group males and females, and the differences were statistically significant compared to the vehicle control group.

Higher mean absolute and relative (to brain and body weight) liver weights were noted in the 25 and 50 mg/kg/day group males and females and the differences were statistically significant compared to the vehicle control group.

Higher mean absolute and relative (to brain and body weight) spleen weights were noted in the test substance-treated females. The difference in spleen weight relative to final body weight was significant for the 25 and 50 mg/kg/day group females when compared to the vehicle control group. The relationship to administration of the test substance was uncertain because there were no correlating histologic changes or and a consistent change in males was not noted.

There were no other test substance-related effects on organ weights. However, some statistically significant differences were observed when the vehicle control and test substance-treated groups were compared.

Lower absolute brain weight and absolute epididymis weight in the 50 mg/kg/day group males and lower mean absolute kidney weight in the 50 mg/kg/day group females were

not considered to be test substance-related because all individual values were within the historical control reference range, the change was of a magnitude that would be considered toxicologically unimportant, and/or there were no correlating histologic changes and/or a dose-related response.

Higher mean absolute and relative (to brain weight) thyroids and parathyroids weights were noted in the 25 and 50 mg/kg/day group females. However, these changes were not considered to be test substance-related because almost all individual values were within the historical control reference range, were of a magnitude that would be considered to be toxicologically unimportant, and lacked correlating histologic changes.

Some organ weight differences were statistically significant when compared to the vehicle control group but were considered to be a result of a test substance-related effect on final body weight. These included: lower mean absolute kidney weight and higher mean brain, testis, and thyroids and parathyroids weights relative to final body weight in the test substance-treated males.

## 4.5. HISTOLOGIC CHANGES

Test substance-related microscopic findings were noted in the bone marrow, liver, kidney, heart, spleen, lymph nodes, thymus, Peyer's patch, pituitary gland, adrenal cortex, exorbital lacrimal gland, testis, epididymis, ovary, and uterus of the 25 and/or 50 mg/kg/day groups (Text Table 1).

In the bone marrow, there was multifocal to coalescing, minimal to severe depletion of hematopoietic cells characterized by decreased cellularity in all erythrocyte, leukocyte, and megakaryocyte cell lines, and increased prominence of bone marrow stromal cells. The bone marrow depletion was often associated with histologic changes in the liver including mild to moderate centrilobular hepatocellular atrophy characterized by loss of centrilobular hepatocytes, lobular collapse, occasional necrosis of scattered individual hepatocytes, and minimal inflammation. These liver changes were consistent with

ischemic injury secondary to bone marrow depletion and anemia. One male (no. 10439) in the 50 mg/kg/day group had atrophy and evidence of active injury, with centrilobular hepatocellular necrosis characterized by small clusters of necrotic hepatocytes with hemorrhage. Vacuolation of hepatocytes in random areas was also noted in test substance-treated males and females.

Acute tubular necrosis, most predominantly in proximal renal tubules, was noted in the 50 mg/kg/day group males and females. This change was also consistent with ischemic damage secondary to bone marrow depletion and anemia. Increased amount of intracytoplasmic brown pigment was also observed in proximal renal tubules in test substance-treated males and females.

Two males and 3 females in the 25 or 50 mg/kg/day groups had thrombi in the right atrium or ventricle of the heart.

Lymphoid depletion was noted in the thymus, spleen, and/or mesenteric, axillary, and/or mandibular lymph nodes in the 25 and 50 mg/kg/day group males and females. This change was characterized by smaller lymphoid follicles of decreased prominence and scattered necrotic/apoptotic lymphocytes. Lymphoid depletion was also noted in the Peyer's patches in 2 of the 50 mg/kg/day group females.

Increased severity of vacuolation of pars distalis in pituitary gland was noted in the 25 and 50 mg/kg/day group males. The vacuolated cells were arranged in individual to small clusters in these animals, compared to the more individualized and scattered population of vacuolated cells in the pituitary gland of the vehicle control group animals.

Vacuolation of adrenal cortical cells was noted in the 25 and 50 mg/kg/day group females and males. Necrosis of adrenal cortical cells often associated with hemorrhage was noted in 1 male and 2 females in the 50 mg/kg/day groups.

Minimal to mild, diffuse bilateral atrophy of exorbital lacrimal glands was noted in 4 males and 2 females in the 50 mg/kg/day groups.

Test substance-related lesions were also noted in the male and female reproductive systems. Increased incidence of seminiferous tubular degeneration in the testis and hypospermia and luminal cellular debris in the epididymis was noted in the 50 mg/kg/day group males. Scattered individual to small numbers of seminiferous tubules contained degenerated spermatogonia, spermatocytes, and/or spermatids with mild disorganization of maturation. One male in the vehicle control group also had seminiferous tubular degeneration at similar severity compared to the test substance-treated group; however, the changes were diffuse and unilateral, unlike the test substance-treated males. Decreased corpora lutea, increased atretic follicles, and atrophy of the uterus with increased prominence of stromal cells were noted in the 50 mg/kg/day group females.

Higher incidence of sinus erythrocytosis was noted in the mesenteric lymph nodes in the 50 mg/kg/day group males.

No test substance-related changes were noted in the treated or untreated skin. Minimal to mild erosion or ulceration in the treated skin was noted in a few animals in the test substance-treated and control groups and this was considered due to minor mechanical trauma from experimental manipulation. Minimal focal epidermal hyperplasia were observed in a single 50 mg/kg/day group female and minimal focal mononuclear infiltrates were observed in 2 animals in the 50 mg/kg/day group males. These changes were considered to be background lesions rather than test substance-related lesions.

**Text Table 1. Incidence of Selected Histopathologic Findings, All Animals [a]**

| | Males | | | | | Females | | | | |
|---|---|---|---|---|---|---|---|---|---|---|
| **Dose (mg/kg/day):** | **NA** | **0** | **5** | **25** | **50** | **NA** | **0** | **5** | **25** | **50** |
| **Marrow, femur[b]** | **10** | **10** | **10** | **10** | **10** | **10** | **10** | **10** | **10** | **10** |
| Depletion | 0 | 0 | 0 | 0 | 6 | 0 | 0 | 0 | 0 | 3 |
| Minimal | - | - | - | - | 1 | - | - | - | - | 0 |
| Mild | - | - | - | - | 2 | - | - | - | - | 0 |
| Moderate | - | - | - | - | 3 | - | - | - | - | 2 |
| Severe | - | - | - | - | 0 | - | - | - | - | 1 |
| **Marrow, sternum[b]** | **10** | **10** | **10** | **10** | **10** | **10** | **10** | **10** | **10** | **10** |
| Depletion | 0 | 0 | 0 | 0 | 7 | 0 | 0 | 0 | 2 | 4 |
| Minimal | - | - | - | - | 4 | - | - | - | 2 | 1 |
| Mild | - | - | - | - | 2 | - | - | - | 0 | 2 |
| Moderate | - | - | - | - | 1 | - | - | - | 0 | 1 |
| **Liver[b]** | **10** | **10** | **10** | **10** | **10** | **10** | **10** | **10** | **10** | **10** |
| Atrophy, hepatocellular, centrilobular | 0 | 0 | 0 | 0 | 6 | 0 | 0 | 0 | 1 | 3 |
| Mild | - | - | - | - | 3 | - | - | - | 0 | 0 |
| Moderate | - | - | - | - | 3 | - | - | - | 1 | 3 |
| **Kidney[b]** | **10** | **10** | **10** | **10** | **10** | **10** | **10** | **10** | **10** | **10** |
| Necrosis, tubular | 0 | 0 | 0 | 0 | 3 | 0 | 0 | 0 | 0 | 2 |
| Minimal | - | - | - | - | 1 | - | - | - | - | 2 |
| Mild | - | - | - | - | 1 | - | - | - | - | 0 |
| Moderate | - | - | - | - | 1 | - | - | - | - | 0 |
| **Pituitary gland[b]** | **10** | **10** | **10** | **10** | **10** | **10** | **10** | **10** | **10** | **10** |
| Vacuolation, pars distalis | 8 | 8 | 7 | 8 | 9 | 0 | 0 | 1 | 0 | 0 |
| Minimal | 8 | 8 | 7 | 4 | 2 | - | - | 1 | - | - |
| Mild | 0 | 0 | 0 | 4 | 7 | - | - | 0 | - | - |
| **Adrenal cortex[b]** | **10** | **10** | **10** | **10** | **10** | **10** | **10** | **10** | **10** | **10** |
| Vacuolation, cytoplasmic | 0 | 0 | 0 | 2 | 4 | 1 | 0 | 0 | 1 | 3 |
| Minimal | - | - | - | 2 | 0 | 1 | - | - | 0 | 0 |
| Mild | - | - | - | 0 | 1 | 0 | - | - | 0 | 0 |
| Moderate | - | - | - | 0 | 3 | 0 | - | - | 1 | 3 |

[a] = A total of 9 test substance-related early deaths (found dead or euthanized *in extremis*) were noted including 5 males and 3 females from the 50 mg/kg/day group and 1 female from the 25 mg/kg/day group.
[b] = Number of tissues examined from each group.
NA = Not applicable

**Text Table 1 (continued). Incidence of Selected Histopathologic Findings, All Animals [a]**

| | Males | | | | | Females | | | | |
|---|---|---|---|---|---|---|---|---|---|---|
| **Dose (mg/kg/day):** | **NA** | **0** | **5** | **25** | **50** | **NA** | **0** | **5** | **25** | **50** |
| **Heart[b]** | **10** | **10** | **10** | **10** | **10** | **10** | **10** | **10** | **10** | **10** |
| Thrombosis, atrial | 0 | 0 | 0 | 0 | 1 | 0 | 0 | 0 | 1 | 2 |
| Mild | - | - | - | - | 1 | - | - | - | 1 | 2 |
| Thrombosis, right ventricle | 0 | 0 | 0 | 0 | 1 | 0 | 0 | 0 | 0 | 0 |
| Mild | - | - | - | - | 1 | - | - | - | - | - |
| **Thymus[b]** | **10** | **10** | **10** | **10** | **10** | **10** | **10** | **10** | **10** | **10** |
| Depletion, lymphoid | 0 | 0 | 0 | 1 | 8 | 0 | 0 | 0 | 3 | 8 |
| Minimal | - | - | - | 1 | 1 | - | - | - | 2 | 2 |
| Mild | - | - | - | 0 | 3 | - | - | - | 1 | 3 |
| Moderate | - | - | - | 0 | 4 | - | - | - | 0 | 3 |
| **Testes[b]** | **10** | **10** | **10** | **10** | **10** | **0** | **0** | **0** | **0** | **0** |
| Degeneration, seminiferous tubules | 1 | 1 | 0 | 0 | 3 | - | - | - | - | - |
| Minimal | 1 | 0 | - | - | 1 | - | - | - | - | - |
| Mild | 0 | 1 | - | - | 2 | - | - | - | - | - |
| **Epididymis[b]** | **10** | **10** | **10** | **10** | **10** | **0** | **0** | **0** | **0** | **0** |
| Hypospermia | 0 | 1 | 0 | 0 | 3 | - | - | - | - | - |
| Minimal | - | 0 | - | - | 3 | - | - | - | - | - |
| Mild | - | 1 | - | - | 0 | - | - | - | - | - |
| **Ovaries[b]** | **0** | **0** | **0** | **0** | **0** | **10** | **10** | **10** | **9** | **10** |
| Atretic follicles, increased | - | - | - | - | - | 0 | 1 | 1 | 1 | 6 |
| Minimal | - | - | - | - | - | - | 1 | 1 | 1 | 3 |
| Mild | - | - | - | - | - | - | 0 | 0 | 0 | 3 |
| Decreased corpora lutea | - | - | - | - | - | 0 | 1 | 0 | 3 | 6 |
| Minimal | - | - | - | - | - | - | 1 | - | 2 | 2 |
| Mild | - | - | - | - | - | - | 0 | - | 1 | 4 |

[a] = A total of 9 test substance-related early deaths (found dead or euthanized *in extremis*) were noted including 5 males and 3 females from the 50 mg/kg/day group and 1 female from the 25 mg/kg/day group.
[b] = Number of tissues examined from each group.
NA = Not applicable

**Text Table 1 (continued). Incidence of Selected Histopathologic Findings, All Animals [a]**

| | Males | | | | | Females | | | | |
|---|---|---|---|---|---|---|---|---|---|---|
| **Dose (mg/kg/day):** | **NA** | **0** | **5** | **25** | **50** | **NA** | **0** | **5** | **25** | **50** |
| **Uterus[b]** | **0** | **0** | **0** | **0** | **0** | **10** | **10** | **10** | **10** | **10** |
| Atrophy | - | - | - | - | - | 0 | 0 | 0 | 3 | 3 |
| Minimal | - | - | - | - | - | - | - | - | 2 | 1 |
| Mild | - | - | - | - | - | - | - | - | 0 | 2 |
| Moderate | - | - | - | - | - | - | - | - | 1 | 0 |
| **Spleen[b]** | **10** | **10** | **10** | **10** | **10** | **10** | **10** | **10** | **10** | **10** |
| Depletion, lymphoid | 0 | 0 | 0 | 0 | 4 | 0 | 0 | 0 | 1 | 3 |
| Minimal | - | - | - | - | 0 | - | - | - | 1 | 0 |
| Mild | - | - | - | - | 4 | - | - | - | 0 | 2 |
| Moderate | - | - | - | - | 0 | - | - | - | 0 | 1 |
| **Lymph node, mesenteric[b]** | **10** | **10** | **10** | **10** | **10** | **10** | **10** | **10** | **10** | **10** |
| Depletion, lymphoid | 0 | 0 | 0 | 0 | 4 | 0 | 0 | 0 | 0 | 4 |
| Minimal | - | - | - | - | 1 | - | - | - | - | 1 |
| Mild | - | - | - | - | 1 | - | - | - | - | 1 |
| Moderate | - | - | - | - | 2 | - | - | - | - | 2 |
| Erythrocytosis, sinus | 1 | 0 | 0 | 3 | 7 | 1 | 3 | 2 | 4 | 3 |
| Minimal | 1 | - | - | 3 | 7 | 1 | 3 | 2 | 4 | 3 |
| **Lymph node, axillary[b]** | **10** | **10** | **10** | **10** | **10** | **10** | **10** | **10** | **10** | **9** |
| Depletion, lymphoid | 0 | 0 | 0 | 0 | 3 | 0 | 0 | 0 | 0 | 0 |
| Minimal | - | - | - | - | 1 | - | - | - | - | - |
| Mild | - | - | - | - | 1 | - | - | - | - | - |
| Moderate | - | - | - | - | 1 | - | - | - | - | - |
| **Lymph node, mandibular[b]** | **10** | **10** | **10** | **10** | **10** | **10** | **10** | **10** | **10** | **10** |
| Depletion, lymphoid | 0 | 0 | 0 | 0 | 4 | 0 | 0 | 0 | 0 | 1 |
| Minimal | - | - | - | - | 2 | - | - | - | - | 0 |
| Mild | - | - | - | - | 1 | - | - | - | - | 1 |
| Moderate | - | - | - | - | 1 | - | - | - | - | 0 |

[a] = A total of 9 test substance-related early deaths (found dead or euthanized *in extremis*) were noted including 5 males and 3 females from the 50 mg/kg/day group and 1 female from the 25 mg/kg/day group.
[b] = Number of tissues examined from each group.
NA = Not applicable

**Text Table 1 (continued). Incidence of Selected Histopathologic Findings, All Animals [a]**

| | Males | | | | | Females | | | | |
|---|---|---|---|---|---|---|---|---|---|---|
| **Dose (mg/kg/day):** | **NA** | **0** | **5** | **25** | **50** | **NA** | **0** | **5** | **25** | **50** |
| **Payer's patch[b]** | **0** | **0** | **0** | **0** | **0** | **0** | **0** | **0** | **0** | **2** |
| Depletion, lymphoid | - | - | - | - | - | - | - | - | - | 2 |
| Minimal | - | - | - | - | - | - | - | - | - | 1 |
| Mild | - | - | - | - | - | - | - | - | - | 1 |
| **Lacrimal gland, exorbital[b]** | **10** | **10** | **10** | **10** | **10** | **10** | **10** | **10** | **10** | **10** |
| Atrophy, acinar | 0 | 0 | 0 | 0 | 4 | 0 | 0 | 0 | 0 | 2 |
| Minimal | - | - | - | - | 1 | - | - | - | - | 2 |
| Mild | - | - | - | - | 3 | - | - | - | - | 0 |

[a] = A total of 9 test substance-related early deaths (found dead or euthanized *in extremis*) were noted including 5 males and 3 females from the 50 mg/kg/day group and 1 female from the 25 mg/kg/day group.
[b] = Number of tissues examined from each group.
NA = Not applicable

There were no other test substance-related histologic changes. Remaining histologic changes were considered to be incidental findings or related to some aspect of experimental manipulation other than administration of the test substance. Multifocal vascular necrosis and multifocal minimal hepatocellular necrosis were noted in a single male from the control and 25 mg/kg/day groups, respectively. In addition, focal mild hepatocellular necrosis was noted in a single female in the 25 mg/kg/day group. These changes were not considered to be test substance-related due to lack of a dose response.

## 5. DISCUSSION

Bone marrow depletion affecting all 3 cell lines was noted in the 50 mg/kg/day group males and 25 and 50 mg/kg/day group females. This was associated with lower platelet counts and anemia including lower red blood cell counts, hematocrit, and hemoglobin values. Moderate to severe bone marrow depletion was considered to be the cause of ischemia resulting in centrilobular hepatocellular atrophy and acute renal tubular necrosis noted in animals found dead or euthanized *in extremis* in which hematological evaluation was not performed. Animals who survived to the scheduled necropsy showed anemia with erythrocyte regeneration, characterized by high reticulocyte counts and higher

reticulocyte distribution width. Test substance-related lower mean platelet counts were also noted, but there was no overt dose-response effect on absolute lymphocyte or neutrophil counts.

The roughened surface of the liver grossly observed in the 50 mg/kg/day was histologically consistent with centrilobular atrophy and loss of hepatocytes. Those changes were mainly noted in animals found dead or euthanized *in extremis* in which liver weight was not examined. Higher liver weight was noted in some animals in the 25 and 50 mg/kg/day groups who survived to the scheduled necropsy. No correlating lesion was identified by histological examination in these animals.

The thymus was grossly small, and this gross change was consistent with lower mean thymus weight and lymphoid depletion on histologic examination in the 25 and 50 mg/kg/day group males and females.

Cardiac thrombosis may have been triggered by anemia, leading to ischemic injury to endothelial cells and/or altered blood flow in the heart.

Small ovaries with increased atretic follicles and/or decreased numbers of corpora lutea and uterine atrophy were noted in the 25 and 50 mg/kg/day group females. The majority of animals with these lesions were found dead or euthanized *in extremis* and the ovary and uterus weight were not recorded.

Test substance-related mild vacuolation of the pars distalis in the pituitary gland and vacuolation in the adrenal cortex were noted. The changes in multiple endocrine tissues imply systemic hormonal alteration.

## 6. CONCLUSIONS

Administration of clarified oil, catalytic cracked, by dermal application once daily for approximately 6 hours, 5 days a week for at least 90 days at dosages of 5, 25, and 50 mg/kg/day to male and female Sprague Dawley rats resulted in early deaths/euthanasia in the 25 and 50 mg/kg/day groups and test substance-related changes in hematology, serum chemistry, organ weight, gross necropsy, and histopathology assessments. Bone marrow depletion with hematological evidence of anemia leading to ischemia resulted in centrilobular atrophy of the liver, acute renal tubular necrosis, and/or cardiac thrombosis in the 25 and/or 50 mg/kg/day group males and females. Administration of the test substance at 25 or 50 mg/kg/day was associated with lymphoid depletion in the spleen, thymus, Peyer's patches, and multiple lymph nodes in males and females. Administration of the test substance at 25 or 50 mg/kg/day was also associated with degeneration and/or atrophy in the male and female reproductive system and increased severity of vacuolation in the pituitary gland and adrenal cortex. No test substance-related lesions were noted in the treated skin.

## 7. REPORT SUBMISSION

WIL-402023 Pathology Report

Report Submitted By:

Midori Asakawa, BVSc, DACVP
Study Pathologist

01 Aug 2012
Date

# APPENDIX J

Ophthalmic Examinations (Brian C. Gilger, DVM, MS, DACVO, DABT
and David A. Wilkie, DVM, MS, DACVO)

## OPHTHALMIC EXAMINATION STATEMENT FOR STUDY WIL-402023

Ophthalmic examinations were performed at WIL Research Laboratories, LLC during the pretest phase for all animals on 4/25/11. All findings observed during ophthalmic examinations for the above mentioned study are typical in prevalence and appearance for the species and strain or breed of animal examined. Examinations were performed by David A. Wilkie, DVM, MS, DACVO. All the ophthalmological diagnoses rendered by Dr. Wilkie, presented in this appendix, and the individual tables included in this report were accurately transcribed by the WIL Research Laboratories, LLC technical staff.

David A. Wilkie, DVM., MS, DACVO

4/25/11
Date

## OPHTHALMIC EXAMINATION STATEMENT FOR STUDY WIL-402023

Ophthalmic examinations were performed at WIL Research Laboratories, LLC during the in-life phase; ophthalmic examinations were performed on all males and females in the untreated, 0, 5, 25 and 50 mg/kg/day groups on 7/29/11. Examinations were performed by Brian C. Gilger, DVM, MS, DACVO. All the ophthalmological diagnoses rendered by Dr. Gilger, presented in this appendix, and the individual tables included in this report were accurately transcribed by the WIL Research Laboratories, LLC technical staff.

All findings observed during ophthalmic examinations for the above mentioned study are typical in prevalence and appearance for the species and strain or breed of animals examined. Ophthalmic findings were reviewed and there were no significant differences within or among dose groups or when compared to the pretest ophthalmic examinations to suggest a test article-related effect.

Brian C. Gilger, DVM, MS, DACVO

7-29-11
Date

# APPENDIX K

Individual Animal Data

TABLE A1

PROJECT NO.:WIL-402023 A 90-DAY DERMAL STUDY UTILIZING CLARIFIED OILS IN RATS PAGE 1

SPONSOR:AMERICAN PETROLEUM INDIVIDUAL SURVIVAL AND DISPOSITION

| ANIMAL | SEX | GROUP | TYPE OF DEATH | AGE IN WEEKS A | DATE OF DEATH | DAYS ON STUDY |
|---|---|---|---|---|---|---|
| 10419 | M | UNTREATED | SCHEDULED EUTHANASIA | 20 | 30-JUL-11 | 89 |
| 10430 | M | UNTREATED | SCHEDULED EUTHANASIA | 20 | 30-JUL-11 | 89 |
| 10437 | M | UNTREATED | SCHEDULED EUTHANASIA | 20 | 30-JUL-11 | 89 |
| 10444 | M | UNTREATED | SCHEDULED EUTHANASIA | 20 | 30-JUL-11 | 89 |
| 10445 | M | UNTREATED | SCHEDULED EUTHANASIA | 20 | 30-JUL-11 | 89 |
| 10447 | M | UNTREATED | SCHEDULED EUTHANASIA | 20 | 31-JUL-11 | 90 |
| 10456 | M | UNTREATED | SCHEDULED EUTHANASIA | 20 | 31-JUL-11 | 90 |
| 10460 | M | UNTREATED | SCHEDULED EUTHANASIA | 20 | 31-JUL-11 | 90 |
| 10462 | M | UNTREATED | SCHEDULED EUTHANASIA | 20 | 31-JUL-11 | 90 |
| 10477 | M | UNTREATED | SCHEDULED EUTHANASIA | 20 | 31-JUL-11 | 90 |
| 10420 | M | 0 MG/KG/DAY | SCHEDULED EUTHANASIA | 20 | 30-JUL-11 | 89 |
| 10432 | M | 0 MG/KG/DAY | SCHEDULED EUTHANASIA | 20 | 30-JUL-11 | 89 |
| 10438 | M | 0 MG/KG/DAY | SCHEDULED EUTHANASIA | 20 | 30-JUL-11 | 89 |
| 10443 | M | 0 MG/KG/DAY | SCHEDULED EUTHANASIA | 20 | 30-JUL-11 | 89 |
| 10457 | M | 0 MG/KG/DAY | SCHEDULED EUTHANASIA | 20 | 30-JUL-11 | 89 |
| 10459 | M | 0 MG/KG/DAY | SCHEDULED EUTHANASIA | 20 | 31-JUL-11 | 90 |
| 10467 | M | 0 MG/KG/DAY | SCHEDULED EUTHANASIA | 20 | 31-JUL-11 | 90 |
| 10469 | M | 0 MG/KG/DAY | SCHEDULED EUTHANASIA | 20 | 31-JUL-11 | 90 |
| 10475 | M | 0 MG/KG/DAY | SCHEDULED EUTHANASIA | 20 | 31-JUL-11 | 90 |
| 10476 | M | 0 MG/KG/DAY | SCHEDULED EUTHANASIA | 20 | 31-JUL-11 | 90 |
| 10425 | M | 5 MG/KG/DAY | SCHEDULED EUTHANASIA | 20 | 30-JUL-11 | 89 |
| 10426 | M | 5 MG/KG/DAY | SCHEDULED EUTHANASIA | 20 | 30-JUL-11 | 89 |
| 10435 | M | 5 MG/KG/DAY | SCHEDULED EUTHANASIA | 20 | 30-JUL-11 | 89 |
| 10436 | M | 5 MG/KG/DAY | SCHEDULED EUTHANASIA | 20 | 30-JUL-11 | 89 |
| 10446 | M | 5 MG/KG/DAY | SCHEDULED EUTHANASIA | 20 | 30-JUL-11 | 89 |
| 10449 | M | 5 MG/KG/DAY | SCHEDULED EUTHANASIA | 20 | 31-JUL-11 | 90 |
| 10453 | M | 5 MG/KG/DAY | SCHEDULED EUTHANASIA | 20 | 31-JUL-11 | 90 |
| 10465 | M | 5 MG/KG/DAY | SCHEDULED EUTHANASIA | 20 | 31-JUL-11 | 90 |

A = CALCULATED TO THE NEAREST WHOLE WEEK USING THE MEAN AGE IN WEEKS AT INITIATION OF DOSING (8)

TABLE A1

PROJECT NO.:WIL-402023 A 90-DAY DERMAL STUDY UTILIZING CLARIFIED OILS IN RATS PAGE 2

SPONSOR:AMERICAN PETROLEUM INDIVIDUAL SURVIVAL AND DISPOSITION

| ANIMAL | SEX | GROUP | TYPE OF DEATH | AGE IN WEEKS A | DATE OF DEATH | DAYS ON STUDY |
|---|---|---|---|---|---|---|
| 10470 | M | 5 MG/KG/DAY | SCHEDULED EUTHANASIA | 20 | 31-JUL-11 | 90 |
| 10474 | M | 5 MG/KG/DAY | SCHEDULED EUTHANASIA | 20 | 31-JUL-11 | 90 |
| 10429 | M | 25 MG/KG/DAY | SCHEDULED EUTHANASIA | 20 | 30-JUL-11 | 89 |
| 10441 | M | 25 MG/KG/DAY | SCHEDULED EUTHANASIA | 20 | 30-JUL-11 | 89 |
| 10442 | M | 25 MG/KG/DAY | SCHEDULED EUTHANASIA | 20 | 30-JUL-11 | 89 |
| 10455 | M | 25 MG/KG/DAY | SCHEDULED EUTHANASIA | 20 | 30-JUL-11 | 89 |
| 10458 | M | 25 MG/KG/DAY | SCHEDULED EUTHANASIA | 20 | 30-JUL-11 | 89 |
| 10463 | M | 25 MG/KG/DAY | SCHEDULED EUTHANASIA | 20 | 31-JUL-11 | 90 |
| 10464 | M | 25 MG/KG/DAY | SCHEDULED EUTHANASIA | 20 | 31-JUL-11 | 90 |
| 10466 | M | 25 MG/KG/DAY | SCHEDULED EUTHANASIA | 20 | 31-JUL-11 | 90 |
| 10471 | M | 25 MG/KG/DAY | SCHEDULED EUTHANASIA | 20 | 31-JUL-11 | 90 |
| 10473 | M | 25 MG/KG/DAY | SCHEDULED EUTHANASIA | 20 | 31-JUL-11 | 90 |
| 10424 | M | 50 MG/KG/DAY | SCHEDULED EUTHANASIA | 20 | 30-JUL-11 | 89 |
| 10427 | M | 50 MG/KG/DAY | EUTHANIZED IN EXTREMIS | 19 | 18-JUL-11 | 77 |
| 10433 | M | 50 MG/KG/DAY | EUTHANIZED IN EXTREMIS | 17 | 08-JUL-11 | 67 |
| 10439 | M | 50 MG/KG/DAY | SCHEDULED EUTHANASIA | 20 | 30-JUL-11 | 89 |
| 10440 | M | 50 MG/KG/DAY | SCHEDULED EUTHANASIA | 20 | 30-JUL-11 | 89 |
| 10448 | M | 50 MG/KG/DAY | FOUND DEAD | 18 | 16-JUL-11 | 75 |
| 10450 | M | 50 MG/KG/DAY | SCHEDULED EUTHANASIA | 20 | 31-JUL-11 | 90 |
| 10451 | M | 50 MG/KG/DAY | FOUND DEAD | 15 | 23-JUN-11 | 52 |
| 10452 | M | 50 MG/KG/DAY | EUTHANIZED IN EXTREMIS | 15 | 23-JUN-11 | 52 |
| 10472 | M | 50 MG/KG/DAY | SCHEDULED EUTHANASIA | 20 | 31-JUL-11 | 90 |

A = CALCULATED TO THE NEAREST WHOLE WEEK USING THE MEAN AGE IN WEEKS AT INITIATION OF DOSING (8)

TABLE A1

PROJECT NO.:WIL-402023 A 90-DAY DERMAL STUDY UTILIZING CLARIFIED OILS IN RATS PAGE 3

SPONSOR:AMERICAN PETROLEUM INDIVIDUAL SURVIVAL AND DISPOSITION

| ANIMAL | SEX | GROUP | TYPE OF DEATH | AGE IN WEEKS A | DATE OF DEATH | DAYS ON STUDY |
|---|---|---|---|---|---|---|
| 10486 | F | UNTREATED | SCHEDULED EUTHANASIA | 20 | 30-JUL-11 | 89 |
| 10491 | F | UNTREATED | SCHEDULED EUTHANASIA | 20 | 30-JUL-11 | 89 |
| 10494 | F | UNTREATED | SCHEDULED EUTHANASIA | 20 | 30-JUL-11 | 89 |
| 10495 | F | UNTREATED | SCHEDULED EUTHANASIA | 20 | 30-JUL-11 | 89 |
| 10496 | F | UNTREATED | SCHEDULED EUTHANASIA | 20 | 30-JUL-11 | 89 |
| 10499 | F | UNTREATED | SCHEDULED EUTHANASIA | 20 | 31-JUL-11 | 90 |
| 10511 | F | UNTREATED | SCHEDULED EUTHANASIA | 20 | 31-JUL-11 | 90 |
| 10512 | F | UNTREATED | SCHEDULED EUTHANASIA | 20 | 31-JUL-11 | 90 |
| 10514 | F | UNTREATED | SCHEDULED EUTHANASIA | 20 | 31-JUL-11 | 90 |
| 10536 | F | UNTREATED | SCHEDULED EUTHANASIA | 20 | 31-JUL-11 | 90 |
| 10481 | F | 0 MG/KG/DAY | SCHEDULED EUTHANASIA | 20 | 30-JUL-11 | 89 |
| 10505 | F | 0 MG/KG/DAY | SCHEDULED EUTHANASIA | 20 | 30-JUL-11 | 89 |
| 10489 | F | 0 MG/KG/DAY | SCHEDULED EUTHANASIA | 20 | 30-JUL-11 | 89 |
| 10502 | F | 0 MG/KG/DAY | SCHEDULED EUTHANASIA | 20 | 30-JUL-11 | 89 |
| 10519 | F | 0 MG/KG/DAY | SCHEDULED EUTHANASIA | 20 | 30-JUL-11 | 89 |
| 10478 | F | 0 MG/KG/DAY | SCHEDULED EUTHANASIA | 20 | 31-JUL-11 | 90 |
| 10530 | F | 0 MG/KG/DAY | SCHEDULED EUTHANASIA | 20 | 31-JUL-11 | 90 |
| 10534 | F | 0 MG/KG/DAY | SCHEDULED EUTHANASIA | 20 | 31-JUL-11 | 90 |
| 10535 | F | 0 MG/KG/DAY | SCHEDULED EUTHANASIA | 20 | 31-JUL-11 | 90 |
| 10537 | F | 0 MG/KG/DAY | SCHEDULED EUTHANASIA | 20 | 31-JUL-11 | 90 |
| 10479 | F | 5 MG/KG/DAY | SCHEDULED EUTHANASIA | 20 | 30-JUL-11 | 89 |
| 10482 | F | 5 MG/KG/DAY | SCHEDULED EUTHANASIA | 20 | 30-JUL-11 | 89 |
| 10490 | F | 5 MG/KG/DAY | SCHEDULED EUTHANASIA | 20 | 30-JUL-11 | 89 |
| 10501 | F | 5 MG/KG/DAY | SCHEDULED EUTHANASIA | 20 | 30-JUL-11 | 89 |
| 10508 | F | 5 MG/KG/DAY | SCHEDULED EUTHANASIA | 20 | 30-JUL-11 | 89 |
| 10513 | F | 5 MG/KG/DAY | SCHEDULED EUTHANASIA | 20 | 31-JUL-11 | 90 |
| 10520 | F | 5 MG/KG/DAY | SCHEDULED EUTHANASIA | 20 | 31-JUL-11 | 90 |
| 10521 | F | 5 MG/KG/DAY | SCHEDULED EUTHANASIA | 20 | 31-JUL-11 | 90 |

A = CALCULATED TO THE NEAREST WHOLE WEEK USING THE MEAN AGE IN WEEKS AT INITIATION OF DOSING (8)

| ANIMAL | SEX | GROUP | TYPE OF DEATH | AGE IN WEEKS A | DATE OF DEATH | DAYS ON STUDY |
|---|---|---|---|---|---|---|
| 10531 | F | 5 MG/KG/DAY | SCHEDULED EUTHANASIA | 20 | 31-JUL-11 | 90 |
| 10532 | F | 5 MG/KG/DAY | SCHEDULED EUTHANASIA | 20 | 31-JUL-11 | 90 |
| 10485 | F | 25 MG/KG/DAY | SCHEDULED EUTHANASIA | 20 | 30-JUL-11 | 89 |
| 10492 | F | 25 MG/KG/DAY | SCHEDULED EUTHANASIA | 20 | 30-JUL-11 | 89 |
| 10497 | F | 25 MG/KG/DAY | SCHEDULED EUTHANASIA | 20 | 30-JUL-11 | 89 |
| 10498 | F | 25 MG/KG/DAY | SCHEDULED EUTHANASIA | 20 | 30-JUL-11 | 89 |
| 10500 | F | 25 MG/KG/DAY | SCHEDULED EUTHANASIA | 20 | 30-JUL-11 | 89 |
| 10504 | F | 25 MG/KG/DAY | SCHEDULED EUTHANASIA | 20 | 31-JUL-11 | 90 |
| 10506 | F | 25 MG/KG/DAY | SCHEDULED EUTHANASIA | 20 | 31-JUL-11 | 90 |
| 10507 | F | 25 MG/KG/DAY | EUTHANIZED IN EXTREMIS | 16 | 30-JUN-11 | 59 |
| 10509 | F | 25 MG/KG/DAY | SCHEDULED EUTHANASIA | 20 | 31-JUL-11 | 90 |
| 10515 | F | 25 MG/KG/DAY | SCHEDULED EUTHANASIA | 20 | 31-JUL-11 | 90 |
| 10484 | F | 50 MG/KG/DAY | SCHEDULED EUTHANASIA | 20 | 30-JUL-11 | 89 |
| 10503 | F | 50 MG/KG/DAY | SCHEDULED EUTHANASIA | 20 | 30-JUL-11 | 89 |
| 10510 | F | 50 MG/KG/DAY | EUTHANIZED IN EXTREMIS | 20 | 27-JUL-11 | 86 |
| 10516 | F | 50 MG/KG/DAY | SCHEDULED EUTHANASIA | 20 | 30-JUL-11 | 89 |
| 10517 | F | 50 MG/KG/DAY | SCHEDULED EUTHANASIA | 20 | 30-JUL-11 | 89 |
| 10523 | F | 50 MG/KG/DAY | EUTHANIZED IN EXTREMIS | 16 | 28-JUN-11 | 57 |
| 10524 | F | 50 MG/KG/DAY | EUTHANIZED IN EXTREMIS | 18 | 11-JUL-11 | 70 |
| 10526 | F | 50 MG/KG/DAY | SCHEDULED EUTHANASIA | 20 | 31-JUL-11 | 90 |
| 10527 | F | 50 MG/KG/DAY | SCHEDULED EUTHANASIA | 20 | 31-JUL-11 | 90 |
| 10529 | F | 50 MG/KG/DAY | SCHEDULED EUTHANASIA | 20 | 31-JUL-11 | 90 |

A = CALCULATED TO THE NEAREST WHOLE WEEK USING THE MEAN AGE IN WEEKS AT INITIATION OF DOSING (8)

TABLE A2 (DETAILED PHYSICAL EXAMINATIONS/DISPOSITIONS)

PROJECT NO.:WIL-402023 A 90-DAY DERMAL STUDY UTILIZING CLARIFIED OILS IN RATS 

SPONSOR:AMERICAN PETROLEUM INDIVIDUAL CLINICAL OBSERVATIONS

STUDY DAYS: 0 THROUGH 90

| ANIMAL | SEX | GROUP | CATEGORY | STUDY DAY | TIME | GRADE | OBSERVATIONS |
|---|---|---|---|---|---|---|---|
| 10419 | M | UNTREATED | NORMAL | 0 | 6:45 | P | NO SIGNIFICANT CLINICAL OBSERVATIONS |
| | | | | 35 | 6:51 | P | NO SIGNIFICANT CLINICAL OBSERVATIONS |
| | | | | 49 | 6:42 | P | NO SIGNIFICANT CLINICAL OBSERVATIONS |
| | | | | 56 | 6:57 | P | NO SIGNIFICANT CLINICAL OBSERVATIONS |
| | | | | 70 | 6:26 | P | NO SIGNIFICANT CLINICAL OBSERVATIONS |
| 10419 | M | UNTREATED | DISPOSITION | 89 | 7:37 | P | PRIMARY NECROPSY (DAY 89) |
| 10419 | M | UNTREATED | BODY/INTEGUMENT | 7 | 6:45 | P | HAIR LOSS FACIAL AREA |
| | | | | 42 | 6:28 | P | HAIR LOSS DORSAL NECK |
| 10419 | M | UNTREATED | EYES/EARS/NOSE | 14 | 6:37 | P | DRIED RED MATERIAL AROUND LEFT EYE |
| 10419 | M | UNTREATED | BODY/INTEG II | 14 | 6:37 | P | SCABBING RIGHT LATERAL NECK |
| | | | | 14 | 6:38 | P | SCABBING LEFT LATERAL NECK |
| | | | | 21 | 6:36 | P | SCABBING RIGHT LATERAL NECK |
| | | | | 21 | 6:36 | P | SCABBING LEFT LATERAL NECK |
| | | | | 28 | 6:26 | P | SCABBING RIGHT LATERAL NECK |
| | | | | 42 | 6:27 | P | SCABBING RIGHT LATERAL NECK |
| | | | | 63 | 6:50 | P | SCABBING VENTRAL NECK |
| | | | | 77 | 6:32 | P | SCABBING VENTRAL NECK |
| | | | | 84 | 6:36 | P | SCABBING VENTRAL NECK |
| | | | | 89 | 7:05 | P | SCABBING VENTRAL NECK |
| | | | | 89 | 7:05 | P | SCABBING RIGHT LATERAL NECK |
| 10419 | M | UNTREATED | ORAL/DENTAL | 7 | 6:45 | P | WET CLEAR MATERIAL AROUND MOUTH |
| 10430 | M | UNTREATED | NORMAL | 0 | 6:47 | P | NO SIGNIFICANT CLINICAL OBSERVATIONS |
| 10430 | M | UNTREATED | DISPOSITION | 89 | 7:38 | P | PRIMARY NECROPSY (DAY 89) |
| 10430 | M | UNTREATED | BODY/INTEGUMENT | 14 | 6:39 | P | HAIR LOSS FORELIMB(S) |
| | | | | 21 | 6:37 | P | HAIR LOSS FORELIMB(S) |
| | | | | 28 | 6:28 | P | HAIR LOSS FORELIMB(S) |
| | | | | 35 | 6:52 | P | HAIR LOSS FORELIMB(S) |
| | | | | 42 | 6:28 | P | HAIR LOSS FORELIMB(S) |
| | | | | 42 | 6:28 | P | HAIR LOSS DORSAL NECK |

GRADE CODE: 1 - SLIGHT 2 - MODERATE 3 - SEVERE P - PRESENT

STUDY DAYS: 0 THROUGH 90

| ANIMAL | SEX | GROUP | CATEGORY | STUDY DAY | TIME | GRADE | OBSERVATIONS |
|---|---|---|---|---|---|---|---|
| 10430 | M | UNTREATED | BODY/INTEGUMENT | 49 | 6:42 | P | HAIR LOSS FORELIMB(S) |
| | | | | 56 | 6:57 | P | HAIR LOSS FORELIMB(S) |
| | | | | 63 | 6:51 | P | HAIR LOSS FORELIMB(S) |
| | | | | 70 | 6:26 | P | HAIR LOSS DORSAL HEAD |
| | | | | 77 | 6:34 | P | HAIR LOSS FORELIMB(S) |
| | | | | 84 | 6:37 | P | HAIR LOSS FORELIMB(S) |
| | | | | 89 | 7:06 | P | HAIR LOSS FORELIMB(S) |
| | | | | 89 | 7:06 | P | HAIR LOSS VENTRAL NECK |
| 10430 | M | UNTREATED | BODY/INTEG II | 7 | 6:46 | P | SCABBING VENTRAL NECK |
| | | | | 21 | 6:37 | P | SCABBING VENTRAL NECK |
| | | | | 49 | 6:42 | P | SCABBING VENTRAL NECK |
| | | | | 63 | 6:51 | P | SCABBING VENTRAL NECK |
| | | | | 77 | 6:33 | P | SCABBING RIGHT LATERAL NECK |
| | | | | 77 | 6:33 | P | SCABBING VENTRAL NECK |
| | | | | 84 | 6:37 | P | SCABBING VENTRAL NECK |
| | | | | 89 | 7:06 | P | SCABBING VENTRAL NECK |
| 10437 | M | UNTREATED | NORMAL | 0 | 6:48 | P | NO SIGNIFICANT CLINICAL OBSERVATIONS |
| | | | | 21 | 6:38 | P | NO SIGNIFICANT CLINICAL OBSERVATIONS |
| | | | | 28 | 6:29 | P | NO SIGNIFICANT CLINICAL OBSERVATIONS |
| | | | | 35 | 6:52 | P | NO SIGNIFICANT CLINICAL OBSERVATIONS |
| | | | | 42 | 6:30 | P | NO SIGNIFICANT CLINICAL OBSERVATIONS |
| | | | | 56 | 6:58 | P | NO SIGNIFICANT CLINICAL OBSERVATIONS |
| | | | | 63 | 6:52 | P | NO SIGNIFICANT CLINICAL OBSERVATIONS |
| | | | | 70 | 6:27 | P | NO SIGNIFICANT CLINICAL OBSERVATIONS |
| | | | | 77 | 6:35 | P | NO SIGNIFICANT CLINICAL OBSERVATIONS |
| 10437 | M | UNTREATED | DISPOSITION | 89 | 7:38 | P | PRIMARY NECROPSY (DAY 89) |
| 10437 | M | UNTREATED | BODY/INTEGUMENT | 84 | 6:38 | P | HAIR LOSS VENTRAL NECK |
| | | | | 89 | 7:07 | P | HAIR LOSS RIGHT LATERAL NECK |
| | | | | 89 | 7:07 | P | HAIR LOSS VENTRAL NECK |

GRADE CODE: 1 - SLIGHT 2 - MODERATE 3 - SEVERE P - PRESENT

STUDY DAYS: 0 THROUGH 90

| ANIMAL | SEX | GROUP | CATEGORY | STUDY DAY | TIME | GRADE | OBSERVATIONS |
|---|---|---|---|---|---|---|---|
| 10437 | M | UNTREATED | EYES/EARS/NOSE | 7 | 6:47 | P | DRIED RED MATERIAL AROUND NOSE |
| | | | | 14 | 6:40 | P | DRIED RED MATERIAL AROUND NOSE |
| | | | | 49 | 6:44 | P | DRIED RED MATERIAL AROUND NOSE |
| 10444 | M | UNTREATED | NORMAL | 0 | 6:48 | P | NO SIGNIFICANT CLINICAL OBSERVATIONS |
| | | | | 7 | 6:47 | P | NO SIGNIFICANT CLINICAL OBSERVATIONS |
| | | | | 14 | 6:40 | P | NO SIGNIFICANT CLINICAL OBSERVATIONS |
| | | | | 21 | 6:38 | P | NO SIGNIFICANT CLINICAL OBSERVATIONS |
| | | | | 28 | 6:30 | P | NO SIGNIFICANT CLINICAL OBSERVATIONS |
| | | | | 35 | 6:53 | P | NO SIGNIFICANT CLINICAL OBSERVATIONS |
| | | | | 42 | 6:30 | P | NO SIGNIFICANT CLINICAL OBSERVATIONS |
| | | | | 49 | 6:45 | P | NO SIGNIFICANT CLINICAL OBSERVATIONS |
| | | | | 56 | 6:59 | P | NO SIGNIFICANT CLINICAL OBSERVATIONS |
| | | | | 63 | 6:52 | P | NO SIGNIFICANT CLINICAL OBSERVATIONS |
| | | | | 70 | 6:28 | P | NO SIGNIFICANT CLINICAL OBSERVATIONS |
| | | | | 77 | 6:36 | P | NO SIGNIFICANT CLINICAL OBSERVATIONS |
| | | | | 84 | 6:39 | P | NO SIGNIFICANT CLINICAL OBSERVATIONS |
| | | | | 89 | 7:07 | P | NO SIGNIFICANT CLINICAL OBSERVATIONS |
| 10444 | M | UNTREATED | DISPOSITION | 89 | 7:38 | P | PRIMARY NECROPSY (DAY 89) |
| 10445 | M | UNTREATED | NORMAL | 0 | 6:49 | P | NO SIGNIFICANT CLINICAL OBSERVATIONS |
| | | | | 7 | 6:48 | P | NO SIGNIFICANT CLINICAL OBSERVATIONS |
| | | | | 14 | 6:41 | P | NO SIGNIFICANT CLINICAL OBSERVATIONS |
| | | | | 28 | 6:31 | P | NO SIGNIFICANT CLINICAL OBSERVATIONS |
| | | | | 35 | 6:53 | P | NO SIGNIFICANT CLINICAL OBSERVATIONS |
| | | | | 42 | 6:31 | P | NO SIGNIFICANT CLINICAL OBSERVATIONS |
| | | | | 56 | 6:59 | P | NO SIGNIFICANT CLINICAL OBSERVATIONS |
| | | | | 63 | 6:53 | P | NO SIGNIFICANT CLINICAL OBSERVATIONS |
| | | | | 70 | 6:29 | P | NO SIGNIFICANT CLINICAL OBSERVATIONS |
| | | | | 77 | 6:36 | P | NO SIGNIFICANT CLINICAL OBSERVATIONS |
| | | | | 89 | 7:07 | P | NO SIGNIFICANT CLINICAL OBSERVATIONS |

GRADE CODE: 1 - SLIGHT 2 - MODERATE 3 - SEVERE P - PRESENT

STUDY DAYS: 0 THROUGH 90

| ANIMAL | SEX | GROUP | CATEGORY | STUDY DAY | TIME | GRADE | OBSERVATIONS |
|---|---|---|---|---|---|---|---|
| 10445 | M | UNTREATED | DISPOSITION | 89 | 7:38 | P | PRIMARY NECROPSY (DAY 89) |
| 10445 | M | UNTREATED | BODY/INTEGUMENT | 49 | 6:46 | P | HAIR LOSS VENTRAL NECK |
| | | | | 84 | 6:40 | P | HAIR LOSS VENTRAL NECK |
| 10445 | M | UNTREATED | BODY/INTEG II | 21 | 6:39 | P | SCABBING VENTRAL NECK |
| 10447 | M | UNTREATED | NORMAL | 0 | 6:50 | P | NO SIGNIFICANT CLINICAL OBSERVATIONS |
| | | | | 77 | 6:37 | P | NO SIGNIFICANT CLINICAL OBSERVATIONS |
| 10447 | M | UNTREATED | DISPOSITION | 90 | 6:55 | P | PRIMARY NECROPSY (DAY 90) |
| 10447 | M | UNTREATED | BODY/INTEGUMENT | 49 | 6:47 | P | MOIST ALOPECIA VENTRAL NECK |
| | | | | 63 | 6:54 | P | MOIST ALOPECIA VENTRAL NECK |
| | | | | 70 | 6:31 | P | HAIR LOSS VENTRAL NECK |
| | | | | 70 | 6:31 | P | MOIST ALOPECIA VENTRAL NECK |
| | | | | 90 | 6:27 | P | MOIST ALOPECIA VENTRAL NECK |
| 10447 | M | UNTREATED | BODY/INTEG II | 7 | 6:49 | P | SCABBING DORSAL NECK |
| | | | | 14 | 6:42 | P | SCABBING VENTRAL NECK |
| | | | | 14 | 6:42 | P | SCABBING LEFT LATERAL NECK |
| | | | | 14 | 6:42 | P | SCABBING RIGHT LATERAL NECK |
| | | | | 21 | 6:40 | P | SCABBING RIGHT LATERAL NECK |
| | | | | 21 | 6:40 | P | SCABBING LEFT LATERAL NECK |
| | | | | 21 | 6:40 | P | SCABBING DORSAL NECK |
| | | | | 28 | 6:32 | P | SCABBING LEFT LATERAL NECK |
| | | | | 28 | 6:32 | P | SCABBING DORSAL NECK |
| | | | | 35 | 6:54 | P | SCABBING VENTRAL NECK |
| | | | | 35 | 6:54 | P | SCABBING DORSAL NECK |
| | | | | 42 | 6:32 | P | SCABBING VENTRAL NECK |
| | | | | 56 | 7:00 | P | SCABBING VENTRAL NECK |
| | | | | 84 | 6:41 | P | SCABBING VENTRAL NECK |
| 10456 | M | UNTREATED | NORMAL | 0 | 6:50 | P | NO SIGNIFICANT CLINICAL OBSERVATIONS |
| | | | | 7 | 6:50 | P | NO SIGNIFICANT CLINICAL OBSERVATIONS |
| | | | | 14 | 6:43 | P | NO SIGNIFICANT CLINICAL OBSERVATIONS |

GRADE CODE: 1 - SLIGHT 2 - MODERATE 3 - SEVERE P - PRESENT

STUDY DAYS: 0 THROUGH 90

| ANIMAL | SEX | GROUP | CATEGORY | STUDY DAY | TIME | GRADE | OBSERVATIONS |
|---|---|---|---|---|---|---|---|
| 10456 | M | UNTREATED | NORMAL | 28 | 6:34 | P | NO SIGNIFICANT CLINICAL OBSERVATIONS |
| | | | | 35 | 6:55 | P | NO SIGNIFICANT CLINICAL OBSERVATIONS |
| | | | | 42 | 6:33 | P | NO SIGNIFICANT CLINICAL OBSERVATIONS |
| | | | | 56 | 7:01 | P | NO SIGNIFICANT CLINICAL OBSERVATIONS |
| | | | | 70 | 6:31 | P | NO SIGNIFICANT CLINICAL OBSERVATIONS |
| | | | | 90 | 6:28 | P | NO SIGNIFICANT CLINICAL OBSERVATIONS |
| 10456 | M | UNTREATED | DISPOSITION | 90 | 6:55 | P | PRIMARY NECROPSY (DAY 90) |
| 10456 | M | UNTREATED | BODY/INTEGUMENT | 21 | 6:41 | P | HAIR LOSS VENTRAL NECK |
| | | | | 49 | 6:48 | P | HAIR LOSS VENTRAL NECK |
| | | | | 77 | 6:38 | P | HAIR LOSS VENTRAL NECK |
| | | | | 84 | 6:41 | P | HAIR LOSS VENTRAL NECK |
| 10456 | M | UNTREATED | EYES/EARS/NOSE | 63 | 6:55 | P | DRIED RED MATERIAL AROUND NOSE |
| 10460 | M | UNTREATED | NORMAL | 0 | 6:51 | P | NO SIGNIFICANT CLINICAL OBSERVATIONS |
| | | | | 7 | 6:51 | P | NO SIGNIFICANT CLINICAL OBSERVATIONS |
| | | | | 14 | 6:43 | P | NO SIGNIFICANT CLINICAL OBSERVATIONS |
| | | | | 42 | 6:34 | P | NO SIGNIFICANT CLINICAL OBSERVATIONS |
| | | | | 90 | 6:28 | P | NO SIGNIFICANT CLINICAL OBSERVATIONS |
| 10460 | M | UNTREATED | DISPOSITION | 90 | 6:55 | P | PRIMARY NECROPSY (DAY 90) |
| 10460 | M | UNTREATED | BODY/INTEGUMENT | 21 | 6:42 | P | HAIR LOSS VENTRAL NECK |
| | | | | 28 | 6:35 | P | HAIR LOSS FORELIMB(S) |
| | | | | 35 | 6:55 | P | HAIR LOSS FORELIMB(S) |
| | | | | 49 | 6:49 | P | HAIR LOSS FORELIMB(S) |
| | | | | 56 | 7:01 | P | HAIR LOSS FORELIMB(S) |
| | | | | 63 | 6:56 | P | HAIR LOSS FORELIMB(S) |
| | | | | 70 | 6:32 | P | HAIR LOSS FORELIMB(S) |
| | | | | 84 | 6:42 | P | HAIR LOSS FORELIMB(S) |
| | | | | 84 | 6:42 | P | HAIR LOSS VENTRAL NECK |
| 10460 | M | UNTREATED | BODY/INTEG II | 49 | 6:49 | P | SCABBING VENTRAL NECK |
| | | | | 77 | 6:39 | P | SCABBING VENTRAL NECK |

GRADE CODE: 1 - SLIGHT 2 - MODERATE 3 - SEVERE P - PRESENT

STUDY DAYS: 0 THROUGH 90

| ANIMAL | SEX | GROUP | CATEGORY | STUDY DAY | TIME | GRADE | OBSERVATIONS |
|---|---|---|---|---|---|---|---|
| 10462 | M | UNTREATED | NORMAL | 0 | 6:51 | P | NO SIGNIFICANT CLINICAL OBSERVATIONS |
| | | | | 7 | 6:52 | P | NO SIGNIFICANT CLINICAL OBSERVATIONS |
| | | | | 14 | 6:44 | P | NO SIGNIFICANT CLINICAL OBSERVATIONS |
| | | | | 28 | 6:36 | P | NO SIGNIFICANT CLINICAL OBSERVATIONS |
| | | | | 35 | 6:56 | P | NO SIGNIFICANT CLINICAL OBSERVATIONS |
| | | | | 56 | 7:02 | P | NO SIGNIFICANT CLINICAL OBSERVATIONS |
| | | | | 63 | 6:56 | P | NO SIGNIFICANT CLINICAL OBSERVATIONS |
| | | | | 70 | 6:33 | P | NO SIGNIFICANT CLINICAL OBSERVATIONS |
| | | | | 77 | 6:40 | P | NO SIGNIFICANT CLINICAL OBSERVATIONS |
| | | | | 84 | 6:43 | P | NO SIGNIFICANT CLINICAL OBSERVATIONS |
| 10462 | M | UNTREATED | DISPOSITION | 90 | 6:55 | P | PRIMARY NECROPSY (DAY 90) |
| 10462 | M | UNTREATED | BODY/INTEGUMENT | 21 | 6:42 | P | HAIR LOSS VENTRAL NECK |
| | | | | 49 | 6:49 | P | HAIR LOSS DORSAL TRUNK |
| | | | | 90 | 6:28 | P | HAIR LOSS VENTRAL NECK |
| 10462 | M | UNTREATED | BODY/INTEG II | 42 | 6:35 | P | SCABBING VENTRAL NECK |
| 10477 | M | UNTREATED | NORMAL | 0 | 6:52 | P | NO SIGNIFICANT CLINICAL OBSERVATIONS |
| | | | | 7 | 6:52 | P | NO SIGNIFICANT CLINICAL OBSERVATIONS |
| | | | | 28 | 6:37 | P | NO SIGNIFICANT CLINICAL OBSERVATIONS |
| | | | | 35 | 6:56 | P | NO SIGNIFICANT CLINICAL OBSERVATIONS |
| | | | | 56 | 7:02 | P | NO SIGNIFICANT CLINICAL OBSERVATIONS |
| | | | | 63 | 6:57 | P | NO SIGNIFICANT CLINICAL OBSERVATIONS |
| | | | | 70 | 6:33 | P | NO SIGNIFICANT CLINICAL OBSERVATIONS |
| 10477 | M | UNTREATED | DISPOSITION | 90 | 6:55 | P | PRIMARY NECROPSY (DAY 90) |
| 10477 | M | UNTREATED | BODY/INTEGUMENT | 21 | 6:44 | P | HAIR LOSS VENTRAL NECK |
| | | | | 21 | 6:44 | P | HAIR LOSS LEFT LATERAL NECK |
| | | | | 21 | 6:44 | P | HAIR LOSS RIGHT LATERAL NECK |
| | | | | 90 | 6:29 | P | HAIR LOSS VENTRAL NECK |
| 10477 | M | UNTREATED | BODY/INTEG II | 14 | 6:45 | P | SCABBING VENTRAL NECK |
| | | | | 42 | 6:35 | P | SCABBING VENTRAL NECK |

GRADE CODE: 1 - SLIGHT 2 - MODERATE 3 - SEVERE P - PRESENT

STUDY DAYS: 0 THROUGH 90

| ANIMAL | SEX | GROUP | CATEGORY | STUDY DAY | TIME | GRADE | OBSERVATIONS |
|---|---|---|---|---|---|---|---|
| 10477 | M | UNTREATED | BODY/INTEG II | 49 | 6:50 | P | SCABBING VENTRAL NECK |
| | | | | 77 | 6:41 | P | SCABBING VENTRAL NECK |
| | | | | 84 | 6:43 | P | SCABBING VENTRAL NECK |
| | | | | 90 | 6:28 | P | SCABBING VENTRAL NECK |
| 10420 | M | 0 MG/KG/DAY | NORMAL | 0 | 7:00 | P | NO SIGNIFICANT CLINICAL OBSERVATIONS |
| | | | | 7 | 7:02 | P | NO SIGNIFICANT CLINICAL OBSERVATIONS |
| | | | | 14 | 6:54 | P | NO SIGNIFICANT CLINICAL OBSERVATIONS |
| | | | | 21 | 6:52 | P | NO SIGNIFICANT CLINICAL OBSERVATIONS |
| | | | | 35 | 7:05 | P | NO SIGNIFICANT CLINICAL OBSERVATIONS |
| | | | | 42 | 6:44 | P | NO SIGNIFICANT CLINICAL OBSERVATIONS |
| | | | | 56 | 7:11 | P | NO SIGNIFICANT CLINICAL OBSERVATIONS |
| 10420 | M | 0 MG/KG/DAY | DISPOSITION | 89 | 7:39 | P | PRIMARY NECROPSY (DAY 89) |
| 10420 | M | 0 MG/KG/DAY | BODY/INTEGUMENT | 28 | 6:52 | P | HAIR LOSS FORELIMB(S) |
| | | | | 49 | 6:59 | P | HAIR LOSS FORELIMB(S) |
| | | | | 49 | 6:59 | P | HAIR LOSS DORSAL NECK |
| | | | | 49 | 6:59 | P | HAIR LOSS VENTRAL NECK |
| | | | | 63 | 7:10 | P | HAIR LOSS FORELIMB(S) |
| | | | | 70 | 6:41 | P | HAIR LOSS FORELIMB(S) |
| | | | | 70 | 6:41 | P | HAIR LOSS DORSAL NECK |
| | | | | 77 | 6:50 | P | HAIR LOSS FORELIMB(S) |
| | | | | 84 | 6:52 | P | HAIR LOSS FORELIMB(S) |
| | | | | 84 | 6:52 | P | HAIR LOSS VENTRAL NECK |
| | | | | 84 | 6:52 | P | HAIR LOSS DORSAL NECK |
| | | | | 89 | 7:09 | P | HAIR LOSS VENTRAL NECK |
| | | | | 89 | 7:09 | P | HAIR LOSS FORELIMB(S) |
| 10420 | M | 0 MG/KG/DAY | EYES/EARS/NOSE | 89 | 7:09 | P | DRIED RED MATERIAL AROUND NOSE |
| 10420 | M | 0 MG/KG/DAY | BODY/INTEG II | 28 | 6:52 | P | SCABBING LEFT LATERAL NECK |
| | | | | 89 | 7:09 | P | SCABBING VENTRAL NECK |
| 10432 | M | 0 MG/KG/DAY | NORMAL | 0 | 7:00 | P | NO SIGNIFICANT CLINICAL OBSERVATIONS |

GRADE CODE: 1 - SLIGHT 2 - MODERATE 3 - SEVERE P - PRESENT

STUDY DAYS: 0 THROUGH 90

| ANIMAL | SEX | GROUP | CATEGORY | STUDY DAY | TIME | GRADE | OBSERVATIONS |
|---|---|---|---|---|---|---|---|
| 10432 | M | 0 MG/KG/DAY | NORMAL | 7 | 7:03 | P | NO SIGNIFICANT CLINICAL OBSERVATIONS |
| | | | | 21 | 6:53 | P | NO SIGNIFICANT CLINICAL OBSERVATIONS |
| | | | | 35 | 7:06 | P | NO SIGNIFICANT CLINICAL OBSERVATIONS |
| | | | | 42 | 6:45 | P | NO SIGNIFICANT CLINICAL OBSERVATIONS |
| | | | | 56 | 7:11 | P | NO SIGNIFICANT CLINICAL OBSERVATIONS |
| | | | | 63 | 7:10 | P | NO SIGNIFICANT CLINICAL OBSERVATIONS |
| | | | | 77 | 6:51 | P | NO SIGNIFICANT CLINICAL OBSERVATIONS |
| 10432 | M | 0 MG/KG/DAY | DISPOSITION | 89 | 7:39 | P | PRIMARY NECROPSY (DAY 89) |
| 10432 | M | 0 MG/KG/DAY | BODY/INTEGUMENT | 28 | 6:53 | P | HAIR LOSS DORSAL NECK |
| | | | | 70 | 6:42 | P | HAIR LOSS DORSAL NECK |
| | | | | 70 | 6:42 | P | HAIR LOSS VENTRAL NECK |
| | | | | 84 | 6:53 | P | HAIR LOSS DORSAL NECK |
| | | | | 84 | 6:53 | P | HAIR LOSS VENTRAL NECK |
| | | | | 89 | 7:10 | P | HAIR LOSS VENTRAL NECK |
| 10432 | M | 0 MG/KG/DAY | BODY/INTEG II | 14 | 6:54 | P | SCABBING DORSAL NECK |
| | | | | 49 | 7:00 | P | SCABBING LEFT LATERAL NECK |
| | | | | 49 | 7:00 | P | SCABBING RIGHT LATERAL NECK |
| | | | | 49 | 7:00 | P | SCABBING VENTRAL NECK |
| | | | | 89 | 7:10 | P | SCABBING VENTRAL NECK |
| | | | | 89 | 7:10 | P | SCABBING LEFT LATERAL NECK |
| 10438 | M | 0 MG/KG/DAY | NORMAL | 0 | 7:01 | P | NO SIGNIFICANT CLINICAL OBSERVATIONS |
| | | | | 35 | 7:06 | P | NO SIGNIFICANT CLINICAL OBSERVATIONS |
| | | | | 77 | 6:52 | P | NO SIGNIFICANT CLINICAL OBSERVATIONS |
| 10438 | M | 0 MG/KG/DAY | DISPOSITION | 89 | 7:39 | P | PRIMARY NECROPSY (DAY 89) |
| 10438 | M | 0 MG/KG/DAY | BODY/INTEGUMENT | 7 | 7:03 | P | HAIR LOSS FACIAL AREA |
| | | | | 28 | 6:55 | P | HAIR LOSS FACIAL AREA |
| | | | | 70 | 6:42 | P | HAIR LOSS VENTRAL NECK |
| 10438 | M | 0 MG/KG/DAY | BODY/INTEG II | 14 | 6:56 | P | SCABBING LEFT LATERAL NECK |
| | | | | 14 | 6:56 | P | SCABBING RIGHT LATERAL NECK |

GRADE CODE: 1 - SLIGHT 2 - MODERATE 3 - SEVERE P - PRESENT

STUDY DAYS: 0 THROUGH 90

| ANIMAL | SEX | GROUP | CATEGORY | STUDY DAY | TIME | GRADE | OBSERVATIONS |
|---|---|---|---|---|---|---|---|
| 10438 | M | 0 MG/KG/DAY | BODY/INTEG II | 21 | 6:54 | P | SCABBING RIGHT LATERAL NECK |
| | | | | 21 | 6:54 | P | SCABBING LEFT LATERAL NECK |
| | | | | 28 | 6:55 | P | SCABBING RIGHT LATERAL NECK |
| | | | | 28 | 6:55 | P | SCABBING VENTRAL NECK |
| | | | | 42 | 6:46 | P | SCABBING VENTRAL NECK |
| | | | | 49 | 7:01 | P | SCABBING VENTRAL NECK |
| | | | | 56 | 7:12 | P | SCABBING RIGHT LATERAL NECK |
| | | | | 63 | 7:11 | P | SCABBING DORSAL HEAD |
| | | | | 84 | 6:54 | P | SCABBING VENTRAL NECK |
| | | | | 89 | 7:11 | P | SCABBING VENTRAL NECK |
| 10443 | M | 0 MG/KG/DAY | NORMAL | 0 | 7:01 | P | NO SIGNIFICANT CLINICAL OBSERVATIONS |
| | | | | 7 | 7:04 | P | NO SIGNIFICANT CLINICAL OBSERVATIONS |
| | | | | 35 | 7:07 | P | NO SIGNIFICANT CLINICAL OBSERVATIONS |
| | | | | 63 | 7:12 | P | NO SIGNIFICANT CLINICAL OBSERVATIONS |
| 10443 | M | 0 MG/KG/DAY | DISPOSITION | 89 | 7:39 | P | PRIMARY NECROPSY (DAY 89) |
| 10443 | M | 0 MG/KG/DAY | BODY/INTEGUMENT | 21 | 6:55 | P | HAIR LOSS VENTRAL NECK |
| | | | | 49 | 7:02 | P | HAIR LOSS DORSAL NECK |
| | | | | 49 | 7:02 | P | HAIR LOSS VENTRAL NECK |
| | | | | 70 | 6:43 | P | HAIR LOSS DORSAL NECK |
| | | | | 70 | 6:43 | P | HAIR LOSS VENTRAL NECK |
| | | | | 77 | 6:53 | P | HAIR LOSS VENTRAL NECK |
| | | | | 84 | 6:54 | P | HAIR LOSS DORSAL NECK |
| | | | | 84 | 6:54 | P | HAIR LOSS VENTRAL NECK |
| | | | | 89 | 7:11 | P | HAIR LOSS VENTRAL NECK |
| | | | | 89 | 7:11 | P | HAIR LOSS DORSAL NECK |
| 10443 | M | 0 MG/KG/DAY | BODY/INTEG II | 14 | 6:56 | P | SCABBING DORSAL NECK |
| | | | | 21 | 6:54 | P | SCABBING RIGHT LATERAL NECK |
| | | | | 21 | 6:55 | P | SCABBING LEFT LATERAL NECK |
| | | | | 28 | 6:57 | P | SCABBING RIGHT LATERAL NECK |

GRADE CODE: 1 - SLIGHT 2 - MODERATE 3 - SEVERE P - PRESENT

STUDY DAYS: 0 THROUGH 90

| ANIMAL | SEX | GROUP | CATEGORY | STUDY DAY | TIME | GRADE | OBSERVATIONS |
|---|---|---|---|---|---|---|---|
| 10443 | M | 0 MG/KG/DAY | BODY/INTEG II | 28 | 6:57 | P | SCABBING LEFT LATERAL NECK |
| | | | | 28 | 6:57 | P | SCABBING DORSAL NECK |
| | | | | 28 | 6:57 | P | SCABBING VENTRAL NECK |
| | | | | 42 | 6:47 | P | SCABBING VENTRAL NECK |
| | | | | 56 | 7:13 | P | SCABBING RIGHT LATERAL NECK |
| | | | | 77 | 6:53 | P | SCABBING DORSAL NECK |
| | | | | 89 | 7:11 | P | SCABBING VENTRAL NECK |
| 10457 | M | 0 MG/KG/DAY | NORMAL | 0 | 7:02 | P | NO SIGNIFICANT CLINICAL OBSERVATIONS |
| | | | | 7 | 7:05 | P | NO SIGNIFICANT CLINICAL OBSERVATIONS |
| | | | | 56 | 7:13 | P | NO SIGNIFICANT CLINICAL OBSERVATIONS |
| | | | | 63 | 7:13 | P | NO SIGNIFICANT CLINICAL OBSERVATIONS |
| | | | | 70 | 6:44 | P | NO SIGNIFICANT CLINICAL OBSERVATIONS |
| | | | | 77 | 6:54 | P | NO SIGNIFICANT CLINICAL OBSERVATIONS |
| 10457 | M | 0 MG/KG/DAY | DISPOSITION | 89 | 7:40 | P | PRIMARY NECROPSY (DAY 89) |
| 10457 | M | 0 MG/KG/DAY | BODY/INTEGUMENT | 21 | 6:56 | P | HAIR LOSS VENTRAL NECK |
| | | | | 89 | 7:12 | P | HAIR LOSS DORSAL NECK |
| | | | | 89 | 7:12 | P | HAIR LOSS VENTRAL NECK |
| 10457 | M | 0 MG/KG/DAY | BODY/INTEG II | 14 | 6:57 | P | SCABBING LEFT LATERAL NECK |
| | | | | 14 | 6:57 | P | SCABBING RIGHT LATERAL NECK |
| | | | | 21 | 6:56 | P | SCABBING LEFT LATERAL NECK |
| | | | | 28 | 6:58 | P | SCABBING RIGHT LATERAL NECK |
| | | | | 28 | 6:58 | P | SCABBING VENTRAL NECK |
| | | | | 35 | 7:08 | P | SCABBING DORSAL NECK |
| | | | | 42 | 6:48 | P | SCABBING RIGHT LATERAL NECK |
| | | | | 49 | 7:02 | P | SCABBING VENTRAL NECK |
| | | | | 84 | 6:55 | P | SCABBING VENTRAL NECK |
| | | | | 89 | 7:12 | P | SCABBING VENTRAL NECK |
| 10459 | M | 0 MG/KG/DAY | NORMAL | 0 | 7:03 | P | NO SIGNIFICANT CLINICAL OBSERVATIONS |
| | | | | 7 | 7:06 | P | NO SIGNIFICANT CLINICAL OBSERVATIONS |

GRADE CODE: 1 - SLIGHT 2 - MODERATE 3 - SEVERE P - PRESENT

STUDY DAYS: 0 THROUGH 90

| ANIMAL | SEX | GROUP | CATEGORY | STUDY DAY | TIME | GRADE | OBSERVATIONS |
|---|---|---|---|---|---|---|---|
| 10459 | M | 0 MG/KG/DAY | NORMAL | 21 | 6:57 | P | NO SIGNIFICANT CLINICAL OBSERVATIONS |
| | | | | 28 | 6:59 | P | NO SIGNIFICANT CLINICAL OBSERVATIONS |
| | | | | 35 | 7:09 | P | NO SIGNIFICANT CLINICAL OBSERVATIONS |
| | | | | 63 | 7:13 | P | NO SIGNIFICANT CLINICAL OBSERVATIONS |
| | | | | 70 | 6:45 | P | NO SIGNIFICANT CLINICAL OBSERVATIONS |
| 10459 | M | 0 MG/KG/DAY | DISPOSITION | 90 | 6:56 | P | PRIMARY NECROPSY (DAY 90) |
| 10459 | M | 0 MG/KG/DAY | BODY/INTEGUMENT | 84 | 6:56 | P | HAIR LOSS VENTRAL NECK |
| 10459 | M | 0 MG/KG/DAY | BODY/INTEG II | 14 | 6:58 | P | SCABBING LEFT LATERAL NECK |
| | | | | 42 | 6:48 | P | SCABBING VENTRAL NECK |
| | | | | 49 | 7:03 | P | SCABBING VENTRAL NECK |
| | | | | 49 | 7:03 | P | SCABBING DORSAL NECK |
| | | | | 56 | 7:14 | P | SCABBING RIGHT LATERAL NECK |
| | | | | 77 | 6:55 | P | SCABBING LEFT LATERAL NECK |
| | | | | 90 | 6:31 | P | SCABBING VENTRAL NECK |
| 10467 | M | 0 MG/KG/DAY | NORMAL | 0 | 7:04 | P | NO SIGNIFICANT CLINICAL OBSERVATIONS |
| | | | | 7 | 7:06 | P | NO SIGNIFICANT CLINICAL OBSERVATIONS |
| | | | | 14 | 6:59 | P | NO SIGNIFICANT CLINICAL OBSERVATIONS |
| | | | | 28 | 7:00 | P | NO SIGNIFICANT CLINICAL OBSERVATIONS |
| | | | | 35 | 7:09 | P | NO SIGNIFICANT CLINICAL OBSERVATIONS |
| | | | | 56 | 7:14 | P | NO SIGNIFICANT CLINICAL OBSERVATIONS |
| | | | | 63 | 7:14 | P | NO SIGNIFICANT CLINICAL OBSERVATIONS |
| | | | | 70 | 6:45 | P | NO SIGNIFICANT CLINICAL OBSERVATIONS |
| | | | | 77 | 6:55 | P | NO SIGNIFICANT CLINICAL OBSERVATIONS |
| 10467 | M | 0 MG/KG/DAY | DISPOSITION | 90 | 6:56 | P | PRIMARY NECROPSY (DAY 90) |
| 10467 | M | 0 MG/KG/DAY | BODY/INTEGUMENT | 84 | 6:57 | P | HAIR LOSS VENTRAL NECK |
| 10467 | M | 0 MG/KG/DAY | BODY/INTEG II | 21 | 6:57 | P | SCABBING VENTRAL NECK |
| | | | | 42 | 6:49 | P | SCABBING VENTRAL NECK |
| | | | | 49 | 7:04 | P | SCABBING VENTRAL NECK |
| | | | | 90 | 6:31 | P | SCABBING VENTRAL NECK |

GRADE CODE: 1 - SLIGHT 2 - MODERATE 3 - SEVERE P - PRESENT

STUDY DAYS: 0 THROUGH 90

| ANIMAL | SEX | GROUP | CATEGORY | STUDY DAY | TIME | GRADE | OBSERVATIONS |
|---|---|---|---|---|---|---|---|
| 10469 | M | 0 MG/KG/DAY | NORMAL | 0 | 7:04 | P | NO SIGNIFICANT CLINICAL OBSERVATIONS |
| | | | | 7 | 7:07 | P | NO SIGNIFICANT CLINICAL OBSERVATIONS |
| | | | | 21 | 6:58 | P | NO SIGNIFICANT CLINICAL OBSERVATIONS |
| | | | | 28 | 7:02 | P | NO SIGNIFICANT CLINICAL OBSERVATIONS |
| | | | | 35 | 7:10 | P | NO SIGNIFICANT CLINICAL OBSERVATIONS |
| | | | | 42 | 6:50 | P | NO SIGNIFICANT CLINICAL OBSERVATIONS |
| | | | | 56 | 7:15 | P | NO SIGNIFICANT CLINICAL OBSERVATIONS |
| | | | | 63 | 7:15 | P | NO SIGNIFICANT CLINICAL OBSERVATIONS |
| | | | | 70 | 6:46 | P | NO SIGNIFICANT CLINICAL OBSERVATIONS |
| | | | | 77 | 6:56 | P | NO SIGNIFICANT CLINICAL OBSERVATIONS |
| | | | | 90 | 6:32 | P | NO SIGNIFICANT CLINICAL OBSERVATIONS |
| 10469 | M | 0 MG/KG/DAY | DISPOSITION | 90 | 6:56 | P | PRIMARY NECROPSY (DAY 90) |
| 10469 | M | 0 MG/KG/DAY | BODY/INTEGUMENT | 84 | 6:57 | P | HAIR LOSS VENTRAL NECK |
| 10469 | M | 0 MG/KG/DAY | BODY/INTEG II | 14 | 7:00 | P | SCABBING VENTRAL NECK |
| | | | | 49 | 7:05 | P | SCABBING VENTRAL NECK |
| 10475 | M | 0 MG/KG/DAY | NORMAL | 0 | 7:05 | P | NO SIGNIFICANT CLINICAL OBSERVATIONS |
| | | | | 21 | 6:59 | P | NO SIGNIFICANT CLINICAL OBSERVATIONS |
| | | | | 35 | 7:10 | P | NO SIGNIFICANT CLINICAL OBSERVATIONS |
| | | | | 42 | 6:51 | P | NO SIGNIFICANT CLINICAL OBSERVATIONS |
| | | | | 56 | 7:15 | P | NO SIGNIFICANT CLINICAL OBSERVATIONS |
| | | | | 63 | 7:15 | P | NO SIGNIFICANT CLINICAL OBSERVATIONS |
| | | | | 70 | 6:46 | P | NO SIGNIFICANT CLINICAL OBSERVATIONS |
| | | | | 77 | 6:57 | P | NO SIGNIFICANT CLINICAL OBSERVATIONS |
| | | | | 90 | 6:32 | P | NO SIGNIFICANT CLINICAL OBSERVATIONS |
| 10475 | M | 0 MG/KG/DAY | DISPOSITION | 90 | 6:56 | P | PRIMARY NECROPSY (DAY 90) |
| 10475 | M | 0 MG/KG/DAY | BODY/INTEGUMENT | 28 | 7:03 | P | HAIR LOSS FACIAL AREA |
| | | | | 49 | 7:06 | P | HAIR LOSS DORSAL NECK |
| | | | | 84 | 6:58 | P | HAIR LOSS VENTRAL NECK |
| 10475 | M | 0 MG/KG/DAY | EXCRETA | 7 | 7:08 | P | SOFT FECES |

GRADE CODE: 1 - SLIGHT 2 - MODERATE 3 - SEVERE P - PRESENT

STUDY DAYS: 0 THROUGH 90

| ANIMAL | SEX | GROUP | CATEGORY | STUDY DAY | TIME | GRADE | OBSERVATIONS |
|---|---|---|---|---|---|---|---|
| 10475 | M | 0 MG/KG/DAY | EXCRETA | 14 | 7:03 | P | SOFT FECES |
| 10475 | M | 0 MG/KG/DAY | BODY/INTEG II | 49 | 7:06 | P | SCABBING VENTRAL NECK |
| 10475 | M | 0 MG/KG/DAY | SPECIAL II | 14 | 7:03 | P | WET BROWN MATERIAL ANOGENITAL AREA |
| 10476 | M | 0 MG/KG/DAY | NORMAL | 0 | 7:06 | P | NO SIGNIFICANT CLINICAL OBSERVATIONS |
| | | | | 7 | 7:09 | P | NO SIGNIFICANT CLINICAL OBSERVATIONS |
| | | | | 14 | 7:04 | P | NO SIGNIFICANT CLINICAL OBSERVATIONS |
| | | | | 21 | 6:59 | P | NO SIGNIFICANT CLINICAL OBSERVATIONS |
| | | | | 42 | 6:51 | P | NO SIGNIFICANT CLINICAL OBSERVATIONS |
| | | | | 56 | 7:16 | P | NO SIGNIFICANT CLINICAL OBSERVATIONS |
| | | | | 63 | 7:16 | P | NO SIGNIFICANT CLINICAL OBSERVATIONS |
| | | | | 70 | 6:47 | P | NO SIGNIFICANT CLINICAL OBSERVATIONS |
| | | | | 90 | 6:32 | P | NO SIGNIFICANT CLINICAL OBSERVATIONS |
| 10476 | M | 0 MG/KG/DAY | DISPOSITION | 90 | 6:56 | P | PRIMARY NECROPSY (DAY 90) |
| 10476 | M | 0 MG/KG/DAY | BODY/INTEGUMENT | 77 | 6:58 | P | HAIR LOSS VENTRAL NECK |
| | | | | 84 | 6:59 | P | HAIR LOSS VENTRAL NECK |
| 10476 | M | 0 MG/KG/DAY | BODY/INTEG II | 28 | 7:04 | P | SCABBING RIGHT LATERAL NECK |
| | | | | 35 | 7:11 | P | SCABBING RIGHT LATERAL NECK |
| | | | | 49 | 7:07 | P | SCABBING VENTRAL NECK |
| 10425 | M | 5 MG/KG/DAY | NORMAL | 0 | 7:15 | P | NO SIGNIFICANT CLINICAL OBSERVATIONS |
| | | | | 7 | 7:22 | P | NO SIGNIFICANT CLINICAL OBSERVATIONS |
| | | | | 14 | 7:13 | P | NO SIGNIFICANT CLINICAL OBSERVATIONS |
| | | | | 21 | 7:08 | P | NO SIGNIFICANT CLINICAL OBSERVATIONS |
| | | | | 28 | 7:17 | P | NO SIGNIFICANT CLINICAL OBSERVATIONS |
| | | | | 35 | 7:20 | P | NO SIGNIFICANT CLINICAL OBSERVATIONS |
| | | | | 42 | 7:03 | P | NO SIGNIFICANT CLINICAL OBSERVATIONS |
| | | | | 56 | 7:25 | P | NO SIGNIFICANT CLINICAL OBSERVATIONS |
| 10425 | M | 5 MG/KG/DAY | DISPOSITION | 89 | 7:40 | P | PRIMARY NECROPSY (DAY 89) |
| 10425 | M | 5 MG/KG/DAY | BODY/INTEGUMENT | 63 | 7:29 | P | MOIST ALOPECIA VENTRAL NECK |
| | | | | 70 | 6:57 | P | MOIST ALOPECIA VENTRAL NECK |

GRADE CODE: 1 - SLIGHT 2 - MODERATE 3 - SEVERE P - PRESENT

STUDY DAYS: 0 THROUGH 90

| ANIMAL | SEX | GROUP | CATEGORY | STUDY DAY | TIME | GRADE | OBSERVATIONS |
|---|---|---|---|---|---|---|---|
| 10425 | M | 5 MG/KG/DAY | BODY/INTEGUMENT | 84 | 7:07 | P | HAIR LOSS VENTRAL NECK |
| 10425 | M | 5 MG/KG/DAY | BODY/INTEG II | 49 | 7:16 | P | SCABBING VENTRAL NECK |
| | | | | 77 | 7:10 | P | SCABBING VENTRAL NECK |
| | | | | 89 | 7:14 | P | SCABBING VENTRAL NECK |
| 10426 | M | 5 MG/KG/DAY | NORMAL | 0 | 7:16 | P | NO SIGNIFICANT CLINICAL OBSERVATIONS |
| | | | | 7 | 7:23 | P | NO SIGNIFICANT CLINICAL OBSERVATIONS |
| | | | | 14 | 7:14 | P | NO SIGNIFICANT CLINICAL OBSERVATIONS |
| | | | | 28 | 7:18 | P | NO SIGNIFICANT CLINICAL OBSERVATIONS |
| | | | | 35 | 7:20 | P | NO SIGNIFICANT CLINICAL OBSERVATIONS |
| | | | | 42 | 7:04 | P | NO SIGNIFICANT CLINICAL OBSERVATIONS |
| | | | | 56 | 7:25 | P | NO SIGNIFICANT CLINICAL OBSERVATIONS |
| 10426 | M | 5 MG/KG/DAY | DISPOSITION | 89 | 7:40 | P | PRIMARY NECROPSY (DAY 89) |
| 10426 | M | 5 MG/KG/DAY | BODY/INTEGUMENT | 21 | 7:09 | P | HAIR LOSS LEFT LATERAL NECK |
| | | | | 21 | 7:09 | P | HAIR LOSS RIGHT LATERAL NECK |
| | | | | 63 | 7:32 | P | MOIST ALOPECIA VENTRAL NECK |
| | | | | 70 | 6:58 | P | MOIST ALOPECIA VENTRAL NECK |
| | | | | 77 | 7:11 | P | MOIST ALOPECIA VENTRAL NECK |
| | | | | 84 | 7:08 | P | HAIR LOSS VENTRAL NECK |
| 10426 | M | 5 MG/KG/DAY | BODY/INTEG II | 49 | 7:17 | P | SCABBING VENTRAL NECK |
| | | | | 89 | 7:14 | P | SCABBING VENTRAL NECK |
| 10435 | M | 5 MG/KG/DAY | NORMAL | 14 | 7:14 | P | NO SIGNIFICANT CLINICAL OBSERVATIONS |
| | | | | 21 | 7:10 | P | NO SIGNIFICANT CLINICAL OBSERVATIONS |
| | | | | 28 | 7:19 | P | NO SIGNIFICANT CLINICAL OBSERVATIONS |
| | | | | 35 | 7:21 | P | NO SIGNIFICANT CLINICAL OBSERVATIONS |
| | | | | 42 | 7:04 | P | NO SIGNIFICANT CLINICAL OBSERVATIONS |
| | | | | 49 | 7:17 | P | NO SIGNIFICANT CLINICAL OBSERVATIONS |
| | | | | 56 | 7:26 | P | NO SIGNIFICANT CLINICAL OBSERVATIONS |
| | | | | 63 | 7:33 | P | NO SIGNIFICANT CLINICAL OBSERVATIONS |
| | | | | 70 | 6:59 | P | NO SIGNIFICANT CLINICAL OBSERVATIONS |

GRADE CODE: 1 - SLIGHT 2 - MODERATE 3 - SEVERE P - PRESENT

STUDY DAYS: 0 THROUGH 90

| ANIMAL | SEX | GROUP | CATEGORY | STUDY DAY | TIME | GRADE | OBSERVATIONS |
|---|---|---|---|---|---|---|---|
| 10435 | M | 5 MG/KG/DAY | NORMAL | 77 | 7:12 | P | NO SIGNIFICANT CLINICAL OBSERVATIONS |
| 10435 | M | 5 MG/KG/DAY | DISPOSITION | 89 | 7:40 | P | PRIMARY NECROPSY (DAY 89) |
| 10435 | M | 5 MG/KG/DAY | BODY/INTEGUMENT | 84 | 7:09 | P | HAIR LOSS VENTRAL NECK |
| 10435 | M | 5 MG/KG/DAY | EYES/EARS/NOSE | 0 | 7:17 | P | DRIED RED MATERIAL AROUND NOSE |
| | | | | 7 | 7:23 | P | DRIED RED MATERIAL AROUND NOSE |
| 10435 | M | 5 MG/KG/DAY | BODY/INTEG II | 89 | 7:15 | P | SCABBING VENTRAL NECK |
| 10436 | M | 5 MG/KG/DAY | NORMAL | 0 | 7:18 | P | NO SIGNIFICANT CLINICAL OBSERVATIONS |
| | | | | 7 | 7:24 | P | NO SIGNIFICANT CLINICAL OBSERVATIONS |
| | | | | 14 | 7:15 | P | NO SIGNIFICANT CLINICAL OBSERVATIONS |
| | | | | 28 | 7:20 | P | NO SIGNIFICANT CLINICAL OBSERVATIONS |
| | | | | 35 | 7:22 | P | NO SIGNIFICANT CLINICAL OBSERVATIONS |
| | | | | 42 | 7:05 | P | NO SIGNIFICANT CLINICAL OBSERVATIONS |
| | | | | 49 | 7:18 | P | NO SIGNIFICANT CLINICAL OBSERVATIONS |
| | | | | 56 | 7:27 | P | NO SIGNIFICANT CLINICAL OBSERVATIONS |
| | | | | 63 | 7:33 | P | NO SIGNIFICANT CLINICAL OBSERVATIONS |
| | | | | 70 | 6:59 | P | NO SIGNIFICANT CLINICAL OBSERVATIONS |
| | | | | 77 | 7:13 | P | NO SIGNIFICANT CLINICAL OBSERVATIONS |
| 10436 | M | 5 MG/KG/DAY | DISPOSITION | 89 | 7:40 | P | PRIMARY NECROPSY (DAY 89) |
| 10436 | M | 5 MG/KG/DAY | BODY/INTEGUMENT | 89 | 7:15 | P | HAIR LOSS VENTRAL NECK |
| 10436 | M | 5 MG/KG/DAY | EYES/EARS/NOSE | 21 | 7:11 | P | DRIED RED MATERIAL AROUND LEFT EYE |
| 10436 | M | 5 MG/KG/DAY | BODY/INTEG II | 84 | 7:10 | P | SCABBING VENTRAL NECK |
| 10446 | M | 5 MG/KG/DAY | NORMAL | 0 | 7:18 | P | NO SIGNIFICANT CLINICAL OBSERVATIONS |
| | | | | 7 | 7:25 | P | NO SIGNIFICANT CLINICAL OBSERVATIONS |
| | | | | 14 | 7:15 | P | NO SIGNIFICANT CLINICAL OBSERVATIONS |
| | | | | 21 | 7:12 | P | NO SIGNIFICANT CLINICAL OBSERVATIONS |
| | | | | 28 | 7:21 | P | NO SIGNIFICANT CLINICAL OBSERVATIONS |
| | | | | 35 | 7:22 | P | NO SIGNIFICANT CLINICAL OBSERVATIONS |
| | | | | 42 | 7:06 | P | NO SIGNIFICANT CLINICAL OBSERVATIONS |
| | | | | 49 | 7:19 | P | NO SIGNIFICANT CLINICAL OBSERVATIONS |

GRADE CODE: 1 - SLIGHT 2 - MODERATE 3 - SEVERE P - PRESENT

STUDY DAYS: 0 THROUGH 90

| ANIMAL | SEX | GROUP | CATEGORY | STUDY DAY | TIME | GRADE | OBSERVATIONS |
|---|---|---|---|---|---|---|---|
| 10446 | M | 5 MG/KG/DAY | NORMAL | 56 | 7:27 | P | NO SIGNIFICANT CLINICAL OBSERVATIONS |
| | | | | 63 | 7:34 | P | NO SIGNIFICANT CLINICAL OBSERVATIONS |
| | | | | 70 | 7:00 | P | NO SIGNIFICANT CLINICAL OBSERVATIONS |
| | | | | 77 | 7:14 | P | NO SIGNIFICANT CLINICAL OBSERVATIONS |
| | | | | 84 | 7:11 | P | NO SIGNIFICANT CLINICAL OBSERVATIONS |
| | | | | 89 | 7:15 | P | NO SIGNIFICANT CLINICAL OBSERVATIONS |
| 10446 | M | 5 MG/KG/DAY | DISPOSITION | 89 | 7:40 | P | PRIMARY NECROPSY (DAY 89) |
| 10449 | M | 5 MG/KG/DAY | NORMAL | 0 | 7:19 | P | NO SIGNIFICANT CLINICAL OBSERVATIONS |
| | | | | 7 | 7:25 | P | NO SIGNIFICANT CLINICAL OBSERVATIONS |
| | | | | 42 | 7:07 | P | NO SIGNIFICANT CLINICAL OBSERVATIONS |
| | | | | 77 | 7:14 | P | NO SIGNIFICANT CLINICAL OBSERVATIONS |
| 10449 | M | 5 MG/KG/DAY | DISPOSITION | 90 | 6:57 | P | PRIMARY NECROPSY (DAY 90) |
| 10449 | M | 5 MG/KG/DAY | BODY/INTEGUMENT | 21 | 7:12 | P | HAIR LOSS VENTRAL NECK |
| | | | | 63 | 7:35 | P | HAIR LOSS VENTRAL NECK |
| | | | | 70 | 7:00 | P | HAIR LOSS VENTRAL NECK |
| | | | | 84 | 7:11 | P | HAIR LOSS VENTRAL NECK |
| | | | | 90 | 6:34 | P | HAIR LOSS VENTRAL NECK |
| 10449 | M | 5 MG/KG/DAY | BODY/INTEG II | 14 | 7:16 | P | SCABBING RIGHT LATERAL NECK |
| | | | | 28 | 7:22 | P | SCABBING LEFT LATERAL NECK |
| | | | | 35 | 7:23 | P | SCABBING DORSAL NECK |
| | | | | 49 | 7:19 | P | SCABBING VENTRAL NECK |
| | | | | 56 | 7:28 | P | SCABBING RIGHT LATERAL NECK |
| | | | | 90 | 6:33 | P | SCABBING VENTRAL NECK |
| 10453 | M | 5 MG/KG/DAY | NORMAL | 7 | 7:26 | P | NO SIGNIFICANT CLINICAL OBSERVATIONS |
| | | | | 14 | 7:17 | P | NO SIGNIFICANT CLINICAL OBSERVATIONS |
| | | | | 21 | 7:13 | P | NO SIGNIFICANT CLINICAL OBSERVATIONS |
| | | | | 28 | 7:23 | P | NO SIGNIFICANT CLINICAL OBSERVATIONS |
| | | | | 35 | 7:23 | P | NO SIGNIFICANT CLINICAL OBSERVATIONS |
| | | | | 42 | 7:08 | P | NO SIGNIFICANT CLINICAL OBSERVATIONS |

GRADE CODE: 1 - SLIGHT 2 - MODERATE 3 - SEVERE P - PRESENT

STUDY DAYS: 0 THROUGH 90

| ANIMAL | SEX | GROUP | CATEGORY | STUDY DAY | TIME | GRADE | OBSERVATIONS |
|---|---|---|---|---|---|---|---|
| 10453 | M | 5 MG/KG/DAY | NORMAL | 49 | 7:20 | P | NO SIGNIFICANT CLINICAL OBSERVATIONS |
| | | | | 56 | 7:28 | P | NO SIGNIFICANT CLINICAL OBSERVATIONS |
| | | | | 63 | 7:35 | P | NO SIGNIFICANT CLINICAL OBSERVATIONS |
| | | | | 70 | 7:01 | P | NO SIGNIFICANT CLINICAL OBSERVATIONS |
| | | | | 77 | 7:15 | P | NO SIGNIFICANT CLINICAL OBSERVATIONS |
| | | | | 90 | 6:34 | P | NO SIGNIFICANT CLINICAL OBSERVATIONS |
| 10453 | M | 5 MG/KG/DAY | DISPOSITION | 90 | 6:57 | P | PRIMARY NECROPSY (DAY 90) |
| 10453 | M | 5 MG/KG/DAY | BODY/INTEGUMENT | 84 | 7:12 | P | HAIR LOSS VENTRAL NECK |
| 10453 | M | 5 MG/KG/DAY | BODY/INTEG II | 0 | 7:20 | P | SCABBING DORSAL HEAD |
| | | | | 84 | 7:12 | P | SCABBING RIGHT LATERAL NECK |
| 10465 | M | 5 MG/KG/DAY | NORMAL | 0 | 7:21 | P | NO SIGNIFICANT CLINICAL OBSERVATIONS |
| | | | | 7 | 7:26 | P | NO SIGNIFICANT CLINICAL OBSERVATIONS |
| | | | | 14 | 7:18 | P | NO SIGNIFICANT CLINICAL OBSERVATIONS |
| | | | | 21 | 7:14 | P | NO SIGNIFICANT CLINICAL OBSERVATIONS |
| | | | | 28 | 7:24 | P | NO SIGNIFICANT CLINICAL OBSERVATIONS |
| | | | | 35 | 7:24 | P | NO SIGNIFICANT CLINICAL OBSERVATIONS |
| | | | | 42 | 7:08 | P | NO SIGNIFICANT CLINICAL OBSERVATIONS |
| | | | | 49 | 7:21 | P | NO SIGNIFICANT CLINICAL OBSERVATIONS |
| | | | | 56 | 7:29 | P | NO SIGNIFICANT CLINICAL OBSERVATIONS |
| | | | | 70 | 7:01 | P | NO SIGNIFICANT CLINICAL OBSERVATIONS |
| | | | | 77 | 7:16 | P | NO SIGNIFICANT CLINICAL OBSERVATIONS |
| | | | | 90 | 6:34 | P | NO SIGNIFICANT CLINICAL OBSERVATIONS |
| 10465 | M | 5 MG/KG/DAY | DISPOSITION | 90 | 6:57 | P | PRIMARY NECROPSY (DAY 90) |
| 10465 | M | 5 MG/KG/DAY | BODY/INTEGUMENT | 84 | 7:14 | P | HAIR LOSS VENTRAL NECK |
| 10465 | M | 5 MG/KG/DAY | BODY/INTEG II | 63 | 7:36 | P | SCABBING VENTRAL NECK |
| 10470 | M | 5 MG/KG/DAY | NORMAL | 0 | 7:22 | P | NO SIGNIFICANT CLINICAL OBSERVATIONS |
| | | | | 7 | 7:27 | P | NO SIGNIFICANT CLINICAL OBSERVATIONS |
| | | | | 14 | 7:19 | P | NO SIGNIFICANT CLINICAL OBSERVATIONS |
| | | | | 21 | 7:15 | P | NO SIGNIFICANT CLINICAL OBSERVATIONS |

GRADE CODE: 1 - SLIGHT 2 - MODERATE 3 - SEVERE P - PRESENT

TABLE A2 (DETAILED PHYSICAL EXAMINATIONS/DISPOSITIONS)
A 90-DAY DERMAL STUDY UTILIZING CLARIFIED OILS IN RATS
INDIVIDUAL CLINICAL OBSERVATIONS



STUDY DAYS: 0 THROUGH 90

| ANIMAL | SEX | GROUP | CATEGORY | STUDY DAY | TIME | GRADE | OBSERVATIONS |
|---|---|---|---|---|---|---|---|
| 10470 | M | 5 MG/KG/DAY | NORMAL | 35 | 7:25 | P | NO SIGNIFICANT CLINICAL OBSERVATIONS |
| | | | | 42 | 7:09 | P | NO SIGNIFICANT CLINICAL OBSERVATIONS |
| | | | | 56 | 7:30 | P | NO SIGNIFICANT CLINICAL OBSERVATIONS |
| | | | | 63 | 7:37 | P | NO SIGNIFICANT CLINICAL OBSERVATIONS |
| | | | | 70 | 7:02 | P | NO SIGNIFICANT CLINICAL OBSERVATIONS |
| | | | | 77 | 7:17 | P | NO SIGNIFICANT CLINICAL OBSERVATIONS |
| | | | | 84 | 7:14 | P | NO SIGNIFICANT CLINICAL OBSERVATIONS |
| | | | | 90 | 6:34 | P | NO SIGNIFICANT CLINICAL OBSERVATIONS |
| 10470 | M | 5 MG/KG/DAY | DISPOSITION | 90 | 6:57 | P | PRIMARY NECROPSY (DAY 90) |
| 10470 | M | 5 MG/KG/DAY | BODY/INTEGUMENT | 28 | 7:25 | P | HAIR LOSS FACIAL AREA |
| | | | | 49 | 7:21 | P | HAIR LOSS VENTRAL NECK |
| 10474 | M | 5 MG/KG/DAY | NORMAL | 0 | 7:22 | P | NO SIGNIFICANT CLINICAL OBSERVATIONS |
| | | | | 7 | 7:28 | P | NO SIGNIFICANT CLINICAL OBSERVATIONS |
| | | | | 14 | 7:20 | P | NO SIGNIFICANT CLINICAL OBSERVATIONS |
| | | | | 21 | 7:16 | P | NO SIGNIFICANT CLINICAL OBSERVATIONS |
| | | | | 28 | 7:26 | P | NO SIGNIFICANT CLINICAL OBSERVATIONS |
| | | | | 35 | 7:25 | P | NO SIGNIFICANT CLINICAL OBSERVATIONS |
| | | | | 42 | 7:10 | P | NO SIGNIFICANT CLINICAL OBSERVATIONS |
| | | | | 56 | 7:30 | P | NO SIGNIFICANT CLINICAL OBSERVATIONS |
| | | | | 63 | 7:37 | P | NO SIGNIFICANT CLINICAL OBSERVATIONS |
| | | | | 70 | 7:03 | P | NO SIGNIFICANT CLINICAL OBSERVATIONS |
| | | | | 77 | 7:18 | P | NO SIGNIFICANT CLINICAL OBSERVATIONS |
| | | | | 90 | 6:34 | P | NO SIGNIFICANT CLINICAL OBSERVATIONS |
| 10474 | M | 5 MG/KG/DAY | DISPOSITION | 90 | 6:57 | P | PRIMARY NECROPSY (DAY 90) |
| 10474 | M | 5 MG/KG/DAY | BODY/INTEGUMENT | 84 | 7:15 | P | HAIR LOSS VENTRAL NECK |
| 10474 | M | 5 MG/KG/DAY | BODY/INTEG II | 49 | 7:22 | P | SCABBING VENTRAL NECK |
| 10429 | M | 25 MG/KG/DAY | NORMAL | 0 | 7:32 | P | NO SIGNIFICANT CLINICAL OBSERVATIONS |
| | | | | 7 | 7:37 | P | NO SIGNIFICANT CLINICAL OBSERVATIONS |
| | | | | 14 | 7:29 | P | NO SIGNIFICANT CLINICAL OBSERVATIONS |

GRADE CODE: 1 - SLIGHT 2 - MODERATE 3 - SEVERE P - PRESENT

STUDY DAYS: 0 THROUGH 90

| ANIMAL | SEX | GROUP | CATEGORY | STUDY DAY | TIME | GRADE | OBSERVATIONS |
|---|---|---|---|---|---|---|---|
| 10429 | M | 25 MG/KG/DAY | NORMAL | 21 | 7:24 | P | NO SIGNIFICANT CLINICAL OBSERVATIONS |
| | | | | 28 | 7:38 | P | NO SIGNIFICANT CLINICAL OBSERVATIONS |
| | | | | 35 | 7:34 | P | NO SIGNIFICANT CLINICAL OBSERVATIONS |
| 10429 | M | 25 MG/KG/DAY | DISPOSITION | 89 | 7:41 | P | PRIMARY NECROPSY (DAY 89) |
| 10429 | M | 25 MG/KG/DAY | BODY/INTEGUMENT | 42 | 7:19 | P | HAIR LOSS FORELIMB(S) |
| | | | | 49 | 7:31 | P | HAIR LOSS FORELIMB(S) |
| | | | | 56 | 7:39 | P | HAIR LOSS FORELIMB(S) |
| | | | | 63 | 7:49 | P | HAIR LOSS FORELIMB(S) |
| | | | | 70 | 7:10 | P | HAIR LOSS FORELIMB(S) |
| | | | | 77 | 7:27 | P | HAIR LOSS FORELIMB(S) |
| | | | | 84 | 7:23 | P | HAIR LOSS VENTRAL NECK |
| | | | | 84 | 7:24 | P | HAIR LOSS FORELIMB(S) |
| | | | | 89 | 7:17 | P | HAIR LOSS FORELIMB(S) |
| 10441 | M | 25 MG/KG/DAY | NORMAL | 0 | 7:32 | P | NO SIGNIFICANT CLINICAL OBSERVATIONS |
| | | | | 7 | 7:38 | P | NO SIGNIFICANT CLINICAL OBSERVATIONS |
| | | | | 14 | 7:30 | P | NO SIGNIFICANT CLINICAL OBSERVATIONS |
| | | | | 21 | 7:25 | P | NO SIGNIFICANT CLINICAL OBSERVATIONS |
| | | | | 35 | 7:35 | P | NO SIGNIFICANT CLINICAL OBSERVATIONS |
| | | | | 42 | 7:20 | P | NO SIGNIFICANT CLINICAL OBSERVATIONS |
| | | | | 56 | 7:39 | P | NO SIGNIFICANT CLINICAL OBSERVATIONS |
| | | | | 63 | 7:50 | P | NO SIGNIFICANT CLINICAL OBSERVATIONS |
| | | | | 70 | 7:11 | P | NO SIGNIFICANT CLINICAL OBSERVATIONS |
| | | | | 77 | 7:28 | P | NO SIGNIFICANT CLINICAL OBSERVATIONS |
| | | | | 84 | 7:24 | P | NO SIGNIFICANT CLINICAL OBSERVATIONS |
| | | | | 89 | 7:17 | P | NO SIGNIFICANT CLINICAL OBSERVATIONS |
| 10441 | M | 25 MG/KG/DAY | DISPOSITION | 89 | 7:41 | P | PRIMARY NECROPSY (DAY 89) |
| 10441 | M | 25 MG/KG/DAY | EYES/EARS/NOSE | 28 | 7:39 | P | DRIED RED MATERIAL AROUND RIGHT EYE |
| 10441 | M | 25 MG/KG/DAY | BODY/INTEG II | 49 | 7:32 | P | SCABBING VENTRAL NECK |
| 10442 | M | 25 MG/KG/DAY | NORMAL | 0 | 7:33 | P | NO SIGNIFICANT CLINICAL OBSERVATIONS |

GRADE CODE: 1 - SLIGHT 2 - MODERATE 3 - SEVERE P - PRESENT

STUDY DAYS: 0 THROUGH 90

| ANIMAL | SEX | GROUP | CATEGORY | STUDY DAY | TIME | GRADE | OBSERVATIONS |
|---|---|---|---|---|---|---|---|
| 10442 | M | 25 MG/KG/DAY | NORMAL | 7 | 7:38 | P | NO SIGNIFICANT CLINICAL OBSERVATIONS |
| | | | | 21 | 7:25 | P | NO SIGNIFICANT CLINICAL OBSERVATIONS |
| | | | | 35 | 7:36 | P | NO SIGNIFICANT CLINICAL OBSERVATIONS |
| | | | | 42 | 7:21 | P | NO SIGNIFICANT CLINICAL OBSERVATIONS |
| | | | | 56 | 7:40 | P | NO SIGNIFICANT CLINICAL OBSERVATIONS |
| | | | | 77 | 7:29 | P | NO SIGNIFICANT CLINICAL OBSERVATIONS |
| 10442 | M | 25 MG/KG/DAY | DISPOSITION | 89 | 7:41 | P | PRIMARY NECROPSY (DAY 89) |
| 10442 | M | 25 MG/KG/DAY | BODY/INTEGUMENT | 28 | 7:40 | P | HAIR LOSS DORSAL NECK |
| | | | | 49 | 7:33 | P | HAIR LOSS DORSAL NECK |
| | | | | 63 | 7:51 | P | HAIR LOSS DORSAL NECK |
| | | | | 70 | 7:11 | P | HAIR LOSS DORSAL NECK |
| | | | | 70 | 7:11 | P | HAIR LOSS VENTRAL NECK |
| | | | | 84 | 7:25 | P | HAIR LOSS DORSAL NECK |
| | | | | 84 | 7:25 | P | HAIR LOSS VENTRAL NECK |
| 10442 | M | 25 MG/KG/DAY | EYES/EARS/NOSE | 89 | 7:18 | P | DRIED RED MATERIAL AROUND NOSE |
| 10442 | M | 25 MG/KG/DAY | EXCRETA | 14 | 7:31 | P | SOFT FECES |
| 10442 | M | 25 MG/KG/DAY | SPECIAL II | 14 | 7:31 | P | WET BROWN MATERIAL ANOGENITAL AREA |
| 10455 | M | 25 MG/KG/DAY | NORMAL | 0 | 7:34 | P | NO SIGNIFICANT CLINICAL OBSERVATIONS |
| | | | | 7 | 7:39 | P | NO SIGNIFICANT CLINICAL OBSERVATIONS |
| | | | | 14 | 7:32 | P | NO SIGNIFICANT CLINICAL OBSERVATIONS |
| | | | | 28 | 7:41 | P | NO SIGNIFICANT CLINICAL OBSERVATIONS |
| | | | | 35 | 7:37 | P | NO SIGNIFICANT CLINICAL OBSERVATIONS |
| | | | | 42 | 7:21 | P | NO SIGNIFICANT CLINICAL OBSERVATIONS |
| | | | | 49 | 7:33 | P | NO SIGNIFICANT CLINICAL OBSERVATIONS |
| | | | | 56 | 7:41 | P | NO SIGNIFICANT CLINICAL OBSERVATIONS |
| | | | | 70 | 7:12 | P | NO SIGNIFICANT CLINICAL OBSERVATIONS |
| | | | | 77 | 7:30 | P | NO SIGNIFICANT CLINICAL OBSERVATIONS |
| 10455 | M | 25 MG/KG/DAY | DISPOSITION | 89 | 7:41 | P | PRIMARY NECROPSY (DAY 89) |
| 10455 | M | 25 MG/KG/DAY | BODY/INTEGUMENT | 21 | 7:26 | P | HAIR LOSS DORSAL NECK |

GRADE CODE: 1 - SLIGHT 2 - MODERATE 3 - SEVERE P - PRESENT

STUDY DAYS: 0 THROUGH 90

| ANIMAL | SEX | GROUP | CATEGORY | STUDY DAY | TIME | GRADE | OBSERVATIONS |
|---|---|---|---|---|---|---|---|
| 10455 | M | 25 MG/KG/DAY | BODY/INTEGUMENT | 21 | 7:26 | P | HAIR LOSS VENTRAL NECK |
| | | | | 63 | 7:52 | P | HAIR LOSS FORELIMB(S) |
| | | | | 84 | 7:26 | P | HAIR LOSS VENTRAL NECK |
| 10455 | M | 25 MG/KG/DAY | BODY/INTEG II | 89 | 7:18 | P | SCABBING VENTRAL NECK |
| 10458 | M | 25 MG/KG/DAY | NORMAL | 0 | 7:34 | P | NO SIGNIFICANT CLINICAL OBSERVATIONS |
| | | | | 7 | 7:40 | P | NO SIGNIFICANT CLINICAL OBSERVATIONS |
| | | | | 14 | 7:32 | P | NO SIGNIFICANT CLINICAL OBSERVATIONS |
| | | | | 21 | 7:27 | P | NO SIGNIFICANT CLINICAL OBSERVATIONS |
| | | | | 35 | 7:38 | P | NO SIGNIFICANT CLINICAL OBSERVATIONS |
| | | | | 42 | 7:22 | P | NO SIGNIFICANT CLINICAL OBSERVATIONS |
| 10458 | M | 25 MG/KG/DAY | DISPOSITION | 89 | 7:41 | P | PRIMARY NECROPSY (DAY 89) |
| 10458 | M | 25 MG/KG/DAY | BODY/INTEGUMENT | 28 | 7:42 | P | HAIR LOSS FORELIMB(S) |
| | | | | 49 | 7:34 | P | HAIR LOSS FORELIMB(S) |
| | | | | 56 | 7:42 | P | HAIR LOSS FORELIMB(S) |
| | | | | 63 | 7:52 | P | HAIR LOSS FORELIMB(S) |
| | | | | 63 | 7:52 | P | HAIR LOSS VENTRAL NECK |
| | | | | 70 | 7:14 | P | HAIR LOSS FORELIMB(S) |
| | | | | 70 | 7:14 | P | HAIR LOSS HINDLIMB(S) |
| | | | | 70 | 7:14 | P | HAIR LOSS VENTRAL NECK |
| | | | | 77 | 7:31 | P | HAIR LOSS FORELIMB(S) |
| | | | | 84 | 7:27 | P | HAIR LOSS FORELIMB(S) |
| | | | | 84 | 7:27 | P | HAIR LOSS VENTRAL NECK |
| | | | | 89 | 7:18 | P | HAIR LOSS FORELIMB(S) |
| | | | | 89 | 7:19 | P | HAIR LOSS HINDLIMB(S) |
| 10458 | M | 25 MG/KG/DAY | BODY/INTEG II | 49 | 7:34 | P | SCABBING VENTRAL NECK |
| | | | | 89 | 7:19 | P | SCABBING VENTRAL NECK |
| 10463 | M | 25 MG/KG/DAY | NORMAL | 0 | 7:35 | P | NO SIGNIFICANT CLINICAL OBSERVATIONS |
| | | | | 7 | 7:41 | P | NO SIGNIFICANT CLINICAL OBSERVATIONS |
| | | | | 14 | 7:33 | P | NO SIGNIFICANT CLINICAL OBSERVATIONS |

GRADE CODE: 1 - SLIGHT 2 - MODERATE 3 - SEVERE P - PRESENT

STUDY DAYS: 0 THROUGH 90

| ANIMAL | SEX | GROUP | CATEGORY | STUDY DAY | TIME | GRADE | OBSERVATIONS |
|---|---|---|---|---|---|---|---|
| 10463 | M | 25 MG/KG/DAY | NORMAL | 35 | 7:38 | P | NO SIGNIFICANT CLINICAL OBSERVATIONS |
| | | | | 56 | 7:43 | P | NO SIGNIFICANT CLINICAL OBSERVATIONS |
| | | | | 63 | 7:53 | P | NO SIGNIFICANT CLINICAL OBSERVATIONS |
| | | | | 70 | 7:15 | P | NO SIGNIFICANT CLINICAL OBSERVATIONS |
| | | | | 77 | 7:32 | P | NO SIGNIFICANT CLINICAL OBSERVATIONS |
| | | | | 90 | 6:35 | P | NO SIGNIFICANT CLINICAL OBSERVATIONS |
| 10463 | M | 25 MG/KG/DAY | DISPOSITION | 90 | 6:58 | P | PRIMARY NECROPSY (DAY 90) |
| 10463 | M | 25 MG/KG/DAY | BODY/INTEGUMENT | 49 | 7:35 | P | HAIR LOSS DORSAL NECK |
| | | | | 49 | 7:35 | P | HAIR LOSS VENTRAL NECK |
| | | | | 84 | 7:27 | P | HAIR LOSS DORSAL NECK |
| | | | | 84 | 7:27 | P | HAIR LOSS VENTRAL NECK |
| 10463 | M | 25 MG/KG/DAY | BODY/INTEG II | 21 | 7:28 | P | SCABBING RIGHT LATERAL NECK |
| | | | | 21 | 7:28 | P | SCABBING LEFT LATERAL NECK |
| | | | | 28 | 7:43 | P | SCABBING LEFT LATERAL NECK |
| | | | | 42 | 7:23 | P | SCABBING RIGHT LATERAL NECK |
| 10464 | M | 25 MG/KG/DAY | NORMAL | 0 | 7:36 | P | NO SIGNIFICANT CLINICAL OBSERVATIONS |
| | | | | 7 | 7:41 | P | NO SIGNIFICANT CLINICAL OBSERVATIONS |
| | | | | 14 | 7:34 | P | NO SIGNIFICANT CLINICAL OBSERVATIONS |
| | | | | 35 | 7:39 | P | NO SIGNIFICANT CLINICAL OBSERVATIONS |
| | | | | 42 | 7:28 | P | NO SIGNIFICANT CLINICAL OBSERVATIONS |
| | | | | 49 | 7:36 | P | NO SIGNIFICANT CLINICAL OBSERVATIONS |
| | | | | 56 | 7:44 | P | NO SIGNIFICANT CLINICAL OBSERVATIONS |
| | | | | 63 | 7:54 | P | NO SIGNIFICANT CLINICAL OBSERVATIONS |
| | | | | 70 | 7:16 | P | NO SIGNIFICANT CLINICAL OBSERVATIONS |
| | | | | 77 | 7:34 | P | NO SIGNIFICANT CLINICAL OBSERVATIONS |
| | | | | 90 | 6:36 | P | NO SIGNIFICANT CLINICAL OBSERVATIONS |
| 10464 | M | 25 MG/KG/DAY | DISPOSITION | 90 | 6:58 | P | PRIMARY NECROPSY (DAY 90) |
| 10464 | M | 25 MG/KG/DAY | BODY/INTEGUMENT | 21 | 7:28 | P | HAIR LOSS DORSAL NECK |
| | | | | 28 | 7:44 | P | HAIR LOSS FORELIMB(S) |

GRADE CODE: 1 - SLIGHT 2 - MODERATE 3 - SEVERE P - PRESENT

STUDY DAYS: 0 THROUGH 90

| ANIMAL | SEX | GROUP | CATEGORY | STUDY DAY | TIME | GRADE | OBSERVATIONS |
|---|---|---|---|---|---|---|---|
| 10464 | M | 25 MG/KG/DAY | BODY/INTEGUMENT | 84 | 7:28 | P | HAIR LOSS VENTRAL NECK |
| 10466 | M | 25 MG/KG/DAY | NORMAL | 0 | 7:36 | P | NO SIGNIFICANT CLINICAL OBSERVATIONS |
| | | | | 7 | 7:42 | P | NO SIGNIFICANT CLINICAL OBSERVATIONS |
| | | | | 14 | 7:35 | P | NO SIGNIFICANT CLINICAL OBSERVATIONS |
| | | | | 21 | 7:30 | P | NO SIGNIFICANT CLINICAL OBSERVATIONS |
| | | | | 28 | 7:45 | P | NO SIGNIFICANT CLINICAL OBSERVATIONS |
| | | | | 35 | 7:39 | P | NO SIGNIFICANT CLINICAL OBSERVATIONS |
| | | | | 42 | 7:29 | P | NO SIGNIFICANT CLINICAL OBSERVATIONS |
| | | | | 49 | 7:36 | P | NO SIGNIFICANT CLINICAL OBSERVATIONS |
| | | | | 56 | 7:45 | P | NO SIGNIFICANT CLINICAL OBSERVATIONS |
| | | | | 63 | 7:55 | P | NO SIGNIFICANT CLINICAL OBSERVATIONS |
| | | | | 70 | 7:16 | P | NO SIGNIFICANT CLINICAL OBSERVATIONS |
| | | | | 77 | 7:35 | P | NO SIGNIFICANT CLINICAL OBSERVATIONS |
| | | | | 84 | 7:29 | P | NO SIGNIFICANT CLINICAL OBSERVATIONS |
| 10466 | M | 25 MG/KG/DAY | DISPOSITION | 90 | 6:58 | P | PRIMARY NECROPSY (DAY 90) |
| 10466 | M | 25 MG/KG/DAY | BODY/INTEG II | 90 | 6:36 | P | SCABBING VENTRAL NECK |
| 10471 | M | 25 MG/KG/DAY | NORMAL | 0 | 7:37 | P | NO SIGNIFICANT CLINICAL OBSERVATIONS |
| | | | | 28 | 7:46 | P | NO SIGNIFICANT CLINICAL OBSERVATIONS |
| | | | | 35 | 7:40 | P | NO SIGNIFICANT CLINICAL OBSERVATIONS |
| | | | | 42 | 7:29 | P | NO SIGNIFICANT CLINICAL OBSERVATIONS |
| | | | | 56 | 7:45 | P | NO SIGNIFICANT CLINICAL OBSERVATIONS |
| | | | | 63 | 7:55 | P | NO SIGNIFICANT CLINICAL OBSERVATIONS |
| | | | | 70 | 7:17 | P | NO SIGNIFICANT CLINICAL OBSERVATIONS |
| | | | | 77 | 7:35 | P | NO SIGNIFICANT CLINICAL OBSERVATIONS |
| | | | | 90 | 6:36 | P | NO SIGNIFICANT CLINICAL OBSERVATIONS |
| 10471 | M | 25 MG/KG/DAY | DISPOSITION | 90 | 6:59 | P | PRIMARY NECROPSY (DAY 90) |
| 10471 | M | 25 MG/KG/DAY | BODY/INTEGUMENT | 7 | 7:43 | P | HAIR LOSS DORSAL NECK |
| | | | | 21 | 7:31 | P | HAIR LOSS VENTRAL NECK |
| | | | | 49 | 7:37 | P | HAIR LOSS DORSAL NECK |

GRADE CODE: 1 - SLIGHT 2 - MODERATE 3 - SEVERE P - PRESENT

STUDY DAYS: 0 THROUGH 90

| ANIMAL | SEX | GROUP | CATEGORY | STUDY DAY | TIME | GRADE | OBSERVATIONS |
|---|---|---|---|---|---|---|---|
| 10471 | M | 25 MG/KG/DAY | BODY/INTEGUMENT | 49 | 7:37 | P | HAIR LOSS VENTRAL NECK |
| | | | | 84 | 7:30 | P | HAIR LOSS VENTRAL NECK |
| 10471 | M | 25 MG/KG/DAY | SPECIAL II | 14 | 7:36 | P | WET BROWN MATERIAL ANOGENITAL AREA |
| 10473 | M | 25 MG/KG/DAY | NORMAL | 0 | 7:38 | P | NO SIGNIFICANT CLINICAL OBSERVATIONS |
| | | | | 7 | 7:43 | P | NO SIGNIFICANT CLINICAL OBSERVATIONS |
| | | | | 14 | 7:36 | P | NO SIGNIFICANT CLINICAL OBSERVATIONS |
| | | | | 21 | 7:32 | P | NO SIGNIFICANT CLINICAL OBSERVATIONS |
| | | | | 28 | 7:47 | P | NO SIGNIFICANT CLINICAL OBSERVATIONS |
| | | | | 35 | 7:40 | P | NO SIGNIFICANT CLINICAL OBSERVATIONS |
| | | | | 42 | 7:30 | P | NO SIGNIFICANT CLINICAL OBSERVATIONS |
| | | | | 49 | 7:38 | P | NO SIGNIFICANT CLINICAL OBSERVATIONS |
| | | | | 56 | 7:46 | P | NO SIGNIFICANT CLINICAL OBSERVATIONS |
| | | | | 70 | 7:17 | P | NO SIGNIFICANT CLINICAL OBSERVATIONS |
| | | | | 77 | 7:36 | P | NO SIGNIFICANT CLINICAL OBSERVATIONS |
| | | | | 90 | 6:36 | P | NO SIGNIFICANT CLINICAL OBSERVATIONS |
| 10473 | M | 25 MG/KG/DAY | DISPOSITION | 90 | 6:59 | P | PRIMARY NECROPSY (DAY 90) |
| 10473 | M | 25 MG/KG/DAY | BODY/INTEGUMENT | 63 | 7:57 | P | HAIR LOSS FORELIMB(S) |
| | | | | 63 | 7:57 | P | HAIR LOSS VENTRAL NECK |
| | | | | 84 | 7:30 | P | HAIR LOSS VENTRAL NECK |
| 10424 | M | 50 MG/KG/DAY | NORMAL | 0 | 7:45 | P | NO SIGNIFICANT CLINICAL OBSERVATIONS |
| | | | | 7 | 7:53 | P | NO SIGNIFICANT CLINICAL OBSERVATIONS |
| | | | | 14 | 7:46 | P | NO SIGNIFICANT CLINICAL OBSERVATIONS |
| | | | | 21 | 7:41 | P | NO SIGNIFICANT CLINICAL OBSERVATIONS |
| | | | | 28 | 7:59 | P | NO SIGNIFICANT CLINICAL OBSERVATIONS |
| | | | | 35 | 7:50 | P | NO SIGNIFICANT CLINICAL OBSERVATIONS |
| | | | | 42 | 7:42 | P | NO SIGNIFICANT CLINICAL OBSERVATIONS |
| | | | | 49 | 7:48 | P | NO SIGNIFICANT CLINICAL OBSERVATIONS |
| | | | | 56 | 7:57 | P | NO SIGNIFICANT CLINICAL OBSERVATIONS |
| | | | | 63 | 8:07 | P | NO SIGNIFICANT CLINICAL OBSERVATIONS |

GRADE CODE: 1 - SLIGHT 2 - MODERATE 3 - SEVERE P - PRESENT

STUDY DAYS: 0 THROUGH 90

| ANIMAL | SEX | GROUP | CATEGORY | STUDY DAY | TIME | GRADE | OBSERVATIONS |
|---|---|---|---|---|---|---|---|
| 10424 | M | 50 MG/KG/DAY | NORMAL | 70 | 7:25 | P | NO SIGNIFICANT CLINICAL OBSERVATIONS |
| | | | | 77 | 7:46 | P | NO SIGNIFICANT CLINICAL OBSERVATIONS |
| 10424 | M | 50 MG/KG/DAY | DISPOSITION | 89 | 7:42 | P | PRIMARY NECROPSY (DAY 89) |
| 10424 | M | 50 MG/KG/DAY | BODY/INTEG II | 84 | 7:40 | P | SCABBING VENTRAL NECK |
| | | | | 89 | 7:21 | P | SCABBING VENTRAL NECK |
| 10427 | M | 50 MG/KG/DAY | NORMAL | 0 | 7:46 | P | NO SIGNIFICANT CLINICAL OBSERVATIONS |
| | | | | 7 | 7:53 | P | NO SIGNIFICANT CLINICAL OBSERVATIONS |
| | | | | 14 | 7:46 | P | NO SIGNIFICANT CLINICAL OBSERVATIONS |
| | | | | 21 | 7:42 | P | NO SIGNIFICANT CLINICAL OBSERVATIONS |
| | | | | 28 | 8:00 | P | NO SIGNIFICANT CLINICAL OBSERVATIONS |
| | | | | 35 | 7:50 | P | NO SIGNIFICANT CLINICAL OBSERVATIONS |
| | | | | 42 | 7:43 | P | NO SIGNIFICANT CLINICAL OBSERVATIONS |
| | | | | 49 | 7:49 | P | NO SIGNIFICANT CLINICAL OBSERVATIONS |
| | | | | 56 | 7:58 | P | NO SIGNIFICANT CLINICAL OBSERVATIONS |
| 10427 | M | 50 MG/KG/DAY | DISPOSITION | 77 | 11:49 | P | SENT TO NECROPSY TO BE EUTHANIZED IN EXTREMIS- PHYSICAL CONDITION |
| 10427 | M | 50 MG/KG/DAY | BODY/INTEGUMENT | 63 | 8:09 | P | HAIR LOSS FORELIMB(S) |
| | | | | 77 | 7:48 | P | THIN |
| | | | | 77 | 7:48 | P | DERMAL ATONIA |
| 10427 | M | 50 MG/KG/DAY | CARDIO-PULMONARY | 63 | 8:09 | P | EXTREMITIES PALE |
| | | | | 63 | 8:09 | P | EXTREMITIES COOL TO TOUCH |
| | | | | 70 | 7:26 | P | EXTREMITIES PALE |
| | | | | 77 | 7:48 | P | EXTREMITIES PALE |
| | | | | 77 | 7:48 | P | BODY PALE |
| | | | | 77 | 7:49 | P | BODY COOL TO TOUCH |
| 10427 | M | 50 MG/KG/DAY | EYES/EARS/NOSE | 63 | 8:09 | P | DRIED RED MATERIAL AROUND NOSE |
| 10427 | M | 50 MG/KG/DAY | EXCRETA | 63 | 8:09 | P | FECES SMALLER THAN NORMAL |
| | | | | 77 | 7:48 | P | DEFECATION DECREASED |
| | | | | 77 | 7:49 | P | WET YELLOW MATERIAL UROGENITAL AREA |

GRADE CODE: 1 - SLIGHT 2 - MODERATE 3 - SEVERE P - PRESENT

STUDY DAYS: 0 THROUGH 90

| ANIMAL | SEX | GROUP | CATEGORY | STUDY DAY | TIME | GRADE | OBSERVATIONS |
|---|---|---|---|---|---|---|---|
| 10427 | M | 50 MG/KG/DAY | EXCRETA | 77 | 7:49 | P | WET YELLOW MATERIAL ANOGENITAL AREA |
| | | | | 77 | 7:49 | P | DRIED YELLOW MATERIAL HINDLIMB(S) |
| 10433 | M | 50 MG/KG/DAY | NORMAL | 0 | 7:46 | P | NO SIGNIFICANT CLINICAL OBSERVATIONS |
| | | | | 7 | 7:54 | P | NO SIGNIFICANT CLINICAL OBSERVATIONS |
| | | | | 14 | 7:47 | P | NO SIGNIFICANT CLINICAL OBSERVATIONS |
| | | | | 42 | 7:44 | P | NO SIGNIFICANT CLINICAL OBSERVATIONS |
| | | | | 56 | 7:58 | P | NO SIGNIFICANT CLINICAL OBSERVATIONS |
| 10433 | M | 50 MG/KG/DAY | DISPOSITION | 67 | 14:49 | P | SENT TO NECROPSY TO BE EUTHANIZED IN EXTREMIS- PHYSICAL CONDITION |
| 10433 | M | 50 MG/KG/DAY | BEHAVIOR/CNS | 67 | 14:42 | P | HYPOACTIVITY |
| | | | | 67 | 14:42 | P | TREMORS, INTERMITTENT |
| | | | | 67 | 14:42 | P | PARTIAL CLOSURE LEFT EYE |
| | | | | 67 | 14:42 | P | PARTIAL CLOSURE RIGHT EYE |
| 10433 | M | 50 MG/KG/DAY | BODY/INTEGUMENT | 21 | 7:43 | P | HAIR LOSS DORSAL NECK |
| | | | | 49 | 7:50 | P | HAIR LOSS DORSAL NECK |
| | | | | 49 | 7:50 | P | HAIR LOSS VENTRAL NECK |
| | | | | 63 | 8:12 | P | THIN |
| | | | | 67 | 14:43 | P | DERMAL ATONIA |
| | | | | 67 | 14:43 | P | THIN |
| 10433 | M | 50 MG/KG/DAY | CARDIO-PULMONARY | 63 | 8:11 | P | EXTREMITIES PALE |
| | | | | 63 | 8:11 | P | BODY PALE |
| | | | | 63 | 8:11 | P | EXTREMITIES COOL TO TOUCH |
| | | | | 67 | 14:43 | P | EXTREMITIES PALE |
| | | | | 67 | 14:43 | P | EXTREMITIES COOL TO TOUCH |
| | | | | 67 | 14:43 | P | BODY COOL TO TOUCH |
| | | | | 67 | 14:43 | P | BODY PALE |
| | | | | 67 | 14:43 | P | RESPIRATION LABORED |
| 10433 | M | 50 MG/KG/DAY | EXCRETA | 67 | 14:44 | P | DEFECATION DECREASED |
| | | | | 67 | 14:44 | P | WET YELLOW MATERIAL UROGENITAL AREA |

GRADE CODE: 1 - SLIGHT 2 - MODERATE 3 - SEVERE P - PRESENT

STUDY DAYS: 0 THROUGH 90

| ANIMAL | SEX | GROUP | CATEGORY | STUDY DAY | TIME | GRADE | OBSERVATIONS |
|---|---|---|---|---|---|---|---|
| 10433 | M | 50 MG/KG/DAY | BODY/INTEG II | 28 | 8:01 | P | SCABBING RIGHT LATERAL NECK |
| | | | | 35 | 7:52 | P | SCABBING RIGHT LATERAL NECK |
| 10439 | M | 50 MG/KG/DAY | NORMAL | 0 | 7:47 | P | NO SIGNIFICANT CLINICAL OBSERVATIONS |
| | | | | 7 | 7:55 | P | NO SIGNIFICANT CLINICAL OBSERVATIONS |
| | | | | 14 | 7:47 | P | NO SIGNIFICANT CLINICAL OBSERVATIONS |
| | | | | 21 | 7:43 | P | NO SIGNIFICANT CLINICAL OBSERVATIONS |
| | | | | 28 | 8:02 | P | NO SIGNIFICANT CLINICAL OBSERVATIONS |
| | | | | 35 | 7:52 | P | NO SIGNIFICANT CLINICAL OBSERVATIONS |
| | | | | 77 | 7:51 | P | NO SIGNIFICANT CLINICAL OBSERVATIONS |
| 10439 | M | 50 MG/KG/DAY | DISPOSITION | 89 | 7:42 | P | PRIMARY NECROPSY (DAY 89) |
| 10439 | M | 50 MG/KG/DAY | BODY/INTEGUMENT | 42 | 7:45 | P | HAIR LOSS FORELIMB(S) |
| | | | | 49 | 7:51 | P | HAIR LOSS FORELIMB(S) |
| | | | | 56 | 7:59 | P | HAIR LOSS FORELIMB(S) |
| | | | | 63 | 8:13 | P | HAIR LOSS FORELIMB(S) |
| | | | | 70 | 7:26 | P | HAIR LOSS FORELIMB(S) |
| | | | | 84 | 7:41 | P | HAIR LOSS FORELIMB(S) |
| | | | | 84 | 7:41 | P | HAIR LOSS VENTRAL NECK |
| | | | | 89 | 7:22 | P | HAIR LOSS FORELIMB(S) |
| 10439 | M | 50 MG/KG/DAY | CARDIO-PULMONARY | 89 | 7:21 | P | EXTREMITIES PALE |
| 10439 | M | 50 MG/KG/DAY | BODY/INTEG II | 42 | 7:45 | P | SCABBING FORELIMB(S) |
| 10439 | M | 50 MG/KG/DAY | ORAL/DENTAL | 63 | 8:13 | P | UPPER INCISOR(S) BROKEN |
| | | | | 63 | 8:13 | P | LOWER INCISOR(S) BROKEN |
| 10440 | M | 50 MG/KG/DAY | NORMAL | 0 | 7:48 | P | NO SIGNIFICANT CLINICAL OBSERVATIONS |
| | | | | 7 | 7:55 | P | NO SIGNIFICANT CLINICAL OBSERVATIONS |
| | | | | 14 | 7:49 | P | NO SIGNIFICANT CLINICAL OBSERVATIONS |
| | | | | 28 | 8:02 | P | NO SIGNIFICANT CLINICAL OBSERVATIONS |
| | | | | 35 | 7:53 | P | NO SIGNIFICANT CLINICAL OBSERVATIONS |
| | | | | 42 | 7:45 | P | NO SIGNIFICANT CLINICAL OBSERVATIONS |
| | | | | 56 | 8:00 | P | NO SIGNIFICANT CLINICAL OBSERVATIONS |

GRADE CODE: 1 - SLIGHT 2 - MODERATE 3 - SEVERE P - PRESENT

STUDY DAYS: 0 THROUGH 90

| ANIMAL | SEX | GROUP | CATEGORY | STUDY DAY | TIME | GRADE | OBSERVATIONS |
|---|---|---|---|---|---|---|---|
| 10440 | M | 50 MG/KG/DAY | NORMAL | 63 | 8:14 | P | NO SIGNIFICANT CLINICAL OBSERVATIONS |
| | | | | 70 | 7:27 | P | NO SIGNIFICANT CLINICAL OBSERVATIONS |
| | | | | 77 | 7:52 | P | NO SIGNIFICANT CLINICAL OBSERVATIONS |
| 10440 | M | 50 MG/KG/DAY | DISPOSITION | 89 | 7:42 | P | PRIMARY NECROPSY (DAY 89) |
| 10440 | M | 50 MG/KG/DAY | BODY/INTEGUMENT | 49 | 7:51 | P | HAIR LOSS VENTRAL NECK |
| | | | | 84 | 7:41 | P | HAIR LOSS VENTRAL NECK |
| 10440 | M | 50 MG/KG/DAY | EYES/EARS/NOSE | 21 | 7:44 | P | DRIED RED MATERIAL AROUND NOSE |
| 10440 | M | 50 MG/KG/DAY | BODY/INTEG II | 89 | 7:22 | P | SCABBING VENTRAL NECK |
| 10448 | M | 50 MG/KG/DAY | NORMAL | 0 | 7:48 | P | NO SIGNIFICANT CLINICAL OBSERVATIONS |
| | | | | 7 | 7:56 | P | NO SIGNIFICANT CLINICAL OBSERVATIONS |
| | | | | 14 | 7:50 | P | NO SIGNIFICANT CLINICAL OBSERVATIONS |
| | | | | 21 | 7:45 | P | NO SIGNIFICANT CLINICAL OBSERVATIONS |
| | | | | 28 | 8:03 | P | NO SIGNIFICANT CLINICAL OBSERVATIONS |
| | | | | 35 | 7:53 | P | NO SIGNIFICANT CLINICAL OBSERVATIONS |
| | | | | 42 | 7:46 | P | NO SIGNIFICANT CLINICAL OBSERVATIONS |
| | | | | 56 | 8:00 | P | NO SIGNIFICANT CLINICAL OBSERVATIONS |
| 10448 | M | 50 MG/KG/DAY | DISPOSITION | 75 | 7:47 | P | FOUND DEAD |
| 10448 | M | 50 MG/KG/DAY | BODY/INTEGUMENT | 70 | 7:28 | P | THIN |
| 10448 | M | 50 MG/KG/DAY | CARDIO-PULMONARY | 63 | 8:15 | P | EXTREMITIES PALE |
| | | | | 63 | 8:15 | P | EXTREMITIES COOL TO TOUCH |
| | | | | 70 | 7:28 | P | EXTREMITIES PALE |
| 10448 | M | 50 MG/KG/DAY | EYES/EARS/NOSE | 49 | 7:52 | P | DRIED RED MATERIAL AROUND NOSE |
| 10450 | M | 50 MG/KG/DAY | NORMAL | 0 | 7:49 | P | NO SIGNIFICANT CLINICAL OBSERVATIONS |
| | | | | 7 | 7:56 | P | NO SIGNIFICANT CLINICAL OBSERVATIONS |
| | | | | 14 | 7:51 | P | NO SIGNIFICANT CLINICAL OBSERVATIONS |
| | | | | 28 | 8:04 | P | NO SIGNIFICANT CLINICAL OBSERVATIONS |
| | | | | 35 | 7:54 | P | NO SIGNIFICANT CLINICAL OBSERVATIONS |
| | | | | 42 | 7:47 | P | NO SIGNIFICANT CLINICAL OBSERVATIONS |
| 10450 | M | 50 MG/KG/DAY | DISPOSITION | 90 | 6:59 | P | PRIMARY NECROPSY (DAY 90) |

GRADE CODE: 1 - SLIGHT 2 - MODERATE 3 - SEVERE P - PRESENT

STUDY DAYS: 0 THROUGH 90

| ANIMAL | SEX | GROUP | CATEGORY | STUDY DAY | TIME | GRADE | OBSERVATIONS |
|---|---|---|---|---|---|---|---|
| 10450 | M | 50 MG/KG/DAY | BODY/INTEGUMENT | 21 | 7:46 | P | HAIR LOSS DORSAL NECK |
| | | | | 49 | 7:53 | P | HAIR LOSS FORELIMB(S) |
| | | | | 49 | 7:53 | P | HAIR LOSS DORSAL NECK |
| | | | | 49 | 7:53 | P | HAIR LOSS VENTRAL NECK |
| | | | | 56 | 8:01 | P | HAIR LOSS FORELIMB(S) |
| | | | | 63 | 8:15 | P | HAIR LOSS FORELIMB(S) |
| | | | | 70 | 7:28 | P | HAIR LOSS FORELIMB(S) |
| | | | | 77 | 7:53 | P | HAIR LOSS FORELIMB(S) |
| | | | | 84 | 7:42 | P | HAIR LOSS VENTRAL NECK |
| | | | | 84 | 7:42 | P | HAIR LOSS DORSAL NECK |
| | | | | 84 | 7:42 | P | HAIR LOSS FORELIMB(S) |
| | | | | 90 | 6:37 | P | HAIR LOSS VENTRAL NECK |
| 10450 | M | 50 MG/KG/DAY | EYES/EARS/NOSE | 90 | 6:37 | P | DRIED RED MATERIAL AROUND NOSE |
| 10451 | M | 50 MG/KG/DAY | NORMAL | 0 | 7:50 | P | NO SIGNIFICANT CLINICAL OBSERVATIONS |
| | | | | 7 | 7:57 | P | NO SIGNIFICANT CLINICAL OBSERVATIONS |
| | | | | 14 | 7:52 | P | NO SIGNIFICANT CLINICAL OBSERVATIONS |
| | | | | 21 | 7:47 | P | NO SIGNIFICANT CLINICAL OBSERVATIONS |
| 10451 | M | 50 MG/KG/DAY | DISPOSITION | 52 | 10:41 | P | FOUND DEAD |
| 10451 | M | 50 MG/KG/DAY | BEHAVIOR/CNS | 52 | 10:41 | P | CONVULSIONS, INTERMITTENT |
| 10451 | M | 50 MG/KG/DAY | CARDIO-PULMONARY | 49 | 7:54 | P | EXTREMITIES PALE |
| | | | | 52 | 10:40 | P | GASPING |
| | | | | 52 | 10:41 | P | BODY COOL TO TOUCH |
| | | | | 52 | 10:41 | P | BODY PALE |
| | | | | 52 | 10:41 | P | EXTREMITIES PALE |
| | | | | 52 | 10:41 | P | EXTREMITIES COOL TO TOUCH |
| 10451 | M | 50 MG/KG/DAY | EYES/EARS/NOSE | 28 | 8:05 | P | DRIED RED MATERIAL AROUND NOSE |
| | | | | 35 | 7:55 | P | DRIED RED MATERIAL AROUND NOSE |
| | | | | 42 | 7:49 | P | DRIED RED MATERIAL AROUND NOSE |
| 10451 | M | 50 MG/KG/DAY | EXCRETA | 49 | 7:54 | P | DRIED YELLOW MATERIAL UROGENITAL AREA |

GRADE CODE: 1 - SLIGHT 2 - MODERATE 3 - SEVERE P - PRESENT

STUDY DAYS: 0 THROUGH 90

| ANIMAL | SEX | GROUP | CATEGORY | STUDY DAY | TIME | GRADE | OBSERVATIONS |
|---|---|---|---|---|---|---|---|
| 10451 | M | 50 MG/KG/DAY | EXCRETA | 52 | 10:41 | P | DEFECATION DECREASED |
| 10452 | M | 50 MG/KG/DAY | NORMAL | 0 | 7:50 | P | NO SIGNIFICANT CLINICAL OBSERVATIONS |
| | | | | 14 | 7:52 | P | NO SIGNIFICANT CLINICAL OBSERVATIONS |
| | | | | 21 | 7:47 | P | NO SIGNIFICANT CLINICAL OBSERVATIONS |
| | | | | 28 | 8:06 | P | NO SIGNIFICANT CLINICAL OBSERVATIONS |
| | | | | 35 | 7:55 | P | NO SIGNIFICANT CLINICAL OBSERVATIONS |
| 10452 | M | 50 MG/KG/DAY | DISPOSITION | 52 | 10:46 | P | SENT TO NECROPSY TO BE EUTHANIZED IN EXTREMIS- PHYSICAL CONDITION |
| 10452 | M | 50 MG/KG/DAY | BEHAVIOR/CNS | 52 | 10:43 | P | HYPOACTIVITY |
| 10452 | M | 50 MG/KG/DAY | BODY/INTEGUMENT | 49 | 7:57 | P | DERMAL ATONIA |
| | | | | 52 | 10:44 | P | THIN |
| 10452 | M | 50 MG/KG/DAY | CARDIO-PULMONARY | 49 | 7:56 | P | EXTREMITIES PALE |
| | | | | 49 | 7:56 | P | EXTREMITIES COOL TO TOUCH |
| | | | | 49 | 7:57 | P | BODY COOL TO TOUCH |
| | | | | 52 | 10:42 | P | EXTREMITIES PALE |
| | | | | 52 | 10:42 | P | EXTREMITIES COOL TO TOUCH |
| | | | | 52 | 10:42 | P | BODY COOL TO TOUCH |
| | | | | 52 | 10:42 | P | BODY PALE |
| | | | | 52 | 10:42 | P | RESPIRATION RATE DECREASED |
| 10452 | M | 50 MG/KG/DAY | EYES/EARS/NOSE | 7 | 7:57 | P | DRIED RED MATERIAL AROUND NOSE |
| | | | | 42 | 7:50 | P | DRIED RED MATERIAL AROUND NOSE |
| | | | | 49 | 7:57 | P | DRIED RED MATERIAL AROUND NOSE |
| 10452 | M | 50 MG/KG/DAY | EXCRETA | 42 | 7:50 | P | DEFECATION DECREASED |
| | | | | 49 | 7:57 | P | DEFECATION DECREASED |
| | | | | 52 | 10:43 | P | DEFECATION DECREASED |
| 10452 | M | 50 MG/KG/DAY | BODY/INTEG II | 42 | 7:50 | P | SCABBING FORELIMB(S) |
| 10452 | M | 50 MG/KG/DAY | SPECIAL II | 49 | 7:57 | P | PROLAPSED PENIS |
| | | | | 52 | 10:43 | P | PROLAPSED PENIS |
| 10472 | M | 50 MG/KG/DAY | NORMAL | 0 | 7:51 | P | NO SIGNIFICANT CLINICAL OBSERVATIONS |

GRADE CODE: 1 - SLIGHT 2 - MODERATE 3 - SEVERE P - PRESENT

STUDY DAYS: 0 THROUGH 90

| ANIMAL | SEX | GROUP | CATEGORY | STUDY DAY | TIME | GRADE | OBSERVATIONS |
|---|---|---|---|---|---|---|---|
| 10472 | M | 50 MG/KG/DAY | NORMAL | 7 | 7:58 | P | NO SIGNIFICANT CLINICAL OBSERVATIONS |
| | | | | 14 | 7:53 | P | NO SIGNIFICANT CLINICAL OBSERVATIONS |
| | | | | 21 | 7:50 | P | NO SIGNIFICANT CLINICAL OBSERVATIONS |
| | | | | 42 | 7:51 | P | NO SIGNIFICANT CLINICAL OBSERVATIONS |
| | | | | 49 | 7:58 | P | NO SIGNIFICANT CLINICAL OBSERVATIONS |
| | | | | 56 | 8:02 | P | NO SIGNIFICANT CLINICAL OBSERVATIONS |
| | | | | 63 | 8:16 | P | NO SIGNIFICANT CLINICAL OBSERVATIONS |
| | | | | 70 | 7:29 | P | NO SIGNIFICANT CLINICAL OBSERVATIONS |
| 10472 | M | 50 MG/KG/DAY | DISPOSITION | 90 | 6:59 | P | PRIMARY NECROPSY (DAY 90) |
| 10472 | M | 50 MG/KG/DAY | BODY/INTEGUMENT | 28 | 8:07 | P | HAIR LOSS LEFT LATERAL NECK |
| | | | | 28 | 8:07 | P | HAIR LOSS RIGHT LATERAL NECK |
| | | | | 35 | 7:56 | P | HAIR LOSS RIGHT LATERAL NECK |
| | | | | 77 | 7:54 | P | HAIR LOSS VENTRAL NECK |
| | | | | 84 | 7:43 | P | HAIR LOSS VENTRAL NECK |
| | | | | 90 | 6:38 | P | HAIR LOSS VENTRAL NECK |
| 10486 | F | UNTREATED | NORMAL | 0 | 6:53 | P | NO SIGNIFICANT CLINICAL OBSERVATIONS |
| | | | | 7 | 6:53 | P | NO SIGNIFICANT CLINICAL OBSERVATIONS |
| | | | | 14 | 6:45 | P | NO SIGNIFICANT CLINICAL OBSERVATIONS |
| | | | | 21 | 6:45 | P | NO SIGNIFICANT CLINICAL OBSERVATIONS |
| | | | | 28 | 6:39 | P | NO SIGNIFICANT CLINICAL OBSERVATIONS |
| | | | | 35 | 6:57 | P | NO SIGNIFICANT CLINICAL OBSERVATIONS |
| | | | | 42 | 6:36 | P | NO SIGNIFICANT CLINICAL OBSERVATIONS |
| | | | | 49 | 6:51 | P | NO SIGNIFICANT CLINICAL OBSERVATIONS |
| | | | | 56 | 7:03 | P | NO SIGNIFICANT CLINICAL OBSERVATIONS |
| | | | | 63 | 7:00 | P | NO SIGNIFICANT CLINICAL OBSERVATIONS |
| | | | | 70 | 6:34 | P | NO SIGNIFICANT CLINICAL OBSERVATIONS |
| | | | | 77 | 6:41 | P | NO SIGNIFICANT CLINICAL OBSERVATIONS |
| | | | | 84 | 6:44 | P | NO SIGNIFICANT CLINICAL OBSERVATIONS |
| | | | | 89 | 7:08 | P | NO SIGNIFICANT CLINICAL OBSERVATIONS |

GRADE CODE: 1 - SLIGHT 2 - MODERATE 3 - SEVERE P - PRESENT

STUDY DAYS: 0 THROUGH 90

| ANIMAL | SEX | GROUP | CATEGORY | STUDY DAY | TIME | GRADE | OBSERVATIONS |
|---|---|---|---|---|---|---|---|
| 10486 | F | UNTREATED | DISPOSITION | 89 | 7:38 | P | PRIMARY NECROPSY (DAY 89) |
| 10491 | F | UNTREATED | NORMAL | 0 | 6:53 | P | NO SIGNIFICANT CLINICAL OBSERVATIONS |
| | | | | 7 | 6:54 | P | NO SIGNIFICANT CLINICAL OBSERVATIONS |
| | | | | 14 | 6:46 | P | NO SIGNIFICANT CLINICAL OBSERVATIONS |
| | | | | 21 | 6:45 | P | NO SIGNIFICANT CLINICAL OBSERVATIONS |
| | | | | 35 | 6:58 | P | NO SIGNIFICANT CLINICAL OBSERVATIONS |
| | | | | 42 | 6:37 | P | NO SIGNIFICANT CLINICAL OBSERVATIONS |
| | | | | 49 | 6:52 | P | NO SIGNIFICANT CLINICAL OBSERVATIONS |
| | | | | 56 | 7:04 | P | NO SIGNIFICANT CLINICAL OBSERVATIONS |
| | | | | 63 | 7:00 | P | NO SIGNIFICANT CLINICAL OBSERVATIONS |
| | | | | 70 | 6:35 | P | NO SIGNIFICANT CLINICAL OBSERVATIONS |
| | | | | 77 | 6:42 | P | NO SIGNIFICANT CLINICAL OBSERVATIONS |
| | | | | 84 | 6:45 | P | NO SIGNIFICANT CLINICAL OBSERVATIONS |
| | | | | 89 | 7:08 | P | NO SIGNIFICANT CLINICAL OBSERVATIONS |
| 10491 | F | UNTREATED | DISPOSITION | 89 | 7:38 | P | PRIMARY NECROPSY (DAY 89) |
| 10491 | F | UNTREATED | EYES/EARS/NOSE | 28 | 6:40 | P | DRIED RED MATERIAL AROUND NOSE |
| 10494 | F | UNTREATED | NORMAL | 0 | 6:54 | P | NO SIGNIFICANT CLINICAL OBSERVATIONS |
| | | | | 7 | 6:55 | P | NO SIGNIFICANT CLINICAL OBSERVATIONS |
| | | | | 21 | 6:46 | P | NO SIGNIFICANT CLINICAL OBSERVATIONS |
| | | | | 28 | 6:41 | P | NO SIGNIFICANT CLINICAL OBSERVATIONS |
| | | | | 42 | 6:38 | P | NO SIGNIFICANT CLINICAL OBSERVATIONS |
| | | | | 49 | 6:53 | P | NO SIGNIFICANT CLINICAL OBSERVATIONS |
| | | | | 56 | 7:04 | P | NO SIGNIFICANT CLINICAL OBSERVATIONS |
| | | | | 63 | 7:01 | P | NO SIGNIFICANT CLINICAL OBSERVATIONS |
| | | | | 70 | 6:35 | P | NO SIGNIFICANT CLINICAL OBSERVATIONS |
| | | | | 77 | 6:43 | P | NO SIGNIFICANT CLINICAL OBSERVATIONS |
| | | | | 84 | 6:46 | P | NO SIGNIFICANT CLINICAL OBSERVATIONS |
| | | | | 89 | 7:08 | P | NO SIGNIFICANT CLINICAL OBSERVATIONS |
| 10494 | F | UNTREATED | DISPOSITION | 89 | 7:38 | P | PRIMARY NECROPSY (DAY 89) |

GRADE CODE: 1 - SLIGHT 2 - MODERATE 3 - SEVERE P - PRESENT

STUDY DAYS: 0 THROUGH 90

| ANIMAL | SEX | GROUP | CATEGORY | STUDY DAY | TIME | GRADE | OBSERVATIONS |
|---|---|---|---|---|---|---|---|
| 10494 | F | UNTREATED | EYES/EARS/NOSE | 14 | 6:47 | P | DRIED RED MATERIAL AROUND LEFT EYE |
| | | | | 35 | 6:59 | P | DRIED RED MATERIAL AROUND NOSE |
| 10495 | F | UNTREATED | NORMAL | 0 | 6:55 | P | NO SIGNIFICANT CLINICAL OBSERVATIONS |
| | | | | 7 | 6:56 | P | NO SIGNIFICANT CLINICAL OBSERVATIONS |
| | | | | 14 | 6:48 | P | NO SIGNIFICANT CLINICAL OBSERVATIONS |
| | | | | 21 | 6:47 | P | NO SIGNIFICANT CLINICAL OBSERVATIONS |
| | | | | 28 | 6:42 | P | NO SIGNIFICANT CLINICAL OBSERVATIONS |
| | | | | 35 | 6:59 | P | NO SIGNIFICANT CLINICAL OBSERVATIONS |
| | | | | 42 | 6:39 | P | NO SIGNIFICANT CLINICAL OBSERVATIONS |
| | | | | 49 | 6:53 | P | NO SIGNIFICANT CLINICAL OBSERVATIONS |
| | | | | 56 | 7:05 | P | NO SIGNIFICANT CLINICAL OBSERVATIONS |
| | | | | 89 | 7:08 | P | NO SIGNIFICANT CLINICAL OBSERVATIONS |
| 10495 | F | UNTREATED | DISPOSITION | 89 | 7:39 | P | PRIMARY NECROPSY (DAY 89) |
| 10495 | F | UNTREATED | BODY/INTEGUMENT | 63 | 7:02 | P | HAIR LOSS FORELIMB(S) |
| | | | | 70 | 6:36 | P | HAIR LOSS FORELIMB(S) |
| | | | | 77 | 6:44 | P | HAIR LOSS FORELIMB(S) |
| | | | | 84 | 6:46 | P | HAIR LOSS FORELIMB(S) |
| 10496 | F | UNTREATED | NORMAL | 0 | 6:55 | P | NO SIGNIFICANT CLINICAL OBSERVATIONS |
| | | | | 7 | 6:56 | P | NO SIGNIFICANT CLINICAL OBSERVATIONS |
| | | | | 14 | 6:48 | P | NO SIGNIFICANT CLINICAL OBSERVATIONS |
| | | | | 21 | 6:48 | P | NO SIGNIFICANT CLINICAL OBSERVATIONS |
| | | | | 28 | 6:43 | P | NO SIGNIFICANT CLINICAL OBSERVATIONS |
| | | | | 35 | 7:00 | P | NO SIGNIFICANT CLINICAL OBSERVATIONS |
| | | | | 42 | 6:39 | P | NO SIGNIFICANT CLINICAL OBSERVATIONS |
| | | | | 49 | 6:54 | P | NO SIGNIFICANT CLINICAL OBSERVATIONS |
| | | | | 56 | 7:05 | P | NO SIGNIFICANT CLINICAL OBSERVATIONS |
| | | | | 63 | 7:03 | P | NO SIGNIFICANT CLINICAL OBSERVATIONS |
| | | | | 70 | 6:36 | P | NO SIGNIFICANT CLINICAL OBSERVATIONS |
| | | | | 77 | 6:45 | P | NO SIGNIFICANT CLINICAL OBSERVATIONS |

GRADE CODE: 1 - SLIGHT 2 - MODERATE 3 - SEVERE P - PRESENT

STUDY DAYS: 0 THROUGH 90

| ANIMAL | SEX | GROUP | CATEGORY | STUDY DAY | TIME | GRADE | OBSERVATIONS |
|---|---|---|---|---|---|---|---|
| 10496 | F | UNTREATED | NORMAL | 84 | 6:47 | P | NO SIGNIFICANT CLINICAL OBSERVATIONS |
| | | | | 89 | 7:08 | P | NO SIGNIFICANT CLINICAL OBSERVATIONS |
| 10496 | F | UNTREATED | DISPOSITION | 89 | 7:39 | P | PRIMARY NECROPSY (DAY 89) |
| 10499 | F | UNTREATED | NORMAL | 0 | 6:56 | P | NO SIGNIFICANT CLINICAL OBSERVATIONS |
| | | | | 7 | 6:57 | P | NO SIGNIFICANT CLINICAL OBSERVATIONS |
| | | | | 14 | 6:49 | P | NO SIGNIFICANT CLINICAL OBSERVATIONS |
| | | | | 21 | 6:48 | P | NO SIGNIFICANT CLINICAL OBSERVATIONS |
| | | | | 28 | 6:44 | P | NO SIGNIFICANT CLINICAL OBSERVATIONS |
| | | | | 35 | 7:00 | P | NO SIGNIFICANT CLINICAL OBSERVATIONS |
| | | | | 42 | 6:40 | P | NO SIGNIFICANT CLINICAL OBSERVATIONS |
| | | | | 49 | 6:55 | P | NO SIGNIFICANT CLINICAL OBSERVATIONS |
| | | | | 56 | 7:06 | P | NO SIGNIFICANT CLINICAL OBSERVATIONS |
| | | | | 63 | 7:03 | P | NO SIGNIFICANT CLINICAL OBSERVATIONS |
| | | | | 70 | 6:37 | P | NO SIGNIFICANT CLINICAL OBSERVATIONS |
| | | | | 77 | 6:46 | P | NO SIGNIFICANT CLINICAL OBSERVATIONS |
| | | | | 84 | 6:48 | P | NO SIGNIFICANT CLINICAL OBSERVATIONS |
| | | | | 90 | 6:29 | P | NO SIGNIFICANT CLINICAL OBSERVATIONS |
| 10499 | F | UNTREATED | DISPOSITION | 90 | 6:55 | P | PRIMARY NECROPSY (DAY 90) |
| 10511 | F | UNTREATED | NORMAL | 0 | 6:57 | P | NO SIGNIFICANT CLINICAL OBSERVATIONS |
| | | | | 7 | 6:58 | P | NO SIGNIFICANT CLINICAL OBSERVATIONS |
| | | | | 14 | 6:50 | P | NO SIGNIFICANT CLINICAL OBSERVATIONS |
| | | | | 21 | 6:49 | P | NO SIGNIFICANT CLINICAL OBSERVATIONS |
| | | | | 28 | 6:45 | P | NO SIGNIFICANT CLINICAL OBSERVATIONS |
| | | | | 35 | 7:01 | P | NO SIGNIFICANT CLINICAL OBSERVATIONS |
| | | | | 42 | 6:41 | P | NO SIGNIFICANT CLINICAL OBSERVATIONS |
| | | | | 49 | 6:56 | P | NO SIGNIFICANT CLINICAL OBSERVATIONS |
| | | | | 56 | 7:07 | P | NO SIGNIFICANT CLINICAL OBSERVATIONS |
| | | | | 63 | 7:04 | P | NO SIGNIFICANT CLINICAL OBSERVATIONS |
| | | | | 70 | 6:38 | P | NO SIGNIFICANT CLINICAL OBSERVATIONS |

GRADE CODE: 1 - SLIGHT 2 - MODERATE 3 - SEVERE P - PRESENT

STUDY DAYS: 0 THROUGH 90

| ANIMAL | SEX | GROUP | CATEGORY | STUDY DAY | TIME | GRADE | OBSERVATIONS |
|---|---|---|---|---|---|---|---|
| 10511 | F | UNTREATED | NORMAL | 77 | 6:46 | P | NO SIGNIFICANT CLINICAL OBSERVATIONS |
| | | | | 84 | 6:48 | P | NO SIGNIFICANT CLINICAL OBSERVATIONS |
| | | | | 90 | 6:29 | P | NO SIGNIFICANT CLINICAL OBSERVATIONS |
| 10511 | F | UNTREATED | DISPOSITION | 90 | 6:55 | P | PRIMARY NECROPSY (DAY 90) |
| 10512 | F | UNTREATED | NORMAL | 0 | 6:57 | P | NO SIGNIFICANT CLINICAL OBSERVATIONS |
| | | | | 7 | 6:59 | P | NO SIGNIFICANT CLINICAL OBSERVATIONS |
| | | | | 14 | 6:50 | P | NO SIGNIFICANT CLINICAL OBSERVATIONS |
| | | | | 21 | 6:50 | P | NO SIGNIFICANT CLINICAL OBSERVATIONS |
| | | | | 28 | 6:46 | P | NO SIGNIFICANT CLINICAL OBSERVATIONS |
| | | | | 35 | 7:02 | P | NO SIGNIFICANT CLINICAL OBSERVATIONS |
| | | | | 42 | 6:42 | P | NO SIGNIFICANT CLINICAL OBSERVATIONS |
| | | | | 49 | 6:56 | P | NO SIGNIFICANT CLINICAL OBSERVATIONS |
| | | | | 56 | 7:07 | P | NO SIGNIFICANT CLINICAL OBSERVATIONS |
| | | | | 63 | 7:05 | P | NO SIGNIFICANT CLINICAL OBSERVATIONS |
| | | | | 70 | 6:38 | P | NO SIGNIFICANT CLINICAL OBSERVATIONS |
| | | | | 77 | 6:47 | P | NO SIGNIFICANT CLINICAL OBSERVATIONS |
| | | | | 84 | 6:49 | P | NO SIGNIFICANT CLINICAL OBSERVATIONS |
| | | | | 90 | 6:29 | P | NO SIGNIFICANT CLINICAL OBSERVATIONS |
| 10512 | F | UNTREATED | DISPOSITION | 90 | 6:55 | P | PRIMARY NECROPSY (DAY 90) |
| 10514 | F | UNTREATED | NORMAL | 0 | 6:58 | P | NO SIGNIFICANT CLINICAL OBSERVATIONS |
| | | | | 7 | 6:59 | P | NO SIGNIFICANT CLINICAL OBSERVATIONS |
| | | | | 14 | 6:51 | P | NO SIGNIFICANT CLINICAL OBSERVATIONS |
| | | | | 21 | 6:50 | P | NO SIGNIFICANT CLINICAL OBSERVATIONS |
| | | | | 28 | 6:47 | P | NO SIGNIFICANT CLINICAL OBSERVATIONS |
| | | | | 35 | 7:02 | P | NO SIGNIFICANT CLINICAL OBSERVATIONS |
| | | | | 42 | 6:42 | P | NO SIGNIFICANT CLINICAL OBSERVATIONS |
| | | | | 49 | 6:57 | P | NO SIGNIFICANT CLINICAL OBSERVATIONS |
| | | | | 56 | 7:08 | P | NO SIGNIFICANT CLINICAL OBSERVATIONS |
| | | | | 63 | 7:05 | P | NO SIGNIFICANT CLINICAL OBSERVATIONS |

GRADE CODE: 1 - SLIGHT 2 - MODERATE 3 - SEVERE P - PRESENT

STUDY DAYS: 0 THROUGH 90

| ANIMAL | SEX | GROUP | CATEGORY | STUDY DAY | TIME | GRADE | OBSERVATIONS |
|---|---|---|---|---|---|---|---|
| 10514 | F | UNTREATED | NORMAL | 70 | 6:39 | P | NO SIGNIFICANT CLINICAL OBSERVATIONS |
| | | | | 77 | 6:48 | P | NO SIGNIFICANT CLINICAL OBSERVATIONS |
| | | | | 84 | 6:50 | P | NO SIGNIFICANT CLINICAL OBSERVATIONS |
| | | | | 90 | 6:29 | P | NO SIGNIFICANT CLINICAL OBSERVATIONS |
| 10514 | F | UNTREATED | DISPOSITION | 90 | 6:55 | P | PRIMARY NECROPSY (DAY 90) |
| 10536 | F | UNTREATED | NORMAL | 0 | 6:58 | P | NO SIGNIFICANT CLINICAL OBSERVATIONS |
| | | | | 21 | 6:51 | P | NO SIGNIFICANT CLINICAL OBSERVATIONS |
| | | | | 28 | 6:49 | P | NO SIGNIFICANT CLINICAL OBSERVATIONS |
| | | | | 35 | 7:03 | P | NO SIGNIFICANT CLINICAL OBSERVATIONS |
| | | | | 42 | 6:43 | P | NO SIGNIFICANT CLINICAL OBSERVATIONS |
| | | | | 49 | 6:58 | P | NO SIGNIFICANT CLINICAL OBSERVATIONS |
| | | | | 56 | 7:08 | P | NO SIGNIFICANT CLINICAL OBSERVATIONS |
| | | | | 63 | 7:06 | P | NO SIGNIFICANT CLINICAL OBSERVATIONS |
| | | | | 77 | 6:49 | P | NO SIGNIFICANT CLINICAL OBSERVATIONS |
| | | | | 90 | 6:30 | P | NO SIGNIFICANT CLINICAL OBSERVATIONS |
| 10536 | F | UNTREATED | DISPOSITION | 90 | 6:56 | P | PRIMARY NECROPSY (DAY 90) |
| 10536 | F | UNTREATED | BODY/INTEGUMENT | 84 | 6:51 | P | HAIR LOSS VENTRAL NECK |
| 10536 | F | UNTREATED | EYES/EARS/NOSE | 7 | 7:00 | P | DRIED RED MATERIAL AROUND NOSE |
| | | | | 7 | 7:00 | P | DRIED RED MATERIAL AROUND LEFT EYE |
| 10536 | F | UNTREATED | BODY/INTEG II | 14 | 6:52 | P | SCABBING LEFT LATERAL NECK |
| | | | | 70 | 6:39 | P | SCABBING DORSAL NECK |
| 10481 | F | 0 MG/KG/DAY | NORMAL | 0 | 7:07 | P | NO SIGNIFICANT CLINICAL OBSERVATIONS |
| | | | | 7 | 7:10 | P | NO SIGNIFICANT CLINICAL OBSERVATIONS |
| | | | | 21 | 7:00 | P | NO SIGNIFICANT CLINICAL OBSERVATIONS |
| 10481 | F | 0 MG/KG/DAY | DISPOSITION | 89 | 7:40 | P | PRIMARY NECROPSY (DAY 89) |
| 10481 | F | 0 MG/KG/DAY | BODY/INTEGUMENT | 14 | 7:04 | P | HAIR LOSS FORELIMB(S) |
| | | | | 28 | 7:06 | P | HAIR LOSS FORELIMB(S) |
| | | | | 35 | 7:12 | P | HAIR LOSS FORELIMB(S) |
| | | | | 42 | 6:52 | P | HAIR LOSS FORELIMB(S) |

GRADE CODE: 1 - SLIGHT 2 - MODERATE 3 - SEVERE P - PRESENT

STUDY DAYS: 0 THROUGH 90

| ANIMAL | SEX | GROUP | CATEGORY | STUDY DAY | TIME | GRADE | OBSERVATIONS |
|---|---|---|---|---|---|---|---|
| 10481 | F | 0 MG/KG/DAY | BODY/INTEGUMENT | 49 | 7:07 | P | HAIR LOSS FORELIMB(S) |
| | | | | 56 | 7:17 | P | HAIR LOSS FORELIMB(S) |
| | | | | 63 | 7:19 | P | HAIR LOSS FORELIMB(S) |
| | | | | 70 | 6:48 | P | HAIR LOSS FORELIMB(S) |
| | | | | 77 | 6:59 | P | HAIR LOSS FORELIMB(S) |
| | | | | 84 | 6:59 | P | HAIR LOSS FORELIMB(S) |
| | | | | 89 | 7:12 | P | HAIR LOSS FORELIMB(S) |
| 10505 | F | 0 MG/KG/DAY | NORMAL | 7 | 7:10 | P | NO SIGNIFICANT CLINICAL OBSERVATIONS |
| | | | | 14 | 7:05 | P | NO SIGNIFICANT CLINICAL OBSERVATIONS |
| | | | | 21 | 7:01 | P | NO SIGNIFICANT CLINICAL OBSERVATIONS |
| | | | | 35 | 7:12 | P | NO SIGNIFICANT CLINICAL OBSERVATIONS |
| | | | | 42 | 6:53 | P | NO SIGNIFICANT CLINICAL OBSERVATIONS |
| | | | | 49 | 7:08 | P | NO SIGNIFICANT CLINICAL OBSERVATIONS |
| | | | | 56 | 7:17 | P | NO SIGNIFICANT CLINICAL OBSERVATIONS |
| | | | | 63 | 7:19 | P | NO SIGNIFICANT CLINICAL OBSERVATIONS |
| | | | | 70 | 6:48 | P | NO SIGNIFICANT CLINICAL OBSERVATIONS |
| | | | | 77 | 6:59 | P | NO SIGNIFICANT CLINICAL OBSERVATIONS |
| | | | | 84 | 7:00 | P | NO SIGNIFICANT CLINICAL OBSERVATIONS |
| | | | | 89 | 7:12 | P | NO SIGNIFICANT CLINICAL OBSERVATIONS |
| 10505 | F | 0 MG/KG/DAY | DISPOSITION | 89 | 7:40 | P | PRIMARY NECROPSY (DAY 89) |
| 10505 | F | 0 MG/KG/DAY | EYES/EARS/NOSE | 0 | 7:08 | P | DRIED RED MATERIAL AROUND NOSE |
| 10505 | F | 0 MG/KG/DAY | BODY/INTEG II | 0 | 7:09 | P | SCABBING DORSAL TRUNK |
| | | | | 28 | 7:07 | P | SCABBING RIGHT LATERAL NECK |
| | | | | 28 | 7:07 | P | SCABBING VENTRAL NECK |
| 10489 | F | 0 MG/KG/DAY | NORMAL | 0 | 7:09 | P | NO SIGNIFICANT CLINICAL OBSERVATIONS |
| | | | | 7 | 7:11 | P | NO SIGNIFICANT CLINICAL OBSERVATIONS |
| | | | | 14 | 7:06 | P | NO SIGNIFICANT CLINICAL OBSERVATIONS |
| | | | | 21 | 7:02 | P | NO SIGNIFICANT CLINICAL OBSERVATIONS |
| | | | | 28 | 7:08 | P | NO SIGNIFICANT CLINICAL OBSERVATIONS |

GRADE CODE: 1 - SLIGHT 2 - MODERATE 3 - SEVERE P - PRESENT

STUDY DAYS: 0 THROUGH 90

| ANIMAL | SEX | GROUP | CATEGORY | STUDY DAY | TIME | GRADE | OBSERVATIONS |
|---|---|---|---|---|---|---|---|
| 10489 | F | 0 MG/KG/DAY | NORMAL | 35 | 7:13 | P | NO SIGNIFICANT CLINICAL OBSERVATIONS |
| | | | | 42 | 6:54 | P | NO SIGNIFICANT CLINICAL OBSERVATIONS |
| | | | | 49 | 7:09 | P | NO SIGNIFICANT CLINICAL OBSERVATIONS |
| | | | | 56 | 7:18 | P | NO SIGNIFICANT CLINICAL OBSERVATIONS |
| | | | | 63 | 7:20 | P | NO SIGNIFICANT CLINICAL OBSERVATIONS |
| | | | | 70 | 6:49 | P | NO SIGNIFICANT CLINICAL OBSERVATIONS |
| | | | | 77 | 7:00 | P | NO SIGNIFICANT CLINICAL OBSERVATIONS |
| | | | | 84 | 7:01 | P | NO SIGNIFICANT CLINICAL OBSERVATIONS |
| | | | | 89 | 7:13 | P | NO SIGNIFICANT CLINICAL OBSERVATIONS |
| 10489 | F | 0 MG/KG/DAY | DISPOSITION | 89 | 7:40 | P | PRIMARY NECROPSY (DAY 89) |
| 10502 | F | 0 MG/KG/DAY | NORMAL | 0 | 7:10 | P | NO SIGNIFICANT CLINICAL OBSERVATIONS |
| | | | | 7 | 7:12 | P | NO SIGNIFICANT CLINICAL OBSERVATIONS |
| | | | | 14 | 7:07 | P | NO SIGNIFICANT CLINICAL OBSERVATIONS |
| | | | | 21 | 7:02 | P | NO SIGNIFICANT CLINICAL OBSERVATIONS |
| | | | | 28 | 7:09 | P | NO SIGNIFICANT CLINICAL OBSERVATIONS |
| | | | | 35 | 7:14 | P | NO SIGNIFICANT CLINICAL OBSERVATIONS |
| | | | | 42 | 6:55 | P | NO SIGNIFICANT CLINICAL OBSERVATIONS |
| | | | | 49 | 7:10 | P | NO SIGNIFICANT CLINICAL OBSERVATIONS |
| | | | | 56 | 7:19 | P | NO SIGNIFICANT CLINICAL OBSERVATIONS |
| | | | | 63 | 7:20 | P | NO SIGNIFICANT CLINICAL OBSERVATIONS |
| | | | | 70 | 6:50 | P | NO SIGNIFICANT CLINICAL OBSERVATIONS |
| | | | | 77 | 7:01 | P | NO SIGNIFICANT CLINICAL OBSERVATIONS |
| | | | | 89 | 7:13 | P | NO SIGNIFICANT CLINICAL OBSERVATIONS |
| 10502 | F | 0 MG/KG/DAY | DISPOSITION | 89 | 7:40 | P | PRIMARY NECROPSY (DAY 89) |
| 10502 | F | 0 MG/KG/DAY | BODY/INTEGUMENT | 84 | 7:01 | P | HAIR LOSS VENTRAL NECK |
| 10519 | F | 0 MG/KG/DAY | NORMAL | 0 | 7:10 | P | NO SIGNIFICANT CLINICAL OBSERVATIONS |
| | | | | 14 | 7:07 | P | NO SIGNIFICANT CLINICAL OBSERVATIONS |
| | | | | 21 | 7:03 | P | NO SIGNIFICANT CLINICAL OBSERVATIONS |
| | | | | 28 | 7:10 | P | NO SIGNIFICANT CLINICAL OBSERVATIONS |

GRADE CODE: 1 - SLIGHT 2 - MODERATE 3 - SEVERE P - PRESENT

STUDY DAYS: 0 THROUGH 90

| ANIMAL | SEX | GROUP | CATEGORY | STUDY DAY | TIME | GRADE | OBSERVATIONS |
|---|---|---|---|---|---|---|---|
| 10519 | F | 0 MG/KG/DAY | NORMAL | 35 | 7:14 | P | NO SIGNIFICANT CLINICAL OBSERVATIONS |
| | | | | 42 | 6:55 | P | NO SIGNIFICANT CLINICAL OBSERVATIONS |
| | | | | 49 | 7:11 | P | NO SIGNIFICANT CLINICAL OBSERVATIONS |
| | | | | 56 | 7:20 | P | NO SIGNIFICANT CLINICAL OBSERVATIONS |
| | | | | 63 | 7:21 | P | NO SIGNIFICANT CLINICAL OBSERVATIONS |
| | | | | 70 | 6:50 | P | NO SIGNIFICANT CLINICAL OBSERVATIONS |
| | | | | 77 | 7:01 | P | NO SIGNIFICANT CLINICAL OBSERVATIONS |
| | | | | 84 | 7:02 | P | NO SIGNIFICANT CLINICAL OBSERVATIONS |
| | | | | 89 | 7:13 | P | NO SIGNIFICANT CLINICAL OBSERVATIONS |
| 10519 | F | 0 MG/KG/DAY | DISPOSITION | 89 | 7:40 | P | PRIMARY NECROPSY (DAY 89) |
| 10519 | F | 0 MG/KG/DAY | EYES/EARS/NOSE | 7 | 7:12 | P | DRIED RED MATERIAL AROUND LEFT EYE |
| 10478 | F | 0 MG/KG/DAY | NORMAL | 7 | 7:15 | P | NO SIGNIFICANT CLINICAL OBSERVATIONS |
| | | | | 21 | 7:04 | P | NO SIGNIFICANT CLINICAL OBSERVATIONS |
| | | | | 28 | 7:11 | P | NO SIGNIFICANT CLINICAL OBSERVATIONS |
| | | | | 35 | 7:15 | P | NO SIGNIFICANT CLINICAL OBSERVATIONS |
| | | | | 42 | 6:56 | P | NO SIGNIFICANT CLINICAL OBSERVATIONS |
| | | | | 49 | 7:11 | P | NO SIGNIFICANT CLINICAL OBSERVATIONS |
| | | | | 56 | 7:20 | P | NO SIGNIFICANT CLINICAL OBSERVATIONS |
| | | | | 63 | 7:21 | P | NO SIGNIFICANT CLINICAL OBSERVATIONS |
| | | | | 70 | 6:51 | P | NO SIGNIFICANT CLINICAL OBSERVATIONS |
| | | | | 77 | 7:02 | P | NO SIGNIFICANT CLINICAL OBSERVATIONS |
| | | | | 84 | 7:03 | P | NO SIGNIFICANT CLINICAL OBSERVATIONS |
| | | | | 90 | 6:32 | P | NO SIGNIFICANT CLINICAL OBSERVATIONS |
| 10478 | F | 0 MG/KG/DAY | DISPOSITION | 90 | 6:56 | P | PRIMARY NECROPSY (DAY 90) |
| 10478 | F | 0 MG/KG/DAY | EYES/EARS/NOSE | 14 | 7:08 | P | DRIED RED MATERIAL AROUND NOSE |
| 10478 | F | 0 MG/KG/DAY | BODY/INTEG II | 0 | 7:11 | P | SCABBING DORSAL TRUNK |
| 10530 | F | 0 MG/KG/DAY | NORMAL | 0 | 7:12 | P | NO SIGNIFICANT CLINICAL OBSERVATIONS |
| | | | | 14 | 7:09 | P | NO SIGNIFICANT CLINICAL OBSERVATIONS |
| | | | | 21 | 7:05 | P | NO SIGNIFICANT CLINICAL OBSERVATIONS |

GRADE CODE: 1 - SLIGHT 2 - MODERATE 3 - SEVERE P - PRESENT

STUDY DAYS: 0 THROUGH 90

| ANIMAL | SEX | GROUP | CATEGORY | STUDY DAY | TIME | GRADE | OBSERVATIONS |
|---|---|---|---|---|---|---|---|
| 10530 | F | 0 MG/KG/DAY | NORMAL | 28 | 7:12 | P | NO SIGNIFICANT CLINICAL OBSERVATIONS |
| | | | | 35 | 7:16 | P | NO SIGNIFICANT CLINICAL OBSERVATIONS |
| | | | | 42 | 6:57 | P | NO SIGNIFICANT CLINICAL OBSERVATIONS |
| | | | | 49 | 7:12 | P | NO SIGNIFICANT CLINICAL OBSERVATIONS |
| 10530 | F | 0 MG/KG/DAY | DISPOSITION | 90 | 6:57 | P | PRIMARY NECROPSY (DAY 90) |
| 10530 | F | 0 MG/KG/DAY | BODY/INTEGUMENT | 56 | 7:21 | P | HAIR LOSS FORELIMB(S) |
| | | | | 63 | 7:22 | P | HAIR LOSS FORELIMB(S) |
| | | | | 70 | 6:52 | P | HAIR LOSS FORELIMB(S) |
| | | | | 77 | 7:03 | P | HAIR LOSS FORELIMB(S) |
| | | | | 84 | 7:03 | P | HAIR LOSS FORELIMB(S) |
| | | | | 90 | 6:32 | P | HAIR LOSS FORELIMB(S) |
| 10530 | F | 0 MG/KG/DAY | EYES/EARS/NOSE | 7 | 7:16 | P | DRIED RED MATERIAL AROUND NOSE |
| 10534 | F | 0 MG/KG/DAY | NORMAL | 0 | 7:12 | P | NO SIGNIFICANT CLINICAL OBSERVATIONS |
| | | | | 7 | 7:18 | P | NO SIGNIFICANT CLINICAL OBSERVATIONS |
| | | | | 14 | 7:09 | P | NO SIGNIFICANT CLINICAL OBSERVATIONS |
| | | | | 21 | 7:05 | P | NO SIGNIFICANT CLINICAL OBSERVATIONS |
| | | | | 35 | 7:16 | P | NO SIGNIFICANT CLINICAL OBSERVATIONS |
| | | | | 42 | 6:58 | P | NO SIGNIFICANT CLINICAL OBSERVATIONS |
| | | | | 49 | 7:13 | P | NO SIGNIFICANT CLINICAL OBSERVATIONS |
| | | | | 56 | 7:21 | P | NO SIGNIFICANT CLINICAL OBSERVATIONS |
| | | | | 70 | 6:52 | P | NO SIGNIFICANT CLINICAL OBSERVATIONS |
| | | | | 77 | 7:04 | P | NO SIGNIFICANT CLINICAL OBSERVATIONS |
| | | | | 84 | 7:04 | P | NO SIGNIFICANT CLINICAL OBSERVATIONS |
| | | | | 90 | 6:33 | P | NO SIGNIFICANT CLINICAL OBSERVATIONS |
| 10534 | F | 0 MG/KG/DAY | DISPOSITION | 90 | 6:57 | P | PRIMARY NECROPSY (DAY 90) |
| 10534 | F | 0 MG/KG/DAY | BODY/INTEGUMENT | 28 | 7:13 | P | HAIR LOSS FORELIMB(S) |
| | | | | 63 | 7:24 | P | HAIR LOSS FORELIMB(S) |
| 10534 | F | 0 MG/KG/DAY | SPECIAL | 28 | 7:13 | P | REDDENED LEFT FORELIMB |
| 10535 | F | 0 MG/KG/DAY | NORMAL | 0 | 7:13 | P | NO SIGNIFICANT CLINICAL OBSERVATIONS |

GRADE CODE: 1 - SLIGHT 2 - MODERATE 3 - SEVERE P - PRESENT

STUDY DAYS: 0 THROUGH 90

| ANIMAL | SEX | GROUP | CATEGORY | STUDY DAY | TIME | GRADE | OBSERVATIONS |
|---|---|---|---|---|---|---|---|
| 10535 | F | 0 MG/KG/DAY | NORMAL | 7 | 7:19 | P | NO SIGNIFICANT CLINICAL OBSERVATIONS |
| | | | | 14 | 7:10 | P | NO SIGNIFICANT CLINICAL OBSERVATIONS |
| | | | | 21 | 7:06 | P | NO SIGNIFICANT CLINICAL OBSERVATIONS |
| | | | | 28 | 7:14 | P | NO SIGNIFICANT CLINICAL OBSERVATIONS |
| | | | | 35 | 7:17 | P | NO SIGNIFICANT CLINICAL OBSERVATIONS |
| | | | | 42 | 6:59 | P | NO SIGNIFICANT CLINICAL OBSERVATIONS |
| | | | | 49 | 7:14 | P | NO SIGNIFICANT CLINICAL OBSERVATIONS |
| | | | | 56 | 7:22 | P | NO SIGNIFICANT CLINICAL OBSERVATIONS |
| | | | | 63 | 7:24 | P | NO SIGNIFICANT CLINICAL OBSERVATIONS |
| | | | | 70 | 6:53 | P | NO SIGNIFICANT CLINICAL OBSERVATIONS |
| | | | | 77 | 7:05 | P | NO SIGNIFICANT CLINICAL OBSERVATIONS |
| | | | | 84 | 7:05 | P | NO SIGNIFICANT CLINICAL OBSERVATIONS |
| 10535 | F | 0 MG/KG/DAY | DISPOSITION | 90 | 6:57 | P | PRIMARY NECROPSY (DAY 90) |
| 10535 | F | 0 MG/KG/DAY | EYES/EARS/NOSE | 90 | 6:33 | P | DRIED RED MATERIAL AROUND NOSE |
| 10537 | F | 0 MG/KG/DAY | NORMAL | 0 | 7:13 | P | NO SIGNIFICANT CLINICAL OBSERVATIONS |
| | | | | 7 | 7:20 | P | NO SIGNIFICANT CLINICAL OBSERVATIONS |
| | | | | 14 | 7:11 | P | NO SIGNIFICANT CLINICAL OBSERVATIONS |
| | | | | 21 | 7:07 | P | NO SIGNIFICANT CLINICAL OBSERVATIONS |
| | | | | 28 | 7:15 | P | NO SIGNIFICANT CLINICAL OBSERVATIONS |
| | | | | 35 | 7:18 | P | NO SIGNIFICANT CLINICAL OBSERVATIONS |
| | | | | 42 | 7:00 | P | NO SIGNIFICANT CLINICAL OBSERVATIONS |
| | | | | 49 | 7:14 | P | NO SIGNIFICANT CLINICAL OBSERVATIONS |
| | | | | 56 | 7:22 | P | NO SIGNIFICANT CLINICAL OBSERVATIONS |
| | | | | 63 | 7:25 | P | NO SIGNIFICANT CLINICAL OBSERVATIONS |
| | | | | 70 | 6:53 | P | NO SIGNIFICANT CLINICAL OBSERVATIONS |
| | | | | 84 | 7:05 | P | NO SIGNIFICANT CLINICAL OBSERVATIONS |
| | | | | 90 | 6:33 | P | NO SIGNIFICANT CLINICAL OBSERVATIONS |
| 10537 | F | 0 MG/KG/DAY | DISPOSITION | 90 | 6:57 | P | PRIMARY NECROPSY (DAY 90) |
| 10537 | F | 0 MG/KG/DAY | BODY/INTEG II | 77 | 7:06 | P | SCABBING FACIAL AREA |

GRADE CODE: 1 - SLIGHT 2 - MODERATE 3 - SEVERE P - PRESENT

STUDY DAYS: 0 THROUGH 90

| ANIMAL | SEX | GROUP | CATEGORY | STUDY DAY | TIME | GRADE | OBSERVATIONS |
|---|---|---|---|---|---|---|---|
| 10479 | F | 5 MG/KG/DAY | NORMAL | 0 | 7:24 | P | NO SIGNIFICANT CLINICAL OBSERVATIONS |
| | | | | 7 | 7:29 | P | NO SIGNIFICANT CLINICAL OBSERVATIONS |
| | | | | 14 | 7:21 | P | NO SIGNIFICANT CLINICAL OBSERVATIONS |
| | | | | 21 | 7:17 | P | NO SIGNIFICANT CLINICAL OBSERVATIONS |
| | | | | 28 | 7:28 | P | NO SIGNIFICANT CLINICAL OBSERVATIONS |
| | | | | 35 | 7:26 | P | NO SIGNIFICANT CLINICAL OBSERVATIONS |
| | | | | 42 | 7:11 | P | NO SIGNIFICANT CLINICAL OBSERVATIONS |
| | | | | 49 | 7:23 | P | NO SIGNIFICANT CLINICAL OBSERVATIONS |
| | | | | 56 | 7:31 | P | NO SIGNIFICANT CLINICAL OBSERVATIONS |
| | | | | 63 | 7:40 | P | NO SIGNIFICANT CLINICAL OBSERVATIONS |
| | | | | 70 | 7:03 | P | NO SIGNIFICANT CLINICAL OBSERVATIONS |
| | | | | 77 | 7:19 | P | NO SIGNIFICANT CLINICAL OBSERVATIONS |
| | | | | 84 | 7:16 | P | NO SIGNIFICANT CLINICAL OBSERVATIONS |
| | | | | 89 | 7:15 | P | NO SIGNIFICANT CLINICAL OBSERVATIONS |
| 10479 | F | 5 MG/KG/DAY | DISPOSITION | 89 | 7:41 | P | PRIMARY NECROPSY (DAY 89) |
| 10482 | F | 5 MG/KG/DAY | NORMAL | 0 | 7:24 | P | NO SIGNIFICANT CLINICAL OBSERVATIONS |
| | | | | 7 | 7:30 | P | NO SIGNIFICANT CLINICAL OBSERVATIONS |
| | | | | 14 | 7:22 | P | NO SIGNIFICANT CLINICAL OBSERVATIONS |
| | | | | 21 | 7:18 | P | NO SIGNIFICANT CLINICAL OBSERVATIONS |
| | | | | 28 | 7:29 | P | NO SIGNIFICANT CLINICAL OBSERVATIONS |
| | | | | 35 | 7:27 | P | NO SIGNIFICANT CLINICAL OBSERVATIONS |
| | | | | 42 | 7:12 | P | NO SIGNIFICANT CLINICAL OBSERVATIONS |
| | | | | 49 | 7:23 | P | NO SIGNIFICANT CLINICAL OBSERVATIONS |
| | | | | 56 | 7:32 | P | NO SIGNIFICANT CLINICAL OBSERVATIONS |
| | | | | 70 | 7:04 | P | NO SIGNIFICANT CLINICAL OBSERVATIONS |
| | | | | 77 | 7:20 | P | NO SIGNIFICANT CLINICAL OBSERVATIONS |
| | | | | 89 | 7:16 | P | NO SIGNIFICANT CLINICAL OBSERVATIONS |
| 10482 | F | 5 MG/KG/DAY | DISPOSITION | 89 | 7:41 | P | PRIMARY NECROPSY (DAY 89) |
| 10482 | F | 5 MG/KG/DAY | BODY/INTEGUMENT | 63 | 7:41 | P | HAIR LOSS VENTRAL NECK |

GRADE CODE: 1 - SLIGHT 2 - MODERATE 3 - SEVERE P - PRESENT

STUDY DAYS: 0 THROUGH 90

| ANIMAL | SEX | GROUP | CATEGORY | STUDY DAY | TIME | GRADE | OBSERVATIONS |
|---|---|---|---|---|---|---|---|
| 10482 | F | 5 MG/KG/DAY | BODY/INTEGUMENT | 84 | 7:17 | P | HAIR LOSS VENTRAL NECK |
| 10490 | F | 5 MG/KG/DAY | NORMAL | 0 | 7:25 | P | NO SIGNIFICANT CLINICAL OBSERVATIONS |
| | | | | 7 | 7:30 | P | NO SIGNIFICANT CLINICAL OBSERVATIONS |
| | | | | 14 | 7:22 | P | NO SIGNIFICANT CLINICAL OBSERVATIONS |
| | | | | 21 | 7:18 | P | NO SIGNIFICANT CLINICAL OBSERVATIONS |
| | | | | 28 | 7:29 | P | NO SIGNIFICANT CLINICAL OBSERVATIONS |
| | | | | 35 | 7:28 | P | NO SIGNIFICANT CLINICAL OBSERVATIONS |
| | | | | 42 | 7:13 | P | NO SIGNIFICANT CLINICAL OBSERVATIONS |
| | | | | 49 | 7:24 | P | NO SIGNIFICANT CLINICAL OBSERVATIONS |
| | | | | 56 | 7:33 | P | NO SIGNIFICANT CLINICAL OBSERVATIONS |
| | | | | 63 | 7:41 | P | NO SIGNIFICANT CLINICAL OBSERVATIONS |
| | | | | 70 | 7:06 | P | NO SIGNIFICANT CLINICAL OBSERVATIONS |
| | | | | 77 | 7:21 | P | NO SIGNIFICANT CLINICAL OBSERVATIONS |
| | | | | 84 | 7:17 | P | NO SIGNIFICANT CLINICAL OBSERVATIONS |
| | | | | 89 | 7:16 | P | NO SIGNIFICANT CLINICAL OBSERVATIONS |
| 10490 | F | 5 MG/KG/DAY | DISPOSITION | 89 | 7:41 | P | PRIMARY NECROPSY (DAY 89) |
| 10501 | F | 5 MG/KG/DAY | NORMAL | 0 | 7:25 | P | NO SIGNIFICANT CLINICAL OBSERVATIONS |
| | | | | 7 | 7:32 | P | NO SIGNIFICANT CLINICAL OBSERVATIONS |
| | | | | 14 | 7:23 | P | NO SIGNIFICANT CLINICAL OBSERVATIONS |
| | | | | 21 | 7:19 | P | NO SIGNIFICANT CLINICAL OBSERVATIONS |
| | | | | 28 | 7:30 | P | NO SIGNIFICANT CLINICAL OBSERVATIONS |
| | | | | 35 | 7:28 | P | NO SIGNIFICANT CLINICAL OBSERVATIONS |
| | | | | 42 | 7:13 | P | NO SIGNIFICANT CLINICAL OBSERVATIONS |
| | | | | 49 | 7:25 | P | NO SIGNIFICANT CLINICAL OBSERVATIONS |
| | | | | 56 | 7:34 | P | NO SIGNIFICANT CLINICAL OBSERVATIONS |
| | | | | 63 | 7:42 | P | NO SIGNIFICANT CLINICAL OBSERVATIONS |
| | | | | 70 | 7:06 | P | NO SIGNIFICANT CLINICAL OBSERVATIONS |
| | | | | 77 | 7:22 | P | NO SIGNIFICANT CLINICAL OBSERVATIONS |
| | | | | 89 | 7:16 | P | NO SIGNIFICANT CLINICAL OBSERVATIONS |

GRADE CODE: 1 - SLIGHT 2 - MODERATE 3 - SEVERE P - PRESENT

STUDY DAYS: 0 THROUGH 90

| ANIMAL | SEX | GROUP | CATEGORY | STUDY DAY | TIME | GRADE | OBSERVATIONS |
|---|---|---|---|---|---|---|---|
| 10501 | F | 5 MG/KG/DAY | DISPOSITION | 89 | 7:41 | P | PRIMARY NECROPSY (DAY 89) |
| 10501 | F | 5 MG/KG/DAY | BODY/INTEGUMENT | 84 | 7:18 | P | HAIR LOSS VENTRAL NECK |
| 10508 | F | 5 MG/KG/DAY | NORMAL | 0 | 7:26 | P | NO SIGNIFICANT CLINICAL OBSERVATIONS |
| | | | | 7 | 7:32 | P | NO SIGNIFICANT CLINICAL OBSERVATIONS |
| | | | | 14 | 7:24 | P | NO SIGNIFICANT CLINICAL OBSERVATIONS |
| | | | | 21 | 7:20 | P | NO SIGNIFICANT CLINICAL OBSERVATIONS |
| | | | | 28 | 7:32 | P | NO SIGNIFICANT CLINICAL OBSERVATIONS |
| | | | | 35 | 7:29 | P | NO SIGNIFICANT CLINICAL OBSERVATIONS |
| | | | | 42 | 7:15 | P | NO SIGNIFICANT CLINICAL OBSERVATIONS |
| | | | | 49 | 7:26 | P | NO SIGNIFICANT CLINICAL OBSERVATIONS |
| | | | | 56 | 7:35 | P | NO SIGNIFICANT CLINICAL OBSERVATIONS |
| | | | | 63 | 7:43 | P | NO SIGNIFICANT CLINICAL OBSERVATIONS |
| | | | | 70 | 7:07 | P | NO SIGNIFICANT CLINICAL OBSERVATIONS |
| | | | | 77 | 7:22 | P | NO SIGNIFICANT CLINICAL OBSERVATIONS |
| | | | | 84 | 7:19 | P | NO SIGNIFICANT CLINICAL OBSERVATIONS |
| | | | | 89 | 7:16 | P | NO SIGNIFICANT CLINICAL OBSERVATIONS |
| 10508 | F | 5 MG/KG/DAY | DISPOSITION | 89 | 7:41 | P | PRIMARY NECROPSY (DAY 89) |
| 10513 | F | 5 MG/KG/DAY | NORMAL | 0 | 7:27 | P | NO SIGNIFICANT CLINICAL OBSERVATIONS |
| | | | | 7 | 7:33 | P | NO SIGNIFICANT CLINICAL OBSERVATIONS |
| | | | | 14 | 7:25 | P | NO SIGNIFICANT CLINICAL OBSERVATIONS |
| | | | | 21 | 7:21 | P | NO SIGNIFICANT CLINICAL OBSERVATIONS |
| | | | | 28 | 7:32 | P | NO SIGNIFICANT CLINICAL OBSERVATIONS |
| | | | | 35 | 7:30 | P | NO SIGNIFICANT CLINICAL OBSERVATIONS |
| | | | | 42 | 7:15 | P | NO SIGNIFICANT CLINICAL OBSERVATIONS |
| | | | | 49 | 7:27 | P | NO SIGNIFICANT CLINICAL OBSERVATIONS |
| | | | | 56 | 7:35 | P | NO SIGNIFICANT CLINICAL OBSERVATIONS |
| | | | | 63 | 7:43 | P | NO SIGNIFICANT CLINICAL OBSERVATIONS |
| | | | | 70 | 7:07 | P | NO SIGNIFICANT CLINICAL OBSERVATIONS |
| | | | | 77 | 7:23 | P | NO SIGNIFICANT CLINICAL OBSERVATIONS |

GRADE CODE: 1 - SLIGHT 2 - MODERATE 3 - SEVERE P - PRESENT

STUDY DAYS: 0 THROUGH 90

| ANIMAL | SEX | GROUP | CATEGORY | STUDY DAY | TIME | GRADE | OBSERVATIONS |
|---|---|---|---|---|---|---|---|
| 10513 | F | 5 MG/KG/DAY | NORMAL | 84 | 7:20 | P | NO SIGNIFICANT CLINICAL OBSERVATIONS |
| | | | | 90 | 6:35 | P | NO SIGNIFICANT CLINICAL OBSERVATIONS |
| 10513 | F | 5 MG/KG/DAY | DISPOSITION | 90 | 6:57 | P | PRIMARY NECROPSY (DAY 90) |
| 10520 | F | 5 MG/KG/DAY | NORMAL | 0 | 7:27 | P | NO SIGNIFICANT CLINICAL OBSERVATIONS |
| | | | | 7 | 7:34 | P | NO SIGNIFICANT CLINICAL OBSERVATIONS |
| | | | | 14 | 7:26 | P | NO SIGNIFICANT CLINICAL OBSERVATIONS |
| | | | | 21 | 7:22 | P | NO SIGNIFICANT CLINICAL OBSERVATIONS |
| | | | | 28 | 7:33 | P | NO SIGNIFICANT CLINICAL OBSERVATIONS |
| | | | | 35 | 7:31 | P | NO SIGNIFICANT CLINICAL OBSERVATIONS |
| | | | | 42 | 7:16 | P | NO SIGNIFICANT CLINICAL OBSERVATIONS |
| | | | | 56 | 7:36 | P | NO SIGNIFICANT CLINICAL OBSERVATIONS |
| | | | | 63 | 7:44 | P | NO SIGNIFICANT CLINICAL OBSERVATIONS |
| | | | | 70 | 7:08 | P | NO SIGNIFICANT CLINICAL OBSERVATIONS |
| | | | | 77 | 7:24 | P | NO SIGNIFICANT CLINICAL OBSERVATIONS |
| | | | | 84 | 7:20 | P | NO SIGNIFICANT CLINICAL OBSERVATIONS |
| | | | | 90 | 6:35 | P | NO SIGNIFICANT CLINICAL OBSERVATIONS |
| 10520 | F | 5 MG/KG/DAY | DISPOSITION | 90 | 6:58 | P | PRIMARY NECROPSY (DAY 90) |
| 10520 | F | 5 MG/KG/DAY | BODY/INTEG II | 49 | 7:28 | P | SCABBING FACIAL AREA |
| 10521 | F | 5 MG/KG/DAY | NORMAL | 0 | 7:28 | P | NO SIGNIFICANT CLINICAL OBSERVATIONS |
| | | | | 7 | 7:34 | P | NO SIGNIFICANT CLINICAL OBSERVATIONS |
| | | | | 14 | 7:26 | P | NO SIGNIFICANT CLINICAL OBSERVATIONS |
| | | | | 21 | 7:22 | P | NO SIGNIFICANT CLINICAL OBSERVATIONS |
| | | | | 28 | 7:34 | P | NO SIGNIFICANT CLINICAL OBSERVATIONS |
| | | | | 35 | 7:31 | P | NO SIGNIFICANT CLINICAL OBSERVATIONS |
| | | | | 42 | 7:17 | P | NO SIGNIFICANT CLINICAL OBSERVATIONS |
| | | | | 49 | 7:29 | P | NO SIGNIFICANT CLINICAL OBSERVATIONS |
| | | | | 56 | 7:37 | P | NO SIGNIFICANT CLINICAL OBSERVATIONS |
| | | | | 63 | 7:44 | P | NO SIGNIFICANT CLINICAL OBSERVATIONS |
| | | | | 70 | 7:08 | P | NO SIGNIFICANT CLINICAL OBSERVATIONS |

GRADE CODE: 1 - SLIGHT 2 - MODERATE 3 - SEVERE P - PRESENT

STUDY DAYS: 0 THROUGH 90

| ANIMAL | SEX | GROUP | CATEGORY | STUDY DAY | TIME | GRADE | OBSERVATIONS |
|---|---|---|---|---|---|---|---|
| 10521 | F | 5 MG/KG/DAY | NORMAL | 77 | 7:25 | P | NO SIGNIFICANT CLINICAL OBSERVATIONS |
| | | | | 84 | 7:21 | P | NO SIGNIFICANT CLINICAL OBSERVATIONS |
| | | | | 90 | 6:35 | P | NO SIGNIFICANT CLINICAL OBSERVATIONS |
| 10521 | F | 5 MG/KG/DAY | DISPOSITION | 90 | 6:58 | P | PRIMARY NECROPSY (DAY 90) |
| 10531 | F | 5 MG/KG/DAY | NORMAL | 0 | 7:29 | P | NO SIGNIFICANT CLINICAL OBSERVATIONS |
| | | | | 7 | 7:35 | P | NO SIGNIFICANT CLINICAL OBSERVATIONS |
| | | | | 14 | 7:27 | P | NO SIGNIFICANT CLINICAL OBSERVATIONS |
| | | | | 21 | 7:23 | P | NO SIGNIFICANT CLINICAL OBSERVATIONS |
| | | | | 28 | 7:35 | P | NO SIGNIFICANT CLINICAL OBSERVATIONS |
| | | | | 35 | 7:32 | P | NO SIGNIFICANT CLINICAL OBSERVATIONS |
| | | | | 42 | 7:18 | P | NO SIGNIFICANT CLINICAL OBSERVATIONS |
| | | | | 49 | 7:29 | P | NO SIGNIFICANT CLINICAL OBSERVATIONS |
| | | | | 56 | 7:37 | P | NO SIGNIFICANT CLINICAL OBSERVATIONS |
| | | | | 63 | 7:45 | P | NO SIGNIFICANT CLINICAL OBSERVATIONS |
| | | | | 70 | 7:09 | P | NO SIGNIFICANT CLINICAL OBSERVATIONS |
| | | | | 77 | 7:25 | P | NO SIGNIFICANT CLINICAL OBSERVATIONS |
| | | | | 84 | 7:22 | P | NO SIGNIFICANT CLINICAL OBSERVATIONS |
| | | | | 90 | 6:35 | P | NO SIGNIFICANT CLINICAL OBSERVATIONS |
| 10531 | F | 5 MG/KG/DAY | DISPOSITION | 90 | 6:58 | P | PRIMARY NECROPSY (DAY 90) |
| 10532 | F | 5 MG/KG/DAY | NORMAL | 0 | 7:31 | P | NO SIGNIFICANT CLINICAL OBSERVATIONS |
| | | | | 7 | 7:36 | P | NO SIGNIFICANT CLINICAL OBSERVATIONS |
| | | | | 14 | 7:28 | P | NO SIGNIFICANT CLINICAL OBSERVATIONS |
| | | | | 21 | 7:23 | P | NO SIGNIFICANT CLINICAL OBSERVATIONS |
| | | | | 28 | 7:36 | P | NO SIGNIFICANT CLINICAL OBSERVATIONS |
| | | | | 35 | 7:33 | P | NO SIGNIFICANT CLINICAL OBSERVATIONS |
| | | | | 42 | 7:19 | P | NO SIGNIFICANT CLINICAL OBSERVATIONS |
| | | | | 49 | 7:30 | P | NO SIGNIFICANT CLINICAL OBSERVATIONS |
| | | | | 56 | 7:38 | P | NO SIGNIFICANT CLINICAL OBSERVATIONS |
| | | | | 63 | 7:46 | P | NO SIGNIFICANT CLINICAL OBSERVATIONS |

GRADE CODE: 1 - SLIGHT 2 - MODERATE 3 - SEVERE P - PRESENT

STUDY DAYS: 0 THROUGH 90

| ANIMAL | SEX | GROUP | CATEGORY | STUDY DAY | TIME | GRADE | OBSERVATIONS |
|---|---|---|---|---|---|---|---|
| 10532 | F | 5 MG/KG/DAY | NORMAL | 70 | 7:10 | P | NO SIGNIFICANT CLINICAL OBSERVATIONS |
| | | | | 77 | 7:26 | P | NO SIGNIFICANT CLINICAL OBSERVATIONS |
| | | | | 84 | 7:23 | P | NO SIGNIFICANT CLINICAL OBSERVATIONS |
| | | | | 90 | 6:35 | P | NO SIGNIFICANT CLINICAL OBSERVATIONS |
| 10532 | F | 5 MG/KG/DAY | DISPOSITION | 90 | 6:58 | P | PRIMARY NECROPSY (DAY 90) |
| 10485 | F | 25 MG/KG/DAY | NORMAL | 0 | 7:39 | P | NO SIGNIFICANT CLINICAL OBSERVATIONS |
| | | | | 14 | 7:37 | P | NO SIGNIFICANT CLINICAL OBSERVATIONS |
| | | | | 21 | 7:33 | P | NO SIGNIFICANT CLINICAL OBSERVATIONS |
| | | | | 28 | 7:49 | P | NO SIGNIFICANT CLINICAL OBSERVATIONS |
| | | | | 35 | 7:43 | P | NO SIGNIFICANT CLINICAL OBSERVATIONS |
| | | | | 42 | 7:32 | P | NO SIGNIFICANT CLINICAL OBSERVATIONS |
| | | | | 49 | 7:39 | P | NO SIGNIFICANT CLINICAL OBSERVATIONS |
| | | | | 56 | 7:49 | P | NO SIGNIFICANT CLINICAL OBSERVATIONS |
| | | | | 63 | 7:59 | P | NO SIGNIFICANT CLINICAL OBSERVATIONS |
| | | | | 70 | 7:18 | P | NO SIGNIFICANT CLINICAL OBSERVATIONS |
| | | | | 77 | 7:38 | P | NO SIGNIFICANT CLINICAL OBSERVATIONS |
| | | | | 84 | 7:32 | P | NO SIGNIFICANT CLINICAL OBSERVATIONS |
| 10485 | F | 25 MG/KG/DAY | DISPOSITION | 89 | 7:42 | P | PRIMARY NECROPSY (DAY 89) |
| 10485 | F | 25 MG/KG/DAY | EYES/EARS/NOSE | 7 | 7:45 | P | DRIED RED MATERIAL AROUND NOSE |
| | | | | 89 | 7:20 | P | DRIED RED MATERIAL AROUND NOSE |
| 10492 | F | 25 MG/KG/DAY | NORMAL | 0 | 7:39 | P | NO SIGNIFICANT CLINICAL OBSERVATIONS |
| | | | | 7 | 7:46 | P | NO SIGNIFICANT CLINICAL OBSERVATIONS |
| | | | | 14 | 7:38 | P | NO SIGNIFICANT CLINICAL OBSERVATIONS |
| | | | | 21 | 7:34 | P | NO SIGNIFICANT CLINICAL OBSERVATIONS |
| | | | | 28 | 7:50 | P | NO SIGNIFICANT CLINICAL OBSERVATIONS |
| | | | | 35 | 7:44 | P | NO SIGNIFICANT CLINICAL OBSERVATIONS |
| | | | | 42 | 7:33 | P | NO SIGNIFICANT CLINICAL OBSERVATIONS |
| | | | | 49 | 7:40 | P | NO SIGNIFICANT CLINICAL OBSERVATIONS |
| | | | | 56 | 7:50 | P | NO SIGNIFICANT CLINICAL OBSERVATIONS |

GRADE CODE: 1 - SLIGHT 2 - MODERATE 3 - SEVERE P - PRESENT

STUDY DAYS: 0 THROUGH 90

| ANIMAL | SEX | GROUP | CATEGORY | STUDY DAY | TIME | GRADE | OBSERVATIONS |
|---|---|---|---|---|---|---|---|
| 10492 | F | 25 MG/KG/DAY | NORMAL | 63 | 8:00 | P | NO SIGNIFICANT CLINICAL OBSERVATIONS |
| | | | | 70 | 7:19 | P | NO SIGNIFICANT CLINICAL OBSERVATIONS |
| | | | | 77 | 7:39 | P | NO SIGNIFICANT CLINICAL OBSERVATIONS |
| | | | | 89 | 7:20 | P | NO SIGNIFICANT CLINICAL OBSERVATIONS |
| 10492 | F | 25 MG/KG/DAY | DISPOSITION | 89 | 7:42 | P | PRIMARY NECROPSY (DAY 89) |
| 10492 | F | 25 MG/KG/DAY | SPECIAL | 84 | 7:33 | P | SWOLLEN DIGIT(S) RIGHT FORELIMB |
| 10497 | F | 25 MG/KG/DAY | NORMAL | 0 | 7:40 | P | NO SIGNIFICANT CLINICAL OBSERVATIONS |
| | | | | 7 | 7:46 | P | NO SIGNIFICANT CLINICAL OBSERVATIONS |
| | | | | 14 | 7:39 | P | NO SIGNIFICANT CLINICAL OBSERVATIONS |
| | | | | 28 | 7:51 | P | NO SIGNIFICANT CLINICAL OBSERVATIONS |
| | | | | 42 | 7:34 | P | NO SIGNIFICANT CLINICAL OBSERVATIONS |
| | | | | 49 | 7:41 | P | NO SIGNIFICANT CLINICAL OBSERVATIONS |
| | | | | 56 | 7:50 | P | NO SIGNIFICANT CLINICAL OBSERVATIONS |
| | | | | 63 | 8:01 | P | NO SIGNIFICANT CLINICAL OBSERVATIONS |
| | | | | 77 | 7:39 | P | NO SIGNIFICANT CLINICAL OBSERVATIONS |
| | | | | 89 | 7:20 | P | NO SIGNIFICANT CLINICAL OBSERVATIONS |
| 10497 | F | 25 MG/KG/DAY | DISPOSITION | 89 | 7:42 | P | PRIMARY NECROPSY (DAY 89) |
| 10497 | F | 25 MG/KG/DAY | BODY/INTEGUMENT | 35 | 7:44 | P | HAIR LOSS DORSAL NECK |
| | | | | 70 | 7:19 | P | HAIR LOSS DORSAL NECK |
| | | | | 84 | 7:34 | P | HAIR LOSS DORSAL NECK |
| | | | | 84 | 7:34 | P | HAIR LOSS VENTRAL NECK |
| 10497 | F | 25 MG/KG/DAY | EYES/EARS/NOSE | 21 | 7:35 | P | DRIED RED MATERIAL AROUND LEFT EYE |
| 10498 | F | 25 MG/KG/DAY | NORMAL | 0 | 7:40 | P | NO SIGNIFICANT CLINICAL OBSERVATIONS |
| | | | | 7 | 7:47 | P | NO SIGNIFICANT CLINICAL OBSERVATIONS |
| | | | | 14 | 7:40 | P | NO SIGNIFICANT CLINICAL OBSERVATIONS |
| | | | | 21 | 7:36 | P | NO SIGNIFICANT CLINICAL OBSERVATIONS |
| | | | | 28 | 7:52 | P | NO SIGNIFICANT CLINICAL OBSERVATIONS |
| | | | | 35 | 7:45 | P | NO SIGNIFICANT CLINICAL OBSERVATIONS |
| | | | | 42 | 7:35 | P | NO SIGNIFICANT CLINICAL OBSERVATIONS |

GRADE CODE: 1 - SLIGHT 2 - MODERATE 3 - SEVERE P - PRESENT

STUDY DAYS: 0 THROUGH 90

| ANIMAL | SEX | GROUP | CATEGORY | STUDY DAY | TIME | GRADE | OBSERVATIONS |
|---|---|---|---|---|---|---|---|
| 10498 | F | 25 MG/KG/DAY | NORMAL | 49 | 7:41 | P | NO SIGNIFICANT CLINICAL OBSERVATIONS |
| | | | | 56 | 7:51 | P | NO SIGNIFICANT CLINICAL OBSERVATIONS |
| | | | | 63 | 8:01 | P | NO SIGNIFICANT CLINICAL OBSERVATIONS |
| | | | | 70 | 7:20 | P | NO SIGNIFICANT CLINICAL OBSERVATIONS |
| | | | | 77 | 7:40 | P | NO SIGNIFICANT CLINICAL OBSERVATIONS |
| | | | | 89 | 7:20 | P | NO SIGNIFICANT CLINICAL OBSERVATIONS |
| 10498 | F | 25 MG/KG/DAY | DISPOSITION | 89 | 7:42 | P | PRIMARY NECROPSY (DAY 89) |
| 10498 | F | 25 MG/KG/DAY | BODY/INTEGUMENT | 84 | 7:35 | P | HAIR LOSS VENTRAL NECK |
| 10500 | F | 25 MG/KG/DAY | NORMAL | 0 | 7:41 | P | NO SIGNIFICANT CLINICAL OBSERVATIONS |
| | | | | 7 | 7:48 | P | NO SIGNIFICANT CLINICAL OBSERVATIONS |
| | | | | 14 | 7:41 | P | NO SIGNIFICANT CLINICAL OBSERVATIONS |
| | | | | 21 | 7:36 | P | NO SIGNIFICANT CLINICAL OBSERVATIONS |
| | | | | 28 | 7:54 | P | NO SIGNIFICANT CLINICAL OBSERVATIONS |
| | | | | 35 | 7:46 | P | NO SIGNIFICANT CLINICAL OBSERVATIONS |
| | | | | 42 | 7:35 | P | NO SIGNIFICANT CLINICAL OBSERVATIONS |
| | | | | 49 | 7:42 | P | NO SIGNIFICANT CLINICAL OBSERVATIONS |
| | | | | 56 | 7:52 | P | NO SIGNIFICANT CLINICAL OBSERVATIONS |
| 10500 | F | 25 MG/KG/DAY | DISPOSITION | 89 | 7:42 | P | PRIMARY NECROPSY (DAY 89) |
| 10500 | F | 25 MG/KG/DAY | BODY/INTEGUMENT | 63 | 8:03 | P | HAIR LOSS FACIAL AREA |
| 10500 | F | 25 MG/KG/DAY | BODY/INTEG II | 63 | 8:03 | P | SCABBING DORSAL TRUNK |
| | | | | 70 | 7:20 | P | SCABBING DORSAL TRUNK |
| | | | | 77 | 7:41 | P | SCABBING DORSAL TRUNK |
| | | | | 84 | 7:36 | P | SCABBING DORSAL RUMP |
| | | | | 89 | 7:21 | P | SCABBING DORSAL TRUNK |
| 10504 | F | 25 MG/KG/DAY | NORMAL | 0 | 7:42 | P | NO SIGNIFICANT CLINICAL OBSERVATIONS |
| | | | | 7 | 7:49 | P | NO SIGNIFICANT CLINICAL OBSERVATIONS |
| | | | | 14 | 7:41 | P | NO SIGNIFICANT CLINICAL OBSERVATIONS |
| | | | | 21 | 7:37 | P | NO SIGNIFICANT CLINICAL OBSERVATIONS |
| | | | | 28 | 7:55 | P | NO SIGNIFICANT CLINICAL OBSERVATIONS |

GRADE CODE: 1 - SLIGHT 2 - MODERATE 3 - SEVERE P - PRESENT

STUDY DAYS: 0 THROUGH 90

| ANIMAL | SEX | GROUP | CATEGORY | STUDY DAY | TIME | GRADE | OBSERVATIONS |
|---|---|---|---|---|---|---|---|
| 10504 | F | 25 MG/KG/DAY | NORMAL | 35 | 7:46 | P | NO SIGNIFICANT CLINICAL OBSERVATIONS |
| | | | | 42 | 7:36 | P | NO SIGNIFICANT CLINICAL OBSERVATIONS |
| | | | | 49 | 7:43 | P | NO SIGNIFICANT CLINICAL OBSERVATIONS |
| | | | | 56 | 7:52 | P | NO SIGNIFICANT CLINICAL OBSERVATIONS |
| | | | | 63 | 8:04 | P | NO SIGNIFICANT CLINICAL OBSERVATIONS |
| | | | | 70 | 7:21 | P | NO SIGNIFICANT CLINICAL OBSERVATIONS |
| | | | | 77 | 7:42 | P | NO SIGNIFICANT CLINICAL OBSERVATIONS |
| | | | | 84 | 7:37 | P | NO SIGNIFICANT CLINICAL OBSERVATIONS |
| | | | | 90 | 6:36 | P | NO SIGNIFICANT CLINICAL OBSERVATIONS |
| 10504 | F | 25 MG/KG/DAY | DISPOSITION | 90 | 6:59 | P | PRIMARY NECROPSY (DAY 90) |
| 10506 | F | 25 MG/KG/DAY | NORMAL | 0 | 7:42 | P | NO SIGNIFICANT CLINICAL OBSERVATIONS |
| | | | | 7 | 7:49 | P | NO SIGNIFICANT CLINICAL OBSERVATIONS |
| | | | | 14 | 7:42 | P | NO SIGNIFICANT CLINICAL OBSERVATIONS |
| | | | | 21 | 7:38 | P | NO SIGNIFICANT CLINICAL OBSERVATIONS |
| | | | | 28 | 7:55 | P | NO SIGNIFICANT CLINICAL OBSERVATIONS |
| | | | | 35 | 7:47 | P | NO SIGNIFICANT CLINICAL OBSERVATIONS |
| | | | | 42 | 7:37 | P | NO SIGNIFICANT CLINICAL OBSERVATIONS |
| | | | | 49 | 7:44 | P | NO SIGNIFICANT CLINICAL OBSERVATIONS |
| | | | | 56 | 7:53 | P | NO SIGNIFICANT CLINICAL OBSERVATIONS |
| | | | | 63 | 8:04 | P | NO SIGNIFICANT CLINICAL OBSERVATIONS |
| | | | | 70 | 7:22 | P | NO SIGNIFICANT CLINICAL OBSERVATIONS |
| | | | | 77 | 7:43 | P | NO SIGNIFICANT CLINICAL OBSERVATIONS |
| | | | | 84 | 7:37 | P | NO SIGNIFICANT CLINICAL OBSERVATIONS |
| | | | | 90 | 6:37 | P | NO SIGNIFICANT CLINICAL OBSERVATIONS |
| 10506 | F | 25 MG/KG/DAY | DISPOSITION | 90 | 6:59 | P | PRIMARY NECROPSY (DAY 90) |
| 10507 | F | 25 MG/KG/DAY | NORMAL | 0 | 7:43 | P | NO SIGNIFICANT CLINICAL OBSERVATIONS |
| | | | | 7 | 7:50 | P | NO SIGNIFICANT CLINICAL OBSERVATIONS |
| | | | | 14 | 7:43 | P | NO SIGNIFICANT CLINICAL OBSERVATIONS |
| | | | | 21 | 7:39 | P | NO SIGNIFICANT CLINICAL OBSERVATIONS |

GRADE CODE: 1 - SLIGHT 2 - MODERATE 3 - SEVERE P - PRESENT

TABLE A2 (DETAILED PHYSICAL EXAMINATIONS/DISPOSITIONS)
A 90-DAY DERMAL STUDY UTILIZING CLARIFIED OILS IN RATS
INDIVIDUAL CLINICAL OBSERVATIONS



STUDY DAYS: 0 THROUGH 90

| ANIMAL | SEX | GROUP | CATEGORY | STUDY DAY | TIME | GRADE | OBSERVATIONS |
|---|---|---|---|---|---|---|---|
| 10507 | F | 25 MG/KG/DAY | NORMAL | 28 | 7:56 | P | NO SIGNIFICANT CLINICAL OBSERVATIONS |
| | | | | 35 | 7:48 | P | NO SIGNIFICANT CLINICAL OBSERVATIONS |
| 10507 | F | 25 MG/KG/DAY | DISPOSITION | 59 | 9:48 | P | SENT TO NECROPSY TO BE EUTHANIZED IN EXTREMIS- PHYSICAL CONDITION |
| 10507 | F | 25 MG/KG/DAY | BODY/INTEGUMENT | 49 | 7:46 | P | DERMAL ATONIA |
| | | | | 56 | 7:54 | P | DERMAL ATONIA |
| | | | | 56 | 7:55 | P | THIN |
| | | | | 59 | 9:46 | P | THIN |
| 10507 | F | 25 MG/KG/DAY | CARDIO-PULMONARY | 42 | 7:40 | P | EXTREMITIES PALE |
| | | | | 49 | 7:46 | P | EXTREMITIES PALE |
| | | | | 49 | 7:46 | P | BODY PALE |
| | | | | 56 | 7:55 | P | BODY PALE |
| | | | | 59 | 9:47 | P | BODY COOL TO TOUCH |
| | | | | 59 | 9:47 | P | BODY PALE |
| | | | | 59 | 9:47 | P | EXTREMITIES PALE |
| | | | | 59 | 9:47 | P | EXTREMITIES COOL TO TOUCH |
| 10507 | F | 25 MG/KG/DAY | EYES/EARS/NOSE | 59 | 9:46 | P | DRIED RED MATERIAL AROUND NOSE |
| 10507 | F | 25 MG/KG/DAY | EXCRETA | 42 | 7:39 | P | DEFECATION DECREASED |
| | | | | 49 | 7:45 | P | DEFECATION DECREASED |
| | | | | 59 | 9:46 | P | DEFECATION DECREASED |
| | | | | 59 | 9:47 | P | WET YELLOW MATERIAL UROGENITAL AREA |
| 10507 | F | 25 MG/KG/DAY | SPECIAL | 59 | 9:46 | P | SWOLLEN ABDOMINAL AREA |
| | | | | 59 | 9:46 | P | SWOLLEN LEFT FORELIMB |
| | | | | 59 | 9:46 | P | SWOLLEN RIGHT FORELIMB |
| 10509 | F | 25 MG/KG/DAY | NORMAL | 0 | 7:43 | P | NO SIGNIFICANT CLINICAL OBSERVATIONS |
| | | | | 7 | 7:51 | P | NO SIGNIFICANT CLINICAL OBSERVATIONS |
| | | | | 14 | 7:44 | P | NO SIGNIFICANT CLINICAL OBSERVATIONS |
| | | | | 21 | 7:39 | P | NO SIGNIFICANT CLINICAL OBSERVATIONS |
| | | | | 28 | 7:57 | P | NO SIGNIFICANT CLINICAL OBSERVATIONS |

GRADE CODE: 1 - SLIGHT 2 - MODERATE 3 - SEVERE P - PRESENT

STUDY DAYS: 0 THROUGH 90

| ANIMAL | SEX | GROUP | CATEGORY | STUDY DAY | TIME | GRADE | OBSERVATIONS |
|---|---|---|---|---|---|---|---|
| 10509 | F | 25 MG/KG/DAY | NORMAL | 35 | 7:48 | P | NO SIGNIFICANT CLINICAL OBSERVATIONS |
| | | | | 42 | 7:40 | P | NO SIGNIFICANT CLINICAL OBSERVATIONS |
| | | | | 49 | 7:47 | P | NO SIGNIFICANT CLINICAL OBSERVATIONS |
| | | | | 56 | 7:55 | P | NO SIGNIFICANT CLINICAL OBSERVATIONS |
| | | | | 63 | 8:05 | P | NO SIGNIFICANT CLINICAL OBSERVATIONS |
| | | | | 70 | 7:24 | P | NO SIGNIFICANT CLINICAL OBSERVATIONS |
| | | | | 84 | 7:38 | P | NO SIGNIFICANT CLINICAL OBSERVATIONS |
| | | | | 90 | 6:37 | P | NO SIGNIFICANT CLINICAL OBSERVATIONS |
| 10509 | F | 25 MG/KG/DAY | DISPOSITION | 90 | 6:59 | P | PRIMARY NECROPSY (DAY 90) |
| 10509 | F | 25 MG/KG/DAY | BODY/INTEG II | 77 | 7:44 | P | SCABBING LEFT EAR |
| 10515 | F | 25 MG/KG/DAY | NORMAL | 0 | 7:44 | P | NO SIGNIFICANT CLINICAL OBSERVATIONS |
| | | | | 7 | 7:51 | P | NO SIGNIFICANT CLINICAL OBSERVATIONS |
| | | | | 14 | 7:45 | P | NO SIGNIFICANT CLINICAL OBSERVATIONS |
| | | | | 21 | 7:40 | P | NO SIGNIFICANT CLINICAL OBSERVATIONS |
| | | | | 28 | 7:58 | P | NO SIGNIFICANT CLINICAL OBSERVATIONS |
| | | | | 35 | 7:49 | P | NO SIGNIFICANT CLINICAL OBSERVATIONS |
| | | | | 42 | 7:41 | P | NO SIGNIFICANT CLINICAL OBSERVATIONS |
| | | | | 49 | 7:48 | P | NO SIGNIFICANT CLINICAL OBSERVATIONS |
| | | | | 56 | 7:56 | P | NO SIGNIFICANT CLINICAL OBSERVATIONS |
| | | | | 63 | 8:05 | P | NO SIGNIFICANT CLINICAL OBSERVATIONS |
| | | | | 70 | 7:25 | P | NO SIGNIFICANT CLINICAL OBSERVATIONS |
| | | | | 77 | 7:45 | P | NO SIGNIFICANT CLINICAL OBSERVATIONS |
| | | | | 84 | 7:39 | P | NO SIGNIFICANT CLINICAL OBSERVATIONS |
| | | | | 90 | 6:37 | P | NO SIGNIFICANT CLINICAL OBSERVATIONS |
| 10515 | F | 25 MG/KG/DAY | DISPOSITION | 90 | 6:59 | P | PRIMARY NECROPSY (DAY 90) |
| 10484 | F | 50 MG/KG/DAY | NORMAL | 0 | 7:52 | P | NO SIGNIFICANT CLINICAL OBSERVATIONS |
| | | | | 7 | 7:59 | P | NO SIGNIFICANT CLINICAL OBSERVATIONS |
| | | | | 14 | 7:54 | P | NO SIGNIFICANT CLINICAL OBSERVATIONS |
| | | | | 21 | 7:50 | P | NO SIGNIFICANT CLINICAL OBSERVATIONS |

GRADE CODE: 1 - SLIGHT 2 - MODERATE 3 - SEVERE P - PRESENT

STUDY DAYS: 0 THROUGH 90

| ANIMAL | SEX | GROUP | CATEGORY | STUDY DAY | TIME | GRADE | OBSERVATIONS |
|---|---|---|---|---|---|---|---|
| 10484 | F | 50 MG/KG/DAY | NORMAL | 28 | 8:09 | P | NO SIGNIFICANT CLINICAL OBSERVATIONS |
| | | | | 35 | 7:57 | P | NO SIGNIFICANT CLINICAL OBSERVATIONS |
| | | | | 42 | 7:52 | P | NO SIGNIFICANT CLINICAL OBSERVATIONS |
| | | | | 56 | 8:03 | P | NO SIGNIFICANT CLINICAL OBSERVATIONS |
| | | | | 63 | 8:18 | P | NO SIGNIFICANT CLINICAL OBSERVATIONS |
| | | | | 70 | 7:30 | P | NO SIGNIFICANT CLINICAL OBSERVATIONS |
| 10484 | F | 50 MG/KG/DAY | DISPOSITION | 89 | 7:42 | P | PRIMARY NECROPSY (DAY 89) |
| 10484 | F | 50 MG/KG/DAY | BODY/INTEGUMENT | 49 | 7:59 | P | HAIR LOSS DORSAL NECK |
| | | | | 49 | 7:59 | P | HAIR LOSS VENTRAL NECK |
| | | | | 84 | 7:44 | P | HAIR LOSS VENTRAL NECK |
| | | | | 89 | 7:23 | P | HAIR LOSS DORSAL NECK |
| 10484 | F | 50 MG/KG/DAY | EYES/EARS/NOSE | 89 | 7:23 | P | DRIED RED MATERIAL AROUND NOSE |
| 10484 | F | 50 MG/KG/DAY | BODY/INTEG II | 89 | 7:23 | P | SCABBING VENTRAL NECK |
| 10484 | F | 50 MG/KG/DAY | SPECIAL | 77 | 7:55 | P | REDDENED LEFT EAR |
| | | | | 77 | 7:55 | P | SWOLLEN LEFT EAR |
| | | | | 84 | 7:44 | P | REDDENED LEFT EAR |
| | | | | 84 | 7:44 | P | REDDENED RIGHT EAR |
| | | | | 84 | 7:44 | P | SWOLLEN LEFT EAR |
| | | | | 84 | 7:44 | P | SWOLLEN RIGHT EAR |
| | | | | 89 | 7:23 | P | REDDENED LEFT EAR |
| | | | | 89 | 7:23 | P | SWOLLEN LEFT EAR |
| 10503 | F | 50 MG/KG/DAY | NORMAL | 0 | 7:52 | P | NO SIGNIFICANT CLINICAL OBSERVATIONS |
| | | | | 7 | 7:59 | P | NO SIGNIFICANT CLINICAL OBSERVATIONS |
| | | | | 14 | 7:55 | P | NO SIGNIFICANT CLINICAL OBSERVATIONS |
| | | | | 21 | 7:51 | P | NO SIGNIFICANT CLINICAL OBSERVATIONS |
| | | | | 28 | 8:10 | P | NO SIGNIFICANT CLINICAL OBSERVATIONS |
| | | | | 35 | 7:58 | P | NO SIGNIFICANT CLINICAL OBSERVATIONS |
| | | | | 42 | 7:53 | P | NO SIGNIFICANT CLINICAL OBSERVATIONS |
| | | | | 49 | 8:00 | P | NO SIGNIFICANT CLINICAL OBSERVATIONS |

GRADE CODE: 1 - SLIGHT 2 - MODERATE 3 - SEVERE P - PRESENT

STUDY DAYS: 0 THROUGH 90

| ANIMAL | SEX | GROUP | CATEGORY | STUDY DAY | TIME | GRADE | OBSERVATIONS |
|---|---|---|---|---|---|---|---|
| 10503 | F | 50 MG/KG/DAY | NORMAL | 56 | 8:03 | P | NO SIGNIFICANT CLINICAL OBSERVATIONS |
| | | | | 63 | 8:19 | P | NO SIGNIFICANT CLINICAL OBSERVATIONS |
| | | | | 70 | 7:30 | P | NO SIGNIFICANT CLINICAL OBSERVATIONS |
| | | | | 77 | 7:56 | P | NO SIGNIFICANT CLINICAL OBSERVATIONS |
| | | | | 84 | 7:45 | P | NO SIGNIFICANT CLINICAL OBSERVATIONS |
| | | | | 89 | 7:23 | P | NO SIGNIFICANT CLINICAL OBSERVATIONS |
| 10503 | F | 50 MG/KG/DAY | DISPOSITION | 89 | 7:42 | P | PRIMARY NECROPSY (DAY 89) |
| 10510 | F | 50 MG/KG/DAY | NORMAL | 0 | 7:53 | P | NO SIGNIFICANT CLINICAL OBSERVATIONS |
| | | | | 7 | 8:00 | P | NO SIGNIFICANT CLINICAL OBSERVATIONS |
| | | | | 14 | 7:55 | P | NO SIGNIFICANT CLINICAL OBSERVATIONS |
| | | | | 21 | 7:51 | P | NO SIGNIFICANT CLINICAL OBSERVATIONS |
| | | | | 28 | 8:11 | P | NO SIGNIFICANT CLINICAL OBSERVATIONS |
| | | | | 35 | 7:59 | P | NO SIGNIFICANT CLINICAL OBSERVATIONS |
| | | | | 42 | 7:53 | P | NO SIGNIFICANT CLINICAL OBSERVATIONS |
| | | | | 49 | 8:01 | P | NO SIGNIFICANT CLINICAL OBSERVATIONS |
| | | | | 56 | 8:04 | P | NO SIGNIFICANT CLINICAL OBSERVATIONS |
| | | | | 63 | 8:19 | P | NO SIGNIFICANT CLINICAL OBSERVATIONS |
| | | | | 70 | 7:31 | P | NO SIGNIFICANT CLINICAL OBSERVATIONS |
| 10510 | F | 50 MG/KG/DAY | DISPOSITION | 86 | 14:52 | P | SENT TO NECROPSY TO BE EUTHANIZED IN EXTREMIS- PHYSICAL CONDITION |
| 10510 | F | 50 MG/KG/DAY | BEHAVIOR/CNS | 86 | 14:43 | P | HYPOACTIVITY |
| 10510 | F | 50 MG/KG/DAY | BODY/INTEGUMENT | 86 | 14:43 | P | DERMAL ATONIA |
| | | | | 86 | 14:43 | P | THIN |
| 10510 | F | 50 MG/KG/DAY | CARDIO-PULMONARY | 77 | 7:57 | P | EXTREMITIES PALE |
| | | | | 77 | 7:57 | P | BODY PALE |
| | | | | 84 | 7:47 | P | EXTREMITIES PALE |
| | | | | 84 | 7:47 | P | BODY PALE |
| | | | | 86 | 14:42 | P | EXTREMITIES PALE |
| | | | | 86 | 14:42 | P | EXTREMITIES COOL TO TOUCH |

GRADE CODE: 1 - SLIGHT 2 - MODERATE 3 - SEVERE P - PRESENT

STUDY DAYS: 0 THROUGH 90

| ANIMAL | SEX | GROUP | CATEGORY | STUDY DAY | TIME | GRADE | OBSERVATIONS |
|---|---|---|---|---|---|---|---|
| 10510 | F | 50 MG/KG/DAY | CARDIO-PULMONARY | 86 | 14:42 | P | BODY COOL TO TOUCH |
| | | | | 86 | 14:42 | P | BODY PALE |
| 10510 | F | 50 MG/KG/DAY | EYES/EARS/NOSE | 84 | 7:47 | P | DRIED RED MATERIAL AROUND NOSE |
| | | | | 86 | 14:43 | P | DRIED RED MATERIAL AROUND NOSE |
| | | | | 86 | 14:43 | P | DRIED RED MATERIAL AROUND RIGHT EYE |
| | | | | 86 | 14:43 | P | DRIED RED MATERIAL AROUND LEFT EYE |
| | | | | 86 | 14:44 | P | OPACITY RIGHT EYE |
| | | | | 86 | 14:44 | P | OPACITY LEFT EYE |
| 10510 | F | 50 MG/KG/DAY | EXCRETA | 84 | 7:47 | P | DEFECATION DECREASED |
| | | | | 86 | 14:44 | P | WET YELLOW MATERIAL UROGENITAL AREA |
| 10516 | F | 50 MG/KG/DAY | NORMAL | 0 | 7:53 | P | NO SIGNIFICANT CLINICAL OBSERVATIONS |
| | | | | 7 | 8:01 | P | NO SIGNIFICANT CLINICAL OBSERVATIONS |
| | | | | 14 | 7:56 | P | NO SIGNIFICANT CLINICAL OBSERVATIONS |
| | | | | 21 | 7:52 | P | NO SIGNIFICANT CLINICAL OBSERVATIONS |
| | | | | 28 | 8:12 | P | NO SIGNIFICANT CLINICAL OBSERVATIONS |
| | | | | 35 | 8:00 | P | NO SIGNIFICANT CLINICAL OBSERVATIONS |
| | | | | 42 | 7:54 | P | NO SIGNIFICANT CLINICAL OBSERVATIONS |
| | | | | 49 | 8:01 | P | NO SIGNIFICANT CLINICAL OBSERVATIONS |
| | | | | 56 | 8:05 | P | NO SIGNIFICANT CLINICAL OBSERVATIONS |
| | | | | 70 | 7:32 | P | NO SIGNIFICANT CLINICAL OBSERVATIONS |
| | | | | 77 | 7:58 | P | NO SIGNIFICANT CLINICAL OBSERVATIONS |
| | | | | 84 | 7:48 | P | NO SIGNIFICANT CLINICAL OBSERVATIONS |
| | | | | 89 | 7:24 | P | NO SIGNIFICANT CLINICAL OBSERVATIONS |
| 10516 | F | 50 MG/KG/DAY | DISPOSITION | 89 | 7:42 | P | PRIMARY NECROPSY (DAY 89) |
| 10516 | F | 50 MG/KG/DAY | BODY/INTEGUMENT | 63 | 8:20 | P | HAIR LOSS FORELIMB(S) |
| 10517 | F | 50 MG/KG/DAY | NORMAL | 0 | 7:54 | P | NO SIGNIFICANT CLINICAL OBSERVATIONS |
| | | | | 7 | 8:02 | P | NO SIGNIFICANT CLINICAL OBSERVATIONS |
| | | | | 14 | 7:57 | P | NO SIGNIFICANT CLINICAL OBSERVATIONS |
| | | | | 21 | 7:53 | P | NO SIGNIFICANT CLINICAL OBSERVATIONS |

GRADE CODE: 1 - SLIGHT 2 - MODERATE 3 - SEVERE P - PRESENT

STUDY DAYS: 0 THROUGH 90

| ANIMAL | SEX | GROUP | CATEGORY | STUDY DAY | TIME | GRADE | OBSERVATIONS |
|---|---|---|---|---|---|---|---|
| 10517 | F | 50 MG/KG/DAY | NORMAL | 28 | 8:12 | P | NO SIGNIFICANT CLINICAL OBSERVATIONS |
| | | | | 35 | 8:00 | P | NO SIGNIFICANT CLINICAL OBSERVATIONS |
| | | | | 42 | 7:54 | P | NO SIGNIFICANT CLINICAL OBSERVATIONS |
| | | | | 49 | 8:02 | P | NO SIGNIFICANT CLINICAL OBSERVATIONS |
| | | | | 56 | 8:07 | P | NO SIGNIFICANT CLINICAL OBSERVATIONS |
| | | | | 63 | 8:20 | P | NO SIGNIFICANT CLINICAL OBSERVATIONS |
| | | | | 70 | 7:32 | P | NO SIGNIFICANT CLINICAL OBSERVATIONS |
| | | | | 84 | 7:49 | P | NO SIGNIFICANT CLINICAL OBSERVATIONS |
| | | | | 89 | 7:24 | P | NO SIGNIFICANT CLINICAL OBSERVATIONS |
| 10517 | F | 50 MG/KG/DAY | DISPOSITION | 89 | 7:42 | P | PRIMARY NECROPSY (DAY 89) |
| 10517 | F | 50 MG/KG/DAY | ORAL/DENTAL | 77 | 7:59 | P | LOWER INCISOR(S) BROKEN |
| 10523 | F | 50 MG/KG/DAY | NORMAL | 0 | 7:54 | P | NO SIGNIFICANT CLINICAL OBSERVATIONS |
| | | | | 7 | 8:02 | P | NO SIGNIFICANT CLINICAL OBSERVATIONS |
| | | | | 14 | 7:57 | P | NO SIGNIFICANT CLINICAL OBSERVATIONS |
| | | | | 21 | 7:53 | P | NO SIGNIFICANT CLINICAL OBSERVATIONS |
| | | | | 28 | 8:13 | P | NO SIGNIFICANT CLINICAL OBSERVATIONS |
| | | | | 35 | 8:01 | P | NO SIGNIFICANT CLINICAL OBSERVATIONS |
| | | | | 42 | 7:56 | P | NO SIGNIFICANT CLINICAL OBSERVATIONS |
| 10523 | F | 50 MG/KG/DAY | DISPOSITION | 57 | 16:37 | P | SENT TO NECROPSY TO BE EUTHANIZED IN EXTREMIS- PHYSICAL CONDITION |
| 10523 | F | 50 MG/KG/DAY | BODY/INTEGUMENT | 56 | 8:08 | P | DERMAL ATONIA |
| | | | | 57 | 16:36 | P | THIN |
| 10523 | F | 50 MG/KG/DAY | CARDIO-PULMONARY | 49 | 8:03 | P | EXTREMITIES PALE |
| | | | | 56 | 8:08 | P | EXTREMITIES PALE |
| | | | | 57 | 16:34 | P | EXTREMITIES PALE |
| | | | | 57 | 16:34 | P | EXTREMITIES COOL TO TOUCH |
| | | | | 57 | 16:35 | P | BODY COOL TO TOUCH |
| | | | | 57 | 16:35 | P | BODY PALE |
| | | | | 57 | 16:36 | P | RESPIRATION RATE INCREASED |

GRADE CODE: 1 - SLIGHT 2 - MODERATE 3 - SEVERE P - PRESENT

STUDY DAYS: 0 THROUGH 90

| ANIMAL | SEX | GROUP | CATEGORY | STUDY DAY | TIME | GRADE | OBSERVATIONS |
|---|---|---|---|---|---|---|---|
| 10523 | F | 50 MG/KG/DAY | EXCRETA | 49 | 8:03 | P | FECES SMALLER THAN NORMAL |
| | | | | 57 | 16:34 | P | DEFECATION DECREASED |
| 10524 | F | 50 MG/KG/DAY | NORMAL | 0 | 7:55 | P | NO SIGNIFICANT CLINICAL OBSERVATIONS |
| | | | | 14 | 7:58 | P | NO SIGNIFICANT CLINICAL OBSERVATIONS |
| | | | | 21 | 7:54 | P | NO SIGNIFICANT CLINICAL OBSERVATIONS |
| | | | | 28 | 8:14 | P | NO SIGNIFICANT CLINICAL OBSERVATIONS |
| | | | | 35 | 8:02 | P | NO SIGNIFICANT CLINICAL OBSERVATIONS |
| | | | | 42 | 7:56 | P | NO SIGNIFICANT CLINICAL OBSERVATIONS |
| | | | | 49 | 8:04 | P | NO SIGNIFICANT CLINICAL OBSERVATIONS |
| | | | | 56 | 8:09 | P | NO SIGNIFICANT CLINICAL OBSERVATIONS |
| 10524 | F | 50 MG/KG/DAY | DISPOSITION | 70 | 8:54 | P | SENT TO NECROPSY TO BE EUTHANIZED IN EXTREMIS- PHYSICAL CONDITION |
| 10524 | F | 50 MG/KG/DAY | BEHAVIOR/CNS | 70 | 7:34 | P | TREMORS, CONTINUOUS |
| 10524 | F | 50 MG/KG/DAY | BODY/INTEGUMENT | 63 | 8:22 | P | DERMAL ATONIA |
| | | | | 70 | 7:33 | P | THIN |
| 10524 | F | 50 MG/KG/DAY | CARDIO-PULMONARY | 63 | 8:21 | P | EXTREMITIES PALE |
| | | | | 70 | 7:34 | P | EXTREMITIES PALE |
| | | | | 70 | 7:34 | P | BODY COOL TO TOUCH |
| 10524 | F | 50 MG/KG/DAY | EYES/EARS/NOSE | 7 | 8:03 | P | DRIED RED MATERIAL AROUND NOSE |
| | | | | 63 | 8:21 | P | DRIED RED MATERIAL AROUND NOSE |
| 10524 | F | 50 MG/KG/DAY | EXCRETA | 63 | 8:22 | P | DEFECATION DECREASED |
| 10526 | F | 50 MG/KG/DAY | NORMAL | 0 | 7:56 | P | NO SIGNIFICANT CLINICAL OBSERVATIONS |
| | | | | 7 | 8:04 | P | NO SIGNIFICANT CLINICAL OBSERVATIONS |
| | | | | 14 | 7:59 | P | NO SIGNIFICANT CLINICAL OBSERVATIONS |
| | | | | 21 | 7:55 | P | NO SIGNIFICANT CLINICAL OBSERVATIONS |
| | | | | 28 | 8:15 | P | NO SIGNIFICANT CLINICAL OBSERVATIONS |
| | | | | 35 | 8:02 | P | NO SIGNIFICANT CLINICAL OBSERVATIONS |
| | | | | 42 | 7:58 | P | NO SIGNIFICANT CLINICAL OBSERVATIONS |
| | | | | 49 | 8:05 | P | NO SIGNIFICANT CLINICAL OBSERVATIONS |

GRADE CODE: 1 - SLIGHT 2 - MODERATE 3 - SEVERE P - PRESENT

STUDY DAYS: 0 THROUGH 90

| ANIMAL | SEX | GROUP | CATEGORY | STUDY DAY | TIME | GRADE | OBSERVATIONS |
|---|---|---|---|---|---|---|---|
| 10526 | F | 50 MG/KG/DAY | NORMAL | 56 | 8:10 | P | NO SIGNIFICANT CLINICAL OBSERVATIONS |
| | | | | 63 | 8:22 | P | NO SIGNIFICANT CLINICAL OBSERVATIONS |
| | | | | 70 | 7:34 | P | NO SIGNIFICANT CLINICAL OBSERVATIONS |
| | | | | 77 | 8:01 | P | NO SIGNIFICANT CLINICAL OBSERVATIONS |
| | | | | 84 | 7:50 | P | NO SIGNIFICANT CLINICAL OBSERVATIONS |
| 10526 | F | 50 MG/KG/DAY | DISPOSITION | 90 | 6:59 | P | PRIMARY NECROPSY (DAY 90) |
| 10526 | F | 50 MG/KG/DAY | EYES/EARS/NOSE | 90 | 6:38 | P | DRIED RED MATERIAL AROUND NOSE |
| 10527 | F | 50 MG/KG/DAY | NORMAL | 0 | 7:56 | P | NO SIGNIFICANT CLINICAL OBSERVATIONS |
| | | | | 7 | 8:05 | P | NO SIGNIFICANT CLINICAL OBSERVATIONS |
| | | | | 14 | 7:59 | P | NO SIGNIFICANT CLINICAL OBSERVATIONS |
| | | | | 21 | 7:56 | P | NO SIGNIFICANT CLINICAL OBSERVATIONS |
| | | | | 28 | 8:16 | P | NO SIGNIFICANT CLINICAL OBSERVATIONS |
| | | | | 35 | 8:03 | P | NO SIGNIFICANT CLINICAL OBSERVATIONS |
| | | | | 42 | 7:58 | P | NO SIGNIFICANT CLINICAL OBSERVATIONS |
| | | | | 56 | 8:10 | P | NO SIGNIFICANT CLINICAL OBSERVATIONS |
| | | | | 77 | 8:02 | P | NO SIGNIFICANT CLINICAL OBSERVATIONS |
| | | | | 84 | 7:51 | P | NO SIGNIFICANT CLINICAL OBSERVATIONS |
| 10527 | F | 50 MG/KG/DAY | DISPOSITION | 90 | 7:00 | P | PRIMARY NECROPSY (DAY 90) |
| 10527 | F | 50 MG/KG/DAY | BODY/INTEGUMENT | 49 | 8:05 | P | HAIR LOSS VENTRAL NECK |
| | | | | 63 | 8:24 | P | HAIR LOSS VENTRAL NECK |
| | | | | 70 | 7:35 | P | HAIR LOSS VENTRAL NECK |
| | | | | 90 | 6:38 | P | HAIR LOSS VENTRAL NECK |
| | | | | 90 | 6:38 | P | HAIR LOSS RIGHT LATERAL NECK |
| 10529 | F | 50 MG/KG/DAY | NORMAL | 0 | 7:57 | P | NO SIGNIFICANT CLINICAL OBSERVATIONS |
| | | | | 7 | 8:05 | P | NO SIGNIFICANT CLINICAL OBSERVATIONS |
| | | | | 14 | 8:00 | P | NO SIGNIFICANT CLINICAL OBSERVATIONS |
| | | | | 21 | 7:56 | P | NO SIGNIFICANT CLINICAL OBSERVATIONS |
| | | | | 28 | 8:17 | P | NO SIGNIFICANT CLINICAL OBSERVATIONS |
| | | | | 35 | 8:03 | P | NO SIGNIFICANT CLINICAL OBSERVATIONS |

GRADE CODE: 1 - SLIGHT 2 - MODERATE 3 - SEVERE P - PRESENT

STUDY DAYS: 0 THROUGH 90

| ANIMAL | SEX | GROUP | CATEGORY | STUDY DAY | TIME | GRADE | OBSERVATIONS |
|---|---|---|---|---|---|---|---|
| 10529 | F | 50 MG/KG/DAY | NORMAL | 42 | 7:59 | P | NO SIGNIFICANT CLINICAL OBSERVATIONS |
| | | | | 49 | 8:06 | P | NO SIGNIFICANT CLINICAL OBSERVATIONS |
| | | | | 56 | 8:11 | P | NO SIGNIFICANT CLINICAL OBSERVATIONS |
| | | | | 63 | 8:24 | P | NO SIGNIFICANT CLINICAL OBSERVATIONS |
| | | | | 70 | 7:36 | P | NO SIGNIFICANT CLINICAL OBSERVATIONS |
| | | | | 77 | 8:03 | P | NO SIGNIFICANT CLINICAL OBSERVATIONS |
| | | | | 84 | 7:51 | P | NO SIGNIFICANT CLINICAL OBSERVATIONS |
| | | | | 90 | 6:39 | P | NO SIGNIFICANT CLINICAL OBSERVATIONS |
| 10529 | F | 50 MG/KG/DAY | DISPOSITION | 90 | 7:00 | P | PRIMARY NECROPSY (DAY 90) |

GRADE CODE: 1 - SLIGHT 2 - MODERATE 3 - SEVERE P - PRESENT

TABLE A3 (DOSING DAY OBSERVATIONS)

PROJECT NO.:WIL-402023 A 90-DAY DERMAL STUDY UTILIZING CLARIFIED OILS IN RATS 

SPONSOR:AMERICAN PETROLEUM INDIVIDUAL CLINICAL OBSERVATIONS

STUDY DAYS: 0 THROUGH 89

| ANIMAL | SEX | GROUP | CATEGORY | STUDY DAY | TIME | GRADE | OBSERVATIONS |
|---|---|---|---|---|---|---|---|
| 10419 | M | UNTREATED | NORMAL | 0 | 9:55 | P | NO SIGNIFICANT CLINICAL OBSERVATIONS |
| | | | | 0 | 12:42 | P | NO SIGNIFICANT CLINICAL OBSERVATIONS |
| | | | | 1 | 7:37 | P | NO SIGNIFICANT CLINICAL OBSERVATIONS |
| | | | | 1 | 9:24 | P | NO SIGNIFICANT CLINICAL OBSERVATIONS |
| | | | | 2 | 9:09 | P | NO SIGNIFICANT CLINICAL OBSERVATIONS |
| | | | | 2 | 10:37 | P | NO SIGNIFICANT CLINICAL OBSERVATIONS |
| | | | | 3 | 9:10 | P | NO SIGNIFICANT CLINICAL OBSERVATIONS |
| | | | | 3 | 11:05 | P | NO SIGNIFICANT CLINICAL OBSERVATIONS |
| | | | | 4 | 6:51 | P | NO SIGNIFICANT CLINICAL OBSERVATIONS |
| | | | | 4 | 8:45 | P | NO SIGNIFICANT CLINICAL OBSERVATIONS |
| | | | | 7 | 9:10 | P | NO SIGNIFICANT CLINICAL OBSERVATIONS |
| | | | | 7 | 11:37 | P | NO SIGNIFICANT CLINICAL OBSERVATIONS |
| | | | | 8 | 10:29 | P | NO SIGNIFICANT CLINICAL OBSERVATIONS |
| | | | | 9 | 9:28 | P | NO SIGNIFICANT CLINICAL OBSERVATIONS |
| | | | | 9 | 11:15 | P | NO SIGNIFICANT CLINICAL OBSERVATIONS |
| | | | | 10 | 8:36 | P | NO SIGNIFICANT CLINICAL OBSERVATIONS |
| | | | | 10 | 10:11 | P | NO SIGNIFICANT CLINICAL OBSERVATIONS |
| | | | | 14 | 9:19 | P | NO SIGNIFICANT CLINICAL OBSERVATIONS |
| | | | | 14 | 12:01 | P | NO SIGNIFICANT CLINICAL OBSERVATIONS |
| | | | | 15 | 8:59 | P | NO SIGNIFICANT CLINICAL OBSERVATIONS |
| | | | | 15 | 10:33 | P | NO SIGNIFICANT CLINICAL OBSERVATIONS |
| | | | | 16 | 8:27 | P | NO SIGNIFICANT CLINICAL OBSERVATIONS |
| | | | | 16 | 10:00 | P | NO SIGNIFICANT CLINICAL OBSERVATIONS |
| | | | | 17 | 8:40 | P | NO SIGNIFICANT CLINICAL OBSERVATIONS |
| | | | | 17 | 10:21 | P | NO SIGNIFICANT CLINICAL OBSERVATIONS |
| | | | | 18 | 6:42 | P | NO SIGNIFICANT CLINICAL OBSERVATIONS |
| | | | | 18 | 8:30 | P | NO SIGNIFICANT CLINICAL OBSERVATIONS |
| | | | | 21 | 9:09 | P | NO SIGNIFICANT CLINICAL OBSERVATIONS |
| | | | | 21 | 11:23 | P | NO SIGNIFICANT CLINICAL OBSERVATIONS |

GRADE CODE: 1 - SLIGHT 2 - MODERATE 3 - SEVERE P - PRESENT

TABLE A3 (DOSING DAY OBSERVATIONS)
A 90-DAY DERMAL STUDY UTILIZING CLARIFIED OILS IN RATS
INDIVIDUAL CLINICAL OBSERVATIONS



STUDY DAYS: 0 THROUGH 89

| ANIMAL | SEX | GROUP | CATEGORY | STUDY DAY | TIME | GRADE | OBSERVATIONS |
|---|---|---|---|---|---|---|---|
| 10419 | M | UNTREATED | NORMAL | 22 | 7:26 | P | NO SIGNIFICANT CLINICAL OBSERVATIONS |
| | | | | 22 | 9:28 | P | NO SIGNIFICANT CLINICAL OBSERVATIONS |
| | | | | 23 | 7:19 | P | NO SIGNIFICANT CLINICAL OBSERVATIONS |
| | | | | 23 | 9:05 | P | NO SIGNIFICANT CLINICAL OBSERVATIONS |
| | | | | 24 | 8:05 | P | NO SIGNIFICANT CLINICAL OBSERVATIONS |
| | | | | 24 | 9:22 | P | NO SIGNIFICANT CLINICAL OBSERVATIONS |
| | | | | 25 | 7:14 | P | NO SIGNIFICANT CLINICAL OBSERVATIONS |
| | | | | 25 | 8:50 | P | NO SIGNIFICANT CLINICAL OBSERVATIONS |
| | | | | 28 | 9:13 | P | NO SIGNIFICANT CLINICAL OBSERVATIONS |
| | | | | 28 | 11:34 | P | NO SIGNIFICANT CLINICAL OBSERVATIONS |
| | | | | 29 | 7:39 | P | NO SIGNIFICANT CLINICAL OBSERVATIONS |
| | | | | 29 | 9:40 | P | NO SIGNIFICANT CLINICAL OBSERVATIONS |
| | | | | 30 | 7:27 | P | NO SIGNIFICANT CLINICAL OBSERVATIONS |
| | | | | 30 | 9:20 | P | NO SIGNIFICANT CLINICAL OBSERVATIONS |
| | | | | 31 | 7:47 | P | NO SIGNIFICANT CLINICAL OBSERVATIONS |
| | | | | 31 | 8:59 | P | NO SIGNIFICANT CLINICAL OBSERVATIONS |
| | | | | 32 | 7:23 | P | NO SIGNIFICANT CLINICAL OBSERVATIONS |
| | | | | 32 | 8:55 | P | NO SIGNIFICANT CLINICAL OBSERVATIONS |
| | | | | 35 | 9:10 | P | NO SIGNIFICANT CLINICAL OBSERVATIONS |
| | | | | 35 | 10:55 | P | NO SIGNIFICANT CLINICAL OBSERVATIONS |
| | | | | 36 | 8:25 | P | NO SIGNIFICANT CLINICAL OBSERVATIONS |
| | | | | 36 | 10:12 | P | NO SIGNIFICANT CLINICAL OBSERVATIONS |
| | | | | 37 | 8:22 | P | NO SIGNIFICANT CLINICAL OBSERVATIONS |
| | | | | 37 | 10:01 | P | NO SIGNIFICANT CLINICAL OBSERVATIONS |
| | | | | 38 | 8:18 | P | NO SIGNIFICANT CLINICAL OBSERVATIONS |
| | | | | 38 | 10:04 | P | NO SIGNIFICANT CLINICAL OBSERVATIONS |
| | | | | 39 | 7:08 | P | NO SIGNIFICANT CLINICAL OBSERVATIONS |
| | | | | 39 | 9:08 | P | NO SIGNIFICANT CLINICAL OBSERVATIONS |
| | | | | 42 | 10:18 | P | NO SIGNIFICANT CLINICAL OBSERVATIONS |

GRADE CODE: 1 - SLIGHT 2 - MODERATE 3 - SEVERE P - PRESENT

TABLE A3 (DOSING DAY OBSERVATIONS)
A 90-DAY DERMAL STUDY UTILIZING CLARIFIED OILS IN RATS
INDIVIDUAL CLINICAL OBSERVATIONS



STUDY DAYS: 0 THROUGH 89

| ANIMAL | SEX | GROUP | CATEGORY | STUDY DAY | TIME | GRADE | OBSERVATIONS |
|---|---|---|---|---|---|---|---|
| 10419 | M | UNTREATED | NORMAL | 43 | 8:23 | P | NO SIGNIFICANT CLINICAL OBSERVATIONS |
| | | | | 43 | 10:09 | P | NO SIGNIFICANT CLINICAL OBSERVATIONS |
| | | | | 44 | 7:55 | P | NO SIGNIFICANT CLINICAL OBSERVATIONS |
| | | | | 44 | 9:40 | P | NO SIGNIFICANT CLINICAL OBSERVATIONS |
| | | | | 45 | 8:21 | P | NO SIGNIFICANT CLINICAL OBSERVATIONS |
| | | | | 45 | 9:53 | P | NO SIGNIFICANT CLINICAL OBSERVATIONS |
| | | | | 46 | 6:48 | P | NO SIGNIFICANT CLINICAL OBSERVATIONS |
| | | | | 46 | 8:45 | P | NO SIGNIFICANT CLINICAL OBSERVATIONS |
| | | | | 49 | 9:20 | P | NO SIGNIFICANT CLINICAL OBSERVATIONS |
| | | | | 49 | 11:57 | P | NO SIGNIFICANT CLINICAL OBSERVATIONS |
| | | | | 50 | 8:26 | P | NO SIGNIFICANT CLINICAL OBSERVATIONS |
| | | | | 50 | 10:43 | P | NO SIGNIFICANT CLINICAL OBSERVATIONS |
| | | | | 51 | 7:50 | P | NO SIGNIFICANT CLINICAL OBSERVATIONS |
| | | | | 51 | 9:48 | P | NO SIGNIFICANT CLINICAL OBSERVATIONS |
| | | | | 52 | 9:06 | P | NO SIGNIFICANT CLINICAL OBSERVATIONS |
| | | | | 52 | 11:25 | P | NO SIGNIFICANT CLINICAL OBSERVATIONS |
| | | | | 53 | 6:48 | P | NO SIGNIFICANT CLINICAL OBSERVATIONS |
| | | | | 53 | 9:00 | P | NO SIGNIFICANT CLINICAL OBSERVATIONS |
| | | | | 56 | 8:50 | P | NO SIGNIFICANT CLINICAL OBSERVATIONS |
| | | | | 56 | 10:52 | P | NO SIGNIFICANT CLINICAL OBSERVATIONS |
| | | | | 57 | 8:51 | P | NO SIGNIFICANT CLINICAL OBSERVATIONS |
| | | | | 57 | 10:20 | P | NO SIGNIFICANT CLINICAL OBSERVATIONS |
| | | | | 58 | 7:30 | P | NO SIGNIFICANT CLINICAL OBSERVATIONS |
| | | | | 58 | 9:18 | P | NO SIGNIFICANT CLINICAL OBSERVATIONS |
| | | | | 59 | 7:18 | P | NO SIGNIFICANT CLINICAL OBSERVATIONS |
| | | | | 59 | 9:00 | P | NO SIGNIFICANT CLINICAL OBSERVATIONS |
| | | | | 60 | 7:29 | P | NO SIGNIFICANT CLINICAL OBSERVATIONS |
| | | | | 60 | 9:39 | P | NO SIGNIFICANT CLINICAL OBSERVATIONS |
| | | | | 63 | 11:54 | P | NO SIGNIFICANT CLINICAL OBSERVATIONS |

GRADE CODE: 1 - SLIGHT 2 - MODERATE 3 - SEVERE P - PRESENT

TABLE A3 (DOSING DAY OBSERVATIONS)
A 90-DAY DERMAL STUDY UTILIZING CLARIFIED OILS IN RATS
INDIVIDUAL CLINICAL OBSERVATIONS



STUDY DAYS: 0 THROUGH 89

| ANIMAL | SEX | GROUP | CATEGORY | STUDY DAY | TIME | GRADE | OBSERVATIONS |
|---|---|---|---|---|---|---|---|
| 10419 | M | UNTREATED | NORMAL | 63 | 14:11 | P | NO SIGNIFICANT CLINICAL OBSERVATIONS |
| | | | | 64 | 8:33 | P | NO SIGNIFICANT CLINICAL OBSERVATIONS |
| | | | | 64 | 10:08 | P | NO SIGNIFICANT CLINICAL OBSERVATIONS |
| | | | | 65 | 8:42 | P | NO SIGNIFICANT CLINICAL OBSERVATIONS |
| | | | | 65 | 10:49 | P | NO SIGNIFICANT CLINICAL OBSERVATIONS |
| | | | | 66 | 8:16 | P | NO SIGNIFICANT CLINICAL OBSERVATIONS |
| | | | | 66 | 9:42 | P | NO SIGNIFICANT CLINICAL OBSERVATIONS |
| | | | | 67 | 7:24 | P | NO SIGNIFICANT CLINICAL OBSERVATIONS |
| | | | | 67 | 9:02 | P | NO SIGNIFICANT CLINICAL OBSERVATIONS |
| | | | | 70 | 7:54 | P | NO SIGNIFICANT CLINICAL OBSERVATIONS |
| | | | | 70 | 10:41 | P | NO SIGNIFICANT CLINICAL OBSERVATIONS |
| | | | | 71 | 8:05 | P | NO SIGNIFICANT CLINICAL OBSERVATIONS |
| | | | | 71 | 9:33 | P | NO SIGNIFICANT CLINICAL OBSERVATIONS |
| | | | | 72 | 7:22 | P | NO SIGNIFICANT CLINICAL OBSERVATIONS |
| | | | | 72 | 8:59 | P | NO SIGNIFICANT CLINICAL OBSERVATIONS |
| | | | | 73 | 7:22 | P | NO SIGNIFICANT CLINICAL OBSERVATIONS |
| | | | | 73 | 9:09 | P | NO SIGNIFICANT CLINICAL OBSERVATIONS |
| | | | | 74 | 7:11 | P | NO SIGNIFICANT CLINICAL OBSERVATIONS |
| | | | | 74 | 9:03 | P | NO SIGNIFICANT CLINICAL OBSERVATIONS |
| | | | | 77 | 8:09 | P | NO SIGNIFICANT CLINICAL OBSERVATIONS |
| | | | | 77 | 11:05 | P | NO SIGNIFICANT CLINICAL OBSERVATIONS |
| | | | | 78 | 9:29 | P | NO SIGNIFICANT CLINICAL OBSERVATIONS |
| | | | | 78 | 11:22 | P | NO SIGNIFICANT CLINICAL OBSERVATIONS |
| | | | | 79 | 7:12 | P | NO SIGNIFICANT CLINICAL OBSERVATIONS |
| | | | | 79 | 8:47 | P | NO SIGNIFICANT CLINICAL OBSERVATIONS |
| | | | | 80 | 8:45 | P | NO SIGNIFICANT CLINICAL OBSERVATIONS |
| | | | | 80 | 10:28 | P | NO SIGNIFICANT CLINICAL OBSERVATIONS |
| | | | | 81 | 7:25 | P | NO SIGNIFICANT CLINICAL OBSERVATIONS |
| | | | | 81 | 9:15 | P | NO SIGNIFICANT CLINICAL OBSERVATIONS |

GRADE CODE: 1 - SLIGHT 2 - MODERATE 3 - SEVERE P - PRESENT

STUDY DAYS: 0 THROUGH 89

| ANIMAL | SEX | GROUP | CATEGORY | STUDY DAY | TIME | GRADE | OBSERVATIONS |
|---|---|---|---|---|---|---|---|
| 10419 | M | UNTREATED | NORMAL | 84 | 8:55 | P | NO SIGNIFICANT CLINICAL OBSERVATIONS |
| | | | | 84 | 10:47 | P | NO SIGNIFICANT CLINICAL OBSERVATIONS |
| | | | | 85 | 7:27 | P | NO SIGNIFICANT CLINICAL OBSERVATIONS |
| | | | | 85 | 9:32 | P | NO SIGNIFICANT CLINICAL OBSERVATIONS |
| | | | | 86 | 7:19 | P | NO SIGNIFICANT CLINICAL OBSERVATIONS |
| | | | | 86 | 9:19 | P | NO SIGNIFICANT CLINICAL OBSERVATIONS |
| | | | | 87 | 8:41 | P | NO SIGNIFICANT CLINICAL OBSERVATIONS |
| | | | | 87 | 10:29 | P | NO SIGNIFICANT CLINICAL OBSERVATIONS |
| | | | | 88 | 6:42 | P | NO SIGNIFICANT CLINICAL OBSERVATIONS |
| | | | | 88 | 9:08 | P | NO SIGNIFICANT CLINICAL OBSERVATIONS |
| 10419 | M | UNTREATED | SPECIAL | 8 | 8:30 | P | SWOLLEN FACIAL AREA |
| 10430 | M | UNTREATED | NORMAL | 0 | 9:55 | P | NO SIGNIFICANT CLINICAL OBSERVATIONS |
| | | | | 0 | 12:42 | P | NO SIGNIFICANT CLINICAL OBSERVATIONS |
| | | | | 1 | 7:37 | P | NO SIGNIFICANT CLINICAL OBSERVATIONS |
| | | | | 1 | 9:24 | P | NO SIGNIFICANT CLINICAL OBSERVATIONS |
| | | | | 2 | 9:09 | P | NO SIGNIFICANT CLINICAL OBSERVATIONS |
| | | | | 2 | 10:37 | P | NO SIGNIFICANT CLINICAL OBSERVATIONS |
| | | | | 3 | 9:10 | P | NO SIGNIFICANT CLINICAL OBSERVATIONS |
| | | | | 3 | 11:05 | P | NO SIGNIFICANT CLINICAL OBSERVATIONS |
| | | | | 4 | 6:51 | P | NO SIGNIFICANT CLINICAL OBSERVATIONS |
| | | | | 4 | 8:45 | P | NO SIGNIFICANT CLINICAL OBSERVATIONS |
| | | | | 7 | 9:11 | P | NO SIGNIFICANT CLINICAL OBSERVATIONS |
| | | | | 7 | 11:37 | P | NO SIGNIFICANT CLINICAL OBSERVATIONS |
| | | | | 8 | 8:30 | P | NO SIGNIFICANT CLINICAL OBSERVATIONS |
| | | | | 8 | 10:29 | P | NO SIGNIFICANT CLINICAL OBSERVATIONS |
| | | | | 9 | 9:28 | P | NO SIGNIFICANT CLINICAL OBSERVATIONS |
| | | | | 9 | 11:15 | P | NO SIGNIFICANT CLINICAL OBSERVATIONS |
| | | | | 10 | 8:36 | P | NO SIGNIFICANT CLINICAL OBSERVATIONS |
| | | | | 10 | 10:11 | P | NO SIGNIFICANT CLINICAL OBSERVATIONS |

GRADE CODE: 1 - SLIGHT 2 - MODERATE 3 - SEVERE P - PRESENT

TABLE A3 (DOSING DAY OBSERVATIONS)
A 90-DAY DERMAL STUDY UTILIZING CLARIFIED OILS IN RATS
INDIVIDUAL CLINICAL OBSERVATIONS



STUDY DAYS: 0 THROUGH 89

| ANIMAL | SEX | GROUP | CATEGORY | STUDY DAY | TIME | GRADE | OBSERVATIONS |
|---|---|---|---|---|---|---|---|
| 10430 | M | UNTREATED | NORMAL | 11 | 6:54 | P | NO SIGNIFICANT CLINICAL OBSERVATIONS |
| | | | | 11 | 8:46 | P | NO SIGNIFICANT CLINICAL OBSERVATIONS |
| | | | | 14 | 9:19 | P | NO SIGNIFICANT CLINICAL OBSERVATIONS |
| | | | | 14 | 12:01 | P | NO SIGNIFICANT CLINICAL OBSERVATIONS |
| | | | | 15 | 8:59 | P | NO SIGNIFICANT CLINICAL OBSERVATIONS |
| | | | | 15 | 10:33 | P | NO SIGNIFICANT CLINICAL OBSERVATIONS |
| | | | | 16 | 8:27 | P | NO SIGNIFICANT CLINICAL OBSERVATIONS |
| | | | | 16 | 10:00 | P | NO SIGNIFICANT CLINICAL OBSERVATIONS |
| | | | | 17 | 8:41 | P | NO SIGNIFICANT CLINICAL OBSERVATIONS |
| | | | | 17 | 10:21 | P | NO SIGNIFICANT CLINICAL OBSERVATIONS |
| | | | | 18 | 6:43 | P | NO SIGNIFICANT CLINICAL OBSERVATIONS |
| | | | | 18 | 8:31 | P | NO SIGNIFICANT CLINICAL OBSERVATIONS |
| | | | | 21 | 9:10 | P | NO SIGNIFICANT CLINICAL OBSERVATIONS |
| | | | | 21 | 11:23 | P | NO SIGNIFICANT CLINICAL OBSERVATIONS |
| | | | | 22 | 7:26 | P | NO SIGNIFICANT CLINICAL OBSERVATIONS |
| | | | | 22 | 9:28 | P | NO SIGNIFICANT CLINICAL OBSERVATIONS |
| | | | | 23 | 7:19 | P | NO SIGNIFICANT CLINICAL OBSERVATIONS |
| | | | | 23 | 9:06 | P | NO SIGNIFICANT CLINICAL OBSERVATIONS |
| | | | | 24 | 8:05 | P | NO SIGNIFICANT CLINICAL OBSERVATIONS |
| | | | | 24 | 9:22 | P | NO SIGNIFICANT CLINICAL OBSERVATIONS |
| | | | | 25 | 7:14 | P | NO SIGNIFICANT CLINICAL OBSERVATIONS |
| | | | | 25 | 8:50 | P | NO SIGNIFICANT CLINICAL OBSERVATIONS |
| | | | | 28 | 9:13 | P | NO SIGNIFICANT CLINICAL OBSERVATIONS |
| | | | | 28 | 11:35 | P | NO SIGNIFICANT CLINICAL OBSERVATIONS |
| | | | | 29 | 7:40 | P | NO SIGNIFICANT CLINICAL OBSERVATIONS |
| | | | | 29 | 9:40 | P | NO SIGNIFICANT CLINICAL OBSERVATIONS |
| | | | | 30 | 7:27 | P | NO SIGNIFICANT CLINICAL OBSERVATIONS |
| | | | | 30 | 9:20 | P | NO SIGNIFICANT CLINICAL OBSERVATIONS |
| | | | | 31 | 7:47 | P | NO SIGNIFICANT CLINICAL OBSERVATIONS |

GRADE CODE: 1 - SLIGHT 2 - MODERATE 3 - SEVERE P - PRESENT

STUDY DAYS: 0 THROUGH 89

| ANIMAL | SEX | GROUP | CATEGORY | STUDY DAY | TIME | GRADE | OBSERVATIONS |
|---|---|---|---|---|---|---|---|
| 10430 | M | UNTREATED | NORMAL | 31 | 8:59 | P | NO SIGNIFICANT CLINICAL OBSERVATIONS |
| | | | | 32 | 7:23 | P | NO SIGNIFICANT CLINICAL OBSERVATIONS |
| | | | | 32 | 8:56 | P | NO SIGNIFICANT CLINICAL OBSERVATIONS |
| | | | | 35 | 9:10 | P | NO SIGNIFICANT CLINICAL OBSERVATIONS |
| | | | | 35 | 10:55 | P | NO SIGNIFICANT CLINICAL OBSERVATIONS |
| | | | | 36 | 8:25 | P | NO SIGNIFICANT CLINICAL OBSERVATIONS |
| | | | | 36 | 10:12 | P | NO SIGNIFICANT CLINICAL OBSERVATIONS |
| | | | | 37 | 8:22 | P | NO SIGNIFICANT CLINICAL OBSERVATIONS |
| | | | | 37 | 10:01 | P | NO SIGNIFICANT CLINICAL OBSERVATIONS |
| | | | | 38 | 8:18 | P | NO SIGNIFICANT CLINICAL OBSERVATIONS |
| | | | | 38 | 10:04 | P | NO SIGNIFICANT CLINICAL OBSERVATIONS |
| | | | | 39 | 7:09 | P | NO SIGNIFICANT CLINICAL OBSERVATIONS |
| | | | | 39 | 9:08 | P | NO SIGNIFICANT CLINICAL OBSERVATIONS |
| | | | | 42 | 10:18 | P | NO SIGNIFICANT CLINICAL OBSERVATIONS |
| | | | | 43 | 8:23 | P | NO SIGNIFICANT CLINICAL OBSERVATIONS |
| | | | | 43 | 10:09 | P | NO SIGNIFICANT CLINICAL OBSERVATIONS |
| | | | | 44 | 7:55 | P | NO SIGNIFICANT CLINICAL OBSERVATIONS |
| | | | | 44 | 9:40 | P | NO SIGNIFICANT CLINICAL OBSERVATIONS |
| | | | | 45 | 8:21 | P | NO SIGNIFICANT CLINICAL OBSERVATIONS |
| | | | | 45 | 9:53 | P | NO SIGNIFICANT CLINICAL OBSERVATIONS |
| | | | | 46 | 6:48 | P | NO SIGNIFICANT CLINICAL OBSERVATIONS |
| | | | | 46 | 8:45 | P | NO SIGNIFICANT CLINICAL OBSERVATIONS |
| | | | | 49 | 9:20 | P | NO SIGNIFICANT CLINICAL OBSERVATIONS |
| | | | | 49 | 11:57 | P | NO SIGNIFICANT CLINICAL OBSERVATIONS |
| | | | | 50 | 8:26 | P | NO SIGNIFICANT CLINICAL OBSERVATIONS |
| | | | | 50 | 10:43 | P | NO SIGNIFICANT CLINICAL OBSERVATIONS |
| | | | | 51 | 7:50 | P | NO SIGNIFICANT CLINICAL OBSERVATIONS |
| | | | | 51 | 9:48 | P | NO SIGNIFICANT CLINICAL OBSERVATIONS |
| | | | | 52 | 9:06 | P | NO SIGNIFICANT CLINICAL OBSERVATIONS |

GRADE CODE: 1 - SLIGHT 2 - MODERATE 3 - SEVERE P - PRESENT

STUDY DAYS: 0 THROUGH 89

| ANIMAL | SEX | GROUP | CATEGORY | STUDY DAY | TIME | GRADE | OBSERVATIONS |
|---|---|---|---|---|---|---|---|
| 10430 | M | UNTREATED | NORMAL | 52 | 11:25 | P | NO SIGNIFICANT CLINICAL OBSERVATIONS |
| | | | | 53 | 6:48 | P | NO SIGNIFICANT CLINICAL OBSERVATIONS |
| | | | | 53 | 9:00 | P | NO SIGNIFICANT CLINICAL OBSERVATIONS |
| | | | | 56 | 8:51 | P | NO SIGNIFICANT CLINICAL OBSERVATIONS |
| | | | | 56 | 10:52 | P | NO SIGNIFICANT CLINICAL OBSERVATIONS |
| | | | | 57 | 8:52 | P | NO SIGNIFICANT CLINICAL OBSERVATIONS |
| | | | | 57 | 10:20 | P | NO SIGNIFICANT CLINICAL OBSERVATIONS |
| | | | | 58 | 7:30 | P | NO SIGNIFICANT CLINICAL OBSERVATIONS |
| | | | | 58 | 9:18 | P | NO SIGNIFICANT CLINICAL OBSERVATIONS |
| | | | | 59 | 7:18 | P | NO SIGNIFICANT CLINICAL OBSERVATIONS |
| | | | | 59 | 9:00 | P | NO SIGNIFICANT CLINICAL OBSERVATIONS |
| | | | | 60 | 7:29 | P | NO SIGNIFICANT CLINICAL OBSERVATIONS |
| | | | | 60 | 9:39 | P | NO SIGNIFICANT CLINICAL OBSERVATIONS |
| | | | | 63 | 11:54 | P | NO SIGNIFICANT CLINICAL OBSERVATIONS |
| | | | | 63 | 14:11 | P | NO SIGNIFICANT CLINICAL OBSERVATIONS |
| | | | | 64 | 8:33 | P | NO SIGNIFICANT CLINICAL OBSERVATIONS |
| | | | | 64 | 10:08 | P | NO SIGNIFICANT CLINICAL OBSERVATIONS |
| | | | | 65 | 8:42 | P | NO SIGNIFICANT CLINICAL OBSERVATIONS |
| | | | | 65 | 10:49 | P | NO SIGNIFICANT CLINICAL OBSERVATIONS |
| | | | | 66 | 8:16 | P | NO SIGNIFICANT CLINICAL OBSERVATIONS |
| | | | | 66 | 9:42 | P | NO SIGNIFICANT CLINICAL OBSERVATIONS |
| | | | | 67 | 7:24 | P | NO SIGNIFICANT CLINICAL OBSERVATIONS |
| | | | | 67 | 9:02 | P | NO SIGNIFICANT CLINICAL OBSERVATIONS |
| | | | | 70 | 7:54 | P | NO SIGNIFICANT CLINICAL OBSERVATIONS |
| | | | | 70 | 10:41 | P | NO SIGNIFICANT CLINICAL OBSERVATIONS |
| | | | | 71 | 8:06 | P | NO SIGNIFICANT CLINICAL OBSERVATIONS |
| | | | | 71 | 9:33 | P | NO SIGNIFICANT CLINICAL OBSERVATIONS |
| | | | | 72 | 7:22 | P | NO SIGNIFICANT CLINICAL OBSERVATIONS |
| | | | | 72 | 8:59 | P | NO SIGNIFICANT CLINICAL OBSERVATIONS |

GRADE CODE: 1 - SLIGHT 2 - MODERATE 3 - SEVERE P - PRESENT

STUDY DAYS: 0 THROUGH 89

| ANIMAL | SEX | GROUP | CATEGORY | STUDY DAY | TIME | GRADE | OBSERVATIONS |
|---|---|---|---|---|---|---|---|
| 10430 | M | UNTREATED | NORMAL | 73 | 7:22 | P | NO SIGNIFICANT CLINICAL OBSERVATIONS |
| | | | | 73 | 9:09 | P | NO SIGNIFICANT CLINICAL OBSERVATIONS |
| | | | | 74 | 7:11 | P | NO SIGNIFICANT CLINICAL OBSERVATIONS |
| | | | | 74 | 9:03 | P | NO SIGNIFICANT CLINICAL OBSERVATIONS |
| | | | | 77 | 8:09 | P | NO SIGNIFICANT CLINICAL OBSERVATIONS |
| | | | | 77 | 11:05 | P | NO SIGNIFICANT CLINICAL OBSERVATIONS |
| | | | | 78 | 9:29 | P | NO SIGNIFICANT CLINICAL OBSERVATIONS |
| | | | | 78 | 11:22 | P | NO SIGNIFICANT CLINICAL OBSERVATIONS |
| | | | | 79 | 7:12 | P | NO SIGNIFICANT CLINICAL OBSERVATIONS |
| | | | | 79 | 8:47 | P | NO SIGNIFICANT CLINICAL OBSERVATIONS |
| | | | | 80 | 8:45 | P | NO SIGNIFICANT CLINICAL OBSERVATIONS |
| | | | | 80 | 10:28 | P | NO SIGNIFICANT CLINICAL OBSERVATIONS |
| | | | | 81 | 7:26 | P | NO SIGNIFICANT CLINICAL OBSERVATIONS |
| | | | | 81 | 9:15 | P | NO SIGNIFICANT CLINICAL OBSERVATIONS |
| | | | | 84 | 8:55 | P | NO SIGNIFICANT CLINICAL OBSERVATIONS |
| | | | | 84 | 10:47 | P | NO SIGNIFICANT CLINICAL OBSERVATIONS |
| | | | | 85 | 7:28 | P | NO SIGNIFICANT CLINICAL OBSERVATIONS |
| | | | | 85 | 9:32 | P | NO SIGNIFICANT CLINICAL OBSERVATIONS |
| | | | | 86 | 7:19 | P | NO SIGNIFICANT CLINICAL OBSERVATIONS |
| | | | | 86 | 9:19 | P | NO SIGNIFICANT CLINICAL OBSERVATIONS |
| | | | | 87 | 8:41 | P | NO SIGNIFICANT CLINICAL OBSERVATIONS |
| | | | | 87 | 10:29 | P | NO SIGNIFICANT CLINICAL OBSERVATIONS |
| | | | | 88 | 6:42 | P | NO SIGNIFICANT CLINICAL OBSERVATIONS |
| | | | | 88 | 9:08 | P | NO SIGNIFICANT CLINICAL OBSERVATIONS |
| 10437 | M | UNTREATED | NORMAL | 0 | 9:56 | P | NO SIGNIFICANT CLINICAL OBSERVATIONS |
| | | | | 0 | 12:42 | P | NO SIGNIFICANT CLINICAL OBSERVATIONS |
| | | | | 1 | 7:38 | P | NO SIGNIFICANT CLINICAL OBSERVATIONS |
| | | | | 1 | 9:24 | P | NO SIGNIFICANT CLINICAL OBSERVATIONS |
| | | | | 2 | 9:09 | P | NO SIGNIFICANT CLINICAL OBSERVATIONS |

GRADE CODE: 1 - SLIGHT 2 - MODERATE 3 - SEVERE P - PRESENT

TABLE A3 (DOSING DAY OBSERVATIONS)
A 90-DAY DERMAL STUDY UTILIZING CLARIFIED OILS IN RATS
INDIVIDUAL CLINICAL OBSERVATIONS



STUDY DAYS: 0 THROUGH 89

| ANIMAL | SEX | GROUP | CATEGORY | STUDY DAY | TIME | GRADE | OBSERVATIONS |
|---|---|---|---|---|---|---|---|
| 10437 | M | UNTREATED | NORMAL | 2 | 10:37 | P | NO SIGNIFICANT CLINICAL OBSERVATIONS |
| | | | | 3 | 9:10 | P | NO SIGNIFICANT CLINICAL OBSERVATIONS |
| | | | | 3 | 11:05 | P | NO SIGNIFICANT CLINICAL OBSERVATIONS |
| | | | | 4 | 6:52 | P | NO SIGNIFICANT CLINICAL OBSERVATIONS |
| | | | | 4 | 8:46 | P | NO SIGNIFICANT CLINICAL OBSERVATIONS |
| | | | | 7 | 9:12 | P | NO SIGNIFICANT CLINICAL OBSERVATIONS |
| | | | | 7 | 11:37 | P | NO SIGNIFICANT CLINICAL OBSERVATIONS |
| | | | | 8 | 8:30 | P | NO SIGNIFICANT CLINICAL OBSERVATIONS |
| | | | | 8 | 10:30 | P | NO SIGNIFICANT CLINICAL OBSERVATIONS |
| | | | | 9 | 9:28 | P | NO SIGNIFICANT CLINICAL OBSERVATIONS |
| | | | | 9 | 11:15 | P | NO SIGNIFICANT CLINICAL OBSERVATIONS |
| | | | | 10 | 8:36 | P | NO SIGNIFICANT CLINICAL OBSERVATIONS |
| | | | | 10 | 10:11 | P | NO SIGNIFICANT CLINICAL OBSERVATIONS |
| | | | | 11 | 6:54 | P | NO SIGNIFICANT CLINICAL OBSERVATIONS |
| | | | | 11 | 8:46 | P | NO SIGNIFICANT CLINICAL OBSERVATIONS |
| | | | | 14 | 9:19 | P | NO SIGNIFICANT CLINICAL OBSERVATIONS |
| | | | | 14 | 12:01 | P | NO SIGNIFICANT CLINICAL OBSERVATIONS |
| | | | | 15 | 9:00 | P | NO SIGNIFICANT CLINICAL OBSERVATIONS |
| | | | | 15 | 10:33 | P | NO SIGNIFICANT CLINICAL OBSERVATIONS |
| | | | | 16 | 8:28 | P | NO SIGNIFICANT CLINICAL OBSERVATIONS |
| | | | | 16 | 10:00 | P | NO SIGNIFICANT CLINICAL OBSERVATIONS |
| | | | | 17 | 8:41 | P | NO SIGNIFICANT CLINICAL OBSERVATIONS |
| | | | | 17 | 10:22 | P | NO SIGNIFICANT CLINICAL OBSERVATIONS |
| | | | | 18 | 6:43 | P | NO SIGNIFICANT CLINICAL OBSERVATIONS |
| | | | | 18 | 8:31 | P | NO SIGNIFICANT CLINICAL OBSERVATIONS |
| | | | | 21 | 9:10 | P | NO SIGNIFICANT CLINICAL OBSERVATIONS |
| | | | | 21 | 11:24 | P | NO SIGNIFICANT CLINICAL OBSERVATIONS |
| | | | | 22 | 7:26 | P | NO SIGNIFICANT CLINICAL OBSERVATIONS |
| | | | | 22 | 9:28 | P | NO SIGNIFICANT CLINICAL OBSERVATIONS |

GRADE CODE: 1 - SLIGHT 2 - MODERATE 3 - SEVERE P - PRESENT

TABLE A3 (DOSING DAY OBSERVATIONS)
A 90-DAY DERMAL STUDY UTILIZING CLARIFIED OILS IN RATS
INDIVIDUAL CLINICAL OBSERVATIONS



STUDY DAYS: 0 THROUGH 89

| ANIMAL | SEX | GROUP | CATEGORY | STUDY DAY | TIME | GRADE | OBSERVATIONS |
|---|---|---|---|---|---|---|---|
| 10437 | M | UNTREATED | NORMAL | 23 | 7:19 | P | NO SIGNIFICANT CLINICAL OBSERVATIONS |
| | | | | 23 | 9:06 | P | NO SIGNIFICANT CLINICAL OBSERVATIONS |
| | | | | 24 | 8:05 | P | NO SIGNIFICANT CLINICAL OBSERVATIONS |
| | | | | 24 | 9:22 | P | NO SIGNIFICANT CLINICAL OBSERVATIONS |
| | | | | 25 | 7:14 | P | NO SIGNIFICANT CLINICAL OBSERVATIONS |
| | | | | 25 | 8:50 | P | NO SIGNIFICANT CLINICAL OBSERVATIONS |
| | | | | 28 | 9:14 | P | NO SIGNIFICANT CLINICAL OBSERVATIONS |
| | | | | 28 | 11:35 | P | NO SIGNIFICANT CLINICAL OBSERVATIONS |
| | | | | 29 | 7:40 | P | NO SIGNIFICANT CLINICAL OBSERVATIONS |
| | | | | 29 | 9:40 | P | NO SIGNIFICANT CLINICAL OBSERVATIONS |
| | | | | 30 | 7:27 | P | NO SIGNIFICANT CLINICAL OBSERVATIONS |
| | | | | 30 | 9:20 | P | NO SIGNIFICANT CLINICAL OBSERVATIONS |
| | | | | 31 | 7:47 | P | NO SIGNIFICANT CLINICAL OBSERVATIONS |
| | | | | 31 | 9:00 | P | NO SIGNIFICANT CLINICAL OBSERVATIONS |
| | | | | 32 | 7:23 | P | NO SIGNIFICANT CLINICAL OBSERVATIONS |
| | | | | 32 | 8:56 | P | NO SIGNIFICANT CLINICAL OBSERVATIONS |
| | | | | 35 | 9:10 | P | NO SIGNIFICANT CLINICAL OBSERVATIONS |
| | | | | 35 | 10:55 | P | NO SIGNIFICANT CLINICAL OBSERVATIONS |
| | | | | 36 | 8:25 | P | NO SIGNIFICANT CLINICAL OBSERVATIONS |
| | | | | 36 | 10:12 | P | NO SIGNIFICANT CLINICAL OBSERVATIONS |
| | | | | 37 | 8:22 | P | NO SIGNIFICANT CLINICAL OBSERVATIONS |
| | | | | 37 | 10:01 | P | NO SIGNIFICANT CLINICAL OBSERVATIONS |
| | | | | 38 | 8:18 | P | NO SIGNIFICANT CLINICAL OBSERVATIONS |
| | | | | 38 | 10:04 | P | NO SIGNIFICANT CLINICAL OBSERVATIONS |
| | | | | 39 | 7:09 | P | NO SIGNIFICANT CLINICAL OBSERVATIONS |
| | | | | 39 | 9:08 | P | NO SIGNIFICANT CLINICAL OBSERVATIONS |
| | | | | 42 | 10:18 | P | NO SIGNIFICANT CLINICAL OBSERVATIONS |
| | | | | 43 | 8:23 | P | NO SIGNIFICANT CLINICAL OBSERVATIONS |
| | | | | 43 | 10:09 | P | NO SIGNIFICANT CLINICAL OBSERVATIONS |

GRADE CODE: 1 - SLIGHT 2 - MODERATE 3 - SEVERE P - PRESENT

STUDY DAYS: 0 THROUGH 89

| ANIMAL | SEX | GROUP | CATEGORY | STUDY DAY | TIME | GRADE | OBSERVATIONS |
|---|---|---|---|---|---|---|---|
| 10437 | M | UNTREATED | NORMAL | 44 | 7:55 | P | NO SIGNIFICANT CLINICAL OBSERVATIONS |
| | | | | 44 | 9:40 | P | NO SIGNIFICANT CLINICAL OBSERVATIONS |
| | | | | 45 | 8:21 | P | NO SIGNIFICANT CLINICAL OBSERVATIONS |
| | | | | 45 | 9:53 | P | NO SIGNIFICANT CLINICAL OBSERVATIONS |
| | | | | 46 | 6:48 | P | NO SIGNIFICANT CLINICAL OBSERVATIONS |
| | | | | 46 | 8:45 | P | NO SIGNIFICANT CLINICAL OBSERVATIONS |
| | | | | 49 | 9:21 | P | NO SIGNIFICANT CLINICAL OBSERVATIONS |
| | | | | 49 | 11:57 | P | NO SIGNIFICANT CLINICAL OBSERVATIONS |
| | | | | 50 | 8:26 | P | NO SIGNIFICANT CLINICAL OBSERVATIONS |
| | | | | 50 | 10:43 | P | NO SIGNIFICANT CLINICAL OBSERVATIONS |
| | | | | 51 | 7:50 | P | NO SIGNIFICANT CLINICAL OBSERVATIONS |
| | | | | 51 | 9:48 | P | NO SIGNIFICANT CLINICAL OBSERVATIONS |
| | | | | 52 | 9:06 | P | NO SIGNIFICANT CLINICAL OBSERVATIONS |
| | | | | 52 | 11:25 | P | NO SIGNIFICANT CLINICAL OBSERVATIONS |
| | | | | 53 | 6:48 | P | NO SIGNIFICANT CLINICAL OBSERVATIONS |
| | | | | 53 | 9:00 | P | NO SIGNIFICANT CLINICAL OBSERVATIONS |
| | | | | 56 | 8:51 | P | NO SIGNIFICANT CLINICAL OBSERVATIONS |
| | | | | 56 | 10:52 | P | NO SIGNIFICANT CLINICAL OBSERVATIONS |
| | | | | 57 | 8:52 | P | NO SIGNIFICANT CLINICAL OBSERVATIONS |
| | | | | 57 | 10:20 | P | NO SIGNIFICANT CLINICAL OBSERVATIONS |
| | | | | 58 | 7:30 | P | NO SIGNIFICANT CLINICAL OBSERVATIONS |
| | | | | 58 | 9:18 | P | NO SIGNIFICANT CLINICAL OBSERVATIONS |
| | | | | 59 | 7:18 | P | NO SIGNIFICANT CLINICAL OBSERVATIONS |
| | | | | 59 | 9:00 | P | NO SIGNIFICANT CLINICAL OBSERVATIONS |
| | | | | 60 | 7:29 | P | NO SIGNIFICANT CLINICAL OBSERVATIONS |
| | | | | 60 | 9:39 | P | NO SIGNIFICANT CLINICAL OBSERVATIONS |
| | | | | 63 | 11:54 | P | NO SIGNIFICANT CLINICAL OBSERVATIONS |
| | | | | 63 | 14:11 | P | NO SIGNIFICANT CLINICAL OBSERVATIONS |
| | | | | 64 | 8:33 | P | NO SIGNIFICANT CLINICAL OBSERVATIONS |

GRADE CODE: 1 - SLIGHT 2 - MODERATE 3 - SEVERE P - PRESENT

STUDY DAYS: 0 THROUGH 89

| ANIMAL | SEX | GROUP | CATEGORY | STUDY DAY | TIME | GRADE | OBSERVATIONS |
|---|---|---|---|---|---|---|---|
| 10437 | M | UNTREATED | NORMAL | 64 | 10:08 | P | NO SIGNIFICANT CLINICAL OBSERVATIONS |
| | | | | 65 | 8:42 | P | NO SIGNIFICANT CLINICAL OBSERVATIONS |
| | | | | 65 | 10:49 | P | NO SIGNIFICANT CLINICAL OBSERVATIONS |
| | | | | 66 | 8:16 | P | NO SIGNIFICANT CLINICAL OBSERVATIONS |
| | | | | 66 | 9:42 | P | NO SIGNIFICANT CLINICAL OBSERVATIONS |
| | | | | 67 | 7:24 | P | NO SIGNIFICANT CLINICAL OBSERVATIONS |
| | | | | 67 | 9:03 | P | NO SIGNIFICANT CLINICAL OBSERVATIONS |
| | | | | 70 | 7:56 | P | NO SIGNIFICANT CLINICAL OBSERVATIONS |
| | | | | 70 | 10:41 | P | NO SIGNIFICANT CLINICAL OBSERVATIONS |
| | | | | 71 | 8:06 | P | NO SIGNIFICANT CLINICAL OBSERVATIONS |
| | | | | 71 | 9:33 | P | NO SIGNIFICANT CLINICAL OBSERVATIONS |
| | | | | 72 | 7:23 | P | NO SIGNIFICANT CLINICAL OBSERVATIONS |
| | | | | 72 | 8:59 | P | NO SIGNIFICANT CLINICAL OBSERVATIONS |
| | | | | 73 | 7:22 | P | NO SIGNIFICANT CLINICAL OBSERVATIONS |
| | | | | 73 | 9:09 | P | NO SIGNIFICANT CLINICAL OBSERVATIONS |
| | | | | 74 | 7:11 | P | NO SIGNIFICANT CLINICAL OBSERVATIONS |
| | | | | 74 | 9:03 | P | NO SIGNIFICANT CLINICAL OBSERVATIONS |
| | | | | 77 | 8:09 | P | NO SIGNIFICANT CLINICAL OBSERVATIONS |
| | | | | 77 | 11:05 | P | NO SIGNIFICANT CLINICAL OBSERVATIONS |
| | | | | 78 | 9:30 | P | NO SIGNIFICANT CLINICAL OBSERVATIONS |
| | | | | 78 | 11:22 | P | NO SIGNIFICANT CLINICAL OBSERVATIONS |
| | | | | 79 | 7:12 | P | NO SIGNIFICANT CLINICAL OBSERVATIONS |
| | | | | 79 | 8:47 | P | NO SIGNIFICANT CLINICAL OBSERVATIONS |
| | | | | 80 | 8:45 | P | NO SIGNIFICANT CLINICAL OBSERVATIONS |
| | | | | 80 | 10:28 | P | NO SIGNIFICANT CLINICAL OBSERVATIONS |
| | | | | 81 | 7:26 | P | NO SIGNIFICANT CLINICAL OBSERVATIONS |
| | | | | 81 | 9:15 | P | NO SIGNIFICANT CLINICAL OBSERVATIONS |
| | | | | 84 | 8:56 | P | NO SIGNIFICANT CLINICAL OBSERVATIONS |
| | | | | 84 | 10:47 | P | NO SIGNIFICANT CLINICAL OBSERVATIONS |

GRADE CODE: 1 - SLIGHT 2 - MODERATE 3 - SEVERE P - PRESENT

TABLE A3 (DOSING DAY OBSERVATIONS)
A 90-DAY DERMAL STUDY UTILIZING CLARIFIED OILS IN RATS
INDIVIDUAL CLINICAL OBSERVATIONS



STUDY DAYS: 0 THROUGH 89

| ANIMAL | SEX | GROUP | CATEGORY | STUDY DAY | TIME | GRADE | OBSERVATIONS |
|---|---|---|---|---|---|---|---|
| 10437 | M | UNTREATED | NORMAL | 85 | 7:28 | P | NO SIGNIFICANT CLINICAL OBSERVATIONS |
| | | | | 85 | 9:32 | P | NO SIGNIFICANT CLINICAL OBSERVATIONS |
| | | | | 86 | 7:19 | P | NO SIGNIFICANT CLINICAL OBSERVATIONS |
| | | | | 86 | 9:19 | P | NO SIGNIFICANT CLINICAL OBSERVATIONS |
| | | | | 87 | 8:41 | P | NO SIGNIFICANT CLINICAL OBSERVATIONS |
| | | | | 87 | 10:30 | P | NO SIGNIFICANT CLINICAL OBSERVATIONS |
| | | | | 88 | 6:42 | P | NO SIGNIFICANT CLINICAL OBSERVATIONS |
| | | | | 88 | 9:08 | P | NO SIGNIFICANT CLINICAL OBSERVATIONS |
| 10444 | M | UNTREATED | NORMAL | 0 | 9:56 | P | NO SIGNIFICANT CLINICAL OBSERVATIONS |
| | | | | 0 | 12:42 | P | NO SIGNIFICANT CLINICAL OBSERVATIONS |
| | | | | 1 | 7:38 | P | NO SIGNIFICANT CLINICAL OBSERVATIONS |
| | | | | 1 | 9:24 | P | NO SIGNIFICANT CLINICAL OBSERVATIONS |
| | | | | 2 | 9:09 | P | NO SIGNIFICANT CLINICAL OBSERVATIONS |
| | | | | 2 | 10:37 | P | NO SIGNIFICANT CLINICAL OBSERVATIONS |
| | | | | 3 | 9:10 | P | NO SIGNIFICANT CLINICAL OBSERVATIONS |
| | | | | 3 | 11:05 | P | NO SIGNIFICANT CLINICAL OBSERVATIONS |
| | | | | 4 | 6:52 | P | NO SIGNIFICANT CLINICAL OBSERVATIONS |
| | | | | 4 | 8:46 | P | NO SIGNIFICANT CLINICAL OBSERVATIONS |
| | | | | 7 | 9:13 | P | NO SIGNIFICANT CLINICAL OBSERVATIONS |
| | | | | 7 | 11:37 | P | NO SIGNIFICANT CLINICAL OBSERVATIONS |
| | | | | 8 | 8:30 | P | NO SIGNIFICANT CLINICAL OBSERVATIONS |
| | | | | 8 | 10:30 | P | NO SIGNIFICANT CLINICAL OBSERVATIONS |
| | | | | 9 | 9:28 | P | NO SIGNIFICANT CLINICAL OBSERVATIONS |
| | | | | 9 | 11:16 | P | NO SIGNIFICANT CLINICAL OBSERVATIONS |
| | | | | 10 | 8:36 | P | NO SIGNIFICANT CLINICAL OBSERVATIONS |
| | | | | 10 | 10:11 | P | NO SIGNIFICANT CLINICAL OBSERVATIONS |
| | | | | 14 | 9:19 | P | NO SIGNIFICANT CLINICAL OBSERVATIONS |
| | | | | 14 | 12:01 | P | NO SIGNIFICANT CLINICAL OBSERVATIONS |
| | | | | 15 | 9:00 | P | NO SIGNIFICANT CLINICAL OBSERVATIONS |

GRADE CODE: 1 - SLIGHT 2 - MODERATE 3 - SEVERE P - PRESENT

TABLE A3 (DOSING DAY OBSERVATIONS)
A 90-DAY DERMAL STUDY UTILIZING CLARIFIED OILS IN RATS
INDIVIDUAL CLINICAL OBSERVATIONS



STUDY DAYS: 0 THROUGH 89

| ANIMAL | SEX | GROUP | CATEGORY | STUDY DAY | TIME | GRADE | OBSERVATIONS |
|---|---|---|---|---|---|---|---|
| 10444 | M | UNTREATED | NORMAL | 15 | 10:33 | P | NO SIGNIFICANT CLINICAL OBSERVATIONS |
| | | | | 16 | 8:28 | P | NO SIGNIFICANT CLINICAL OBSERVATIONS |
| | | | | 16 | 10:00 | P | NO SIGNIFICANT CLINICAL OBSERVATIONS |
| | | | | 17 | 8:41 | P | NO SIGNIFICANT CLINICAL OBSERVATIONS |
| | | | | 17 | 10:22 | P | NO SIGNIFICANT CLINICAL OBSERVATIONS |
| | | | | 18 | 6:43 | P | NO SIGNIFICANT CLINICAL OBSERVATIONS |
| | | | | 18 | 8:31 | P | NO SIGNIFICANT CLINICAL OBSERVATIONS |
| | | | | 21 | 9:11 | P | NO SIGNIFICANT CLINICAL OBSERVATIONS |
| | | | | 21 | 11:24 | P | NO SIGNIFICANT CLINICAL OBSERVATIONS |
| | | | | 22 | 7:26 | P | NO SIGNIFICANT CLINICAL OBSERVATIONS |
| | | | | 22 | 9:28 | P | NO SIGNIFICANT CLINICAL OBSERVATIONS |
| | | | | 23 | 7:19 | P | NO SIGNIFICANT CLINICAL OBSERVATIONS |
| | | | | 23 | 9:06 | P | NO SIGNIFICANT CLINICAL OBSERVATIONS |
| | | | | 24 | 8:05 | P | NO SIGNIFICANT CLINICAL OBSERVATIONS |
| | | | | 24 | 9:22 | P | NO SIGNIFICANT CLINICAL OBSERVATIONS |
| | | | | 25 | 7:14 | P | NO SIGNIFICANT CLINICAL OBSERVATIONS |
| | | | | 25 | 8:50 | P | NO SIGNIFICANT CLINICAL OBSERVATIONS |
| | | | | 28 | 9:14 | P | NO SIGNIFICANT CLINICAL OBSERVATIONS |
| | | | | 28 | 11:35 | P | NO SIGNIFICANT CLINICAL OBSERVATIONS |
| | | | | 29 | 7:40 | P | NO SIGNIFICANT CLINICAL OBSERVATIONS |
| | | | | 29 | 9:40 | P | NO SIGNIFICANT CLINICAL OBSERVATIONS |
| | | | | 30 | 7:27 | P | NO SIGNIFICANT CLINICAL OBSERVATIONS |
| | | | | 30 | 9:20 | P | NO SIGNIFICANT CLINICAL OBSERVATIONS |
| | | | | 31 | 7:47 | P | NO SIGNIFICANT CLINICAL OBSERVATIONS |
| | | | | 31 | 9:00 | P | NO SIGNIFICANT CLINICAL OBSERVATIONS |
| | | | | 32 | 7:23 | P | NO SIGNIFICANT CLINICAL OBSERVATIONS |
| | | | | 32 | 8:56 | P | NO SIGNIFICANT CLINICAL OBSERVATIONS |
| | | | | 35 | 9:11 | P | NO SIGNIFICANT CLINICAL OBSERVATIONS |
| | | | | 35 | 10:55 | P | NO SIGNIFICANT CLINICAL OBSERVATIONS |

GRADE CODE: 1 - SLIGHT 2 - MODERATE 3 - SEVERE P - PRESENT

STUDY DAYS: 0 THROUGH 89

| ANIMAL | SEX | GROUP | CATEGORY | STUDY DAY | TIME | GRADE | OBSERVATIONS |
|---|---|---|---|---|---|---|---|
| 10444 | M | UNTREATED | NORMAL | 36 | 8:25 | P | NO SIGNIFICANT CLINICAL OBSERVATIONS |
| | | | | 36 | 10:12 | P | NO SIGNIFICANT CLINICAL OBSERVATIONS |
| | | | | 37 | 8:23 | P | NO SIGNIFICANT CLINICAL OBSERVATIONS |
| | | | | 37 | 10:02 | P | NO SIGNIFICANT CLINICAL OBSERVATIONS |
| | | | | 38 | 8:18 | P | NO SIGNIFICANT CLINICAL OBSERVATIONS |
| | | | | 38 | 10:04 | P | NO SIGNIFICANT CLINICAL OBSERVATIONS |
| | | | | 39 | 7:09 | P | NO SIGNIFICANT CLINICAL OBSERVATIONS |
| | | | | 39 | 9:08 | P | NO SIGNIFICANT CLINICAL OBSERVATIONS |
| | | | | 42 | 10:18 | P | NO SIGNIFICANT CLINICAL OBSERVATIONS |
| | | | | 43 | 8:23 | P | NO SIGNIFICANT CLINICAL OBSERVATIONS |
| | | | | 43 | 10:09 | P | NO SIGNIFICANT CLINICAL OBSERVATIONS |
| | | | | 44 | 7:56 | P | NO SIGNIFICANT CLINICAL OBSERVATIONS |
| | | | | 44 | 9:40 | P | NO SIGNIFICANT CLINICAL OBSERVATIONS |
| | | | | 45 | 8:21 | P | NO SIGNIFICANT CLINICAL OBSERVATIONS |
| | | | | 45 | 9:53 | P | NO SIGNIFICANT CLINICAL OBSERVATIONS |
| | | | | 46 | 6:48 | P | NO SIGNIFICANT CLINICAL OBSERVATIONS |
| | | | | 46 | 8:46 | P | NO SIGNIFICANT CLINICAL OBSERVATIONS |
| | | | | 49 | 9:21 | P | NO SIGNIFICANT CLINICAL OBSERVATIONS |
| | | | | 49 | 11:57 | P | NO SIGNIFICANT CLINICAL OBSERVATIONS |
| | | | | 50 | 8:27 | P | NO SIGNIFICANT CLINICAL OBSERVATIONS |
| | | | | 50 | 10:43 | P | NO SIGNIFICANT CLINICAL OBSERVATIONS |
| | | | | 51 | 7:50 | P | NO SIGNIFICANT CLINICAL OBSERVATIONS |
| | | | | 51 | 9:49 | P | NO SIGNIFICANT CLINICAL OBSERVATIONS |
| | | | | 52 | 9:06 | P | NO SIGNIFICANT CLINICAL OBSERVATIONS |
| | | | | 52 | 11:25 | P | NO SIGNIFICANT CLINICAL OBSERVATIONS |
| | | | | 53 | 6:48 | P | NO SIGNIFICANT CLINICAL OBSERVATIONS |
| | | | | 53 | 9:00 | P | NO SIGNIFICANT CLINICAL OBSERVATIONS |
| | | | | 56 | 8:51 | P | NO SIGNIFICANT CLINICAL OBSERVATIONS |
| | | | | 56 | 10:52 | P | NO SIGNIFICANT CLINICAL OBSERVATIONS |

GRADE CODE: 1 - SLIGHT 2 - MODERATE 3 - SEVERE P - PRESENT

TABLE A3 (DOSING DAY OBSERVATIONS)
A 90-DAY DERMAL STUDY UTILIZING CLARIFIED OILS IN RATS
INDIVIDUAL CLINICAL OBSERVATIONS



STUDY DAYS: 0 THROUGH 89

| ANIMAL | SEX | GROUP | CATEGORY | STUDY DAY | TIME | GRADE | OBSERVATIONS |
|---|---|---|---|---|---|---|---|
| 10444 | M | UNTREATED | NORMAL | 57 | 8:52 | P | NO SIGNIFICANT CLINICAL OBSERVATIONS |
| | | | | 57 | 10:20 | P | NO SIGNIFICANT CLINICAL OBSERVATIONS |
| | | | | 58 | 7:30 | P | NO SIGNIFICANT CLINICAL OBSERVATIONS |
| | | | | 58 | 9:19 | P | NO SIGNIFICANT CLINICAL OBSERVATIONS |
| | | | | 59 | 7:18 | P | NO SIGNIFICANT CLINICAL OBSERVATIONS |
| | | | | 59 | 9:00 | P | NO SIGNIFICANT CLINICAL OBSERVATIONS |
| | | | | 60 | 7:30 | P | NO SIGNIFICANT CLINICAL OBSERVATIONS |
| | | | | 60 | 9:39 | P | NO SIGNIFICANT CLINICAL OBSERVATIONS |
| | | | | 63 | 11:54 | P | NO SIGNIFICANT CLINICAL OBSERVATIONS |
| | | | | 63 | 14:12 | P | NO SIGNIFICANT CLINICAL OBSERVATIONS |
| | | | | 64 | 8:33 | P | NO SIGNIFICANT CLINICAL OBSERVATIONS |
| | | | | 64 | 10:09 | P | NO SIGNIFICANT CLINICAL OBSERVATIONS |
| | | | | 65 | 8:42 | P | NO SIGNIFICANT CLINICAL OBSERVATIONS |
| | | | | 65 | 10:49 | P | NO SIGNIFICANT CLINICAL OBSERVATIONS |
| | | | | 66 | 8:16 | P | NO SIGNIFICANT CLINICAL OBSERVATIONS |
| | | | | 66 | 9:42 | P | NO SIGNIFICANT CLINICAL OBSERVATIONS |
| | | | | 67 | 7:24 | P | NO SIGNIFICANT CLINICAL OBSERVATIONS |
| | | | | 67 | 9:03 | P | NO SIGNIFICANT CLINICAL OBSERVATIONS |
| | | | | 70 | 7:56 | P | NO SIGNIFICANT CLINICAL OBSERVATIONS |
| | | | | 70 | 10:41 | P | NO SIGNIFICANT CLINICAL OBSERVATIONS |
| | | | | 71 | 8:06 | P | NO SIGNIFICANT CLINICAL OBSERVATIONS |
| | | | | 71 | 9:33 | P | NO SIGNIFICANT CLINICAL OBSERVATIONS |
| | | | | 72 | 7:23 | P | NO SIGNIFICANT CLINICAL OBSERVATIONS |
| | | | | 72 | 8:59 | P | NO SIGNIFICANT CLINICAL OBSERVATIONS |
| | | | | 73 | 7:22 | P | NO SIGNIFICANT CLINICAL OBSERVATIONS |
| | | | | 73 | 9:09 | P | NO SIGNIFICANT CLINICAL OBSERVATIONS |
| | | | | 74 | 7:11 | P | NO SIGNIFICANT CLINICAL OBSERVATIONS |
| | | | | 74 | 9:03 | P | NO SIGNIFICANT CLINICAL OBSERVATIONS |
| | | | | 77 | 8:10 | P | NO SIGNIFICANT CLINICAL OBSERVATIONS |

GRADE CODE: 1 - SLIGHT 2 - MODERATE 3 - SEVERE P - PRESENT

STUDY DAYS: 0 THROUGH 89

| ANIMAL | SEX | GROUP | CATEGORY | STUDY DAY | TIME | GRADE | OBSERVATIONS |
|---|---|---|---|---|---|---|---|
| 10444 | M | UNTREATED | NORMAL | 77 | 11:05 | P | NO SIGNIFICANT CLINICAL OBSERVATIONS |
| | | | | 78 | 9:30 | P | NO SIGNIFICANT CLINICAL OBSERVATIONS |
| | | | | 78 | 11:22 | P | NO SIGNIFICANT CLINICAL OBSERVATIONS |
| | | | | 79 | 7:12 | P | NO SIGNIFICANT CLINICAL OBSERVATIONS |
| | | | | 79 | 8:47 | P | NO SIGNIFICANT CLINICAL OBSERVATIONS |
| | | | | 80 | 8:45 | P | NO SIGNIFICANT CLINICAL OBSERVATIONS |
| | | | | 80 | 10:28 | P | NO SIGNIFICANT CLINICAL OBSERVATIONS |
| | | | | 81 | 7:26 | P | NO SIGNIFICANT CLINICAL OBSERVATIONS |
| | | | | 81 | 9:15 | P | NO SIGNIFICANT CLINICAL OBSERVATIONS |
| | | | | 84 | 8:56 | P | NO SIGNIFICANT CLINICAL OBSERVATIONS |
| | | | | 84 | 10:47 | P | NO SIGNIFICANT CLINICAL OBSERVATIONS |
| | | | | 85 | 7:28 | P | NO SIGNIFICANT CLINICAL OBSERVATIONS |
| | | | | 85 | 9:33 | P | NO SIGNIFICANT CLINICAL OBSERVATIONS |
| | | | | 86 | 7:19 | P | NO SIGNIFICANT CLINICAL OBSERVATIONS |
| | | | | 86 | 9:19 | P | NO SIGNIFICANT CLINICAL OBSERVATIONS |
| | | | | 87 | 8:41 | P | NO SIGNIFICANT CLINICAL OBSERVATIONS |
| | | | | 87 | 10:30 | P | NO SIGNIFICANT CLINICAL OBSERVATIONS |
| | | | | 88 | 6:42 | P | NO SIGNIFICANT CLINICAL OBSERVATIONS |
| | | | | 88 | 9:08 | P | NO SIGNIFICANT CLINICAL OBSERVATIONS |
| 10445 | M | UNTREATED | NORMAL | 0 | 9:56 | P | NO SIGNIFICANT CLINICAL OBSERVATIONS |
| | | | | 0 | 12:42 | P | NO SIGNIFICANT CLINICAL OBSERVATIONS |
| | | | | 1 | 7:38 | P | NO SIGNIFICANT CLINICAL OBSERVATIONS |
| | | | | 1 | 9:24 | P | NO SIGNIFICANT CLINICAL OBSERVATIONS |
| | | | | 2 | 9:09 | P | NO SIGNIFICANT CLINICAL OBSERVATIONS |
| | | | | 2 | 10:37 | P | NO SIGNIFICANT CLINICAL OBSERVATIONS |
| | | | | 3 | 9:11 | P | NO SIGNIFICANT CLINICAL OBSERVATIONS |
| | | | | 3 | 11:06 | P | NO SIGNIFICANT CLINICAL OBSERVATIONS |
| | | | | 4 | 6:52 | P | NO SIGNIFICANT CLINICAL OBSERVATIONS |
| | | | | 4 | 8:46 | P | NO SIGNIFICANT CLINICAL OBSERVATIONS |

GRADE CODE: 1 - SLIGHT 2 - MODERATE 3 - SEVERE P - PRESENT

STUDY DAYS: 0 THROUGH 89

| ANIMAL | SEX | GROUP | CATEGORY | STUDY DAY | TIME | GRADE | OBSERVATIONS |
|---|---|---|---|---|---|---|---|
| 10445 | M | UNTREATED | NORMAL | 7 | 9:13 | P | NO SIGNIFICANT CLINICAL OBSERVATIONS |
| | | | | 7 | 11:37 | P | NO SIGNIFICANT CLINICAL OBSERVATIONS |
| | | | | 8 | 8:31 | P | NO SIGNIFICANT CLINICAL OBSERVATIONS |
| | | | | 8 | 10:30 | P | NO SIGNIFICANT CLINICAL OBSERVATIONS |
| | | | | 9 | 9:28 | P | NO SIGNIFICANT CLINICAL OBSERVATIONS |
| | | | | 9 | 11:16 | P | NO SIGNIFICANT CLINICAL OBSERVATIONS |
| | | | | 10 | 8:36 | P | NO SIGNIFICANT CLINICAL OBSERVATIONS |
| | | | | 10 | 10:12 | P | NO SIGNIFICANT CLINICAL OBSERVATIONS |
| | | | | 11 | 6:55 | P | NO SIGNIFICANT CLINICAL OBSERVATIONS |
| | | | | 11 | 8:46 | P | NO SIGNIFICANT CLINICAL OBSERVATIONS |
| | | | | 14 | 9:19 | P | NO SIGNIFICANT CLINICAL OBSERVATIONS |
| | | | | 14 | 12:01 | P | NO SIGNIFICANT CLINICAL OBSERVATIONS |
| | | | | 15 | 9:00 | P | NO SIGNIFICANT CLINICAL OBSERVATIONS |
| | | | | 15 | 10:33 | P | NO SIGNIFICANT CLINICAL OBSERVATIONS |
| | | | | 16 | 8:28 | P | NO SIGNIFICANT CLINICAL OBSERVATIONS |
| | | | | 16 | 10:00 | P | NO SIGNIFICANT CLINICAL OBSERVATIONS |
| | | | | 17 | 8:41 | P | NO SIGNIFICANT CLINICAL OBSERVATIONS |
| | | | | 17 | 10:22 | P | NO SIGNIFICANT CLINICAL OBSERVATIONS |
| | | | | 18 | 6:43 | P | NO SIGNIFICANT CLINICAL OBSERVATIONS |
| | | | | 18 | 8:31 | P | NO SIGNIFICANT CLINICAL OBSERVATIONS |
| | | | | 21 | 9:11 | P | NO SIGNIFICANT CLINICAL OBSERVATIONS |
| | | | | 21 | 11:24 | P | NO SIGNIFICANT CLINICAL OBSERVATIONS |
| | | | | 22 | 7:27 | P | NO SIGNIFICANT CLINICAL OBSERVATIONS |
| | | | | 22 | 9:29 | P | NO SIGNIFICANT CLINICAL OBSERVATIONS |
| | | | | 23 | 7:19 | P | NO SIGNIFICANT CLINICAL OBSERVATIONS |
| | | | | 23 | 9:06 | P | NO SIGNIFICANT CLINICAL OBSERVATIONS |
| | | | | 24 | 8:05 | P | NO SIGNIFICANT CLINICAL OBSERVATIONS |
| | | | | 24 | 9:22 | P | NO SIGNIFICANT CLINICAL OBSERVATIONS |
| | | | | 25 | 7:14 | P | NO SIGNIFICANT CLINICAL OBSERVATIONS |

GRADE CODE: 1 - SLIGHT 2 - MODERATE 3 - SEVERE P - PRESENT

TABLE A3 (DOSING DAY OBSERVATIONS)
A 90-DAY DERMAL STUDY UTILIZING CLARIFIED OILS IN RATS
INDIVIDUAL CLINICAL OBSERVATIONS



STUDY DAYS: 0 THROUGH 89

| ANIMAL | SEX | GROUP | CATEGORY | STUDY DAY | TIME | GRADE | OBSERVATIONS |
|---|---|---|---|---|---|---|---|
| 10445 | M | UNTREATED | NORMAL | 25 | 8:50 | P | NO SIGNIFICANT CLINICAL OBSERVATIONS |
| | | | | 28 | 9:14 | P | NO SIGNIFICANT CLINICAL OBSERVATIONS |
| | | | | 28 | 11:35 | P | NO SIGNIFICANT CLINICAL OBSERVATIONS |
| | | | | 29 | 7:40 | P | NO SIGNIFICANT CLINICAL OBSERVATIONS |
| | | | | 29 | 9:40 | P | NO SIGNIFICANT CLINICAL OBSERVATIONS |
| | | | | 30 | 7:28 | P | NO SIGNIFICANT CLINICAL OBSERVATIONS |
| | | | | 30 | 9:20 | P | NO SIGNIFICANT CLINICAL OBSERVATIONS |
| | | | | 31 | 7:47 | P | NO SIGNIFICANT CLINICAL OBSERVATIONS |
| | | | | 31 | 9:00 | P | NO SIGNIFICANT CLINICAL OBSERVATIONS |
| | | | | 32 | 7:23 | P | NO SIGNIFICANT CLINICAL OBSERVATIONS |
| | | | | 32 | 8:56 | P | NO SIGNIFICANT CLINICAL OBSERVATIONS |
| | | | | 35 | 9:11 | P | NO SIGNIFICANT CLINICAL OBSERVATIONS |
| | | | | 35 | 10:56 | P | NO SIGNIFICANT CLINICAL OBSERVATIONS |
| | | | | 36 | 8:25 | P | NO SIGNIFICANT CLINICAL OBSERVATIONS |
| | | | | 36 | 10:13 | P | NO SIGNIFICANT CLINICAL OBSERVATIONS |
| | | | | 37 | 8:23 | P | NO SIGNIFICANT CLINICAL OBSERVATIONS |
| | | | | 37 | 10:02 | P | NO SIGNIFICANT CLINICAL OBSERVATIONS |
| | | | | 38 | 8:18 | P | NO SIGNIFICANT CLINICAL OBSERVATIONS |
| | | | | 38 | 10:04 | P | NO SIGNIFICANT CLINICAL OBSERVATIONS |
| | | | | 39 | 7:09 | P | NO SIGNIFICANT CLINICAL OBSERVATIONS |
| | | | | 39 | 9:08 | P | NO SIGNIFICANT CLINICAL OBSERVATIONS |
| | | | | 42 | 10:18 | P | NO SIGNIFICANT CLINICAL OBSERVATIONS |
| | | | | 43 | 8:23 | P | NO SIGNIFICANT CLINICAL OBSERVATIONS |
| | | | | 43 | 10:09 | P | NO SIGNIFICANT CLINICAL OBSERVATIONS |
| | | | | 44 | 7:56 | P | NO SIGNIFICANT CLINICAL OBSERVATIONS |
| | | | | 44 | 9:40 | P | NO SIGNIFICANT CLINICAL OBSERVATIONS |
| | | | | 45 | 8:21 | P | NO SIGNIFICANT CLINICAL OBSERVATIONS |
| | | | | 45 | 9:53 | P | NO SIGNIFICANT CLINICAL OBSERVATIONS |
| | | | | 46 | 6:48 | P | NO SIGNIFICANT CLINICAL OBSERVATIONS |

GRADE CODE: 1 - SLIGHT 2 - MODERATE 3 - SEVERE P - PRESENT

STUDY DAYS: 0 THROUGH 89

| ANIMAL | SEX | GROUP | CATEGORY | STUDY DAY | TIME | GRADE | OBSERVATIONS |
|---|---|---|---|---|---|---|---|
| 10445 | M | UNTREATED | NORMAL | 46 | 8:46 | P | NO SIGNIFICANT CLINICAL OBSERVATIONS |
| | | | | 49 | 9:21 | P | NO SIGNIFICANT CLINICAL OBSERVATIONS |
| | | | | 49 | 11:57 | P | NO SIGNIFICANT CLINICAL OBSERVATIONS |
| | | | | 50 | 8:27 | P | NO SIGNIFICANT CLINICAL OBSERVATIONS |
| | | | | 50 | 10:43 | P | NO SIGNIFICANT CLINICAL OBSERVATIONS |
| | | | | 51 | 7:50 | P | NO SIGNIFICANT CLINICAL OBSERVATIONS |
| | | | | 51 | 9:49 | P | NO SIGNIFICANT CLINICAL OBSERVATIONS |
| | | | | 52 | 9:06 | P | NO SIGNIFICANT CLINICAL OBSERVATIONS |
| | | | | 52 | 11:26 | P | NO SIGNIFICANT CLINICAL OBSERVATIONS |
| | | | | 53 | 6:49 | P | NO SIGNIFICANT CLINICAL OBSERVATIONS |
| | | | | 53 | 9:00 | P | NO SIGNIFICANT CLINICAL OBSERVATIONS |
| | | | | 56 | 8:52 | P | NO SIGNIFICANT CLINICAL OBSERVATIONS |
| | | | | 56 | 10:52 | P | NO SIGNIFICANT CLINICAL OBSERVATIONS |
| | | | | 57 | 8:52 | P | NO SIGNIFICANT CLINICAL OBSERVATIONS |
| | | | | 57 | 10:20 | P | NO SIGNIFICANT CLINICAL OBSERVATIONS |
| | | | | 58 | 7:30 | P | NO SIGNIFICANT CLINICAL OBSERVATIONS |
| | | | | 58 | 9:19 | P | NO SIGNIFICANT CLINICAL OBSERVATIONS |
| | | | | 59 | 7:18 | P | NO SIGNIFICANT CLINICAL OBSERVATIONS |
| | | | | 59 | 9:00 | P | NO SIGNIFICANT CLINICAL OBSERVATIONS |
| | | | | 60 | 7:30 | P | NO SIGNIFICANT CLINICAL OBSERVATIONS |
| | | | | 60 | 9:39 | P | NO SIGNIFICANT CLINICAL OBSERVATIONS |
| | | | | 63 | 11:55 | P | NO SIGNIFICANT CLINICAL OBSERVATIONS |
| | | | | 63 | 14:12 | P | NO SIGNIFICANT CLINICAL OBSERVATIONS |
| | | | | 64 | 8:34 | P | NO SIGNIFICANT CLINICAL OBSERVATIONS |
| | | | | 64 | 10:09 | P | NO SIGNIFICANT CLINICAL OBSERVATIONS |
| | | | | 65 | 8:42 | P | NO SIGNIFICANT CLINICAL OBSERVATIONS |
| | | | | 65 | 10:50 | P | NO SIGNIFICANT CLINICAL OBSERVATIONS |
| | | | | 66 | 8:16 | P | NO SIGNIFICANT CLINICAL OBSERVATIONS |
| | | | | 66 | 9:42 | P | NO SIGNIFICANT CLINICAL OBSERVATIONS |

GRADE CODE: 1 - SLIGHT 2 - MODERATE 3 - SEVERE P - PRESENT

TABLE A3 (DOSING DAY OBSERVATIONS)
A 90-DAY DERMAL STUDY UTILIZING CLARIFIED OILS IN RATS
INDIVIDUAL CLINICAL OBSERVATIONS



STUDY DAYS: 0 THROUGH 89

| ANIMAL | SEX | GROUP | CATEGORY | STUDY DAY | TIME | GRADE | OBSERVATIONS |
|---|---|---|---|---|---|---|---|
| 10445 | M | UNTREATED | NORMAL | 67 | 7:24 | P | NO SIGNIFICANT CLINICAL OBSERVATIONS |
| | | | | 67 | 9:03 | P | NO SIGNIFICANT CLINICAL OBSERVATIONS |
| | | | | 70 | 7:56 | P | NO SIGNIFICANT CLINICAL OBSERVATIONS |
| | | | | 70 | 10:41 | P | NO SIGNIFICANT CLINICAL OBSERVATIONS |
| | | | | 71 | 8:06 | P | NO SIGNIFICANT CLINICAL OBSERVATIONS |
| | | | | 71 | 9:34 | P | NO SIGNIFICANT CLINICAL OBSERVATIONS |
| | | | | 72 | 7:23 | P | NO SIGNIFICANT CLINICAL OBSERVATIONS |
| | | | | 72 | 8:59 | P | NO SIGNIFICANT CLINICAL OBSERVATIONS |
| | | | | 73 | 7:22 | P | NO SIGNIFICANT CLINICAL OBSERVATIONS |
| | | | | 73 | 9:09 | P | NO SIGNIFICANT CLINICAL OBSERVATIONS |
| | | | | 74 | 7:11 | P | NO SIGNIFICANT CLINICAL OBSERVATIONS |
| | | | | 74 | 9:04 | P | NO SIGNIFICANT CLINICAL OBSERVATIONS |
| | | | | 77 | 8:10 | P | NO SIGNIFICANT CLINICAL OBSERVATIONS |
| | | | | 77 | 11:05 | P | NO SIGNIFICANT CLINICAL OBSERVATIONS |
| | | | | 78 | 9:30 | P | NO SIGNIFICANT CLINICAL OBSERVATIONS |
| | | | | 78 | 11:22 | P | NO SIGNIFICANT CLINICAL OBSERVATIONS |
| | | | | 79 | 7:12 | P | NO SIGNIFICANT CLINICAL OBSERVATIONS |
| | | | | 79 | 8:48 | P | NO SIGNIFICANT CLINICAL OBSERVATIONS |
| | | | | 80 | 8:45 | P | NO SIGNIFICANT CLINICAL OBSERVATIONS |
| | | | | 80 | 10:29 | P | NO SIGNIFICANT CLINICAL OBSERVATIONS |
| | | | | 81 | 7:26 | P | NO SIGNIFICANT CLINICAL OBSERVATIONS |
| | | | | 81 | 9:16 | P | NO SIGNIFICANT CLINICAL OBSERVATIONS |
| | | | | 84 | 8:56 | P | NO SIGNIFICANT CLINICAL OBSERVATIONS |
| | | | | 84 | 10:47 | P | NO SIGNIFICANT CLINICAL OBSERVATIONS |
| | | | | 85 | 7:28 | P | NO SIGNIFICANT CLINICAL OBSERVATIONS |
| | | | | 85 | 9:33 | P | NO SIGNIFICANT CLINICAL OBSERVATIONS |
| | | | | 86 | 7:19 | P | NO SIGNIFICANT CLINICAL OBSERVATIONS |
| | | | | 86 | 9:19 | P | NO SIGNIFICANT CLINICAL OBSERVATIONS |
| | | | | 87 | 8:42 | P | NO SIGNIFICANT CLINICAL OBSERVATIONS |

GRADE CODE: 1 - SLIGHT 2 - MODERATE 3 - SEVERE P - PRESENT

TABLE A3 (DOSING DAY OBSERVATIONS)
A 90-DAY DERMAL STUDY UTILIZING CLARIFIED OILS IN RATS
INDIVIDUAL CLINICAL OBSERVATIONS



STUDY DAYS: 0 THROUGH 89

| ANIMAL | SEX | GROUP | CATEGORY | STUDY DAY | TIME | GRADE | OBSERVATIONS |
|---|---|---|---|---|---|---|---|
| 10445 | M | UNTREATED | NORMAL | 87 | 10:30 | P | NO SIGNIFICANT CLINICAL OBSERVATIONS |
| | | | | 88 | 6:43 | P | NO SIGNIFICANT CLINICAL OBSERVATIONS |
| | | | | 88 | 9:08 | P | NO SIGNIFICANT CLINICAL OBSERVATIONS |
| 10447 | M | UNTREATED | NORMAL | 0 | 9:57 | P | NO SIGNIFICANT CLINICAL OBSERVATIONS |
| | | | | 0 | 12:43 | P | NO SIGNIFICANT CLINICAL OBSERVATIONS |
| | | | | 1 | 7:38 | P | NO SIGNIFICANT CLINICAL OBSERVATIONS |
| | | | | 1 | 9:25 | P | NO SIGNIFICANT CLINICAL OBSERVATIONS |
| | | | | 2 | 9:10 | P | NO SIGNIFICANT CLINICAL OBSERVATIONS |
| | | | | 2 | 10:38 | P | NO SIGNIFICANT CLINICAL OBSERVATIONS |
| | | | | 3 | 9:11 | P | NO SIGNIFICANT CLINICAL OBSERVATIONS |
| | | | | 3 | 11:06 | P | NO SIGNIFICANT CLINICAL OBSERVATIONS |
| | | | | 4 | 6:53 | P | NO SIGNIFICANT CLINICAL OBSERVATIONS |
| | | | | 4 | 8:46 | P | NO SIGNIFICANT CLINICAL OBSERVATIONS |
| | | | | 7 | 9:14 | P | NO SIGNIFICANT CLINICAL OBSERVATIONS |
| | | | | 7 | 11:38 | P | NO SIGNIFICANT CLINICAL OBSERVATIONS |
| | | | | 8 | 8:31 | P | NO SIGNIFICANT CLINICAL OBSERVATIONS |
| | | | | 8 | 10:30 | P | NO SIGNIFICANT CLINICAL OBSERVATIONS |
| | | | | 9 | 9:29 | P | NO SIGNIFICANT CLINICAL OBSERVATIONS |
| | | | | 9 | 11:16 | P | NO SIGNIFICANT CLINICAL OBSERVATIONS |
| | | | | 10 | 8:37 | P | NO SIGNIFICANT CLINICAL OBSERVATIONS |
| | | | | 10 | 10:12 | P | NO SIGNIFICANT CLINICAL OBSERVATIONS |
| | | | | 14 | 9:19 | P | NO SIGNIFICANT CLINICAL OBSERVATIONS |
| | | | | 14 | 12:02 | P | NO SIGNIFICANT CLINICAL OBSERVATIONS |
| | | | | 15 | 9:00 | P | NO SIGNIFICANT CLINICAL OBSERVATIONS |
| | | | | 15 | 10:33 | P | NO SIGNIFICANT CLINICAL OBSERVATIONS |
| | | | | 16 | 8:28 | P | NO SIGNIFICANT CLINICAL OBSERVATIONS |
| | | | | 16 | 10:00 | P | NO SIGNIFICANT CLINICAL OBSERVATIONS |
| | | | | 17 | 8:41 | P | NO SIGNIFICANT CLINICAL OBSERVATIONS |
| | | | | 17 | 10:22 | P | NO SIGNIFICANT CLINICAL OBSERVATIONS |

GRADE CODE: 1 - SLIGHT 2 - MODERATE 3 - SEVERE P - PRESENT

TABLE A3 (DOSING DAY OBSERVATIONS)
A 90-DAY DERMAL STUDY UTILIZING CLARIFIED OILS IN RATS
INDIVIDUAL CLINICAL OBSERVATIONS



STUDY DAYS: 0 THROUGH 89

| ANIMAL | SEX | GROUP | CATEGORY | STUDY DAY | TIME | GRADE | OBSERVATIONS |
|---|---|---|---|---|---|---|---|
| 10447 | M | UNTREATED | NORMAL | 18 | 6:43 | P | NO SIGNIFICANT CLINICAL OBSERVATIONS |
| | | | | 18 | 8:31 | P | NO SIGNIFICANT CLINICAL OBSERVATIONS |
| | | | | 21 | 9:11 | P | NO SIGNIFICANT CLINICAL OBSERVATIONS |
| | | | | 21 | 11:24 | P | NO SIGNIFICANT CLINICAL OBSERVATIONS |
| | | | | 22 | 7:27 | P | NO SIGNIFICANT CLINICAL OBSERVATIONS |
| | | | | 22 | 9:29 | P | NO SIGNIFICANT CLINICAL OBSERVATIONS |
| | | | | 23 | 7:19 | P | NO SIGNIFICANT CLINICAL OBSERVATIONS |
| | | | | 23 | 9:06 | P | NO SIGNIFICANT CLINICAL OBSERVATIONS |
| | | | | 24 | 8:05 | P | NO SIGNIFICANT CLINICAL OBSERVATIONS |
| | | | | 24 | 9:22 | P | NO SIGNIFICANT CLINICAL OBSERVATIONS |
| | | | | 25 | 7:14 | P | NO SIGNIFICANT CLINICAL OBSERVATIONS |
| | | | | 25 | 8:50 | P | NO SIGNIFICANT CLINICAL OBSERVATIONS |
| | | | | 28 | 9:14 | P | NO SIGNIFICANT CLINICAL OBSERVATIONS |
| | | | | 28 | 11:35 | P | NO SIGNIFICANT CLINICAL OBSERVATIONS |
| | | | | 29 | 7:40 | P | NO SIGNIFICANT CLINICAL OBSERVATIONS |
| | | | | 29 | 9:40 | P | NO SIGNIFICANT CLINICAL OBSERVATIONS |
| | | | | 30 | 7:28 | P | NO SIGNIFICANT CLINICAL OBSERVATIONS |
| | | | | 30 | 9:20 | P | NO SIGNIFICANT CLINICAL OBSERVATIONS |
| | | | | 31 | 7:47 | P | NO SIGNIFICANT CLINICAL OBSERVATIONS |
| | | | | 31 | 9:00 | P | NO SIGNIFICANT CLINICAL OBSERVATIONS |
| | | | | 32 | 7:23 | P | NO SIGNIFICANT CLINICAL OBSERVATIONS |
| | | | | 32 | 8:56 | P | NO SIGNIFICANT CLINICAL OBSERVATIONS |
| | | | | 35 | 9:11 | P | NO SIGNIFICANT CLINICAL OBSERVATIONS |
| | | | | 35 | 10:56 | P | NO SIGNIFICANT CLINICAL OBSERVATIONS |
| | | | | 36 | 8:25 | P | NO SIGNIFICANT CLINICAL OBSERVATIONS |
| | | | | 36 | 10:13 | P | NO SIGNIFICANT CLINICAL OBSERVATIONS |
| | | | | 37 | 8:23 | P | NO SIGNIFICANT CLINICAL OBSERVATIONS |
| | | | | 37 | 10:02 | P | NO SIGNIFICANT CLINICAL OBSERVATIONS |
| | | | | 38 | 8:18 | P | NO SIGNIFICANT CLINICAL OBSERVATIONS |

GRADE CODE: 1 - SLIGHT 2 - MODERATE 3 - SEVERE P - PRESENT

TABLE A3 (DOSING DAY OBSERVATIONS)
A 90-DAY DERMAL STUDY UTILIZING CLARIFIED OILS IN RATS
INDIVIDUAL CLINICAL OBSERVATIONS



STUDY DAYS: 0 THROUGH 89

| ANIMAL | SEX | GROUP | CATEGORY | STUDY DAY | TIME | GRADE | OBSERVATIONS |
|---|---|---|---|---|---|---|---|
| 10447 | M | UNTREATED | NORMAL | 38 | 10:04 | P | NO SIGNIFICANT CLINICAL OBSERVATIONS |
| | | | | 39 | 7:09 | P | NO SIGNIFICANT CLINICAL OBSERVATIONS |
| | | | | 39 | 9:09 | P | NO SIGNIFICANT CLINICAL OBSERVATIONS |
| | | | | 42 | 10:18 | P | NO SIGNIFICANT CLINICAL OBSERVATIONS |
| | | | | 43 | 8:23 | P | NO SIGNIFICANT CLINICAL OBSERVATIONS |
| | | | | 43 | 10:09 | P | NO SIGNIFICANT CLINICAL OBSERVATIONS |
| | | | | 44 | 7:56 | P | NO SIGNIFICANT CLINICAL OBSERVATIONS |
| | | | | 44 | 9:40 | P | NO SIGNIFICANT CLINICAL OBSERVATIONS |
| | | | | 45 | 8:21 | P | NO SIGNIFICANT CLINICAL OBSERVATIONS |
| | | | | 45 | 9:53 | P | NO SIGNIFICANT CLINICAL OBSERVATIONS |
| | | | | 46 | 6:48 | P | NO SIGNIFICANT CLINICAL OBSERVATIONS |
| | | | | 46 | 8:46 | P | NO SIGNIFICANT CLINICAL OBSERVATIONS |
| | | | | 49 | 9:22 | P | NO SIGNIFICANT CLINICAL OBSERVATIONS |
| | | | | 49 | 11:57 | P | NO SIGNIFICANT CLINICAL OBSERVATIONS |
| | | | | 50 | 8:27 | P | NO SIGNIFICANT CLINICAL OBSERVATIONS |
| | | | | 50 | 10:44 | P | NO SIGNIFICANT CLINICAL OBSERVATIONS |
| | | | | 51 | 7:50 | P | NO SIGNIFICANT CLINICAL OBSERVATIONS |
| | | | | 51 | 9:49 | P | NO SIGNIFICANT CLINICAL OBSERVATIONS |
| | | | | 52 | 9:06 | P | NO SIGNIFICANT CLINICAL OBSERVATIONS |
| | | | | 52 | 11:26 | P | NO SIGNIFICANT CLINICAL OBSERVATIONS |
| | | | | 53 | 6:49 | P | NO SIGNIFICANT CLINICAL OBSERVATIONS |
| | | | | 53 | 9:00 | P | NO SIGNIFICANT CLINICAL OBSERVATIONS |
| | | | | 56 | 8:52 | P | NO SIGNIFICANT CLINICAL OBSERVATIONS |
| | | | | 56 | 10:52 | P | NO SIGNIFICANT CLINICAL OBSERVATIONS |
| | | | | 57 | 8:52 | P | NO SIGNIFICANT CLINICAL OBSERVATIONS |
| | | | | 57 | 10:21 | P | NO SIGNIFICANT CLINICAL OBSERVATIONS |
| | | | | 58 | 7:30 | P | NO SIGNIFICANT CLINICAL OBSERVATIONS |
| | | | | 58 | 9:19 | P | NO SIGNIFICANT CLINICAL OBSERVATIONS |
| | | | | 59 | 7:18 | P | NO SIGNIFICANT CLINICAL OBSERVATIONS |

GRADE CODE: 1 - SLIGHT 2 - MODERATE 3 - SEVERE P - PRESENT

STUDY DAYS: 0 THROUGH 89

| ANIMAL | SEX | GROUP | CATEGORY | STUDY DAY | TIME | GRADE | OBSERVATIONS |
|---|---|---|---|---|---|---|---|
| 10447 | M | UNTREATED | NORMAL | 59 | 9:00 | P | NO SIGNIFICANT CLINICAL OBSERVATIONS |
| | | | | 60 | 7:30 | P | NO SIGNIFICANT CLINICAL OBSERVATIONS |
| | | | | 60 | 9:39 | P | NO SIGNIFICANT CLINICAL OBSERVATIONS |
| | | | | 63 | 11:55 | P | NO SIGNIFICANT CLINICAL OBSERVATIONS |
| | | | | 63 | 14:12 | P | NO SIGNIFICANT CLINICAL OBSERVATIONS |
| | | | | 64 | 8:34 | P | NO SIGNIFICANT CLINICAL OBSERVATIONS |
| | | | | 64 | 10:09 | P | NO SIGNIFICANT CLINICAL OBSERVATIONS |
| | | | | 65 | 8:42 | P | NO SIGNIFICANT CLINICAL OBSERVATIONS |
| | | | | 65 | 10:50 | P | NO SIGNIFICANT CLINICAL OBSERVATIONS |
| | | | | 66 | 8:16 | P | NO SIGNIFICANT CLINICAL OBSERVATIONS |
| | | | | 66 | 9:42 | P | NO SIGNIFICANT CLINICAL OBSERVATIONS |
| | | | | 67 | 7:24 | P | NO SIGNIFICANT CLINICAL OBSERVATIONS |
| | | | | 67 | 9:03 | P | NO SIGNIFICANT CLINICAL OBSERVATIONS |
| | | | | 70 | 7:56 | P | NO SIGNIFICANT CLINICAL OBSERVATIONS |
| | | | | 70 | 10:41 | P | NO SIGNIFICANT CLINICAL OBSERVATIONS |
| | | | | 71 | 8:06 | P | NO SIGNIFICANT CLINICAL OBSERVATIONS |
| | | | | 71 | 9:34 | P | NO SIGNIFICANT CLINICAL OBSERVATIONS |
| | | | | 72 | 7:23 | P | NO SIGNIFICANT CLINICAL OBSERVATIONS |
| | | | | 72 | 8:59 | P | NO SIGNIFICANT CLINICAL OBSERVATIONS |
| | | | | 73 | 7:23 | P | NO SIGNIFICANT CLINICAL OBSERVATIONS |
| | | | | 73 | 9:09 | P | NO SIGNIFICANT CLINICAL OBSERVATIONS |
| | | | | 74 | 7:12 | P | NO SIGNIFICANT CLINICAL OBSERVATIONS |
| | | | | 74 | 9:04 | P | NO SIGNIFICANT CLINICAL OBSERVATIONS |
| | | | | 77 | 8:10 | P | NO SIGNIFICANT CLINICAL OBSERVATIONS |
| | | | | 77 | 11:06 | P | NO SIGNIFICANT CLINICAL OBSERVATIONS |
| | | | | 79 | 7:13 | P | NO SIGNIFICANT CLINICAL OBSERVATIONS |
| | | | | 79 | 8:48 | P | NO SIGNIFICANT CLINICAL OBSERVATIONS |
| | | | | 81 | 7:26 | P | NO SIGNIFICANT CLINICAL OBSERVATIONS |
| | | | | 81 | 9:16 | P | NO SIGNIFICANT CLINICAL OBSERVATIONS |

GRADE CODE: 1 - SLIGHT 2 - MODERATE 3 - SEVERE P - PRESENT

STUDY DAYS: 0 THROUGH 89

| ANIMAL | SEX | GROUP | CATEGORY | STUDY DAY | TIME | GRADE | OBSERVATIONS |
|---|---|---|---|---|---|---|---|
| 10447 | M | UNTREATED | NORMAL | 85 | 7:28 | P | NO SIGNIFICANT CLINICAL OBSERVATIONS |
| | | | | 85 | 9:33 | P | NO SIGNIFICANT CLINICAL OBSERVATIONS |
| | | | | 87 | 8:42 | P | NO SIGNIFICANT CLINICAL OBSERVATIONS |
| | | | | 87 | 10:30 | P | NO SIGNIFICANT CLINICAL OBSERVATIONS |
| | | | | 88 | 6:43 | P | NO SIGNIFICANT CLINICAL OBSERVATIONS |
| | | | | 88 | 9:08 | P | NO SIGNIFICANT CLINICAL OBSERVATIONS |
| | | | | 89 | 6:16 | P | NO SIGNIFICANT CLINICAL OBSERVATIONS |
| | | | | 89 | 7:43 | P | NO SIGNIFICANT CLINICAL OBSERVATIONS |
| 10447 | M | UNTREATED | SPECIAL | 78 | 9:30 | P | SWOLLEN FACIAL AREA |
| | | | | 78 | 11:22 | P | SWOLLEN FACIAL AREA |
| | | | | 80 | 8:46 | P | SWOLLEN FACIAL AREA |
| | | | | 80 | 10:29 | P | SWOLLEN FACIAL AREA |
| | | | | 86 | 7:20 | P | SWOLLEN FACIAL AREA |
| | | | | 86 | 9:20 | P | SWOLLEN FACIAL AREA |
| 10456 | M | UNTREATED | NORMAL | 0 | 9:58 | P | NO SIGNIFICANT CLINICAL OBSERVATIONS |
| | | | | 0 | 12:43 | P | NO SIGNIFICANT CLINICAL OBSERVATIONS |
| | | | | 1 | 7:38 | P | NO SIGNIFICANT CLINICAL OBSERVATIONS |
| | | | | 1 | 9:25 | P | NO SIGNIFICANT CLINICAL OBSERVATIONS |
| | | | | 2 | 9:10 | P | NO SIGNIFICANT CLINICAL OBSERVATIONS |
| | | | | 2 | 10:38 | P | NO SIGNIFICANT CLINICAL OBSERVATIONS |
| | | | | 3 | 9:11 | P | NO SIGNIFICANT CLINICAL OBSERVATIONS |
| | | | | 3 | 11:06 | P | NO SIGNIFICANT CLINICAL OBSERVATIONS |
| | | | | 4 | 6:53 | P | NO SIGNIFICANT CLINICAL OBSERVATIONS |
| | | | | 4 | 8:46 | P | NO SIGNIFICANT CLINICAL OBSERVATIONS |
| | | | | 7 | 9:14 | P | NO SIGNIFICANT CLINICAL OBSERVATIONS |
| | | | | 7 | 11:38 | P | NO SIGNIFICANT CLINICAL OBSERVATIONS |
| | | | | 8 | 8:31 | P | NO SIGNIFICANT CLINICAL OBSERVATIONS |
| | | | | 8 | 10:31 | P | NO SIGNIFICANT CLINICAL OBSERVATIONS |
| | | | | 9 | 9:29 | P | NO SIGNIFICANT CLINICAL OBSERVATIONS |

GRADE CODE: 1 - SLIGHT 2 - MODERATE 3 - SEVERE P - PRESENT

TABLE A3 (DOSING DAY OBSERVATIONS)
A 90-DAY DERMAL STUDY UTILIZING CLARIFIED OILS IN RATS
INDIVIDUAL CLINICAL OBSERVATIONS



STUDY DAYS: 0 THROUGH 89

| ANIMAL | SEX | GROUP | CATEGORY | STUDY DAY | TIME | GRADE | OBSERVATIONS |
|---|---|---|---|---|---|---|---|
| 10456 | M | UNTREATED | NORMAL | 9 | 11:16 | P | NO SIGNIFICANT CLINICAL OBSERVATIONS |
| | | | | 10 | 8:37 | P | NO SIGNIFICANT CLINICAL OBSERVATIONS |
| | | | | 10 | 10:12 | P | NO SIGNIFICANT CLINICAL OBSERVATIONS |
| | | | | 14 | 9:20 | P | NO SIGNIFICANT CLINICAL OBSERVATIONS |
| | | | | 14 | 12:02 | P | NO SIGNIFICANT CLINICAL OBSERVATIONS |
| | | | | 15 | 9:00 | P | NO SIGNIFICANT CLINICAL OBSERVATIONS |
| | | | | 15 | 10:33 | P | NO SIGNIFICANT CLINICAL OBSERVATIONS |
| | | | | 16 | 8:29 | P | NO SIGNIFICANT CLINICAL OBSERVATIONS |
| | | | | 16 | 10:01 | P | NO SIGNIFICANT CLINICAL OBSERVATIONS |
| | | | | 17 | 8:41 | P | NO SIGNIFICANT CLINICAL OBSERVATIONS |
| | | | | 17 | 10:22 | P | NO SIGNIFICANT CLINICAL OBSERVATIONS |
| | | | | 18 | 6:43 | P | NO SIGNIFICANT CLINICAL OBSERVATIONS |
| | | | | 18 | 8:32 | P | NO SIGNIFICANT CLINICAL OBSERVATIONS |
| | | | | 21 | 9:11 | P | NO SIGNIFICANT CLINICAL OBSERVATIONS |
| | | | | 21 | 11:24 | P | NO SIGNIFICANT CLINICAL OBSERVATIONS |
| | | | | 22 | 7:27 | P | NO SIGNIFICANT CLINICAL OBSERVATIONS |
| | | | | 22 | 9:29 | P | NO SIGNIFICANT CLINICAL OBSERVATIONS |
| | | | | 23 | 7:19 | P | NO SIGNIFICANT CLINICAL OBSERVATIONS |
| | | | | 23 | 9:07 | P | NO SIGNIFICANT CLINICAL OBSERVATIONS |
| | | | | 24 | 8:05 | P | NO SIGNIFICANT CLINICAL OBSERVATIONS |
| | | | | 24 | 9:22 | P | NO SIGNIFICANT CLINICAL OBSERVATIONS |
| | | | | 25 | 7:14 | P | NO SIGNIFICANT CLINICAL OBSERVATIONS |
| | | | | 25 | 8:50 | P | NO SIGNIFICANT CLINICAL OBSERVATIONS |
| | | | | 28 | 9:14 | P | NO SIGNIFICANT CLINICAL OBSERVATIONS |
| | | | | 28 | 11:35 | P | NO SIGNIFICANT CLINICAL OBSERVATIONS |
| | | | | 29 | 7:40 | P | NO SIGNIFICANT CLINICAL OBSERVATIONS |
| | | | | 29 | 9:40 | P | NO SIGNIFICANT CLINICAL OBSERVATIONS |
| | | | | 30 | 7:28 | P | NO SIGNIFICANT CLINICAL OBSERVATIONS |
| | | | | 30 | 9:20 | P | NO SIGNIFICANT CLINICAL OBSERVATIONS |

GRADE CODE: 1 - SLIGHT 2 - MODERATE 3 - SEVERE P - PRESENT

TABLE A3 (DOSING DAY OBSERVATIONS)
A 90-DAY DERMAL STUDY UTILIZING CLARIFIED OILS IN RATS
INDIVIDUAL CLINICAL OBSERVATIONS



STUDY DAYS: 0 THROUGH 89

| ANIMAL | SEX | GROUP | CATEGORY | STUDY DAY | TIME | GRADE | OBSERVATIONS |
|---|---|---|---|---|---|---|---|
| 10456 | M | UNTREATED | NORMAL | 31 | 7:47 | P | NO SIGNIFICANT CLINICAL OBSERVATIONS |
| | | | | 31 | 9:00 | P | NO SIGNIFICANT CLINICAL OBSERVATIONS |
| | | | | 32 | 7:23 | P | NO SIGNIFICANT CLINICAL OBSERVATIONS |
| | | | | 32 | 8:56 | P | NO SIGNIFICANT CLINICAL OBSERVATIONS |
| | | | | 35 | 9:11 | P | NO SIGNIFICANT CLINICAL OBSERVATIONS |
| | | | | 35 | 10:56 | P | NO SIGNIFICANT CLINICAL OBSERVATIONS |
| | | | | 36 | 8:25 | P | NO SIGNIFICANT CLINICAL OBSERVATIONS |
| | | | | 36 | 10:13 | P | NO SIGNIFICANT CLINICAL OBSERVATIONS |
| | | | | 37 | 8:23 | P | NO SIGNIFICANT CLINICAL OBSERVATIONS |
| | | | | 37 | 10:02 | P | NO SIGNIFICANT CLINICAL OBSERVATIONS |
| | | | | 38 | 8:18 | P | NO SIGNIFICANT CLINICAL OBSERVATIONS |
| | | | | 38 | 10:05 | P | NO SIGNIFICANT CLINICAL OBSERVATIONS |
| | | | | 39 | 7:09 | P | NO SIGNIFICANT CLINICAL OBSERVATIONS |
| | | | | 39 | 9:09 | P | NO SIGNIFICANT CLINICAL OBSERVATIONS |
| | | | | 42 | 10:18 | P | NO SIGNIFICANT CLINICAL OBSERVATIONS |
| | | | | 43 | 8:23 | P | NO SIGNIFICANT CLINICAL OBSERVATIONS |
| | | | | 43 | 10:09 | P | NO SIGNIFICANT CLINICAL OBSERVATIONS |
| | | | | 44 | 7:56 | P | NO SIGNIFICANT CLINICAL OBSERVATIONS |
| | | | | 44 | 9:40 | P | NO SIGNIFICANT CLINICAL OBSERVATIONS |
| | | | | 45 | 8:21 | P | NO SIGNIFICANT CLINICAL OBSERVATIONS |
| | | | | 45 | 9:53 | P | NO SIGNIFICANT CLINICAL OBSERVATIONS |
| | | | | 46 | 6:48 | P | NO SIGNIFICANT CLINICAL OBSERVATIONS |
| | | | | 46 | 8:46 | P | NO SIGNIFICANT CLINICAL OBSERVATIONS |
| | | | | 49 | 9:22 | P | NO SIGNIFICANT CLINICAL OBSERVATIONS |
| | | | | 49 | 11:58 | P | NO SIGNIFICANT CLINICAL OBSERVATIONS |
| | | | | 50 | 8:27 | P | NO SIGNIFICANT CLINICAL OBSERVATIONS |
| | | | | 50 | 10:44 | P | NO SIGNIFICANT CLINICAL OBSERVATIONS |
| | | | | 51 | 7:50 | P | NO SIGNIFICANT CLINICAL OBSERVATIONS |
| | | | | 51 | 9:49 | P | NO SIGNIFICANT CLINICAL OBSERVATIONS |

GRADE CODE: 1 - SLIGHT 2 - MODERATE 3 - SEVERE P - PRESENT

STUDY DAYS: 0 THROUGH 89

| ANIMAL | SEX | GROUP | CATEGORY | STUDY DAY | TIME | GRADE | OBSERVATIONS |
|---|---|---|---|---|---|---|---|
| 10456 | M | UNTREATED | NORMAL | 52 | 9:07 | P | NO SIGNIFICANT CLINICAL OBSERVATIONS |
| | | | | 52 | 11:26 | P | NO SIGNIFICANT CLINICAL OBSERVATIONS |
| | | | | 53 | 6:49 | P | NO SIGNIFICANT CLINICAL OBSERVATIONS |
| | | | | 53 | 9:00 | P | NO SIGNIFICANT CLINICAL OBSERVATIONS |
| | | | | 56 | 8:52 | P | NO SIGNIFICANT CLINICAL OBSERVATIONS |
| | | | | 56 | 10:52 | P | NO SIGNIFICANT CLINICAL OBSERVATIONS |
| | | | | 57 | 8:52 | P | NO SIGNIFICANT CLINICAL OBSERVATIONS |
| | | | | 57 | 10:21 | P | NO SIGNIFICANT CLINICAL OBSERVATIONS |
| | | | | 58 | 7:31 | P | NO SIGNIFICANT CLINICAL OBSERVATIONS |
| | | | | 58 | 9:19 | P | NO SIGNIFICANT CLINICAL OBSERVATIONS |
| | | | | 59 | 7:18 | P | NO SIGNIFICANT CLINICAL OBSERVATIONS |
| | | | | 59 | 9:00 | P | NO SIGNIFICANT CLINICAL OBSERVATIONS |
| | | | | 60 | 7:30 | P | NO SIGNIFICANT CLINICAL OBSERVATIONS |
| | | | | 60 | 9:39 | P | NO SIGNIFICANT CLINICAL OBSERVATIONS |
| | | | | 63 | 11:55 | P | NO SIGNIFICANT CLINICAL OBSERVATIONS |
| | | | | 63 | 14:12 | P | NO SIGNIFICANT CLINICAL OBSERVATIONS |
| | | | | 64 | 8:34 | P | NO SIGNIFICANT CLINICAL OBSERVATIONS |
| | | | | 64 | 10:09 | P | NO SIGNIFICANT CLINICAL OBSERVATIONS |
| | | | | 65 | 8:43 | P | NO SIGNIFICANT CLINICAL OBSERVATIONS |
| | | | | 65 | 10:50 | P | NO SIGNIFICANT CLINICAL OBSERVATIONS |
| | | | | 66 | 8:16 | P | NO SIGNIFICANT CLINICAL OBSERVATIONS |
| | | | | 66 | 9:42 | P | NO SIGNIFICANT CLINICAL OBSERVATIONS |
| | | | | 67 | 7:24 | P | NO SIGNIFICANT CLINICAL OBSERVATIONS |
| | | | | 67 | 9:03 | P | NO SIGNIFICANT CLINICAL OBSERVATIONS |
| | | | | 70 | 7:57 | P | NO SIGNIFICANT CLINICAL OBSERVATIONS |
| | | | | 70 | 10:41 | P | NO SIGNIFICANT CLINICAL OBSERVATIONS |
| | | | | 71 | 8:06 | P | NO SIGNIFICANT CLINICAL OBSERVATIONS |
| | | | | 71 | 9:34 | P | NO SIGNIFICANT CLINICAL OBSERVATIONS |
| | | | | 72 | 7:23 | P | NO SIGNIFICANT CLINICAL OBSERVATIONS |

GRADE CODE: 1 - SLIGHT 2 - MODERATE 3 - SEVERE P - PRESENT

STUDY DAYS: 0 THROUGH 89

| ANIMAL | SEX | GROUP | CATEGORY | STUDY DAY | TIME | GRADE | OBSERVATIONS |
|---|---|---|---|---|---|---|---|
| 10456 | M | UNTREATED | NORMAL | 72 | 8:59 | P | NO SIGNIFICANT CLINICAL OBSERVATIONS |
| | | | | 73 | 7:23 | P | NO SIGNIFICANT CLINICAL OBSERVATIONS |
| | | | | 73 | 9:09 | P | NO SIGNIFICANT CLINICAL OBSERVATIONS |
| | | | | 74 | 7:12 | P | NO SIGNIFICANT CLINICAL OBSERVATIONS |
| | | | | 74 | 9:04 | P | NO SIGNIFICANT CLINICAL OBSERVATIONS |
| | | | | 77 | 8:10 | P | NO SIGNIFICANT CLINICAL OBSERVATIONS |
| | | | | 77 | 11:06 | P | NO SIGNIFICANT CLINICAL OBSERVATIONS |
| | | | | 78 | 11:22 | P | NO SIGNIFICANT CLINICAL OBSERVATIONS |
| | | | | 79 | 7:13 | P | NO SIGNIFICANT CLINICAL OBSERVATIONS |
| | | | | 79 | 8:48 | P | NO SIGNIFICANT CLINICAL OBSERVATIONS |
| | | | | 80 | 8:46 | P | NO SIGNIFICANT CLINICAL OBSERVATIONS |
| | | | | 80 | 10:29 | P | NO SIGNIFICANT CLINICAL OBSERVATIONS |
| | | | | 81 | 7:26 | P | NO SIGNIFICANT CLINICAL OBSERVATIONS |
| | | | | 81 | 9:16 | P | NO SIGNIFICANT CLINICAL OBSERVATIONS |
| | | | | 85 | 7:28 | P | NO SIGNIFICANT CLINICAL OBSERVATIONS |
| | | | | 85 | 9:33 | P | NO SIGNIFICANT CLINICAL OBSERVATIONS |
| | | | | 86 | 7:20 | P | NO SIGNIFICANT CLINICAL OBSERVATIONS |
| | | | | 86 | 9:20 | P | NO SIGNIFICANT CLINICAL OBSERVATIONS |
| | | | | 87 | 8:42 | P | NO SIGNIFICANT CLINICAL OBSERVATIONS |
| | | | | 87 | 10:30 | P | NO SIGNIFICANT CLINICAL OBSERVATIONS |
| | | | | 88 | 6:43 | P | NO SIGNIFICANT CLINICAL OBSERVATIONS |
| | | | | 88 | 9:08 | P | NO SIGNIFICANT CLINICAL OBSERVATIONS |
| | | | | 89 | 6:16 | P | NO SIGNIFICANT CLINICAL OBSERVATIONS |
| | | | | 89 | 7:43 | P | NO SIGNIFICANT CLINICAL OBSERVATIONS |
| 10456 | M | UNTREATED | SPECIAL | 78 | 9:31 | P | SWOLLEN FACIAL AREA |
| 10460 | M | UNTREATED | NORMAL | 0 | 9:58 | P | NO SIGNIFICANT CLINICAL OBSERVATIONS |
| | | | | 0 | 12:43 | P | NO SIGNIFICANT CLINICAL OBSERVATIONS |
| | | | | 1 | 7:38 | P | NO SIGNIFICANT CLINICAL OBSERVATIONS |
| | | | | 1 | 9:25 | P | NO SIGNIFICANT CLINICAL OBSERVATIONS |

GRADE CODE: 1 - SLIGHT 2 - MODERATE 3 - SEVERE P - PRESENT

TABLE A3 (DOSING DAY OBSERVATIONS)
A 90-DAY DERMAL STUDY UTILIZING CLARIFIED OILS IN RATS
INDIVIDUAL CLINICAL OBSERVATIONS



STUDY DAYS: 0 THROUGH 89

| ANIMAL | SEX | GROUP | CATEGORY | STUDY DAY | TIME | GRADE | OBSERVATIONS |
|---|---|---|---|---|---|---|---|
| 10460 | M | UNTREATED | NORMAL | 2 | 9:10 | P | NO SIGNIFICANT CLINICAL OBSERVATIONS |
| | | | | 2 | 10:38 | P | NO SIGNIFICANT CLINICAL OBSERVATIONS |
| | | | | 3 | 9:11 | P | NO SIGNIFICANT CLINICAL OBSERVATIONS |
| | | | | 3 | 11:06 | P | NO SIGNIFICANT CLINICAL OBSERVATIONS |
| | | | | 4 | 6:53 | P | NO SIGNIFICANT CLINICAL OBSERVATIONS |
| | | | | 4 | 8:46 | P | NO SIGNIFICANT CLINICAL OBSERVATIONS |
| | | | | 7 | 9:15 | P | NO SIGNIFICANT CLINICAL OBSERVATIONS |
| | | | | 7 | 11:38 | P | NO SIGNIFICANT CLINICAL OBSERVATIONS |
| | | | | 8 | 8:31 | P | NO SIGNIFICANT CLINICAL OBSERVATIONS |
| | | | | 8 | 10:31 | P | NO SIGNIFICANT CLINICAL OBSERVATIONS |
| | | | | 9 | 9:29 | P | NO SIGNIFICANT CLINICAL OBSERVATIONS |
| | | | | 9 | 11:16 | P | NO SIGNIFICANT CLINICAL OBSERVATIONS |
| | | | | 10 | 8:37 | P | NO SIGNIFICANT CLINICAL OBSERVATIONS |
| | | | | 10 | 10:12 | P | NO SIGNIFICANT CLINICAL OBSERVATIONS |
| | | | | 11 | 6:56 | P | NO SIGNIFICANT CLINICAL OBSERVATIONS |
| | | | | 11 | 8:47 | P | NO SIGNIFICANT CLINICAL OBSERVATIONS |
| | | | | 14 | 9:20 | P | NO SIGNIFICANT CLINICAL OBSERVATIONS |
| | | | | 14 | 12:02 | P | NO SIGNIFICANT CLINICAL OBSERVATIONS |
| | | | | 15 | 9:00 | P | NO SIGNIFICANT CLINICAL OBSERVATIONS |
| | | | | 15 | 10:34 | P | NO SIGNIFICANT CLINICAL OBSERVATIONS |
| | | | | 16 | 8:29 | P | NO SIGNIFICANT CLINICAL OBSERVATIONS |
| | | | | 16 | 10:01 | P | NO SIGNIFICANT CLINICAL OBSERVATIONS |
| | | | | 17 | 8:41 | P | NO SIGNIFICANT CLINICAL OBSERVATIONS |
| | | | | 17 | 10:22 | P | NO SIGNIFICANT CLINICAL OBSERVATIONS |
| | | | | 18 | 6:44 | P | NO SIGNIFICANT CLINICAL OBSERVATIONS |
| | | | | 18 | 8:32 | P | NO SIGNIFICANT CLINICAL OBSERVATIONS |
| | | | | 21 | 9:12 | P | NO SIGNIFICANT CLINICAL OBSERVATIONS |
| | | | | 21 | 11:24 | P | NO SIGNIFICANT CLINICAL OBSERVATIONS |
| | | | | 22 | 7:27 | P | NO SIGNIFICANT CLINICAL OBSERVATIONS |

GRADE CODE: 1 - SLIGHT 2 - MODERATE 3 - SEVERE P - PRESENT

STUDY DAYS: 0 THROUGH 89

| ANIMAL | SEX | GROUP | CATEGORY | STUDY DAY | TIME | GRADE | OBSERVATIONS |
|---|---|---|---|---|---|---|---|
| 10460 | M | UNTREATED | NORMAL | 22 | 9:29 | P | NO SIGNIFICANT CLINICAL OBSERVATIONS |
| | | | | 23 | 7:19 | P | NO SIGNIFICANT CLINICAL OBSERVATIONS |
| | | | | 23 | 9:07 | P | NO SIGNIFICANT CLINICAL OBSERVATIONS |
| | | | | 24 | 8:05 | P | NO SIGNIFICANT CLINICAL OBSERVATIONS |
| | | | | 24 | 9:23 | P | NO SIGNIFICANT CLINICAL OBSERVATIONS |
| | | | | 25 | 7:14 | P | NO SIGNIFICANT CLINICAL OBSERVATIONS |
| | | | | 25 | 8:51 | P | NO SIGNIFICANT CLINICAL OBSERVATIONS |
| | | | | 28 | 9:14 | P | NO SIGNIFICANT CLINICAL OBSERVATIONS |
| | | | | 28 | 11:36 | P | NO SIGNIFICANT CLINICAL OBSERVATIONS |
| | | | | 29 | 7:40 | P | NO SIGNIFICANT CLINICAL OBSERVATIONS |
| | | | | 29 | 9:40 | P | NO SIGNIFICANT CLINICAL OBSERVATIONS |
| | | | | 30 | 7:28 | P | NO SIGNIFICANT CLINICAL OBSERVATIONS |
| | | | | 30 | 9:20 | P | NO SIGNIFICANT CLINICAL OBSERVATIONS |
| | | | | 31 | 7:47 | P | NO SIGNIFICANT CLINICAL OBSERVATIONS |
| | | | | 31 | 9:00 | P | NO SIGNIFICANT CLINICAL OBSERVATIONS |
| | | | | 32 | 7:24 | P | NO SIGNIFICANT CLINICAL OBSERVATIONS |
| | | | | 32 | 8:56 | P | NO SIGNIFICANT CLINICAL OBSERVATIONS |
| | | | | 35 | 9:11 | P | NO SIGNIFICANT CLINICAL OBSERVATIONS |
| | | | | 35 | 10:56 | P | NO SIGNIFICANT CLINICAL OBSERVATIONS |
| | | | | 36 | 8:25 | P | NO SIGNIFICANT CLINICAL OBSERVATIONS |
| | | | | 36 | 10:13 | P | NO SIGNIFICANT CLINICAL OBSERVATIONS |
| | | | | 37 | 8:23 | P | NO SIGNIFICANT CLINICAL OBSERVATIONS |
| | | | | 37 | 10:02 | P | NO SIGNIFICANT CLINICAL OBSERVATIONS |
| | | | | 38 | 8:19 | P | NO SIGNIFICANT CLINICAL OBSERVATIONS |
| | | | | 38 | 10:05 | P | NO SIGNIFICANT CLINICAL OBSERVATIONS |
| | | | | 39 | 7:09 | P | NO SIGNIFICANT CLINICAL OBSERVATIONS |
| | | | | 39 | 9:09 | P | NO SIGNIFICANT CLINICAL OBSERVATIONS |
| | | | | 42 | 10:18 | P | NO SIGNIFICANT CLINICAL OBSERVATIONS |
| | | | | 43 | 8:23 | P | NO SIGNIFICANT CLINICAL OBSERVATIONS |

GRADE CODE: 1 - SLIGHT 2 - MODERATE 3 - SEVERE P - PRESENT

TABLE A3 (DOSING DAY OBSERVATIONS)
A 90-DAY DERMAL STUDY UTILIZING CLARIFIED OILS IN RATS
INDIVIDUAL CLINICAL OBSERVATIONS



STUDY DAYS: 0 THROUGH 89

| ANIMAL | SEX | GROUP | CATEGORY | STUDY DAY | TIME | GRADE | OBSERVATIONS |
|---|---|---|---|---|---|---|---|
| 10460 | M | UNTREATED | NORMAL | 43 | 10:09 | P | NO SIGNIFICANT CLINICAL OBSERVATIONS |
| | | | | 44 | 7:56 | P | NO SIGNIFICANT CLINICAL OBSERVATIONS |
| | | | | 44 | 9:40 | P | NO SIGNIFICANT CLINICAL OBSERVATIONS |
| | | | | 45 | 8:21 | P | NO SIGNIFICANT CLINICAL OBSERVATIONS |
| | | | | 45 | 9:53 | P | NO SIGNIFICANT CLINICAL OBSERVATIONS |
| | | | | 46 | 6:49 | P | NO SIGNIFICANT CLINICAL OBSERVATIONS |
| | | | | 46 | 8:46 | P | NO SIGNIFICANT CLINICAL OBSERVATIONS |
| | | | | 49 | 9:22 | P | NO SIGNIFICANT CLINICAL OBSERVATIONS |
| | | | | 49 | 11:58 | P | NO SIGNIFICANT CLINICAL OBSERVATIONS |
| | | | | 50 | 8:27 | P | NO SIGNIFICANT CLINICAL OBSERVATIONS |
| | | | | 50 | 10:44 | P | NO SIGNIFICANT CLINICAL OBSERVATIONS |
| | | | | 51 | 7:50 | P | NO SIGNIFICANT CLINICAL OBSERVATIONS |
| | | | | 51 | 9:49 | P | NO SIGNIFICANT CLINICAL OBSERVATIONS |
| | | | | 52 | 9:07 | P | NO SIGNIFICANT CLINICAL OBSERVATIONS |
| | | | | 52 | 11:26 | P | NO SIGNIFICANT CLINICAL OBSERVATIONS |
| | | | | 53 | 6:49 | P | NO SIGNIFICANT CLINICAL OBSERVATIONS |
| | | | | 53 | 9:00 | P | NO SIGNIFICANT CLINICAL OBSERVATIONS |
| | | | | 56 | 8:52 | P | NO SIGNIFICANT CLINICAL OBSERVATIONS |
| | | | | 56 | 10:52 | P | NO SIGNIFICANT CLINICAL OBSERVATIONS |
| | | | | 57 | 8:53 | P | NO SIGNIFICANT CLINICAL OBSERVATIONS |
| | | | | 57 | 10:21 | P | NO SIGNIFICANT CLINICAL OBSERVATIONS |
| | | | | 58 | 7:31 | P | NO SIGNIFICANT CLINICAL OBSERVATIONS |
| | | | | 58 | 9:20 | P | NO SIGNIFICANT CLINICAL OBSERVATIONS |
| | | | | 59 | 7:19 | P | NO SIGNIFICANT CLINICAL OBSERVATIONS |
| | | | | 59 | 9:00 | P | NO SIGNIFICANT CLINICAL OBSERVATIONS |
| | | | | 60 | 7:31 | P | NO SIGNIFICANT CLINICAL OBSERVATIONS |
| | | | | 60 | 9:39 | P | NO SIGNIFICANT CLINICAL OBSERVATIONS |
| | | | | 63 | 11:55 | P | NO SIGNIFICANT CLINICAL OBSERVATIONS |
| | | | | 63 | 14:12 | P | NO SIGNIFICANT CLINICAL OBSERVATIONS |

GRADE CODE: 1 - SLIGHT 2 - MODERATE 3 - SEVERE P - PRESENT

STUDY DAYS: 0 THROUGH 89

| ANIMAL | SEX | GROUP | CATEGORY | STUDY DAY | TIME | GRADE | OBSERVATIONS |
|---|---|---|---|---|---|---|---|
| 10460 | M | UNTREATED | NORMAL | 64 | 8:34 | P | NO SIGNIFICANT CLINICAL OBSERVATIONS |
| | | | | 64 | 10:09 | P | NO SIGNIFICANT CLINICAL OBSERVATIONS |
| | | | | 65 | 8:43 | P | NO SIGNIFICANT CLINICAL OBSERVATIONS |
| | | | | 65 | 10:50 | P | NO SIGNIFICANT CLINICAL OBSERVATIONS |
| | | | | 66 | 8:16 | P | NO SIGNIFICANT CLINICAL OBSERVATIONS |
| | | | | 66 | 9:42 | P | NO SIGNIFICANT CLINICAL OBSERVATIONS |
| | | | | 67 | 7:25 | P | NO SIGNIFICANT CLINICAL OBSERVATIONS |
| | | | | 67 | 9:03 | P | NO SIGNIFICANT CLINICAL OBSERVATIONS |
| | | | | 70 | 7:57 | P | NO SIGNIFICANT CLINICAL OBSERVATIONS |
| | | | | 70 | 10:41 | P | NO SIGNIFICANT CLINICAL OBSERVATIONS |
| | | | | 71 | 8:06 | P | NO SIGNIFICANT CLINICAL OBSERVATIONS |
| | | | | 71 | 9:34 | P | NO SIGNIFICANT CLINICAL OBSERVATIONS |
| | | | | 72 | 7:23 | P | NO SIGNIFICANT CLINICAL OBSERVATIONS |
| | | | | 72 | 8:59 | P | NO SIGNIFICANT CLINICAL OBSERVATIONS |
| | | | | 73 | 7:23 | P | NO SIGNIFICANT CLINICAL OBSERVATIONS |
| | | | | 73 | 9:09 | P | NO SIGNIFICANT CLINICAL OBSERVATIONS |
| | | | | 74 | 7:12 | P | NO SIGNIFICANT CLINICAL OBSERVATIONS |
| | | | | 74 | 9:04 | P | NO SIGNIFICANT CLINICAL OBSERVATIONS |
| | | | | 77 | 8:11 | P | NO SIGNIFICANT CLINICAL OBSERVATIONS |
| | | | | 77 | 11:06 | P | NO SIGNIFICANT CLINICAL OBSERVATIONS |
| | | | | 78 | 9:31 | P | NO SIGNIFICANT CLINICAL OBSERVATIONS |
| | | | | 78 | 11:23 | P | NO SIGNIFICANT CLINICAL OBSERVATIONS |
| | | | | 79 | 7:13 | P | NO SIGNIFICANT CLINICAL OBSERVATIONS |
| | | | | 79 | 8:48 | P | NO SIGNIFICANT CLINICAL OBSERVATIONS |
| | | | | 80 | 8:46 | P | NO SIGNIFICANT CLINICAL OBSERVATIONS |
| | | | | 80 | 10:29 | P | NO SIGNIFICANT CLINICAL OBSERVATIONS |
| | | | | 81 | 7:26 | P | NO SIGNIFICANT CLINICAL OBSERVATIONS |
| | | | | 81 | 9:16 | P | NO SIGNIFICANT CLINICAL OBSERVATIONS |
| | | | | 85 | 7:28 | P | NO SIGNIFICANT CLINICAL OBSERVATIONS |

GRADE CODE: 1 - SLIGHT 2 - MODERATE 3 - SEVERE P - PRESENT

STUDY DAYS: 0 THROUGH 89

| ANIMAL | SEX | GROUP | CATEGORY | STUDY DAY | TIME | GRADE | OBSERVATIONS |
|---|---|---|---|---|---|---|---|
| 10460 | M | UNTREATED | NORMAL | 85 | 9:33 | P | NO SIGNIFICANT CLINICAL OBSERVATIONS |
| | | | | 86 | 7:20 | P | NO SIGNIFICANT CLINICAL OBSERVATIONS |
| | | | | 86 | 9:20 | P | NO SIGNIFICANT CLINICAL OBSERVATIONS |
| | | | | 87 | 8:42 | P | NO SIGNIFICANT CLINICAL OBSERVATIONS |
| | | | | 87 | 10:30 | P | NO SIGNIFICANT CLINICAL OBSERVATIONS |
| | | | | 88 | 6:43 | P | NO SIGNIFICANT CLINICAL OBSERVATIONS |
| | | | | 88 | 9:08 | P | NO SIGNIFICANT CLINICAL OBSERVATIONS |
| | | | | 89 | 6:17 | P | NO SIGNIFICANT CLINICAL OBSERVATIONS |
| | | | | 89 | 7:43 | P | NO SIGNIFICANT CLINICAL OBSERVATIONS |
| 10462 | M | UNTREATED | NORMAL | 0 | 9:59 | P | NO SIGNIFICANT CLINICAL OBSERVATIONS |
| | | | | 0 | 12:43 | P | NO SIGNIFICANT CLINICAL OBSERVATIONS |
| | | | | 1 | 7:38 | P | NO SIGNIFICANT CLINICAL OBSERVATIONS |
| | | | | 1 | 9:25 | P | NO SIGNIFICANT CLINICAL OBSERVATIONS |
| | | | | 2 | 9:10 | P | NO SIGNIFICANT CLINICAL OBSERVATIONS |
| | | | | 2 | 10:38 | P | NO SIGNIFICANT CLINICAL OBSERVATIONS |
| | | | | 3 | 9:11 | P | NO SIGNIFICANT CLINICAL OBSERVATIONS |
| | | | | 3 | 11:06 | P | NO SIGNIFICANT CLINICAL OBSERVATIONS |
| | | | | 4 | 6:53 | P | NO SIGNIFICANT CLINICAL OBSERVATIONS |
| | | | | 4 | 8:46 | P | NO SIGNIFICANT CLINICAL OBSERVATIONS |
| | | | | 7 | 9:16 | P | NO SIGNIFICANT CLINICAL OBSERVATIONS |
| | | | | 7 | 11:38 | P | NO SIGNIFICANT CLINICAL OBSERVATIONS |
| | | | | 8 | 8:31 | P | NO SIGNIFICANT CLINICAL OBSERVATIONS |
| | | | | 8 | 10:31 | P | NO SIGNIFICANT CLINICAL OBSERVATIONS |
| | | | | 9 | 9:29 | P | NO SIGNIFICANT CLINICAL OBSERVATIONS |
| | | | | 9 | 11:16 | P | NO SIGNIFICANT CLINICAL OBSERVATIONS |
| | | | | 10 | 8:37 | P | NO SIGNIFICANT CLINICAL OBSERVATIONS |
| | | | | 10 | 10:12 | P | NO SIGNIFICANT CLINICAL OBSERVATIONS |
| | | | | 14 | 9:20 | P | NO SIGNIFICANT CLINICAL OBSERVATIONS |
| | | | | 14 | 12:02 | P | NO SIGNIFICANT CLINICAL OBSERVATIONS |

GRADE CODE: 1 - SLIGHT 2 - MODERATE 3 - SEVERE P - PRESENT

STUDY DAYS: 0 THROUGH 89

| ANIMAL | SEX | GROUP | CATEGORY | STUDY DAY | TIME | GRADE | OBSERVATIONS |
|---|---|---|---|---|---|---|---|
| 10462 | M | UNTREATED | NORMAL | 15 | 9:00 | P | NO SIGNIFICANT CLINICAL OBSERVATIONS |
| | | | | 15 | 10:34 | P | NO SIGNIFICANT CLINICAL OBSERVATIONS |
| | | | | 16 | 8:29 | P | NO SIGNIFICANT CLINICAL OBSERVATIONS |
| | | | | 16 | 10:01 | P | NO SIGNIFICANT CLINICAL OBSERVATIONS |
| | | | | 17 | 8:42 | P | NO SIGNIFICANT CLINICAL OBSERVATIONS |
| | | | | 17 | 10:22 | P | NO SIGNIFICANT CLINICAL OBSERVATIONS |
| | | | | 18 | 6:44 | P | NO SIGNIFICANT CLINICAL OBSERVATIONS |
| | | | | 18 | 8:32 | P | NO SIGNIFICANT CLINICAL OBSERVATIONS |
| | | | | 21 | 9:12 | P | NO SIGNIFICANT CLINICAL OBSERVATIONS |
| | | | | 21 | 11:25 | P | NO SIGNIFICANT CLINICAL OBSERVATIONS |
| | | | | 22 | 7:27 | P | NO SIGNIFICANT CLINICAL OBSERVATIONS |
| | | | | 22 | 9:29 | P | NO SIGNIFICANT CLINICAL OBSERVATIONS |
| | | | | 23 | 7:19 | P | NO SIGNIFICANT CLINICAL OBSERVATIONS |
| | | | | 23 | 9:07 | P | NO SIGNIFICANT CLINICAL OBSERVATIONS |
| | | | | 24 | 8:05 | P | NO SIGNIFICANT CLINICAL OBSERVATIONS |
| | | | | 24 | 9:23 | P | NO SIGNIFICANT CLINICAL OBSERVATIONS |
| | | | | 25 | 7:15 | P | NO SIGNIFICANT CLINICAL OBSERVATIONS |
| | | | | 25 | 8:51 | P | NO SIGNIFICANT CLINICAL OBSERVATIONS |
| | | | | 28 | 9:14 | P | NO SIGNIFICANT CLINICAL OBSERVATIONS |
| | | | | 28 | 11:36 | P | NO SIGNIFICANT CLINICAL OBSERVATIONS |
| | | | | 29 | 7:40 | P | NO SIGNIFICANT CLINICAL OBSERVATIONS |
| | | | | 29 | 9:40 | P | NO SIGNIFICANT CLINICAL OBSERVATIONS |
| | | | | 30 | 7:28 | P | NO SIGNIFICANT CLINICAL OBSERVATIONS |
| | | | | 30 | 9:20 | P | NO SIGNIFICANT CLINICAL OBSERVATIONS |
| | | | | 31 | 7:48 | P | NO SIGNIFICANT CLINICAL OBSERVATIONS |
| | | | | 31 | 9:00 | P | NO SIGNIFICANT CLINICAL OBSERVATIONS |
| | | | | 32 | 7:24 | P | NO SIGNIFICANT CLINICAL OBSERVATIONS |
| | | | | 32 | 8:56 | P | NO SIGNIFICANT CLINICAL OBSERVATIONS |
| | | | | 35 | 9:11 | P | NO SIGNIFICANT CLINICAL OBSERVATIONS |

GRADE CODE: 1 - SLIGHT 2 - MODERATE 3 - SEVERE P - PRESENT

STUDY DAYS: 0 THROUGH 89

| ANIMAL | SEX | GROUP | CATEGORY | STUDY DAY | TIME | GRADE | OBSERVATIONS |
|---|---|---|---|---|---|---|---|
| 10462 | M | UNTREATED | NORMAL | 35 | 10:56 | P | NO SIGNIFICANT CLINICAL OBSERVATIONS |
| | | | | 36 | 8:25 | P | NO SIGNIFICANT CLINICAL OBSERVATIONS |
| | | | | 36 | 10:13 | P | NO SIGNIFICANT CLINICAL OBSERVATIONS |
| | | | | 37 | 8:23 | P | NO SIGNIFICANT CLINICAL OBSERVATIONS |
| | | | | 37 | 10:02 | P | NO SIGNIFICANT CLINICAL OBSERVATIONS |
| | | | | 38 | 8:19 | P | NO SIGNIFICANT CLINICAL OBSERVATIONS |
| | | | | 38 | 10:05 | P | NO SIGNIFICANT CLINICAL OBSERVATIONS |
| | | | | 39 | 7:09 | P | NO SIGNIFICANT CLINICAL OBSERVATIONS |
| | | | | 39 | 9:09 | P | NO SIGNIFICANT CLINICAL OBSERVATIONS |
| | | | | 42 | 10:19 | P | NO SIGNIFICANT CLINICAL OBSERVATIONS |
| | | | | 43 | 8:24 | P | NO SIGNIFICANT CLINICAL OBSERVATIONS |
| | | | | 43 | 10:09 | P | NO SIGNIFICANT CLINICAL OBSERVATIONS |
| | | | | 44 | 7:56 | P | NO SIGNIFICANT CLINICAL OBSERVATIONS |
| | | | | 44 | 9:40 | P | NO SIGNIFICANT CLINICAL OBSERVATIONS |
| | | | | 45 | 8:21 | P | NO SIGNIFICANT CLINICAL OBSERVATIONS |
| | | | | 45 | 9:53 | P | NO SIGNIFICANT CLINICAL OBSERVATIONS |
| | | | | 46 | 6:49 | P | NO SIGNIFICANT CLINICAL OBSERVATIONS |
| | | | | 46 | 8:46 | P | NO SIGNIFICANT CLINICAL OBSERVATIONS |
| | | | | 49 | 9:22 | P | NO SIGNIFICANT CLINICAL OBSERVATIONS |
| | | | | 49 | 11:58 | P | NO SIGNIFICANT CLINICAL OBSERVATIONS |
| | | | | 50 | 8:27 | P | NO SIGNIFICANT CLINICAL OBSERVATIONS |
| | | | | 50 | 10:44 | P | NO SIGNIFICANT CLINICAL OBSERVATIONS |
| | | | | 51 | 7:51 | P | NO SIGNIFICANT CLINICAL OBSERVATIONS |
| | | | | 51 | 9:49 | P | NO SIGNIFICANT CLINICAL OBSERVATIONS |
| | | | | 52 | 9:07 | P | NO SIGNIFICANT CLINICAL OBSERVATIONS |
| | | | | 52 | 11:26 | P | NO SIGNIFICANT CLINICAL OBSERVATIONS |
| | | | | 53 | 6:49 | P | NO SIGNIFICANT CLINICAL OBSERVATIONS |
| | | | | 53 | 9:00 | P | NO SIGNIFICANT CLINICAL OBSERVATIONS |
| | | | | 56 | 8:52 | P | NO SIGNIFICANT CLINICAL OBSERVATIONS |

GRADE CODE: 1 - SLIGHT 2 - MODERATE 3 - SEVERE P - PRESENT

TABLE A3 (DOSING DAY OBSERVATIONS)
A 90-DAY DERMAL STUDY UTILIZING CLARIFIED OILS IN RATS
INDIVIDUAL CLINICAL OBSERVATIONS



STUDY DAYS: 0 THROUGH 89

| ANIMAL | SEX | GROUP | CATEGORY | STUDY DAY | TIME | GRADE | OBSERVATIONS |
|---|---|---|---|---|---|---|---|
| 10462 | M | UNTREATED | NORMAL | 56 | 10:52 | P | NO SIGNIFICANT CLINICAL OBSERVATIONS |
| | | | | 57 | 8:53 | P | NO SIGNIFICANT CLINICAL OBSERVATIONS |
| | | | | 57 | 10:21 | P | NO SIGNIFICANT CLINICAL OBSERVATIONS |
| | | | | 58 | 7:31 | P | NO SIGNIFICANT CLINICAL OBSERVATIONS |
| | | | | 58 | 9:20 | P | NO SIGNIFICANT CLINICAL OBSERVATIONS |
| | | | | 59 | 7:19 | P | NO SIGNIFICANT CLINICAL OBSERVATIONS |
| | | | | 59 | 9:00 | P | NO SIGNIFICANT CLINICAL OBSERVATIONS |
| | | | | 60 | 7:31 | P | NO SIGNIFICANT CLINICAL OBSERVATIONS |
| | | | | 60 | 9:39 | P | NO SIGNIFICANT CLINICAL OBSERVATIONS |
| | | | | 63 | 11:55 | P | NO SIGNIFICANT CLINICAL OBSERVATIONS |
| | | | | 63 | 14:12 | P | NO SIGNIFICANT CLINICAL OBSERVATIONS |
| | | | | 64 | 8:34 | P | NO SIGNIFICANT CLINICAL OBSERVATIONS |
| | | | | 64 | 10:09 | P | NO SIGNIFICANT CLINICAL OBSERVATIONS |
| | | | | 65 | 8:43 | P | NO SIGNIFICANT CLINICAL OBSERVATIONS |
| | | | | 65 | 10:50 | P | NO SIGNIFICANT CLINICAL OBSERVATIONS |
| | | | | 66 | 8:16 | P | NO SIGNIFICANT CLINICAL OBSERVATIONS |
| | | | | 66 | 9:42 | P | NO SIGNIFICANT CLINICAL OBSERVATIONS |
| | | | | 67 | 7:25 | P | NO SIGNIFICANT CLINICAL OBSERVATIONS |
| | | | | 67 | 9:03 | P | NO SIGNIFICANT CLINICAL OBSERVATIONS |
| | | | | 70 | 7:57 | P | NO SIGNIFICANT CLINICAL OBSERVATIONS |
| | | | | 70 | 10:42 | P | NO SIGNIFICANT CLINICAL OBSERVATIONS |
| | | | | 71 | 8:06 | P | NO SIGNIFICANT CLINICAL OBSERVATIONS |
| | | | | 71 | 9:34 | P | NO SIGNIFICANT CLINICAL OBSERVATIONS |
| | | | | 72 | 7:23 | P | NO SIGNIFICANT CLINICAL OBSERVATIONS |
| | | | | 72 | 8:59 | P | NO SIGNIFICANT CLINICAL OBSERVATIONS |
| | | | | 73 | 7:23 | P | NO SIGNIFICANT CLINICAL OBSERVATIONS |
| | | | | 73 | 9:09 | P | NO SIGNIFICANT CLINICAL OBSERVATIONS |
| | | | | 74 | 7:12 | P | NO SIGNIFICANT CLINICAL OBSERVATIONS |
| | | | | 74 | 9:04 | P | NO SIGNIFICANT CLINICAL OBSERVATIONS |

GRADE CODE: 1 - SLIGHT 2 - MODERATE 3 - SEVERE P - PRESENT

STUDY DAYS: 0 THROUGH 89

| ANIMAL | SEX | GROUP | CATEGORY | STUDY DAY | TIME | GRADE | OBSERVATIONS |
|---|---|---|---|---|---|---|---|
| 10462 | M | UNTREATED | NORMAL | 77 | 8:11 | P | NO SIGNIFICANT CLINICAL OBSERVATIONS |
| | | | | 77 | 11:06 | P | NO SIGNIFICANT CLINICAL OBSERVATIONS |
| | | | | 78 | 9:31 | P | NO SIGNIFICANT CLINICAL OBSERVATIONS |
| | | | | 78 | 11:23 | P | NO SIGNIFICANT CLINICAL OBSERVATIONS |
| | | | | 79 | 7:13 | P | NO SIGNIFICANT CLINICAL OBSERVATIONS |
| | | | | 79 | 8:48 | P | NO SIGNIFICANT CLINICAL OBSERVATIONS |
| | | | | 80 | 8:46 | P | NO SIGNIFICANT CLINICAL OBSERVATIONS |
| | | | | 80 | 10:29 | P | NO SIGNIFICANT CLINICAL OBSERVATIONS |
| | | | | 81 | 7:27 | P | NO SIGNIFICANT CLINICAL OBSERVATIONS |
| | | | | 81 | 9:16 | P | NO SIGNIFICANT CLINICAL OBSERVATIONS |
| | | | | 85 | 7:29 | P | NO SIGNIFICANT CLINICAL OBSERVATIONS |
| | | | | 85 | 9:33 | P | NO SIGNIFICANT CLINICAL OBSERVATIONS |
| | | | | 86 | 7:20 | P | NO SIGNIFICANT CLINICAL OBSERVATIONS |
| | | | | 86 | 9:20 | P | NO SIGNIFICANT CLINICAL OBSERVATIONS |
| | | | | 87 | 8:42 | P | NO SIGNIFICANT CLINICAL OBSERVATIONS |
| | | | | 87 | 10:30 | P | NO SIGNIFICANT CLINICAL OBSERVATIONS |
| | | | | 88 | 6:43 | P | NO SIGNIFICANT CLINICAL OBSERVATIONS |
| | | | | 88 | 9:08 | P | NO SIGNIFICANT CLINICAL OBSERVATIONS |
| | | | | 89 | 6:17 | P | NO SIGNIFICANT CLINICAL OBSERVATIONS |
| | | | | 89 | 7:43 | P | NO SIGNIFICANT CLINICAL OBSERVATIONS |
| 10477 | M | UNTREATED | NORMAL | 0 | 9:59 | P | NO SIGNIFICANT CLINICAL OBSERVATIONS |
| | | | | 0 | 12:43 | P | NO SIGNIFICANT CLINICAL OBSERVATIONS |
| | | | | 1 | 7:39 | P | NO SIGNIFICANT CLINICAL OBSERVATIONS |
| | | | | 1 | 9:25 | P | NO SIGNIFICANT CLINICAL OBSERVATIONS |
| | | | | 2 | 9:10 | P | NO SIGNIFICANT CLINICAL OBSERVATIONS |
| | | | | 2 | 10:38 | P | NO SIGNIFICANT CLINICAL OBSERVATIONS |
| | | | | 3 | 9:11 | P | NO SIGNIFICANT CLINICAL OBSERVATIONS |
| | | | | 3 | 11:06 | P | NO SIGNIFICANT CLINICAL OBSERVATIONS |
| | | | | 4 | 6:53 | P | NO SIGNIFICANT CLINICAL OBSERVATIONS |

GRADE CODE: 1 - SLIGHT 2 - MODERATE 3 - SEVERE P - PRESENT

TABLE A3 (DOSING DAY OBSERVATIONS)
A 90-DAY DERMAL STUDY UTILIZING CLARIFIED OILS IN RATS
INDIVIDUAL CLINICAL OBSERVATIONS



STUDY DAYS: 0 THROUGH 89

| ANIMAL | SEX | GROUP | CATEGORY | STUDY DAY | TIME | GRADE | OBSERVATIONS |
|---|---|---|---|---|---|---|---|
| 10477 | M | UNTREATED | NORMAL | 4 | 8:46 | P | NO SIGNIFICANT CLINICAL OBSERVATIONS |
| | | | | 7 | 9:16 | P | NO SIGNIFICANT CLINICAL OBSERVATIONS |
| | | | | 7 | 11:38 | P | NO SIGNIFICANT CLINICAL OBSERVATIONS |
| | | | | 8 | 8:31 | P | NO SIGNIFICANT CLINICAL OBSERVATIONS |
| | | | | 8 | 10:31 | P | NO SIGNIFICANT CLINICAL OBSERVATIONS |
| | | | | 9 | 9:29 | P | NO SIGNIFICANT CLINICAL OBSERVATIONS |
| | | | | 9 | 11:16 | P | NO SIGNIFICANT CLINICAL OBSERVATIONS |
| | | | | 10 | 8:37 | P | NO SIGNIFICANT CLINICAL OBSERVATIONS |
| | | | | 10 | 10:12 | P | NO SIGNIFICANT CLINICAL OBSERVATIONS |
| | | | | 11 | 6:56 | P | NO SIGNIFICANT CLINICAL OBSERVATIONS |
| | | | | 11 | 8:47 | P | NO SIGNIFICANT CLINICAL OBSERVATIONS |
| | | | | 14 | 9:20 | P | NO SIGNIFICANT CLINICAL OBSERVATIONS |
| | | | | 14 | 12:02 | P | NO SIGNIFICANT CLINICAL OBSERVATIONS |
| | | | | 15 | 9:00 | P | NO SIGNIFICANT CLINICAL OBSERVATIONS |
| | | | | 15 | 10:34 | P | NO SIGNIFICANT CLINICAL OBSERVATIONS |
| | | | | 16 | 8:29 | P | NO SIGNIFICANT CLINICAL OBSERVATIONS |
| | | | | 16 | 10:01 | P | NO SIGNIFICANT CLINICAL OBSERVATIONS |
| | | | | 17 | 8:42 | P | NO SIGNIFICANT CLINICAL OBSERVATIONS |
| | | | | 17 | 10:22 | P | NO SIGNIFICANT CLINICAL OBSERVATIONS |
| | | | | 18 | 6:44 | P | NO SIGNIFICANT CLINICAL OBSERVATIONS |
| | | | | 18 | 8:32 | P | NO SIGNIFICANT CLINICAL OBSERVATIONS |
| | | | | 21 | 9:12 | P | NO SIGNIFICANT CLINICAL OBSERVATIONS |
| | | | | 21 | 11:25 | P | NO SIGNIFICANT CLINICAL OBSERVATIONS |
| | | | | 22 | 7:28 | P | NO SIGNIFICANT CLINICAL OBSERVATIONS |
| | | | | 22 | 9:29 | P | NO SIGNIFICANT CLINICAL OBSERVATIONS |
| | | | | 23 | 7:20 | P | NO SIGNIFICANT CLINICAL OBSERVATIONS |
| | | | | 23 | 9:07 | P | NO SIGNIFICANT CLINICAL OBSERVATIONS |
| | | | | 24 | 8:06 | P | NO SIGNIFICANT CLINICAL OBSERVATIONS |
| | | | | 24 | 9:23 | P | NO SIGNIFICANT CLINICAL OBSERVATIONS |

GRADE CODE: 1 - SLIGHT 2 - MODERATE 3 - SEVERE P - PRESENT

TABLE A3 (DOSING DAY OBSERVATIONS)
A 90-DAY DERMAL STUDY UTILIZING CLARIFIED OILS IN RATS
INDIVIDUAL CLINICAL OBSERVATIONS



STUDY DAYS: 0 THROUGH 89

| ANIMAL | SEX | GROUP | CATEGORY | STUDY DAY | TIME | GRADE | OBSERVATIONS |
|---|---|---|---|---|---|---|---|
| 10477 | M | UNTREATED | NORMAL | 25 | 7:15 | P | NO SIGNIFICANT CLINICAL OBSERVATIONS |
| | | | | 25 | 8:51 | P | NO SIGNIFICANT CLINICAL OBSERVATIONS |
| | | | | 28 | 9:15 | P | NO SIGNIFICANT CLINICAL OBSERVATIONS |
| | | | | 28 | 11:36 | P | NO SIGNIFICANT CLINICAL OBSERVATIONS |
| | | | | 29 | 7:40 | P | NO SIGNIFICANT CLINICAL OBSERVATIONS |
| | | | | 29 | 9:41 | P | NO SIGNIFICANT CLINICAL OBSERVATIONS |
| | | | | 30 | 7:28 | P | NO SIGNIFICANT CLINICAL OBSERVATIONS |
| | | | | 30 | 9:20 | P | NO SIGNIFICANT CLINICAL OBSERVATIONS |
| | | | | 31 | 7:48 | P | NO SIGNIFICANT CLINICAL OBSERVATIONS |
| | | | | 31 | 9:00 | P | NO SIGNIFICANT CLINICAL OBSERVATIONS |
| | | | | 32 | 7:24 | P | NO SIGNIFICANT CLINICAL OBSERVATIONS |
| | | | | 32 | 8:56 | P | NO SIGNIFICANT CLINICAL OBSERVATIONS |
| | | | | 35 | 9:11 | P | NO SIGNIFICANT CLINICAL OBSERVATIONS |
| | | | | 35 | 10:56 | P | NO SIGNIFICANT CLINICAL OBSERVATIONS |
| | | | | 36 | 8:26 | P | NO SIGNIFICANT CLINICAL OBSERVATIONS |
| | | | | 36 | 10:13 | P | NO SIGNIFICANT CLINICAL OBSERVATIONS |
| | | | | 37 | 8:23 | P | NO SIGNIFICANT CLINICAL OBSERVATIONS |
| | | | | 37 | 10:02 | P | NO SIGNIFICANT CLINICAL OBSERVATIONS |
| | | | | 38 | 8:19 | P | NO SIGNIFICANT CLINICAL OBSERVATIONS |
| | | | | 38 | 10:05 | P | NO SIGNIFICANT CLINICAL OBSERVATIONS |
| | | | | 39 | 7:09 | P | NO SIGNIFICANT CLINICAL OBSERVATIONS |
| | | | | 39 | 9:09 | P | NO SIGNIFICANT CLINICAL OBSERVATIONS |
| | | | | 42 | 10:19 | P | NO SIGNIFICANT CLINICAL OBSERVATIONS |
| | | | | 43 | 8:24 | P | NO SIGNIFICANT CLINICAL OBSERVATIONS |
| | | | | 43 | 10:10 | P | NO SIGNIFICANT CLINICAL OBSERVATIONS |
| | | | | 44 | 7:56 | P | NO SIGNIFICANT CLINICAL OBSERVATIONS |
| | | | | 44 | 9:40 | P | NO SIGNIFICANT CLINICAL OBSERVATIONS |
| | | | | 45 | 8:21 | P | NO SIGNIFICANT CLINICAL OBSERVATIONS |
| | | | | 45 | 9:53 | P | NO SIGNIFICANT CLINICAL OBSERVATIONS |

GRADE CODE: 1 - SLIGHT 2 - MODERATE 3 - SEVERE P - PRESENT

TABLE A3 (DOSING DAY OBSERVATIONS)
A 90-DAY DERMAL STUDY UTILIZING CLARIFIED OILS IN RATS
INDIVIDUAL CLINICAL OBSERVATIONS



STUDY DAYS: 0 THROUGH 89

| ANIMAL | SEX | GROUP | CATEGORY | STUDY DAY | TIME | GRADE | OBSERVATIONS |
|---|---|---|---|---|---|---|---|
| 10477 | M | UNTREATED | NORMAL | 46 | 6:49 | P | NO SIGNIFICANT CLINICAL OBSERVATIONS |
| | | | | 46 | 8:46 | P | NO SIGNIFICANT CLINICAL OBSERVATIONS |
| | | | | 49 | 9:23 | P | NO SIGNIFICANT CLINICAL OBSERVATIONS |
| | | | | 49 | 11:58 | P | NO SIGNIFICANT CLINICAL OBSERVATIONS |
| | | | | 50 | 8:27 | P | NO SIGNIFICANT CLINICAL OBSERVATIONS |
| | | | | 50 | 10:44 | P | NO SIGNIFICANT CLINICAL OBSERVATIONS |
| | | | | 51 | 7:51 | P | NO SIGNIFICANT CLINICAL OBSERVATIONS |
| | | | | 51 | 9:49 | P | NO SIGNIFICANT CLINICAL OBSERVATIONS |
| | | | | 52 | 9:07 | P | NO SIGNIFICANT CLINICAL OBSERVATIONS |
| | | | | 52 | 11:26 | P | NO SIGNIFICANT CLINICAL OBSERVATIONS |
| | | | | 53 | 6:50 | P | NO SIGNIFICANT CLINICAL OBSERVATIONS |
| | | | | 53 | 9:00 | P | NO SIGNIFICANT CLINICAL OBSERVATIONS |
| | | | | 56 | 8:53 | P | NO SIGNIFICANT CLINICAL OBSERVATIONS |
| | | | | 56 | 10:53 | P | NO SIGNIFICANT CLINICAL OBSERVATIONS |
| | | | | 57 | 8:53 | P | NO SIGNIFICANT CLINICAL OBSERVATIONS |
| | | | | 57 | 10:21 | P | NO SIGNIFICANT CLINICAL OBSERVATIONS |
| | | | | 58 | 7:31 | P | NO SIGNIFICANT CLINICAL OBSERVATIONS |
| | | | | 58 | 9:20 | P | NO SIGNIFICANT CLINICAL OBSERVATIONS |
| | | | | 59 | 7:19 | P | NO SIGNIFICANT CLINICAL OBSERVATIONS |
| | | | | 59 | 9:00 | P | NO SIGNIFICANT CLINICAL OBSERVATIONS |
| | | | | 60 | 7:31 | P | NO SIGNIFICANT CLINICAL OBSERVATIONS |
| | | | | 60 | 9:39 | P | NO SIGNIFICANT CLINICAL OBSERVATIONS |
| | | | | 63 | 11:55 | P | NO SIGNIFICANT CLINICAL OBSERVATIONS |
| | | | | 63 | 14:12 | P | NO SIGNIFICANT CLINICAL OBSERVATIONS |
| | | | | 64 | 8:34 | P | NO SIGNIFICANT CLINICAL OBSERVATIONS |
| | | | | 64 | 10:09 | P | NO SIGNIFICANT CLINICAL OBSERVATIONS |
| | | | | 65 | 8:43 | P | NO SIGNIFICANT CLINICAL OBSERVATIONS |
| | | | | 65 | 10:50 | P | NO SIGNIFICANT CLINICAL OBSERVATIONS |
| | | | | 66 | 8:16 | P | NO SIGNIFICANT CLINICAL OBSERVATIONS |

GRADE CODE: 1 - SLIGHT 2 - MODERATE 3 - SEVERE P - PRESENT

STUDY DAYS: 0 THROUGH 89

| ANIMAL | SEX | GROUP | CATEGORY | STUDY DAY | TIME | GRADE | OBSERVATIONS |
|---|---|---|---|---|---|---|---|
| 10477 | M | UNTREATED | NORMAL | 66 | 9:43 | P | NO SIGNIFICANT CLINICAL OBSERVATIONS |
| | | | | 67 | 7:25 | P | NO SIGNIFICANT CLINICAL OBSERVATIONS |
| | | | | 67 | 9:03 | P | NO SIGNIFICANT CLINICAL OBSERVATIONS |
| | | | | 70 | 7:58 | P | NO SIGNIFICANT CLINICAL OBSERVATIONS |
| | | | | 70 | 10:42 | P | NO SIGNIFICANT CLINICAL OBSERVATIONS |
| | | | | 71 | 8:07 | P | NO SIGNIFICANT CLINICAL OBSERVATIONS |
| | | | | 71 | 9:34 | P | NO SIGNIFICANT CLINICAL OBSERVATIONS |
| | | | | 72 | 7:24 | P | NO SIGNIFICANT CLINICAL OBSERVATIONS |
| | | | | 72 | 8:59 | P | NO SIGNIFICANT CLINICAL OBSERVATIONS |
| | | | | 73 | 7:23 | P | NO SIGNIFICANT CLINICAL OBSERVATIONS |
| | | | | 73 | 9:09 | P | NO SIGNIFICANT CLINICAL OBSERVATIONS |
| | | | | 74 | 7:12 | P | NO SIGNIFICANT CLINICAL OBSERVATIONS |
| | | | | 74 | 9:05 | P | NO SIGNIFICANT CLINICAL OBSERVATIONS |
| | | | | 77 | 8:11 | P | NO SIGNIFICANT CLINICAL OBSERVATIONS |
| | | | | 77 | 11:06 | P | NO SIGNIFICANT CLINICAL OBSERVATIONS |
| | | | | 78 | 9:31 | P | NO SIGNIFICANT CLINICAL OBSERVATIONS |
| | | | | 78 | 11:23 | P | NO SIGNIFICANT CLINICAL OBSERVATIONS |
| | | | | 79 | 7:13 | P | NO SIGNIFICANT CLINICAL OBSERVATIONS |
| | | | | 79 | 8:49 | P | NO SIGNIFICANT CLINICAL OBSERVATIONS |
| | | | | 80 | 8:46 | P | NO SIGNIFICANT CLINICAL OBSERVATIONS |
| | | | | 80 | 10:29 | P | NO SIGNIFICANT CLINICAL OBSERVATIONS |
| | | | | 81 | 7:27 | P | NO SIGNIFICANT CLINICAL OBSERVATIONS |
| | | | | 81 | 9:16 | P | NO SIGNIFICANT CLINICAL OBSERVATIONS |
| | | | | 85 | 7:29 | P | NO SIGNIFICANT CLINICAL OBSERVATIONS |
| | | | | 85 | 9:33 | P | NO SIGNIFICANT CLINICAL OBSERVATIONS |
| | | | | 86 | 7:20 | P | NO SIGNIFICANT CLINICAL OBSERVATIONS |
| | | | | 86 | 9:20 | P | NO SIGNIFICANT CLINICAL OBSERVATIONS |
| | | | | 87 | 8:42 | P | NO SIGNIFICANT CLINICAL OBSERVATIONS |
| | | | | 87 | 10:30 | P | NO SIGNIFICANT CLINICAL OBSERVATIONS |

GRADE CODE: 1 - SLIGHT 2 - MODERATE 3 - SEVERE P - PRESENT

TABLE A3 (DOSING DAY OBSERVATIONS)
A 90-DAY DERMAL STUDY UTILIZING CLARIFIED OILS IN RATS
INDIVIDUAL CLINICAL OBSERVATIONS



STUDY DAYS: 0 THROUGH 89

| ANIMAL | SEX | GROUP | CATEGORY | STUDY DAY | TIME | GRADE | OBSERVATIONS |
|---|---|---|---|---|---|---|---|
| 10477 | M | UNTREATED | NORMAL | 88 | 6:43 | P | NO SIGNIFICANT CLINICAL OBSERVATIONS |
| | | | | 88 | 9:09 | P | NO SIGNIFICANT CLINICAL OBSERVATIONS |
| | | | | 89 | 6:17 | P | NO SIGNIFICANT CLINICAL OBSERVATIONS |
| | | | | 89 | 7:44 | P | NO SIGNIFICANT CLINICAL OBSERVATIONS |
| 10420 | M | 0 MG/KG/DAY | NORMAL | 0 | 10:06 | P | NO SIGNIFICANT CLINICAL OBSERVATIONS |
| | | | | 0 | 12:45 | P | NO SIGNIFICANT CLINICAL OBSERVATIONS |
| | | | | 1 | 7:41 | P | NO SIGNIFICANT CLINICAL OBSERVATIONS |
| | | | | 1 | 9:27 | P | NO SIGNIFICANT CLINICAL OBSERVATIONS |
| | | | | 2 | 9:12 | P | NO SIGNIFICANT CLINICAL OBSERVATIONS |
| | | | | 2 | 10:40 | P | NO SIGNIFICANT CLINICAL OBSERVATIONS |
| | | | | 3 | 9:13 | P | NO SIGNIFICANT CLINICAL OBSERVATIONS |
| | | | | 3 | 11:08 | P | NO SIGNIFICANT CLINICAL OBSERVATIONS |
| | | | | 4 | 6:55 | P | NO SIGNIFICANT CLINICAL OBSERVATIONS |
| | | | | 4 | 8:48 | P | NO SIGNIFICANT CLINICAL OBSERVATIONS |
| | | | | 7 | 9:22 | P | NO SIGNIFICANT CLINICAL OBSERVATIONS |
| | | | | 7 | 11:40 | P | NO SIGNIFICANT CLINICAL OBSERVATIONS |
| | | | | 8 | 8:34 | P | NO SIGNIFICANT CLINICAL OBSERVATIONS |
| | | | | 8 | 10:33 | P | NO SIGNIFICANT CLINICAL OBSERVATIONS |
| | | | | 9 | 9:31 | P | NO SIGNIFICANT CLINICAL OBSERVATIONS |
| | | | | 9 | 11:18 | P | NO SIGNIFICANT CLINICAL OBSERVATIONS |
| | | | | 10 | 8:39 | P | NO SIGNIFICANT CLINICAL OBSERVATIONS |
| | | | | 10 | 10:14 | P | NO SIGNIFICANT CLINICAL OBSERVATIONS |
| | | | | 11 | 6:58 | P | NO SIGNIFICANT CLINICAL OBSERVATIONS |
| | | | | 11 | 9:14 | P | NO SIGNIFICANT CLINICAL OBSERVATIONS |
| | | | | 14 | 9:21 | P | NO SIGNIFICANT CLINICAL OBSERVATIONS |
| | | | | 14 | 12:04 | P | NO SIGNIFICANT CLINICAL OBSERVATIONS |
| | | | | 15 | 9:01 | P | NO SIGNIFICANT CLINICAL OBSERVATIONS |
| | | | | 15 | 10:36 | P | NO SIGNIFICANT CLINICAL OBSERVATIONS |
| | | | | 16 | 8:31 | P | NO SIGNIFICANT CLINICAL OBSERVATIONS |

GRADE CODE: 1 - SLIGHT 2 - MODERATE 3 - SEVERE P - PRESENT

STUDY DAYS: 0 THROUGH 89

| ANIMAL | SEX | GROUP | CATEGORY | STUDY DAY | TIME | GRADE | OBSERVATIONS |
|---|---|---|---|---|---|---|---|
| 10420 | M | 0 MG/KG/DAY | NORMAL | 16 | 10:02 | P | NO SIGNIFICANT CLINICAL OBSERVATIONS |
| | | | | 17 | 8:43 | P | NO SIGNIFICANT CLINICAL OBSERVATIONS |
| | | | | 17 | 10:23 | P | NO SIGNIFICANT CLINICAL OBSERVATIONS |
| | | | | 18 | 6:46 | P | NO SIGNIFICANT CLINICAL OBSERVATIONS |
| | | | | 18 | 8:34 | P | NO SIGNIFICANT CLINICAL OBSERVATIONS |
| | | | | 21 | 9:15 | P | NO SIGNIFICANT CLINICAL OBSERVATIONS |
| | | | | 21 | 11:27 | P | NO SIGNIFICANT CLINICAL OBSERVATIONS |
| | | | | 22 | 7:30 | P | NO SIGNIFICANT CLINICAL OBSERVATIONS |
| | | | | 22 | 9:32 | P | NO SIGNIFICANT CLINICAL OBSERVATIONS |
| | | | | 23 | 7:20 | P | NO SIGNIFICANT CLINICAL OBSERVATIONS |
| | | | | 23 | 9:09 | P | NO SIGNIFICANT CLINICAL OBSERVATIONS |
| | | | | 24 | 8:06 | P | NO SIGNIFICANT CLINICAL OBSERVATIONS |
| | | | | 24 | 9:25 | P | NO SIGNIFICANT CLINICAL OBSERVATIONS |
| | | | | 25 | 7:16 | P | NO SIGNIFICANT CLINICAL OBSERVATIONS |
| | | | | 25 | 9:16 | P | NO SIGNIFICANT CLINICAL OBSERVATIONS |
| | | | | 28 | 9:16 | P | NO SIGNIFICANT CLINICAL OBSERVATIONS |
| | | | | 28 | 11:38 | P | NO SIGNIFICANT CLINICAL OBSERVATIONS |
| | | | | 29 | 7:41 | P | NO SIGNIFICANT CLINICAL OBSERVATIONS |
| | | | | 29 | 9:42 | P | NO SIGNIFICANT CLINICAL OBSERVATIONS |
| | | | | 30 | 7:30 | P | NO SIGNIFICANT CLINICAL OBSERVATIONS |
| | | | | 30 | 9:22 | P | NO SIGNIFICANT CLINICAL OBSERVATIONS |
| | | | | 31 | 7:49 | P | NO SIGNIFICANT CLINICAL OBSERVATIONS |
| | | | | 31 | 9:02 | P | NO SIGNIFICANT CLINICAL OBSERVATIONS |
| | | | | 32 | 7:25 | P | NO SIGNIFICANT CLINICAL OBSERVATIONS |
| | | | | 32 | 8:58 | P | NO SIGNIFICANT CLINICAL OBSERVATIONS |
| | | | | 35 | 9:13 | P | NO SIGNIFICANT CLINICAL OBSERVATIONS |
| | | | | 35 | 10:58 | P | NO SIGNIFICANT CLINICAL OBSERVATIONS |
| | | | | 36 | 8:27 | P | NO SIGNIFICANT CLINICAL OBSERVATIONS |
| | | | | 36 | 10:14 | P | NO SIGNIFICANT CLINICAL OBSERVATIONS |

GRADE CODE: 1 - SLIGHT 2 - MODERATE 3 - SEVERE P - PRESENT

STUDY DAYS: 0 THROUGH 89

| ANIMAL | SEX | GROUP | CATEGORY | STUDY DAY | TIME | GRADE | OBSERVATIONS |
|---|---|---|---|---|---|---|---|
| 10420 | M | 0 MG/KG/DAY | NORMAL | 37 | 8:25 | P | NO SIGNIFICANT CLINICAL OBSERVATIONS |
| | | | | 37 | 10:03 | P | NO SIGNIFICANT CLINICAL OBSERVATIONS |
| | | | | 38 | 8:20 | P | NO SIGNIFICANT CLINICAL OBSERVATIONS |
| | | | | 38 | 10:06 | P | NO SIGNIFICANT CLINICAL OBSERVATIONS |
| | | | | 39 | 7:11 | P | NO SIGNIFICANT CLINICAL OBSERVATIONS |
| | | | | 39 | 9:11 | P | NO SIGNIFICANT CLINICAL OBSERVATIONS |
| | | | | 42 | 10:31 | P | NO SIGNIFICANT CLINICAL OBSERVATIONS |
| | | | | 43 | 8:25 | P | NO SIGNIFICANT CLINICAL OBSERVATIONS |
| | | | | 43 | 10:11 | P | NO SIGNIFICANT CLINICAL OBSERVATIONS |
| | | | | 44 | 7:57 | P | NO SIGNIFICANT CLINICAL OBSERVATIONS |
| | | | | 44 | 9:42 | P | NO SIGNIFICANT CLINICAL OBSERVATIONS |
| | | | | 45 | 8:23 | P | NO SIGNIFICANT CLINICAL OBSERVATIONS |
| | | | | 45 | 9:50 | P | NO SIGNIFICANT CLINICAL OBSERVATIONS |
| | | | | 46 | 6:51 | P | NO SIGNIFICANT CLINICAL OBSERVATIONS |
| | | | | 46 | 8:47 | P | NO SIGNIFICANT CLINICAL OBSERVATIONS |
| | | | | 49 | 9:26 | P | NO SIGNIFICANT CLINICAL OBSERVATIONS |
| | | | | 49 | 12:00 | P | NO SIGNIFICANT CLINICAL OBSERVATIONS |
| | | | | 50 | 8:29 | P | NO SIGNIFICANT CLINICAL OBSERVATIONS |
| | | | | 50 | 10:45 | P | NO SIGNIFICANT CLINICAL OBSERVATIONS |
| | | | | 51 | 7:53 | P | NO SIGNIFICANT CLINICAL OBSERVATIONS |
| | | | | 51 | 9:50 | P | NO SIGNIFICANT CLINICAL OBSERVATIONS |
| | | | | 52 | 9:09 | P | NO SIGNIFICANT CLINICAL OBSERVATIONS |
| | | | | 52 | 11:29 | P | NO SIGNIFICANT CLINICAL OBSERVATIONS |
| | | | | 53 | 6:53 | P | NO SIGNIFICANT CLINICAL OBSERVATIONS |
| | | | | 53 | 9:02 | P | NO SIGNIFICANT CLINICAL OBSERVATIONS |
| | | | | 56 | 8:55 | P | NO SIGNIFICANT CLINICAL OBSERVATIONS |
| | | | | 56 | 10:54 | P | NO SIGNIFICANT CLINICAL OBSERVATIONS |
| | | | | 57 | 8:57 | P | NO SIGNIFICANT CLINICAL OBSERVATIONS |
| | | | | 57 | 10:24 | P | NO SIGNIFICANT CLINICAL OBSERVATIONS |

GRADE CODE: 1 - SLIGHT 2 - MODERATE 3 - SEVERE P - PRESENT

STUDY DAYS: 0 THROUGH 89

| ANIMAL | SEX | GROUP | CATEGORY | STUDY DAY | TIME | GRADE | OBSERVATIONS |
|---|---|---|---|---|---|---|---|
| 10420 | M | 0 MG/KG/DAY | NORMAL | 58 | 7:33 | P | NO SIGNIFICANT CLINICAL OBSERVATIONS |
| | | | | 58 | 9:21 | P | NO SIGNIFICANT CLINICAL OBSERVATIONS |
| | | | | 59 | 7:21 | P | NO SIGNIFICANT CLINICAL OBSERVATIONS |
| | | | | 59 | 9:02 | P | NO SIGNIFICANT CLINICAL OBSERVATIONS |
| | | | | 60 | 7:33 | P | NO SIGNIFICANT CLINICAL OBSERVATIONS |
| | | | | 60 | 9:41 | P | NO SIGNIFICANT CLINICAL OBSERVATIONS |
| | | | | 63 | 11:57 | P | NO SIGNIFICANT CLINICAL OBSERVATIONS |
| | | | | 63 | 14:14 | P | NO SIGNIFICANT CLINICAL OBSERVATIONS |
| | | | | 64 | 8:36 | P | NO SIGNIFICANT CLINICAL OBSERVATIONS |
| | | | | 64 | 10:10 | P | NO SIGNIFICANT CLINICAL OBSERVATIONS |
| | | | | 65 | 8:44 | P | NO SIGNIFICANT CLINICAL OBSERVATIONS |
| | | | | 65 | 10:51 | P | NO SIGNIFICANT CLINICAL OBSERVATIONS |
| | | | | 66 | 8:18 | P | NO SIGNIFICANT CLINICAL OBSERVATIONS |
| | | | | 66 | 9:44 | P | NO SIGNIFICANT CLINICAL OBSERVATIONS |
| | | | | 67 | 7:26 | P | NO SIGNIFICANT CLINICAL OBSERVATIONS |
| | | | | 67 | 9:05 | P | NO SIGNIFICANT CLINICAL OBSERVATIONS |
| | | | | 70 | 7:58 | P | NO SIGNIFICANT CLINICAL OBSERVATIONS |
| | | | | 70 | 10:43 | P | NO SIGNIFICANT CLINICAL OBSERVATIONS |
| | | | | 71 | 8:08 | P | NO SIGNIFICANT CLINICAL OBSERVATIONS |
| | | | | 71 | 9:36 | P | NO SIGNIFICANT CLINICAL OBSERVATIONS |
| | | | | 72 | 7:25 | P | NO SIGNIFICANT CLINICAL OBSERVATIONS |
| | | | | 72 | 9:01 | P | NO SIGNIFICANT CLINICAL OBSERVATIONS |
| | | | | 73 | 7:25 | P | NO SIGNIFICANT CLINICAL OBSERVATIONS |
| | | | | 73 | 9:11 | P | NO SIGNIFICANT CLINICAL OBSERVATIONS |
| | | | | 74 | 7:13 | P | NO SIGNIFICANT CLINICAL OBSERVATIONS |
| | | | | 74 | 9:09 | P | NO SIGNIFICANT CLINICAL OBSERVATIONS |
| | | | | 77 | 8:14 | P | NO SIGNIFICANT CLINICAL OBSERVATIONS |
| | | | | 77 | 11:08 | P | NO SIGNIFICANT CLINICAL OBSERVATIONS |
| | | | | 78 | 9:33 | P | NO SIGNIFICANT CLINICAL OBSERVATIONS |

GRADE CODE: 1 - SLIGHT 2 - MODERATE 3 - SEVERE P - PRESENT

STUDY DAYS: 0 THROUGH 89

| ANIMAL | SEX | GROUP | CATEGORY | STUDY DAY | TIME | GRADE | OBSERVATIONS |
|---|---|---|---|---|---|---|---|
| 10420 | M | 0 MG/KG/DAY | NORMAL | 78 | 11:24 | P | NO SIGNIFICANT CLINICAL OBSERVATIONS |
| | | | | 79 | 7:15 | P | NO SIGNIFICANT CLINICAL OBSERVATIONS |
| | | | | 79 | 8:51 | P | NO SIGNIFICANT CLINICAL OBSERVATIONS |
| | | | | 80 | 8:48 | P | NO SIGNIFICANT CLINICAL OBSERVATIONS |
| | | | | 80 | 10:31 | P | NO SIGNIFICANT CLINICAL OBSERVATIONS |
| | | | | 81 | 7:28 | P | NO SIGNIFICANT CLINICAL OBSERVATIONS |
| | | | | 81 | 9:18 | P | NO SIGNIFICANT CLINICAL OBSERVATIONS |
| | | | | 84 | 8:58 | P | NO SIGNIFICANT CLINICAL OBSERVATIONS |
| | | | | 84 | 10:48 | P | NO SIGNIFICANT CLINICAL OBSERVATIONS |
| | | | | 85 | 7:31 | P | NO SIGNIFICANT CLINICAL OBSERVATIONS |
| | | | | 85 | 9:35 | P | NO SIGNIFICANT CLINICAL OBSERVATIONS |
| | | | | 86 | 7:22 | P | NO SIGNIFICANT CLINICAL OBSERVATIONS |
| | | | | 86 | 9:22 | P | NO SIGNIFICANT CLINICAL OBSERVATIONS |
| | | | | 87 | 8:43 | P | NO SIGNIFICANT CLINICAL OBSERVATIONS |
| | | | | 87 | 10:31 | P | NO SIGNIFICANT CLINICAL OBSERVATIONS |
| | | | | 88 | 6:45 | P | NO SIGNIFICANT CLINICAL OBSERVATIONS |
| | | | | 88 | 9:10 | P | NO SIGNIFICANT CLINICAL OBSERVATIONS |
| 10432 | M | 0 MG/KG/DAY | NORMAL | 0 | 10:06 | P | NO SIGNIFICANT CLINICAL OBSERVATIONS |
| | | | | 0 | 12:45 | P | NO SIGNIFICANT CLINICAL OBSERVATIONS |
| | | | | 1 | 7:41 | P | NO SIGNIFICANT CLINICAL OBSERVATIONS |
| | | | | 1 | 9:27 | P | NO SIGNIFICANT CLINICAL OBSERVATIONS |
| | | | | 2 | 9:12 | P | NO SIGNIFICANT CLINICAL OBSERVATIONS |
| | | | | 2 | 10:40 | P | NO SIGNIFICANT CLINICAL OBSERVATIONS |
| | | | | 3 | 9:13 | P | NO SIGNIFICANT CLINICAL OBSERVATIONS |
| | | | | 3 | 11:08 | P | NO SIGNIFICANT CLINICAL OBSERVATIONS |
| | | | | 4 | 6:55 | P | NO SIGNIFICANT CLINICAL OBSERVATIONS |
| | | | | 4 | 8:48 | P | NO SIGNIFICANT CLINICAL OBSERVATIONS |
| | | | | 7 | 9:23 | P | NO SIGNIFICANT CLINICAL OBSERVATIONS |
| | | | | 7 | 11:40 | P | NO SIGNIFICANT CLINICAL OBSERVATIONS |

GRADE CODE: 1 - SLIGHT 2 - MODERATE 3 - SEVERE P - PRESENT

STUDY DAYS: 0 THROUGH 89

| ANIMAL | SEX | GROUP | CATEGORY | STUDY DAY | TIME | GRADE | OBSERVATIONS |
|---|---|---|---|---|---|---|---|
| 10432 | M | 0 MG/KG/DAY | NORMAL | 8 | 8:34 | P | NO SIGNIFICANT CLINICAL OBSERVATIONS |
| | | | | 8 | 10:33 | P | NO SIGNIFICANT CLINICAL OBSERVATIONS |
| | | | | 9 | 9:32 | P | NO SIGNIFICANT CLINICAL OBSERVATIONS |
| | | | | 9 | 11:18 | P | NO SIGNIFICANT CLINICAL OBSERVATIONS |
| | | | | 10 | 8:39 | P | NO SIGNIFICANT CLINICAL OBSERVATIONS |
| | | | | 10 | 10:14 | P | NO SIGNIFICANT CLINICAL OBSERVATIONS |
| | | | | 14 | 9:22 | P | NO SIGNIFICANT CLINICAL OBSERVATIONS |
| | | | | 14 | 12:04 | P | NO SIGNIFICANT CLINICAL OBSERVATIONS |
| | | | | 15 | 9:01 | P | NO SIGNIFICANT CLINICAL OBSERVATIONS |
| | | | | 15 | 10:36 | P | NO SIGNIFICANT CLINICAL OBSERVATIONS |
| | | | | 16 | 8:32 | P | NO SIGNIFICANT CLINICAL OBSERVATIONS |
| | | | | 16 | 10:02 | P | NO SIGNIFICANT CLINICAL OBSERVATIONS |
| | | | | 17 | 8:44 | P | NO SIGNIFICANT CLINICAL OBSERVATIONS |
| | | | | 17 | 10:24 | P | NO SIGNIFICANT CLINICAL OBSERVATIONS |
| | | | | 18 | 6:46 | P | NO SIGNIFICANT CLINICAL OBSERVATIONS |
| | | | | 18 | 8:34 | P | NO SIGNIFICANT CLINICAL OBSERVATIONS |
| | | | | 21 | 9:16 | P | NO SIGNIFICANT CLINICAL OBSERVATIONS |
| | | | | 21 | 11:27 | P | NO SIGNIFICANT CLINICAL OBSERVATIONS |
| | | | | 22 | 7:30 | P | NO SIGNIFICANT CLINICAL OBSERVATIONS |
| | | | | 22 | 9:32 | P | NO SIGNIFICANT CLINICAL OBSERVATIONS |
| | | | | 23 | 7:20 | P | NO SIGNIFICANT CLINICAL OBSERVATIONS |
| | | | | 23 | 9:10 | P | NO SIGNIFICANT CLINICAL OBSERVATIONS |
| | | | | 24 | 8:07 | P | NO SIGNIFICANT CLINICAL OBSERVATIONS |
| | | | | 24 | 9:25 | P | NO SIGNIFICANT CLINICAL OBSERVATIONS |
| | | | | 25 | 7:16 | P | NO SIGNIFICANT CLINICAL OBSERVATIONS |
| | | | | 25 | 9:16 | P | NO SIGNIFICANT CLINICAL OBSERVATIONS |
| | | | | 28 | 9:16 | P | NO SIGNIFICANT CLINICAL OBSERVATIONS |
| | | | | 28 | 11:38 | P | NO SIGNIFICANT CLINICAL OBSERVATIONS |
| | | | | 29 | 7:42 | P | NO SIGNIFICANT CLINICAL OBSERVATIONS |

GRADE CODE: 1 - SLIGHT 2 - MODERATE 3 - SEVERE P - PRESENT

TABLE A3 (DOSING DAY OBSERVATIONS)
A 90-DAY DERMAL STUDY UTILIZING CLARIFIED OILS IN RATS
INDIVIDUAL CLINICAL OBSERVATIONS



STUDY DAYS: 0 THROUGH 89

| ANIMAL | SEX | GROUP | CATEGORY | STUDY DAY | TIME | GRADE | OBSERVATIONS |
|---|---|---|---|---|---|---|---|
| 10432 | M | 0 MG/KG/DAY | NORMAL | 29 | 9:42 | P | NO SIGNIFICANT CLINICAL OBSERVATIONS |
| | | | | 30 | 7:30 | P | NO SIGNIFICANT CLINICAL OBSERVATIONS |
| | | | | 30 | 9:22 | P | NO SIGNIFICANT CLINICAL OBSERVATIONS |
| | | | | 31 | 7:49 | P | NO SIGNIFICANT CLINICAL OBSERVATIONS |
| | | | | 31 | 9:02 | P | NO SIGNIFICANT CLINICAL OBSERVATIONS |
| | | | | 32 | 7:25 | P | NO SIGNIFICANT CLINICAL OBSERVATIONS |
| | | | | 32 | 8:58 | P | NO SIGNIFICANT CLINICAL OBSERVATIONS |
| | | | | 35 | 9:13 | P | NO SIGNIFICANT CLINICAL OBSERVATIONS |
| | | | | 35 | 10:58 | P | NO SIGNIFICANT CLINICAL OBSERVATIONS |
| | | | | 36 | 8:27 | P | NO SIGNIFICANT CLINICAL OBSERVATIONS |
| | | | | 36 | 10:14 | P | NO SIGNIFICANT CLINICAL OBSERVATIONS |
| | | | | 37 | 8:25 | P | NO SIGNIFICANT CLINICAL OBSERVATIONS |
| | | | | 37 | 10:04 | P | NO SIGNIFICANT CLINICAL OBSERVATIONS |
| | | | | 38 | 8:20 | P | NO SIGNIFICANT CLINICAL OBSERVATIONS |
| | | | | 38 | 10:06 | P | NO SIGNIFICANT CLINICAL OBSERVATIONS |
| | | | | 39 | 7:11 | P | NO SIGNIFICANT CLINICAL OBSERVATIONS |
| | | | | 39 | 9:11 | P | NO SIGNIFICANT CLINICAL OBSERVATIONS |
| | | | | 42 | 10:31 | P | NO SIGNIFICANT CLINICAL OBSERVATIONS |
| | | | | 43 | 8:25 | P | NO SIGNIFICANT CLINICAL OBSERVATIONS |
| | | | | 43 | 10:11 | P | NO SIGNIFICANT CLINICAL OBSERVATIONS |
| | | | | 44 | 7:58 | P | NO SIGNIFICANT CLINICAL OBSERVATIONS |
| | | | | 44 | 9:42 | P | NO SIGNIFICANT CLINICAL OBSERVATIONS |
| | | | | 45 | 8:23 | P | NO SIGNIFICANT CLINICAL OBSERVATIONS |
| | | | | 45 | 9:50 | P | NO SIGNIFICANT CLINICAL OBSERVATIONS |
| | | | | 46 | 6:51 | P | NO SIGNIFICANT CLINICAL OBSERVATIONS |
| | | | | 46 | 8:48 | P | NO SIGNIFICANT CLINICAL OBSERVATIONS |
| | | | | 49 | 9:26 | P | NO SIGNIFICANT CLINICAL OBSERVATIONS |
| | | | | 49 | 12:00 | P | NO SIGNIFICANT CLINICAL OBSERVATIONS |
| | | | | 50 | 8:29 | P | NO SIGNIFICANT CLINICAL OBSERVATIONS |

GRADE CODE: 1 - SLIGHT 2 - MODERATE 3 - SEVERE P - PRESENT

TABLE A3 (DOSING DAY OBSERVATIONS)
A 90-DAY DERMAL STUDY UTILIZING CLARIFIED OILS IN RATS
INDIVIDUAL CLINICAL OBSERVATIONS



STUDY DAYS: 0 THROUGH 89

| ANIMAL | SEX | GROUP | CATEGORY | STUDY DAY | TIME | GRADE | OBSERVATIONS |
|---|---|---|---|---|---|---|---|
| 10432 | M | 0 MG/KG/DAY | NORMAL | 50 | 10:45 | P | NO SIGNIFICANT CLINICAL OBSERVATIONS |
| | | | | 51 | 7:53 | P | NO SIGNIFICANT CLINICAL OBSERVATIONS |
| | | | | 51 | 9:50 | P | NO SIGNIFICANT CLINICAL OBSERVATIONS |
| | | | | 52 | 9:09 | P | NO SIGNIFICANT CLINICAL OBSERVATIONS |
| | | | | 52 | 11:29 | P | NO SIGNIFICANT CLINICAL OBSERVATIONS |
| | | | | 53 | 6:53 | P | NO SIGNIFICANT CLINICAL OBSERVATIONS |
| | | | | 53 | 9:02 | P | NO SIGNIFICANT CLINICAL OBSERVATIONS |
| | | | | 56 | 8:55 | P | NO SIGNIFICANT CLINICAL OBSERVATIONS |
| | | | | 56 | 10:54 | P | NO SIGNIFICANT CLINICAL OBSERVATIONS |
| | | | | 57 | 8:58 | P | NO SIGNIFICANT CLINICAL OBSERVATIONS |
| | | | | 57 | 10:24 | P | NO SIGNIFICANT CLINICAL OBSERVATIONS |
| | | | | 58 | 7:33 | P | NO SIGNIFICANT CLINICAL OBSERVATIONS |
| | | | | 58 | 9:21 | P | NO SIGNIFICANT CLINICAL OBSERVATIONS |
| | | | | 59 | 7:21 | P | NO SIGNIFICANT CLINICAL OBSERVATIONS |
| | | | | 59 | 9:02 | P | NO SIGNIFICANT CLINICAL OBSERVATIONS |
| | | | | 60 | 7:33 | P | NO SIGNIFICANT CLINICAL OBSERVATIONS |
| | | | | 60 | 9:41 | P | NO SIGNIFICANT CLINICAL OBSERVATIONS |
| | | | | 63 | 11:57 | P | NO SIGNIFICANT CLINICAL OBSERVATIONS |
| | | | | 63 | 14:14 | P | NO SIGNIFICANT CLINICAL OBSERVATIONS |
| | | | | 64 | 8:36 | P | NO SIGNIFICANT CLINICAL OBSERVATIONS |
| | | | | 64 | 10:10 | P | NO SIGNIFICANT CLINICAL OBSERVATIONS |
| | | | | 65 | 8:44 | P | NO SIGNIFICANT CLINICAL OBSERVATIONS |
| | | | | 65 | 10:51 | P | NO SIGNIFICANT CLINICAL OBSERVATIONS |
| | | | | 66 | 8:18 | P | NO SIGNIFICANT CLINICAL OBSERVATIONS |
| | | | | 66 | 9:44 | P | NO SIGNIFICANT CLINICAL OBSERVATIONS |
| | | | | 67 | 7:26 | P | NO SIGNIFICANT CLINICAL OBSERVATIONS |
| | | | | 67 | 9:05 | P | NO SIGNIFICANT CLINICAL OBSERVATIONS |
| | | | | 70 | 7:59 | P | NO SIGNIFICANT CLINICAL OBSERVATIONS |
| | | | | 70 | 10:44 | P | NO SIGNIFICANT CLINICAL OBSERVATIONS |

GRADE CODE: 1 - SLIGHT 2 - MODERATE 3 - SEVERE P - PRESENT

STUDY DAYS: 0 THROUGH 89

| ANIMAL | SEX | GROUP | CATEGORY | STUDY DAY | TIME | GRADE | OBSERVATIONS |
|---|---|---|---|---|---|---|---|
| 10432 | M | 0 MG/KG/DAY | NORMAL | 71 | 8:08 | P | NO SIGNIFICANT CLINICAL OBSERVATIONS |
| | | | | 71 | 9:37 | P | NO SIGNIFICANT CLINICAL OBSERVATIONS |
| | | | | 72 | 7:25 | P | NO SIGNIFICANT CLINICAL OBSERVATIONS |
| | | | | 72 | 9:01 | P | NO SIGNIFICANT CLINICAL OBSERVATIONS |
| | | | | 73 | 7:25 | P | NO SIGNIFICANT CLINICAL OBSERVATIONS |
| | | | | 73 | 9:11 | P | NO SIGNIFICANT CLINICAL OBSERVATIONS |
| | | | | 74 | 7:13 | P | NO SIGNIFICANT CLINICAL OBSERVATIONS |
| | | | | 74 | 9:09 | P | NO SIGNIFICANT CLINICAL OBSERVATIONS |
| | | | | 77 | 8:15 | P | NO SIGNIFICANT CLINICAL OBSERVATIONS |
| | | | | 77 | 11:08 | P | NO SIGNIFICANT CLINICAL OBSERVATIONS |
| | | | | 78 | 9:33 | P | NO SIGNIFICANT CLINICAL OBSERVATIONS |
| | | | | 78 | 11:25 | P | NO SIGNIFICANT CLINICAL OBSERVATIONS |
| | | | | 79 | 7:15 | P | NO SIGNIFICANT CLINICAL OBSERVATIONS |
| | | | | 79 | 8:51 | P | NO SIGNIFICANT CLINICAL OBSERVATIONS |
| | | | | 80 | 8:48 | P | NO SIGNIFICANT CLINICAL OBSERVATIONS |
| | | | | 80 | 10:32 | P | NO SIGNIFICANT CLINICAL OBSERVATIONS |
| | | | | 81 | 7:29 | P | NO SIGNIFICANT CLINICAL OBSERVATIONS |
| | | | | 81 | 9:18 | P | NO SIGNIFICANT CLINICAL OBSERVATIONS |
| | | | | 84 | 8:58 | P | NO SIGNIFICANT CLINICAL OBSERVATIONS |
| | | | | 84 | 10:48 | P | NO SIGNIFICANT CLINICAL OBSERVATIONS |
| | | | | 85 | 7:31 | P | NO SIGNIFICANT CLINICAL OBSERVATIONS |
| | | | | 85 | 9:35 | P | NO SIGNIFICANT CLINICAL OBSERVATIONS |
| | | | | 86 | 7:22 | P | NO SIGNIFICANT CLINICAL OBSERVATIONS |
| | | | | 86 | 9:22 | P | NO SIGNIFICANT CLINICAL OBSERVATIONS |
| | | | | 87 | 8:43 | P | NO SIGNIFICANT CLINICAL OBSERVATIONS |
| | | | | 87 | 10:31 | P | NO SIGNIFICANT CLINICAL OBSERVATIONS |
| | | | | 88 | 6:45 | P | NO SIGNIFICANT CLINICAL OBSERVATIONS |
| | | | | 88 | 9:10 | P | NO SIGNIFICANT CLINICAL OBSERVATIONS |
| 10438 | M | 0 MG/KG/DAY | NORMAL | 0 | 10:06 | P | NO SIGNIFICANT CLINICAL OBSERVATIONS |

GRADE CODE: 1 - SLIGHT 2 - MODERATE 3 - SEVERE P - PRESENT

STUDY DAYS: 0 THROUGH 89

| ANIMAL | SEX | GROUP | CATEGORY | STUDY DAY | TIME | GRADE | OBSERVATIONS |
|---|---|---|---|---|---|---|---|
| 10438 | M | 0 MG/KG/DAY | NORMAL | 0 | 12:45 | P | NO SIGNIFICANT CLINICAL OBSERVATIONS |
| | | | | 1 | 7:41 | P | NO SIGNIFICANT CLINICAL OBSERVATIONS |
| | | | | 1 | 9:27 | P | NO SIGNIFICANT CLINICAL OBSERVATIONS |
| | | | | 2 | 9:12 | P | NO SIGNIFICANT CLINICAL OBSERVATIONS |
| | | | | 2 | 10:40 | P | NO SIGNIFICANT CLINICAL OBSERVATIONS |
| | | | | 3 | 9:13 | P | NO SIGNIFICANT CLINICAL OBSERVATIONS |
| | | | | 3 | 11:09 | P | NO SIGNIFICANT CLINICAL OBSERVATIONS |
| | | | | 4 | 6:55 | P | NO SIGNIFICANT CLINICAL OBSERVATIONS |
| | | | | 4 | 8:48 | P | NO SIGNIFICANT CLINICAL OBSERVATIONS |
| | | | | 7 | 9:23 | P | NO SIGNIFICANT CLINICAL OBSERVATIONS |
| | | | | 7 | 11:40 | P | NO SIGNIFICANT CLINICAL OBSERVATIONS |
| | | | | 8 | 8:34 | P | NO SIGNIFICANT CLINICAL OBSERVATIONS |
| | | | | 8 | 10:33 | P | NO SIGNIFICANT CLINICAL OBSERVATIONS |
| | | | | 9 | 9:32 | P | NO SIGNIFICANT CLINICAL OBSERVATIONS |
| | | | | 9 | 11:18 | P | NO SIGNIFICANT CLINICAL OBSERVATIONS |
| | | | | 10 | 8:40 | P | NO SIGNIFICANT CLINICAL OBSERVATIONS |
| | | | | 10 | 10:14 | P | NO SIGNIFICANT CLINICAL OBSERVATIONS |
| | | | | 14 | 9:22 | P | NO SIGNIFICANT CLINICAL OBSERVATIONS |
| | | | | 14 | 12:04 | P | NO SIGNIFICANT CLINICAL OBSERVATIONS |
| | | | | 15 | 9:02 | P | NO SIGNIFICANT CLINICAL OBSERVATIONS |
| | | | | 15 | 10:36 | P | NO SIGNIFICANT CLINICAL OBSERVATIONS |
| | | | | 16 | 8:32 | P | NO SIGNIFICANT CLINICAL OBSERVATIONS |
| | | | | 16 | 10:02 | P | NO SIGNIFICANT CLINICAL OBSERVATIONS |
| | | | | 17 | 8:44 | P | NO SIGNIFICANT CLINICAL OBSERVATIONS |
| | | | | 17 | 10:24 | P | NO SIGNIFICANT CLINICAL OBSERVATIONS |
| | | | | 18 | 6:46 | P | NO SIGNIFICANT CLINICAL OBSERVATIONS |
| | | | | 18 | 8:34 | P | NO SIGNIFICANT CLINICAL OBSERVATIONS |
| | | | | 21 | 9:16 | P | NO SIGNIFICANT CLINICAL OBSERVATIONS |
| | | | | 21 | 11:27 | P | NO SIGNIFICANT CLINICAL OBSERVATIONS |

GRADE CODE: 1 - SLIGHT 2 - MODERATE 3 - SEVERE P - PRESENT

STUDY DAYS: 0 THROUGH 89

| ANIMAL | SEX | GROUP | CATEGORY | STUDY DAY | TIME | GRADE | OBSERVATIONS |
|---|---|---|---|---|---|---|---|
| 10438 | M | 0 MG/KG/DAY | NORMAL | 22 | 7:30 | P | NO SIGNIFICANT CLINICAL OBSERVATIONS |
| | | | | 22 | 9:32 | P | NO SIGNIFICANT CLINICAL OBSERVATIONS |
| | | | | 23 | 7:20 | P | NO SIGNIFICANT CLINICAL OBSERVATIONS |
| | | | | 23 | 9:10 | P | NO SIGNIFICANT CLINICAL OBSERVATIONS |
| | | | | 24 | 8:07 | P | NO SIGNIFICANT CLINICAL OBSERVATIONS |
| | | | | 24 | 9:25 | P | NO SIGNIFICANT CLINICAL OBSERVATIONS |
| | | | | 25 | 7:16 | P | NO SIGNIFICANT CLINICAL OBSERVATIONS |
| | | | | 25 | 9:17 | P | NO SIGNIFICANT CLINICAL OBSERVATIONS |
| | | | | 28 | 9:16 | P | NO SIGNIFICANT CLINICAL OBSERVATIONS |
| | | | | 28 | 11:38 | P | NO SIGNIFICANT CLINICAL OBSERVATIONS |
| | | | | 29 | 7:42 | P | NO SIGNIFICANT CLINICAL OBSERVATIONS |
| | | | | 29 | 9:42 | P | NO SIGNIFICANT CLINICAL OBSERVATIONS |
| | | | | 30 | 7:30 | P | NO SIGNIFICANT CLINICAL OBSERVATIONS |
| | | | | 30 | 9:22 | P | NO SIGNIFICANT CLINICAL OBSERVATIONS |
| | | | | 31 | 7:49 | P | NO SIGNIFICANT CLINICAL OBSERVATIONS |
| | | | | 31 | 9:03 | P | NO SIGNIFICANT CLINICAL OBSERVATIONS |
| | | | | 32 | 7:25 | P | NO SIGNIFICANT CLINICAL OBSERVATIONS |
| | | | | 32 | 8:58 | P | NO SIGNIFICANT CLINICAL OBSERVATIONS |
| | | | | 35 | 9:13 | P | NO SIGNIFICANT CLINICAL OBSERVATIONS |
| | | | | 35 | 10:58 | P | NO SIGNIFICANT CLINICAL OBSERVATIONS |
| | | | | 36 | 8:27 | P | NO SIGNIFICANT CLINICAL OBSERVATIONS |
| | | | | 36 | 10:14 | P | NO SIGNIFICANT CLINICAL OBSERVATIONS |
| | | | | 37 | 8:25 | P | NO SIGNIFICANT CLINICAL OBSERVATIONS |
| | | | | 37 | 10:04 | P | NO SIGNIFICANT CLINICAL OBSERVATIONS |
| | | | | 38 | 8:21 | P | NO SIGNIFICANT CLINICAL OBSERVATIONS |
| | | | | 38 | 10:07 | P | NO SIGNIFICANT CLINICAL OBSERVATIONS |
| | | | | 39 | 7:11 | P | NO SIGNIFICANT CLINICAL OBSERVATIONS |
| | | | | 39 | 9:11 | P | NO SIGNIFICANT CLINICAL OBSERVATIONS |
| | | | | 42 | 10:31 | P | NO SIGNIFICANT CLINICAL OBSERVATIONS |

GRADE CODE: 1 - SLIGHT 2 - MODERATE 3 - SEVERE P - PRESENT

STUDY DAYS: 0 THROUGH 89

| ANIMAL | SEX | GROUP | CATEGORY | STUDY DAY | TIME | GRADE | OBSERVATIONS |
|---|---|---|---|---|---|---|---|
| 10438 | M | 0 MG/KG/DAY | NORMAL | 43 | 8:25 | P | NO SIGNIFICANT CLINICAL OBSERVATIONS |
| | | | | 43 | 10:11 | P | NO SIGNIFICANT CLINICAL OBSERVATIONS |
| | | | | 44 | 7:58 | P | NO SIGNIFICANT CLINICAL OBSERVATIONS |
| | | | | 44 | 9:42 | P | NO SIGNIFICANT CLINICAL OBSERVATIONS |
| | | | | 45 | 8:23 | P | NO SIGNIFICANT CLINICAL OBSERVATIONS |
| | | | | 45 | 9:50 | P | NO SIGNIFICANT CLINICAL OBSERVATIONS |
| | | | | 46 | 6:51 | P | NO SIGNIFICANT CLINICAL OBSERVATIONS |
| | | | | 46 | 8:48 | P | NO SIGNIFICANT CLINICAL OBSERVATIONS |
| | | | | 49 | 9:26 | P | NO SIGNIFICANT CLINICAL OBSERVATIONS |
| | | | | 49 | 12:00 | P | NO SIGNIFICANT CLINICAL OBSERVATIONS |
| | | | | 50 | 8:29 | P | NO SIGNIFICANT CLINICAL OBSERVATIONS |
| | | | | 50 | 10:45 | P | NO SIGNIFICANT CLINICAL OBSERVATIONS |
| | | | | 51 | 7:53 | P | NO SIGNIFICANT CLINICAL OBSERVATIONS |
| | | | | 51 | 9:50 | P | NO SIGNIFICANT CLINICAL OBSERVATIONS |
| | | | | 52 | 9:10 | P | NO SIGNIFICANT CLINICAL OBSERVATIONS |
| | | | | 52 | 11:29 | P | NO SIGNIFICANT CLINICAL OBSERVATIONS |
| | | | | 53 | 6:53 | P | NO SIGNIFICANT CLINICAL OBSERVATIONS |
| | | | | 53 | 9:02 | P | NO SIGNIFICANT CLINICAL OBSERVATIONS |
| | | | | 56 | 8:56 | P | NO SIGNIFICANT CLINICAL OBSERVATIONS |
| | | | | 56 | 10:54 | P | NO SIGNIFICANT CLINICAL OBSERVATIONS |
| | | | | 57 | 8:58 | P | NO SIGNIFICANT CLINICAL OBSERVATIONS |
| | | | | 57 | 10:24 | P | NO SIGNIFICANT CLINICAL OBSERVATIONS |
| | | | | 58 | 7:33 | P | NO SIGNIFICANT CLINICAL OBSERVATIONS |
| | | | | 58 | 9:21 | P | NO SIGNIFICANT CLINICAL OBSERVATIONS |
| | | | | 59 | 7:21 | P | NO SIGNIFICANT CLINICAL OBSERVATIONS |
| | | | | 59 | 9:02 | P | NO SIGNIFICANT CLINICAL OBSERVATIONS |
| | | | | 60 | 7:34 | P | NO SIGNIFICANT CLINICAL OBSERVATIONS |
| | | | | 60 | 9:41 | P | NO SIGNIFICANT CLINICAL OBSERVATIONS |
| | | | | 63 | 11:57 | P | NO SIGNIFICANT CLINICAL OBSERVATIONS |

GRADE CODE: 1 - SLIGHT 2 - MODERATE 3 - SEVERE P - PRESENT

STUDY DAYS: 0 THROUGH 89

| ANIMAL | SEX | GROUP | CATEGORY | STUDY DAY | TIME | GRADE | OBSERVATIONS |
|---|---|---|---|---|---|---|---|
| 10438 | M | 0 MG/KG/DAY | NORMAL | 63 | 14:14 | P | NO SIGNIFICANT CLINICAL OBSERVATIONS |
| | | | | 64 | 8:36 | P | NO SIGNIFICANT CLINICAL OBSERVATIONS |
| | | | | 64 | 10:11 | P | NO SIGNIFICANT CLINICAL OBSERVATIONS |
| | | | | 65 | 8:44 | P | NO SIGNIFICANT CLINICAL OBSERVATIONS |
| | | | | 65 | 10:51 | P | NO SIGNIFICANT CLINICAL OBSERVATIONS |
| | | | | 66 | 8:18 | P | NO SIGNIFICANT CLINICAL OBSERVATIONS |
| | | | | 66 | 9:44 | P | NO SIGNIFICANT CLINICAL OBSERVATIONS |
| | | | | 67 | 7:27 | P | NO SIGNIFICANT CLINICAL OBSERVATIONS |
| | | | | 67 | 9:05 | P | NO SIGNIFICANT CLINICAL OBSERVATIONS |
| | | | | 70 | 7:59 | P | NO SIGNIFICANT CLINICAL OBSERVATIONS |
| | | | | 70 | 10:44 | P | NO SIGNIFICANT CLINICAL OBSERVATIONS |
| | | | | 71 | 8:09 | P | NO SIGNIFICANT CLINICAL OBSERVATIONS |
| | | | | 71 | 9:37 | P | NO SIGNIFICANT CLINICAL OBSERVATIONS |
| | | | | 72 | 7:25 | P | NO SIGNIFICANT CLINICAL OBSERVATIONS |
| | | | | 72 | 9:01 | P | NO SIGNIFICANT CLINICAL OBSERVATIONS |
| | | | | 73 | 7:25 | P | NO SIGNIFICANT CLINICAL OBSERVATIONS |
| | | | | 73 | 9:11 | P | NO SIGNIFICANT CLINICAL OBSERVATIONS |
| | | | | 74 | 7:13 | P | NO SIGNIFICANT CLINICAL OBSERVATIONS |
| | | | | 74 | 9:09 | P | NO SIGNIFICANT CLINICAL OBSERVATIONS |
| | | | | 77 | 8:15 | P | NO SIGNIFICANT CLINICAL OBSERVATIONS |
| | | | | 77 | 11:08 | P | NO SIGNIFICANT CLINICAL OBSERVATIONS |
| | | | | 78 | 11:25 | P | NO SIGNIFICANT CLINICAL OBSERVATIONS |
| | | | | 79 | 7:16 | P | NO SIGNIFICANT CLINICAL OBSERVATIONS |
| | | | | 79 | 8:51 | P | NO SIGNIFICANT CLINICAL OBSERVATIONS |
| | | | | 80 | 8:48 | P | NO SIGNIFICANT CLINICAL OBSERVATIONS |
| | | | | 80 | 10:32 | P | NO SIGNIFICANT CLINICAL OBSERVATIONS |
| | | | | 81 | 7:29 | P | NO SIGNIFICANT CLINICAL OBSERVATIONS |
| | | | | 81 | 9:18 | P | NO SIGNIFICANT CLINICAL OBSERVATIONS |
| | | | | 84 | 8:58 | P | NO SIGNIFICANT CLINICAL OBSERVATIONS |

GRADE CODE: 1 - SLIGHT 2 - MODERATE 3 - SEVERE P - PRESENT

STUDY DAYS: 0 THROUGH 89

| ANIMAL | SEX | GROUP | CATEGORY | STUDY DAY | TIME | GRADE | OBSERVATIONS |
|---|---|---|---|---|---|---|---|
| 10438 | M | 0 MG/KG/DAY | NORMAL | 84 | 10:49 | P | NO SIGNIFICANT CLINICAL OBSERVATIONS |
| | | | | 85 | 7:31 | P | NO SIGNIFICANT CLINICAL OBSERVATIONS |
| | | | | 85 | 9:36 | P | NO SIGNIFICANT CLINICAL OBSERVATIONS |
| | | | | 86 | 7:22 | P | NO SIGNIFICANT CLINICAL OBSERVATIONS |
| | | | | 86 | 9:22 | P | NO SIGNIFICANT CLINICAL OBSERVATIONS |
| | | | | 87 | 8:43 | P | NO SIGNIFICANT CLINICAL OBSERVATIONS |
| | | | | 87 | 10:31 | P | NO SIGNIFICANT CLINICAL OBSERVATIONS |
| | | | | 88 | 6:45 | P | NO SIGNIFICANT CLINICAL OBSERVATIONS |
| | | | | 88 | 9:10 | P | NO SIGNIFICANT CLINICAL OBSERVATIONS |
| 10438 | M | 0 MG/KG/DAY | SPECIAL | 78 | 9:33 | P | SWOLLEN FACIAL AREA |
| 10443 | M | 0 MG/KG/DAY | NORMAL | 0 | 10:07 | P | NO SIGNIFICANT CLINICAL OBSERVATIONS |
| | | | | 0 | 12:45 | P | NO SIGNIFICANT CLINICAL OBSERVATIONS |
| | | | | 1 | 7:41 | P | NO SIGNIFICANT CLINICAL OBSERVATIONS |
| | | | | 1 | 9:27 | P | NO SIGNIFICANT CLINICAL OBSERVATIONS |
| | | | | 2 | 9:12 | P | NO SIGNIFICANT CLINICAL OBSERVATIONS |
| | | | | 2 | 10:40 | P | NO SIGNIFICANT CLINICAL OBSERVATIONS |
| | | | | 3 | 9:13 | P | NO SIGNIFICANT CLINICAL OBSERVATIONS |
| | | | | 3 | 11:09 | P | NO SIGNIFICANT CLINICAL OBSERVATIONS |
| | | | | 4 | 6:55 | P | NO SIGNIFICANT CLINICAL OBSERVATIONS |
| | | | | 4 | 8:48 | P | NO SIGNIFICANT CLINICAL OBSERVATIONS |
| | | | | 7 | 9:24 | P | NO SIGNIFICANT CLINICAL OBSERVATIONS |
| | | | | 7 | 11:40 | P | NO SIGNIFICANT CLINICAL OBSERVATIONS |
| | | | | 8 | 8:34 | P | NO SIGNIFICANT CLINICAL OBSERVATIONS |
| | | | | 8 | 10:33 | P | NO SIGNIFICANT CLINICAL OBSERVATIONS |
| | | | | 9 | 9:32 | P | NO SIGNIFICANT CLINICAL OBSERVATIONS |
| | | | | 9 | 11:19 | P | NO SIGNIFICANT CLINICAL OBSERVATIONS |
| | | | | 10 | 8:40 | P | NO SIGNIFICANT CLINICAL OBSERVATIONS |
| | | | | 10 | 10:14 | P | NO SIGNIFICANT CLINICAL OBSERVATIONS |
| | | | | 11 | 6:59 | P | NO SIGNIFICANT CLINICAL OBSERVATIONS |

GRADE CODE: 1 - SLIGHT 2 - MODERATE 3 - SEVERE P - PRESENT

STUDY DAYS: 0 THROUGH 89

| ANIMAL | SEX | GROUP | CATEGORY | STUDY DAY | TIME | GRADE | OBSERVATIONS |
|---|---|---|---|---|---|---|---|
| 10443 | M | 0 MG/KG/DAY | NORMAL | 11 | 9:15 | P | NO SIGNIFICANT CLINICAL OBSERVATIONS |
| | | | | 14 | 9:22 | P | NO SIGNIFICANT CLINICAL OBSERVATIONS |
| | | | | 14 | 12:04 | P | NO SIGNIFICANT CLINICAL OBSERVATIONS |
| | | | | 15 | 9:02 | P | NO SIGNIFICANT CLINICAL OBSERVATIONS |
| | | | | 15 | 10:36 | P | NO SIGNIFICANT CLINICAL OBSERVATIONS |
| | | | | 16 | 8:32 | P | NO SIGNIFICANT CLINICAL OBSERVATIONS |
| | | | | 16 | 10:02 | P | NO SIGNIFICANT CLINICAL OBSERVATIONS |
| | | | | 17 | 8:44 | P | NO SIGNIFICANT CLINICAL OBSERVATIONS |
| | | | | 17 | 10:24 | P | NO SIGNIFICANT CLINICAL OBSERVATIONS |
| | | | | 18 | 6:47 | P | NO SIGNIFICANT CLINICAL OBSERVATIONS |
| | | | | 18 | 8:34 | P | NO SIGNIFICANT CLINICAL OBSERVATIONS |
| | | | | 21 | 9:16 | P | NO SIGNIFICANT CLINICAL OBSERVATIONS |
| | | | | 21 | 11:27 | P | NO SIGNIFICANT CLINICAL OBSERVATIONS |
| | | | | 22 | 7:31 | P | NO SIGNIFICANT CLINICAL OBSERVATIONS |
| | | | | 22 | 9:32 | P | NO SIGNIFICANT CLINICAL OBSERVATIONS |
| | | | | 23 | 7:20 | P | NO SIGNIFICANT CLINICAL OBSERVATIONS |
| | | | | 23 | 9:10 | P | NO SIGNIFICANT CLINICAL OBSERVATIONS |
| | | | | 24 | 8:07 | P | NO SIGNIFICANT CLINICAL OBSERVATIONS |
| | | | | 24 | 9:25 | P | NO SIGNIFICANT CLINICAL OBSERVATIONS |
| | | | | 25 | 7:16 | P | NO SIGNIFICANT CLINICAL OBSERVATIONS |
| | | | | 25 | 9:17 | P | NO SIGNIFICANT CLINICAL OBSERVATIONS |
| | | | | 28 | 9:16 | P | NO SIGNIFICANT CLINICAL OBSERVATIONS |
| | | | | 28 | 11:39 | P | NO SIGNIFICANT CLINICAL OBSERVATIONS |
| | | | | 29 | 7:42 | P | NO SIGNIFICANT CLINICAL OBSERVATIONS |
| | | | | 29 | 9:42 | P | NO SIGNIFICANT CLINICAL OBSERVATIONS |
| | | | | 30 | 7:30 | P | NO SIGNIFICANT CLINICAL OBSERVATIONS |
| | | | | 30 | 9:22 | P | NO SIGNIFICANT CLINICAL OBSERVATIONS |
| | | | | 31 | 7:49 | P | NO SIGNIFICANT CLINICAL OBSERVATIONS |
| | | | | 31 | 9:03 | P | NO SIGNIFICANT CLINICAL OBSERVATIONS |

GRADE CODE: 1 - SLIGHT 2 - MODERATE 3 - SEVERE P - PRESENT

STUDY DAYS: 0 THROUGH 89

| ANIMAL | SEX | GROUP | CATEGORY | STUDY DAY | TIME | GRADE | OBSERVATIONS |
|---|---|---|---|---|---|---|---|
| 10443 | M | 0 MG/KG/DAY | NORMAL | 32 | 7:25 | P | NO SIGNIFICANT CLINICAL OBSERVATIONS |
| | | | | 32 | 8:58 | P | NO SIGNIFICANT CLINICAL OBSERVATIONS |
| | | | | 35 | 9:13 | P | NO SIGNIFICANT CLINICAL OBSERVATIONS |
| | | | | 35 | 10:58 | P | NO SIGNIFICANT CLINICAL OBSERVATIONS |
| | | | | 36 | 8:28 | P | NO SIGNIFICANT CLINICAL OBSERVATIONS |
| | | | | 36 | 10:15 | P | NO SIGNIFICANT CLINICAL OBSERVATIONS |
| | | | | 37 | 8:25 | P | NO SIGNIFICANT CLINICAL OBSERVATIONS |
| | | | | 37 | 10:04 | P | NO SIGNIFICANT CLINICAL OBSERVATIONS |
| | | | | 38 | 8:21 | P | NO SIGNIFICANT CLINICAL OBSERVATIONS |
| | | | | 38 | 10:07 | P | NO SIGNIFICANT CLINICAL OBSERVATIONS |
| | | | | 39 | 7:11 | P | NO SIGNIFICANT CLINICAL OBSERVATIONS |
| | | | | 39 | 9:11 | P | NO SIGNIFICANT CLINICAL OBSERVATIONS |
| | | | | 42 | 10:31 | P | NO SIGNIFICANT CLINICAL OBSERVATIONS |
| | | | | 43 | 8:26 | P | NO SIGNIFICANT CLINICAL OBSERVATIONS |
| | | | | 44 | 7:58 | P | NO SIGNIFICANT CLINICAL OBSERVATIONS |
| | | | | 44 | 9:42 | P | NO SIGNIFICANT CLINICAL OBSERVATIONS |
| | | | | 45 | 8:23 | P | NO SIGNIFICANT CLINICAL OBSERVATIONS |
| | | | | 45 | 9:50 | P | NO SIGNIFICANT CLINICAL OBSERVATIONS |
| | | | | 46 | 6:51 | P | NO SIGNIFICANT CLINICAL OBSERVATIONS |
| | | | | 46 | 8:48 | P | NO SIGNIFICANT CLINICAL OBSERVATIONS |
| | | | | 49 | 9:26 | P | NO SIGNIFICANT CLINICAL OBSERVATIONS |
| | | | | 49 | 12:00 | P | NO SIGNIFICANT CLINICAL OBSERVATIONS |
| | | | | 50 | 8:30 | P | NO SIGNIFICANT CLINICAL OBSERVATIONS |
| | | | | 50 | 10:45 | P | NO SIGNIFICANT CLINICAL OBSERVATIONS |
| | | | | 51 | 7:53 | P | NO SIGNIFICANT CLINICAL OBSERVATIONS |
| | | | | 51 | 9:50 | P | NO SIGNIFICANT CLINICAL OBSERVATIONS |
| | | | | 52 | 9:10 | P | NO SIGNIFICANT CLINICAL OBSERVATIONS |
| | | | | 52 | 11:29 | P | NO SIGNIFICANT CLINICAL OBSERVATIONS |
| | | | | 53 | 6:54 | P | NO SIGNIFICANT CLINICAL OBSERVATIONS |

GRADE CODE: 1 - SLIGHT 2 - MODERATE 3 - SEVERE P - PRESENT

STUDY DAYS: 0 THROUGH 89

| ANIMAL | SEX | GROUP | CATEGORY | STUDY DAY | TIME | GRADE | OBSERVATIONS |
|---|---|---|---|---|---|---|---|
| 10443 | M | 0 MG/KG/DAY | NORMAL | 53 | 9:02 | P | NO SIGNIFICANT CLINICAL OBSERVATIONS |
| | | | | 56 | 8:56 | P | NO SIGNIFICANT CLINICAL OBSERVATIONS |
| | | | | 56 | 10:54 | P | NO SIGNIFICANT CLINICAL OBSERVATIONS |
| | | | | 57 | 8:58 | P | NO SIGNIFICANT CLINICAL OBSERVATIONS |
| | | | | 57 | 10:24 | P | NO SIGNIFICANT CLINICAL OBSERVATIONS |
| | | | | 58 | 7:34 | P | NO SIGNIFICANT CLINICAL OBSERVATIONS |
| | | | | 58 | 9:21 | P | NO SIGNIFICANT CLINICAL OBSERVATIONS |
| | | | | 59 | 7:21 | P | NO SIGNIFICANT CLINICAL OBSERVATIONS |
| | | | | 59 | 9:02 | P | NO SIGNIFICANT CLINICAL OBSERVATIONS |
| | | | | 60 | 7:34 | P | NO SIGNIFICANT CLINICAL OBSERVATIONS |
| | | | | 60 | 9:41 | P | NO SIGNIFICANT CLINICAL OBSERVATIONS |
| | | | | 63 | 11:57 | P | NO SIGNIFICANT CLINICAL OBSERVATIONS |
| | | | | 63 | 14:14 | P | NO SIGNIFICANT CLINICAL OBSERVATIONS |
| | | | | 64 | 8:36 | P | NO SIGNIFICANT CLINICAL OBSERVATIONS |
| | | | | 64 | 10:11 | P | NO SIGNIFICANT CLINICAL OBSERVATIONS |
| | | | | 65 | 8:45 | P | NO SIGNIFICANT CLINICAL OBSERVATIONS |
| | | | | 65 | 10:51 | P | NO SIGNIFICANT CLINICAL OBSERVATIONS |
| | | | | 66 | 8:18 | P | NO SIGNIFICANT CLINICAL OBSERVATIONS |
| | | | | 66 | 9:44 | P | NO SIGNIFICANT CLINICAL OBSERVATIONS |
| | | | | 67 | 7:27 | P | NO SIGNIFICANT CLINICAL OBSERVATIONS |
| | | | | 67 | 9:05 | P | NO SIGNIFICANT CLINICAL OBSERVATIONS |
| | | | | 70 | 8:00 | P | NO SIGNIFICANT CLINICAL OBSERVATIONS |
| | | | | 70 | 10:44 | P | NO SIGNIFICANT CLINICAL OBSERVATIONS |
| | | | | 71 | 8:09 | P | NO SIGNIFICANT CLINICAL OBSERVATIONS |
| | | | | 71 | 9:37 | P | NO SIGNIFICANT CLINICAL OBSERVATIONS |
| | | | | 72 | 7:25 | P | NO SIGNIFICANT CLINICAL OBSERVATIONS |
| | | | | 72 | 9:01 | P | NO SIGNIFICANT CLINICAL OBSERVATIONS |
| | | | | 73 | 7:26 | P | NO SIGNIFICANT CLINICAL OBSERVATIONS |
| | | | | 73 | 9:11 | P | NO SIGNIFICANT CLINICAL OBSERVATIONS |

GRADE CODE: 1 - SLIGHT 2 - MODERATE 3 - SEVERE P - PRESENT

STUDY DAYS: 0 THROUGH 89

| ANIMAL | SEX | GROUP | CATEGORY | STUDY DAY | TIME | GRADE | OBSERVATIONS |
|---|---|---|---|---|---|---|---|
| 10443 | M | 0 MG/KG/DAY | NORMAL | 74 | 7:14 | P | NO SIGNIFICANT CLINICAL OBSERVATIONS |
| | | | | 74 | 9:10 | P | NO SIGNIFICANT CLINICAL OBSERVATIONS |
| | | | | 77 | 8:15 | P | NO SIGNIFICANT CLINICAL OBSERVATIONS |
| | | | | 77 | 11:08 | P | NO SIGNIFICANT CLINICAL OBSERVATIONS |
| | | | | 78 | 9:34 | P | NO SIGNIFICANT CLINICAL OBSERVATIONS |
| | | | | 78 | 11:25 | P | NO SIGNIFICANT CLINICAL OBSERVATIONS |
| | | | | 79 | 7:16 | P | NO SIGNIFICANT CLINICAL OBSERVATIONS |
| | | | | 79 | 8:51 | P | NO SIGNIFICANT CLINICAL OBSERVATIONS |
| | | | | 80 | 8:49 | P | NO SIGNIFICANT CLINICAL OBSERVATIONS |
| | | | | 80 | 10:32 | P | NO SIGNIFICANT CLINICAL OBSERVATIONS |
| | | | | 81 | 7:29 | P | NO SIGNIFICANT CLINICAL OBSERVATIONS |
| | | | | 81 | 9:18 | P | NO SIGNIFICANT CLINICAL OBSERVATIONS |
| | | | | 84 | 8:58 | P | NO SIGNIFICANT CLINICAL OBSERVATIONS |
| | | | | 84 | 10:49 | P | NO SIGNIFICANT CLINICAL OBSERVATIONS |
| | | | | 85 | 7:31 | P | NO SIGNIFICANT CLINICAL OBSERVATIONS |
| | | | | 85 | 9:36 | P | NO SIGNIFICANT CLINICAL OBSERVATIONS |
| | | | | 86 | 7:22 | P | NO SIGNIFICANT CLINICAL OBSERVATIONS |
| | | | | 86 | 9:22 | P | NO SIGNIFICANT CLINICAL OBSERVATIONS |
| | | | | 87 | 8:44 | P | NO SIGNIFICANT CLINICAL OBSERVATIONS |
| | | | | 87 | 10:32 | P | NO SIGNIFICANT CLINICAL OBSERVATIONS |
| | | | | 88 | 6:45 | P | NO SIGNIFICANT CLINICAL OBSERVATIONS |
| | | | | 88 | 9:10 | P | NO SIGNIFICANT CLINICAL OBSERVATIONS |
| 10443 | M | 0 MG/KG/DAY | SPECIAL | 43 | 10:11 | P | SWOLLEN FACIAL AREA |
| 10457 | M | 0 MG/KG/DAY | NORMAL | 0 | 10:07 | P | NO SIGNIFICANT CLINICAL OBSERVATIONS |
| | | | | 0 | 12:45 | P | NO SIGNIFICANT CLINICAL OBSERVATIONS |
| | | | | 1 | 7:42 | P | NO SIGNIFICANT CLINICAL OBSERVATIONS |
| | | | | 1 | 9:27 | P | NO SIGNIFICANT CLINICAL OBSERVATIONS |
| | | | | 2 | 9:12 | P | NO SIGNIFICANT CLINICAL OBSERVATIONS |
| | | | | 2 | 10:41 | P | NO SIGNIFICANT CLINICAL OBSERVATIONS |

GRADE CODE: 1 - SLIGHT 2 - MODERATE 3 - SEVERE P - PRESENT

STUDY DAYS: 0 THROUGH 89

| ANIMAL | SEX | GROUP | CATEGORY | STUDY DAY | TIME | GRADE | OBSERVATIONS |
|---|---|---|---|---|---|---|---|
| 10457 | M | 0 MG/KG/DAY | NORMAL | 3 | 9:13 | P | NO SIGNIFICANT CLINICAL OBSERVATIONS |
| | | | | 3 | 11:09 | P | NO SIGNIFICANT CLINICAL OBSERVATIONS |
| | | | | 4 | 6:55 | P | NO SIGNIFICANT CLINICAL OBSERVATIONS |
| | | | | 4 | 8:49 | P | NO SIGNIFICANT CLINICAL OBSERVATIONS |
| | | | | 7 | 9:24 | P | NO SIGNIFICANT CLINICAL OBSERVATIONS |
| | | | | 7 | 11:40 | P | NO SIGNIFICANT CLINICAL OBSERVATIONS |
| | | | | 8 | 8:34 | P | NO SIGNIFICANT CLINICAL OBSERVATIONS |
| | | | | 8 | 10:33 | P | NO SIGNIFICANT CLINICAL OBSERVATIONS |
| | | | | 9 | 9:32 | P | NO SIGNIFICANT CLINICAL OBSERVATIONS |
| | | | | 10 | 8:40 | P | NO SIGNIFICANT CLINICAL OBSERVATIONS |
| | | | | 10 | 10:14 | P | NO SIGNIFICANT CLINICAL OBSERVATIONS |
| | | | | 11 | 6:59 | P | NO SIGNIFICANT CLINICAL OBSERVATIONS |
| | | | | 11 | 9:15 | P | NO SIGNIFICANT CLINICAL OBSERVATIONS |
| | | | | 14 | 9:22 | P | NO SIGNIFICANT CLINICAL OBSERVATIONS |
| | | | | 14 | 12:05 | P | NO SIGNIFICANT CLINICAL OBSERVATIONS |
| | | | | 15 | 9:02 | P | NO SIGNIFICANT CLINICAL OBSERVATIONS |
| | | | | 15 | 10:36 | P | NO SIGNIFICANT CLINICAL OBSERVATIONS |
| | | | | 16 | 8:32 | P | NO SIGNIFICANT CLINICAL OBSERVATIONS |
| | | | | 16 | 10:02 | P | NO SIGNIFICANT CLINICAL OBSERVATIONS |
| | | | | 17 | 8:44 | P | NO SIGNIFICANT CLINICAL OBSERVATIONS |
| | | | | 17 | 10:24 | P | NO SIGNIFICANT CLINICAL OBSERVATIONS |
| | | | | 18 | 6:47 | P | NO SIGNIFICANT CLINICAL OBSERVATIONS |
| | | | | 18 | 8:35 | P | NO SIGNIFICANT CLINICAL OBSERVATIONS |
| | | | | 21 | 9:16 | P | NO SIGNIFICANT CLINICAL OBSERVATIONS |
| | | | | 21 | 11:27 | P | NO SIGNIFICANT CLINICAL OBSERVATIONS |
| | | | | 22 | 7:31 | P | NO SIGNIFICANT CLINICAL OBSERVATIONS |
| | | | | 22 | 9:32 | P | NO SIGNIFICANT CLINICAL OBSERVATIONS |
| | | | | 23 | 7:20 | P | NO SIGNIFICANT CLINICAL OBSERVATIONS |
| | | | | 23 | 9:10 | P | NO SIGNIFICANT CLINICAL OBSERVATIONS |

GRADE CODE: 1 - SLIGHT 2 - MODERATE 3 - SEVERE P - PRESENT

STUDY DAYS: 0 THROUGH 89

| ANIMAL | SEX | GROUP | CATEGORY | STUDY DAY | TIME | GRADE | OBSERVATIONS |
|---|---|---|---|---|---|---|---|
| 10457 | M | 0 MG/KG/DAY | NORMAL | 24 | 8:07 | P | NO SIGNIFICANT CLINICAL OBSERVATIONS |
| | | | | 24 | 9:25 | P | NO SIGNIFICANT CLINICAL OBSERVATIONS |
| | | | | 25 | 7:17 | P | NO SIGNIFICANT CLINICAL OBSERVATIONS |
| | | | | 25 | 9:17 | P | NO SIGNIFICANT CLINICAL OBSERVATIONS |
| | | | | 28 | 9:16 | P | NO SIGNIFICANT CLINICAL OBSERVATIONS |
| | | | | 28 | 11:39 | P | NO SIGNIFICANT CLINICAL OBSERVATIONS |
| | | | | 29 | 7:42 | P | NO SIGNIFICANT CLINICAL OBSERVATIONS |
| | | | | 29 | 9:42 | P | NO SIGNIFICANT CLINICAL OBSERVATIONS |
| | | | | 30 | 7:30 | P | NO SIGNIFICANT CLINICAL OBSERVATIONS |
| | | | | 30 | 9:22 | P | NO SIGNIFICANT CLINICAL OBSERVATIONS |
| | | | | 31 | 7:49 | P | NO SIGNIFICANT CLINICAL OBSERVATIONS |
| | | | | 31 | 9:03 | P | NO SIGNIFICANT CLINICAL OBSERVATIONS |
| | | | | 32 | 7:26 | P | NO SIGNIFICANT CLINICAL OBSERVATIONS |
| | | | | 32 | 8:58 | P | NO SIGNIFICANT CLINICAL OBSERVATIONS |
| | | | | 35 | 9:13 | P | NO SIGNIFICANT CLINICAL OBSERVATIONS |
| | | | | 35 | 10:58 | P | NO SIGNIFICANT CLINICAL OBSERVATIONS |
| | | | | 36 | 8:28 | P | NO SIGNIFICANT CLINICAL OBSERVATIONS |
| | | | | 36 | 10:15 | P | NO SIGNIFICANT CLINICAL OBSERVATIONS |
| | | | | 37 | 8:25 | P | NO SIGNIFICANT CLINICAL OBSERVATIONS |
| | | | | 37 | 10:04 | P | NO SIGNIFICANT CLINICAL OBSERVATIONS |
| | | | | 38 | 8:21 | P | NO SIGNIFICANT CLINICAL OBSERVATIONS |
| | | | | 38 | 10:07 | P | NO SIGNIFICANT CLINICAL OBSERVATIONS |
| | | | | 39 | 7:11 | P | NO SIGNIFICANT CLINICAL OBSERVATIONS |
| | | | | 39 | 9:11 | P | NO SIGNIFICANT CLINICAL OBSERVATIONS |
| | | | | 42 | 10:31 | P | NO SIGNIFICANT CLINICAL OBSERVATIONS |
| | | | | 43 | 8:26 | P | NO SIGNIFICANT CLINICAL OBSERVATIONS |
| | | | | 43 | 10:12 | P | NO SIGNIFICANT CLINICAL OBSERVATIONS |
| | | | | 44 | 7:58 | P | NO SIGNIFICANT CLINICAL OBSERVATIONS |
| | | | | 44 | 9:42 | P | NO SIGNIFICANT CLINICAL OBSERVATIONS |

GRADE CODE: 1 - SLIGHT 2 - MODERATE 3 - SEVERE P - PRESENT

STUDY DAYS: 0 THROUGH 89

| ANIMAL | SEX | GROUP | CATEGORY | STUDY DAY | TIME | GRADE | OBSERVATIONS |
|---|---|---|---|---|---|---|---|
| 10457 | M | 0 MG/KG/DAY | NORMAL | 45 | 8:23 | P | NO SIGNIFICANT CLINICAL OBSERVATIONS |
| | | | | 45 | 9:51 | P | NO SIGNIFICANT CLINICAL OBSERVATIONS |
| | | | | 46 | 6:51 | P | NO SIGNIFICANT CLINICAL OBSERVATIONS |
| | | | | 46 | 8:48 | P | NO SIGNIFICANT CLINICAL OBSERVATIONS |
| | | | | 49 | 9:27 | P | NO SIGNIFICANT CLINICAL OBSERVATIONS |
| | | | | 49 | 12:01 | P | NO SIGNIFICANT CLINICAL OBSERVATIONS |
| | | | | 50 | 8:30 | P | NO SIGNIFICANT CLINICAL OBSERVATIONS |
| | | | | 50 | 10:46 | P | NO SIGNIFICANT CLINICAL OBSERVATIONS |
| | | | | 51 | 7:53 | P | NO SIGNIFICANT CLINICAL OBSERVATIONS |
| | | | | 51 | 9:51 | P | NO SIGNIFICANT CLINICAL OBSERVATIONS |
| | | | | 52 | 9:10 | P | NO SIGNIFICANT CLINICAL OBSERVATIONS |
| | | | | 52 | 11:29 | P | NO SIGNIFICANT CLINICAL OBSERVATIONS |
| | | | | 53 | 6:54 | P | NO SIGNIFICANT CLINICAL OBSERVATIONS |
| | | | | 53 | 9:02 | P | NO SIGNIFICANT CLINICAL OBSERVATIONS |
| | | | | 56 | 8:56 | P | NO SIGNIFICANT CLINICAL OBSERVATIONS |
| | | | | 56 | 10:55 | P | NO SIGNIFICANT CLINICAL OBSERVATIONS |
| | | | | 57 | 8:58 | P | NO SIGNIFICANT CLINICAL OBSERVATIONS |
| | | | | 57 | 10:24 | P | NO SIGNIFICANT CLINICAL OBSERVATIONS |
| | | | | 58 | 7:34 | P | NO SIGNIFICANT CLINICAL OBSERVATIONS |
| | | | | 58 | 9:21 | P | NO SIGNIFICANT CLINICAL OBSERVATIONS |
| | | | | 59 | 7:21 | P | NO SIGNIFICANT CLINICAL OBSERVATIONS |
| | | | | 59 | 9:02 | P | NO SIGNIFICANT CLINICAL OBSERVATIONS |
| | | | | 60 | 7:34 | P | NO SIGNIFICANT CLINICAL OBSERVATIONS |
| | | | | 60 | 9:41 | P | NO SIGNIFICANT CLINICAL OBSERVATIONS |
| | | | | 63 | 11:57 | P | NO SIGNIFICANT CLINICAL OBSERVATIONS |
| | | | | 63 | 14:14 | P | NO SIGNIFICANT CLINICAL OBSERVATIONS |
| | | | | 64 | 8:36 | P | NO SIGNIFICANT CLINICAL OBSERVATIONS |
| | | | | 64 | 10:11 | P | NO SIGNIFICANT CLINICAL OBSERVATIONS |
| | | | | 65 | 8:45 | P | NO SIGNIFICANT CLINICAL OBSERVATIONS |

GRADE CODE: 1 - SLIGHT 2 - MODERATE 3 - SEVERE P - PRESENT

STUDY DAYS: 0 THROUGH 89

| ANIMAL | SEX | GROUP | CATEGORY | STUDY DAY | TIME | GRADE | OBSERVATIONS |
|---|---|---|---|---|---|---|---|
| 10457 | M | 0 MG/KG/DAY | NORMAL | 65 | 10:51 | P | NO SIGNIFICANT CLINICAL OBSERVATIONS |
| | | | | 66 | 8:18 | P | NO SIGNIFICANT CLINICAL OBSERVATIONS |
| | | | | 66 | 9:45 | P | NO SIGNIFICANT CLINICAL OBSERVATIONS |
| | | | | 67 | 7:27 | P | NO SIGNIFICANT CLINICAL OBSERVATIONS |
| | | | | 67 | 9:05 | P | NO SIGNIFICANT CLINICAL OBSERVATIONS |
| | | | | 70 | 8:00 | P | NO SIGNIFICANT CLINICAL OBSERVATIONS |
| | | | | 70 | 10:44 | P | NO SIGNIFICANT CLINICAL OBSERVATIONS |
| | | | | 71 | 8:09 | P | NO SIGNIFICANT CLINICAL OBSERVATIONS |
| | | | | 71 | 9:37 | P | NO SIGNIFICANT CLINICAL OBSERVATIONS |
| | | | | 72 | 7:26 | P | NO SIGNIFICANT CLINICAL OBSERVATIONS |
| | | | | 72 | 9:01 | P | NO SIGNIFICANT CLINICAL OBSERVATIONS |
| | | | | 73 | 7:26 | P | NO SIGNIFICANT CLINICAL OBSERVATIONS |
| | | | | 73 | 9:11 | P | NO SIGNIFICANT CLINICAL OBSERVATIONS |
| | | | | 74 | 7:14 | P | NO SIGNIFICANT CLINICAL OBSERVATIONS |
| | | | | 74 | 9:10 | P | NO SIGNIFICANT CLINICAL OBSERVATIONS |
| | | | | 77 | 8:15 | P | NO SIGNIFICANT CLINICAL OBSERVATIONS |
| | | | | 77 | 11:08 | P | NO SIGNIFICANT CLINICAL OBSERVATIONS |
| | | | | 78 | 9:34 | P | NO SIGNIFICANT CLINICAL OBSERVATIONS |
| | | | | 78 | 11:25 | P | NO SIGNIFICANT CLINICAL OBSERVATIONS |
| | | | | 79 | 7:16 | P | NO SIGNIFICANT CLINICAL OBSERVATIONS |
| | | | | 79 | 8:51 | P | NO SIGNIFICANT CLINICAL OBSERVATIONS |
| | | | | 80 | 8:49 | P | NO SIGNIFICANT CLINICAL OBSERVATIONS |
| | | | | 80 | 10:32 | P | NO SIGNIFICANT CLINICAL OBSERVATIONS |
| | | | | 81 | 7:29 | P | NO SIGNIFICANT CLINICAL OBSERVATIONS |
| | | | | 81 | 9:18 | P | NO SIGNIFICANT CLINICAL OBSERVATIONS |
| | | | | 84 | 8:59 | P | NO SIGNIFICANT CLINICAL OBSERVATIONS |
| | | | | 84 | 10:49 | P | NO SIGNIFICANT CLINICAL OBSERVATIONS |
| | | | | 85 | 7:31 | P | NO SIGNIFICANT CLINICAL OBSERVATIONS |
| | | | | 85 | 9:36 | P | NO SIGNIFICANT CLINICAL OBSERVATIONS |

GRADE CODE: 1 - SLIGHT 2 - MODERATE 3 - SEVERE P - PRESENT

STUDY DAYS: 0 THROUGH 89

| ANIMAL | SEX | GROUP | CATEGORY | STUDY DAY | TIME | GRADE | OBSERVATIONS |
|---|---|---|---|---|---|---|---|
| 10457 | M | 0 MG/KG/DAY | NORMAL | 86 | 7:22 | P | NO SIGNIFICANT CLINICAL OBSERVATIONS |
| | | | | 86 | 9:22 | P | NO SIGNIFICANT CLINICAL OBSERVATIONS |
| | | | | 87 | 8:44 | P | NO SIGNIFICANT CLINICAL OBSERVATIONS |
| | | | | 87 | 10:32 | P | NO SIGNIFICANT CLINICAL OBSERVATIONS |
| | | | | 88 | 6:46 | P | NO SIGNIFICANT CLINICAL OBSERVATIONS |
| | | | | 88 | 9:11 | P | NO SIGNIFICANT CLINICAL OBSERVATIONS |
| 10457 | M | 0 MG/KG/DAY | SPECIAL II | 9 | 11:19 | P | PROLAPSED PENIS |
| 10459 | M | 0 MG/KG/DAY | NORMAL | 0 | 10:08 | P | NO SIGNIFICANT CLINICAL OBSERVATIONS |
| | | | | 0 | 12:45 | P | NO SIGNIFICANT CLINICAL OBSERVATIONS |
| | | | | 1 | 7:42 | P | NO SIGNIFICANT CLINICAL OBSERVATIONS |
| | | | | 1 | 9:27 | P | NO SIGNIFICANT CLINICAL OBSERVATIONS |
| | | | | 2 | 9:13 | P | NO SIGNIFICANT CLINICAL OBSERVATIONS |
| | | | | 2 | 10:41 | P | NO SIGNIFICANT CLINICAL OBSERVATIONS |
| | | | | 3 | 9:14 | P | NO SIGNIFICANT CLINICAL OBSERVATIONS |
| | | | | 3 | 11:09 | P | NO SIGNIFICANT CLINICAL OBSERVATIONS |
| | | | | 4 | 6:56 | P | NO SIGNIFICANT CLINICAL OBSERVATIONS |
| | | | | 4 | 8:49 | P | NO SIGNIFICANT CLINICAL OBSERVATIONS |
| | | | | 7 | 9:25 | P | NO SIGNIFICANT CLINICAL OBSERVATIONS |
| | | | | 7 | 11:41 | P | NO SIGNIFICANT CLINICAL OBSERVATIONS |
| | | | | 8 | 8:34 | P | NO SIGNIFICANT CLINICAL OBSERVATIONS |
| | | | | 8 | 10:34 | P | NO SIGNIFICANT CLINICAL OBSERVATIONS |
| | | | | 9 | 9:33 | P | NO SIGNIFICANT CLINICAL OBSERVATIONS |
| | | | | 9 | 11:19 | P | NO SIGNIFICANT CLINICAL OBSERVATIONS |
| | | | | 10 | 8:40 | P | NO SIGNIFICANT CLINICAL OBSERVATIONS |
| | | | | 10 | 10:14 | P | NO SIGNIFICANT CLINICAL OBSERVATIONS |
| | | | | 11 | 6:59 | P | NO SIGNIFICANT CLINICAL OBSERVATIONS |
| | | | | 14 | 9:22 | P | NO SIGNIFICANT CLINICAL OBSERVATIONS |
| | | | | 14 | 12:05 | P | NO SIGNIFICANT CLINICAL OBSERVATIONS |
| | | | | 15 | 9:02 | P | NO SIGNIFICANT CLINICAL OBSERVATIONS |

GRADE CODE: 1 - SLIGHT 2 - MODERATE 3 - SEVERE P - PRESENT

STUDY DAYS: 0 THROUGH 89

| ANIMAL | SEX | GROUP | CATEGORY | STUDY DAY | TIME | GRADE | OBSERVATIONS |
|---|---|---|---|---|---|---|---|
| 10459 | M | 0 MG/KG/DAY | NORMAL | 15 | 10:36 | P | NO SIGNIFICANT CLINICAL OBSERVATIONS |
| | | | | 16 | 8:32 | P | NO SIGNIFICANT CLINICAL OBSERVATIONS |
| | | | | 16 | 10:03 | P | NO SIGNIFICANT CLINICAL OBSERVATIONS |
| | | | | 17 | 8:44 | P | NO SIGNIFICANT CLINICAL OBSERVATIONS |
| | | | | 17 | 10:25 | P | NO SIGNIFICANT CLINICAL OBSERVATIONS |
| | | | | 18 | 6:47 | P | NO SIGNIFICANT CLINICAL OBSERVATIONS |
| | | | | 18 | 8:35 | P | NO SIGNIFICANT CLINICAL OBSERVATIONS |
| | | | | 21 | 9:17 | P | NO SIGNIFICANT CLINICAL OBSERVATIONS |
| | | | | 21 | 11:28 | P | NO SIGNIFICANT CLINICAL OBSERVATIONS |
| | | | | 22 | 7:31 | P | NO SIGNIFICANT CLINICAL OBSERVATIONS |
| | | | | 22 | 9:32 | P | NO SIGNIFICANT CLINICAL OBSERVATIONS |
| | | | | 23 | 7:20 | P | NO SIGNIFICANT CLINICAL OBSERVATIONS |
| | | | | 23 | 9:10 | P | NO SIGNIFICANT CLINICAL OBSERVATIONS |
| | | | | 24 | 8:07 | P | NO SIGNIFICANT CLINICAL OBSERVATIONS |
| | | | | 24 | 9:25 | P | NO SIGNIFICANT CLINICAL OBSERVATIONS |
| | | | | 25 | 7:17 | P | NO SIGNIFICANT CLINICAL OBSERVATIONS |
| | | | | 25 | 9:17 | P | NO SIGNIFICANT CLINICAL OBSERVATIONS |
| | | | | 28 | 9:17 | P | NO SIGNIFICANT CLINICAL OBSERVATIONS |
| | | | | 28 | 11:39 | P | NO SIGNIFICANT CLINICAL OBSERVATIONS |
| | | | | 29 | 7:42 | P | NO SIGNIFICANT CLINICAL OBSERVATIONS |
| | | | | 29 | 9:42 | P | NO SIGNIFICANT CLINICAL OBSERVATIONS |
| | | | | 30 | 7:30 | P | NO SIGNIFICANT CLINICAL OBSERVATIONS |
| | | | | 30 | 9:22 | P | NO SIGNIFICANT CLINICAL OBSERVATIONS |
| | | | | 31 | 7:49 | P | NO SIGNIFICANT CLINICAL OBSERVATIONS |
| | | | | 31 | 9:03 | P | NO SIGNIFICANT CLINICAL OBSERVATIONS |
| | | | | 32 | 7:26 | P | NO SIGNIFICANT CLINICAL OBSERVATIONS |
| | | | | 32 | 8:59 | P | NO SIGNIFICANT CLINICAL OBSERVATIONS |
| | | | | 35 | 9:13 | P | NO SIGNIFICANT CLINICAL OBSERVATIONS |
| | | | | 35 | 10:58 | P | NO SIGNIFICANT CLINICAL OBSERVATIONS |

GRADE CODE: 1 - SLIGHT 2 - MODERATE 3 - SEVERE P - PRESENT

STUDY DAYS: 0 THROUGH 89

| ANIMAL | SEX | GROUP | CATEGORY | STUDY DAY | TIME | GRADE | OBSERVATIONS |
|---|---|---|---|---|---|---|---|
| 10459 | M | 0 MG/KG/DAY | NORMAL | 36 | 8:28 | P | NO SIGNIFICANT CLINICAL OBSERVATIONS |
| | | | | 36 | 10:15 | P | NO SIGNIFICANT CLINICAL OBSERVATIONS |
| | | | | 37 | 8:25 | P | NO SIGNIFICANT CLINICAL OBSERVATIONS |
| | | | | 37 | 10:04 | P | NO SIGNIFICANT CLINICAL OBSERVATIONS |
| | | | | 38 | 8:21 | P | NO SIGNIFICANT CLINICAL OBSERVATIONS |
| | | | | 38 | 10:07 | P | NO SIGNIFICANT CLINICAL OBSERVATIONS |
| | | | | 39 | 7:11 | P | NO SIGNIFICANT CLINICAL OBSERVATIONS |
| | | | | 39 | 9:11 | P | NO SIGNIFICANT CLINICAL OBSERVATIONS |
| | | | | 42 | 10:31 | P | NO SIGNIFICANT CLINICAL OBSERVATIONS |
| | | | | 43 | 8:26 | P | NO SIGNIFICANT CLINICAL OBSERVATIONS |
| | | | | 43 | 10:12 | P | NO SIGNIFICANT CLINICAL OBSERVATIONS |
| | | | | 44 | 7:58 | P | NO SIGNIFICANT CLINICAL OBSERVATIONS |
| | | | | 44 | 9:42 | P | NO SIGNIFICANT CLINICAL OBSERVATIONS |
| | | | | 45 | 8:23 | P | NO SIGNIFICANT CLINICAL OBSERVATIONS |
| | | | | 45 | 9:51 | P | NO SIGNIFICANT CLINICAL OBSERVATIONS |
| | | | | 46 | 6:52 | P | NO SIGNIFICANT CLINICAL OBSERVATIONS |
| | | | | 46 | 8:48 | P | NO SIGNIFICANT CLINICAL OBSERVATIONS |
| | | | | 49 | 9:27 | P | NO SIGNIFICANT CLINICAL OBSERVATIONS |
| | | | | 49 | 12:01 | P | NO SIGNIFICANT CLINICAL OBSERVATIONS |
| | | | | 50 | 8:30 | P | NO SIGNIFICANT CLINICAL OBSERVATIONS |
| | | | | 50 | 10:46 | P | NO SIGNIFICANT CLINICAL OBSERVATIONS |
| | | | | 51 | 7:53 | P | NO SIGNIFICANT CLINICAL OBSERVATIONS |
| | | | | 51 | 9:51 | P | NO SIGNIFICANT CLINICAL OBSERVATIONS |
| | | | | 52 | 9:10 | P | NO SIGNIFICANT CLINICAL OBSERVATIONS |
| | | | | 52 | 11:29 | P | NO SIGNIFICANT CLINICAL OBSERVATIONS |
| | | | | 53 | 6:55 | P | NO SIGNIFICANT CLINICAL OBSERVATIONS |
| | | | | 53 | 9:02 | P | NO SIGNIFICANT CLINICAL OBSERVATIONS |
| | | | | 56 | 8:56 | P | NO SIGNIFICANT CLINICAL OBSERVATIONS |
| | | | | 56 | 10:55 | P | NO SIGNIFICANT CLINICAL OBSERVATIONS |

GRADE CODE: 1 - SLIGHT 2 - MODERATE 3 - SEVERE P - PRESENT

STUDY DAYS: 0 THROUGH 89

| ANIMAL | SEX | GROUP | CATEGORY | STUDY DAY | TIME | GRADE | OBSERVATIONS |
|---|---|---|---|---|---|---|---|
| 10459 | M | 0 MG/KG/DAY | NORMAL | 57 | 8:59 | P | NO SIGNIFICANT CLINICAL OBSERVATIONS |
| | | | | 57 | 10:25 | P | NO SIGNIFICANT CLINICAL OBSERVATIONS |
| | | | | 58 | 7:34 | P | NO SIGNIFICANT CLINICAL OBSERVATIONS |
| | | | | 58 | 9:21 | P | NO SIGNIFICANT CLINICAL OBSERVATIONS |
| | | | | 59 | 7:21 | P | NO SIGNIFICANT CLINICAL OBSERVATIONS |
| | | | | 59 | 9:02 | P | NO SIGNIFICANT CLINICAL OBSERVATIONS |
| | | | | 60 | 7:34 | P | NO SIGNIFICANT CLINICAL OBSERVATIONS |
| | | | | 60 | 9:42 | P | NO SIGNIFICANT CLINICAL OBSERVATIONS |
| | | | | 63 | 11:57 | P | NO SIGNIFICANT CLINICAL OBSERVATIONS |
| | | | | 63 | 14:14 | P | NO SIGNIFICANT CLINICAL OBSERVATIONS |
| | | | | 64 | 8:36 | P | NO SIGNIFICANT CLINICAL OBSERVATIONS |
| | | | | 64 | 10:11 | P | NO SIGNIFICANT CLINICAL OBSERVATIONS |
| | | | | 65 | 8:45 | P | NO SIGNIFICANT CLINICAL OBSERVATIONS |
| | | | | 65 | 10:52 | P | NO SIGNIFICANT CLINICAL OBSERVATIONS |
| | | | | 66 | 8:18 | P | NO SIGNIFICANT CLINICAL OBSERVATIONS |
| | | | | 66 | 9:45 | P | NO SIGNIFICANT CLINICAL OBSERVATIONS |
| | | | | 67 | 7:27 | P | NO SIGNIFICANT CLINICAL OBSERVATIONS |
| | | | | 67 | 9:06 | P | NO SIGNIFICANT CLINICAL OBSERVATIONS |
| | | | | 70 | 8:00 | P | NO SIGNIFICANT CLINICAL OBSERVATIONS |
| | | | | 70 | 10:44 | P | NO SIGNIFICANT CLINICAL OBSERVATIONS |
| | | | | 71 | 8:09 | P | NO SIGNIFICANT CLINICAL OBSERVATIONS |
| | | | | 71 | 9:37 | P | NO SIGNIFICANT CLINICAL OBSERVATIONS |
| | | | | 72 | 7:26 | P | NO SIGNIFICANT CLINICAL OBSERVATIONS |
| | | | | 72 | 9:01 | P | NO SIGNIFICANT CLINICAL OBSERVATIONS |
| | | | | 73 | 7:26 | P | NO SIGNIFICANT CLINICAL OBSERVATIONS |
| | | | | 73 | 9:11 | P | NO SIGNIFICANT CLINICAL OBSERVATIONS |
| | | | | 74 | 7:14 | P | NO SIGNIFICANT CLINICAL OBSERVATIONS |
| | | | | 74 | 9:10 | P | NO SIGNIFICANT CLINICAL OBSERVATIONS |
| | | | | 77 | 8:16 | P | NO SIGNIFICANT CLINICAL OBSERVATIONS |

GRADE CODE: 1 - SLIGHT 2 - MODERATE 3 - SEVERE P - PRESENT

STUDY DAYS: 0 THROUGH 89

| ANIMAL | SEX | GROUP | CATEGORY | STUDY DAY | TIME | GRADE | OBSERVATIONS |
|---|---|---|---|---|---|---|---|
| 10459 | M | 0 MG/KG/DAY | NORMAL | 77 | 11:08 | P | NO SIGNIFICANT CLINICAL OBSERVATIONS |
| | | | | 78 | 9:34 | P | NO SIGNIFICANT CLINICAL OBSERVATIONS |
| | | | | 78 | 11:25 | P | NO SIGNIFICANT CLINICAL OBSERVATIONS |
| | | | | 79 | 7:16 | P | NO SIGNIFICANT CLINICAL OBSERVATIONS |
| | | | | 79 | 8:52 | P | NO SIGNIFICANT CLINICAL OBSERVATIONS |
| | | | | 80 | 8:49 | P | NO SIGNIFICANT CLINICAL OBSERVATIONS |
| | | | | 80 | 10:32 | P | NO SIGNIFICANT CLINICAL OBSERVATIONS |
| | | | | 81 | 7:29 | P | NO SIGNIFICANT CLINICAL OBSERVATIONS |
| | | | | 81 | 9:19 | P | NO SIGNIFICANT CLINICAL OBSERVATIONS |
| | | | | 85 | 7:32 | P | NO SIGNIFICANT CLINICAL OBSERVATIONS |
| | | | | 85 | 9:36 | P | NO SIGNIFICANT CLINICAL OBSERVATIONS |
| | | | | 86 | 7:23 | P | NO SIGNIFICANT CLINICAL OBSERVATIONS |
| | | | | 86 | 9:22 | P | NO SIGNIFICANT CLINICAL OBSERVATIONS |
| | | | | 87 | 8:44 | P | NO SIGNIFICANT CLINICAL OBSERVATIONS |
| | | | | 87 | 10:32 | P | NO SIGNIFICANT CLINICAL OBSERVATIONS |
| | | | | 88 | 6:46 | P | NO SIGNIFICANT CLINICAL OBSERVATIONS |
| | | | | 88 | 9:11 | P | NO SIGNIFICANT CLINICAL OBSERVATIONS |
| | | | | 89 | 6:19 | P | NO SIGNIFICANT CLINICAL OBSERVATIONS |
| | | | | 89 | 7:45 | P | NO SIGNIFICANT CLINICAL OBSERVATIONS |
| 10467 | M | 0 MG/KG/DAY | NORMAL | 0 | 10:08 | P | NO SIGNIFICANT CLINICAL OBSERVATIONS |
| | | | | 0 | 12:45 | P | NO SIGNIFICANT CLINICAL OBSERVATIONS |
| | | | | 1 | 7:42 | P | NO SIGNIFICANT CLINICAL OBSERVATIONS |
| | | | | 1 | 9:28 | P | NO SIGNIFICANT CLINICAL OBSERVATIONS |
| | | | | 2 | 9:13 | P | NO SIGNIFICANT CLINICAL OBSERVATIONS |
| | | | | 2 | 10:41 | P | NO SIGNIFICANT CLINICAL OBSERVATIONS |
| | | | | 3 | 9:14 | P | NO SIGNIFICANT CLINICAL OBSERVATIONS |
| | | | | 3 | 11:09 | P | NO SIGNIFICANT CLINICAL OBSERVATIONS |
| | | | | 4 | 6:56 | P | NO SIGNIFICANT CLINICAL OBSERVATIONS |
| | | | | 4 | 8:49 | P | NO SIGNIFICANT CLINICAL OBSERVATIONS |

GRADE CODE: 1 - SLIGHT 2 - MODERATE 3 - SEVERE P - PRESENT

STUDY DAYS: 0 THROUGH 89

| ANIMAL | SEX | GROUP | CATEGORY | STUDY DAY | TIME | GRADE | OBSERVATIONS |
|---|---|---|---|---|---|---|---|
| 10467 | M | 0 MG/KG/DAY | NORMAL | 7 | 9:25 | P | NO SIGNIFICANT CLINICAL OBSERVATIONS |
| | | | | 7 | 11:41 | P | NO SIGNIFICANT CLINICAL OBSERVATIONS |
| | | | | 8 | 8:35 | P | NO SIGNIFICANT CLINICAL OBSERVATIONS |
| | | | | 8 | 10:34 | P | NO SIGNIFICANT CLINICAL OBSERVATIONS |
| | | | | 9 | 9:33 | P | NO SIGNIFICANT CLINICAL OBSERVATIONS |
| | | | | 9 | 11:19 | P | NO SIGNIFICANT CLINICAL OBSERVATIONS |
| | | | | 10 | 8:40 | P | NO SIGNIFICANT CLINICAL OBSERVATIONS |
| | | | | 10 | 10:15 | P | NO SIGNIFICANT CLINICAL OBSERVATIONS |
| | | | | 14 | 9:22 | P | NO SIGNIFICANT CLINICAL OBSERVATIONS |
| | | | | 14 | 12:05 | P | NO SIGNIFICANT CLINICAL OBSERVATIONS |
| | | | | 15 | 9:02 | P | NO SIGNIFICANT CLINICAL OBSERVATIONS |
| | | | | 15 | 10:37 | P | NO SIGNIFICANT CLINICAL OBSERVATIONS |
| | | | | 16 | 8:32 | P | NO SIGNIFICANT CLINICAL OBSERVATIONS |
| | | | | 16 | 10:03 | P | NO SIGNIFICANT CLINICAL OBSERVATIONS |
| | | | | 17 | 8:44 | P | NO SIGNIFICANT CLINICAL OBSERVATIONS |
| | | | | 17 | 10:25 | P | NO SIGNIFICANT CLINICAL OBSERVATIONS |
| | | | | 18 | 6:47 | P | NO SIGNIFICANT CLINICAL OBSERVATIONS |
| | | | | 18 | 8:35 | P | NO SIGNIFICANT CLINICAL OBSERVATIONS |
| | | | | 21 | 9:17 | P | NO SIGNIFICANT CLINICAL OBSERVATIONS |
| | | | | 21 | 11:28 | P | NO SIGNIFICANT CLINICAL OBSERVATIONS |
| | | | | 22 | 7:31 | P | NO SIGNIFICANT CLINICAL OBSERVATIONS |
| | | | | 22 | 9:33 | P | NO SIGNIFICANT CLINICAL OBSERVATIONS |
| | | | | 23 | 7:21 | P | NO SIGNIFICANT CLINICAL OBSERVATIONS |
| | | | | 23 | 9:10 | P | NO SIGNIFICANT CLINICAL OBSERVATIONS |
| | | | | 24 | 8:07 | P | NO SIGNIFICANT CLINICAL OBSERVATIONS |
| | | | | 24 | 9:25 | P | NO SIGNIFICANT CLINICAL OBSERVATIONS |
| | | | | 25 | 7:17 | P | NO SIGNIFICANT CLINICAL OBSERVATIONS |
| | | | | 25 | 9:17 | P | NO SIGNIFICANT CLINICAL OBSERVATIONS |
| | | | | 28 | 9:17 | P | NO SIGNIFICANT CLINICAL OBSERVATIONS |

GRADE CODE: 1 - SLIGHT 2 - MODERATE 3 - SEVERE P - PRESENT

TABLE A3 (DOSING DAY OBSERVATIONS)
A 90-DAY DERMAL STUDY UTILIZING CLARIFIED OILS IN RATS
INDIVIDUAL CLINICAL OBSERVATIONS



STUDY DAYS: 0 THROUGH 89

| ANIMAL | SEX | GROUP | CATEGORY | STUDY DAY | TIME | GRADE | OBSERVATIONS |
|---|---|---|---|---|---|---|---|
| 10467 | M | 0 MG/KG/DAY | NORMAL | 28 | 11:39 | P | NO SIGNIFICANT CLINICAL OBSERVATIONS |
| | | | | 29 | 7:42 | P | NO SIGNIFICANT CLINICAL OBSERVATIONS |
| | | | | 29 | 9:42 | P | NO SIGNIFICANT CLINICAL OBSERVATIONS |
| | | | | 30 | 7:31 | P | NO SIGNIFICANT CLINICAL OBSERVATIONS |
| | | | | 30 | 9:22 | P | NO SIGNIFICANT CLINICAL OBSERVATIONS |
| | | | | 31 | 7:49 | P | NO SIGNIFICANT CLINICAL OBSERVATIONS |
| | | | | 31 | 9:03 | P | NO SIGNIFICANT CLINICAL OBSERVATIONS |
| | | | | 32 | 7:26 | P | NO SIGNIFICANT CLINICAL OBSERVATIONS |
| | | | | 32 | 8:59 | P | NO SIGNIFICANT CLINICAL OBSERVATIONS |
| | | | | 35 | 9:13 | P | NO SIGNIFICANT CLINICAL OBSERVATIONS |
| | | | | 35 | 10:58 | P | NO SIGNIFICANT CLINICAL OBSERVATIONS |
| | | | | 36 | 8:28 | P | NO SIGNIFICANT CLINICAL OBSERVATIONS |
| | | | | 36 | 10:15 | P | NO SIGNIFICANT CLINICAL OBSERVATIONS |
| | | | | 37 | 8:25 | P | NO SIGNIFICANT CLINICAL OBSERVATIONS |
| | | | | 37 | 10:04 | P | NO SIGNIFICANT CLINICAL OBSERVATIONS |
| | | | | 38 | 8:21 | P | NO SIGNIFICANT CLINICAL OBSERVATIONS |
| | | | | 38 | 10:07 | P | NO SIGNIFICANT CLINICAL OBSERVATIONS |
| | | | | 39 | 7:11 | P | NO SIGNIFICANT CLINICAL OBSERVATIONS |
| | | | | 39 | 9:11 | P | NO SIGNIFICANT CLINICAL OBSERVATIONS |
| | | | | 42 | 10:31 | P | NO SIGNIFICANT CLINICAL OBSERVATIONS |
| | | | | 43 | 8:26 | P | NO SIGNIFICANT CLINICAL OBSERVATIONS |
| | | | | 43 | 10:13 | P | NO SIGNIFICANT CLINICAL OBSERVATIONS |
| | | | | 44 | 7:58 | P | NO SIGNIFICANT CLINICAL OBSERVATIONS |
| | | | | 44 | 9:43 | P | NO SIGNIFICANT CLINICAL OBSERVATIONS |
| | | | | 45 | 8:24 | P | NO SIGNIFICANT CLINICAL OBSERVATIONS |
| | | | | 45 | 9:51 | P | NO SIGNIFICANT CLINICAL OBSERVATIONS |
| | | | | 46 | 6:52 | P | NO SIGNIFICANT CLINICAL OBSERVATIONS |
| | | | | 46 | 8:48 | P | NO SIGNIFICANT CLINICAL OBSERVATIONS |
| | | | | 49 | 9:27 | P | NO SIGNIFICANT CLINICAL OBSERVATIONS |

GRADE CODE: 1 - SLIGHT 2 - MODERATE 3 - SEVERE P - PRESENT

STUDY DAYS: 0 THROUGH 89

| ANIMAL | SEX | GROUP | CATEGORY | STUDY DAY | TIME | GRADE | OBSERVATIONS |
|---|---|---|---|---|---|---|---|
| 10467 | M | 0 MG/KG/DAY | NORMAL | 49 | 12:01 | P | NO SIGNIFICANT CLINICAL OBSERVATIONS |
| | | | | 50 | 8:30 | P | NO SIGNIFICANT CLINICAL OBSERVATIONS |
| | | | | 50 | 10:46 | P | NO SIGNIFICANT CLINICAL OBSERVATIONS |
| | | | | 51 | 7:54 | P | NO SIGNIFICANT CLINICAL OBSERVATIONS |
| | | | | 51 | 9:51 | P | NO SIGNIFICANT CLINICAL OBSERVATIONS |
| | | | | 52 | 9:10 | P | NO SIGNIFICANT CLINICAL OBSERVATIONS |
| | | | | 52 | 11:29 | P | NO SIGNIFICANT CLINICAL OBSERVATIONS |
| | | | | 53 | 6:55 | P | NO SIGNIFICANT CLINICAL OBSERVATIONS |
| | | | | 53 | 9:03 | P | NO SIGNIFICANT CLINICAL OBSERVATIONS |
| | | | | 56 | 8:56 | P | NO SIGNIFICANT CLINICAL OBSERVATIONS |
| | | | | 56 | 10:55 | P | NO SIGNIFICANT CLINICAL OBSERVATIONS |
| | | | | 57 | 8:59 | P | NO SIGNIFICANT CLINICAL OBSERVATIONS |
| | | | | 57 | 10:25 | P | NO SIGNIFICANT CLINICAL OBSERVATIONS |
| | | | | 58 | 7:34 | P | NO SIGNIFICANT CLINICAL OBSERVATIONS |
| | | | | 58 | 9:21 | P | NO SIGNIFICANT CLINICAL OBSERVATIONS |
| | | | | 59 | 7:21 | P | NO SIGNIFICANT CLINICAL OBSERVATIONS |
| | | | | 59 | 9:02 | P | NO SIGNIFICANT CLINICAL OBSERVATIONS |
| | | | | 60 | 7:34 | P | NO SIGNIFICANT CLINICAL OBSERVATIONS |
| | | | | 60 | 9:42 | P | NO SIGNIFICANT CLINICAL OBSERVATIONS |
| | | | | 63 | 11:57 | P | NO SIGNIFICANT CLINICAL OBSERVATIONS |
| | | | | 63 | 14:14 | P | NO SIGNIFICANT CLINICAL OBSERVATIONS |
| | | | | 64 | 8:36 | P | NO SIGNIFICANT CLINICAL OBSERVATIONS |
| | | | | 64 | 10:11 | P | NO SIGNIFICANT CLINICAL OBSERVATIONS |
| | | | | 65 | 8:45 | P | NO SIGNIFICANT CLINICAL OBSERVATIONS |
| | | | | 65 | 10:52 | P | NO SIGNIFICANT CLINICAL OBSERVATIONS |
| | | | | 66 | 8:18 | P | NO SIGNIFICANT CLINICAL OBSERVATIONS |
| | | | | 66 | 9:45 | P | NO SIGNIFICANT CLINICAL OBSERVATIONS |
| | | | | 67 | 7:27 | P | NO SIGNIFICANT CLINICAL OBSERVATIONS |
| | | | | 67 | 9:06 | P | NO SIGNIFICANT CLINICAL OBSERVATIONS |

GRADE CODE: 1 - SLIGHT 2 - MODERATE 3 - SEVERE P - PRESENT

STUDY DAYS: 0 THROUGH 89

| ANIMAL | SEX | GROUP | CATEGORY | STUDY DAY | TIME | GRADE | OBSERVATIONS |
|---|---|---|---|---|---|---|---|
| 10467 | M | 0 MG/KG/DAY | NORMAL | 70 | 8:00 | P | NO SIGNIFICANT CLINICAL OBSERVATIONS |
| | | | | 70 | 10:44 | P | NO SIGNIFICANT CLINICAL OBSERVATIONS |
| | | | | 71 | 8:09 | P | NO SIGNIFICANT CLINICAL OBSERVATIONS |
| | | | | 71 | 9:37 | P | NO SIGNIFICANT CLINICAL OBSERVATIONS |
| | | | | 72 | 7:26 | P | NO SIGNIFICANT CLINICAL OBSERVATIONS |
| | | | | 72 | 9:01 | P | NO SIGNIFICANT CLINICAL OBSERVATIONS |
| | | | | 73 | 7:26 | P | NO SIGNIFICANT CLINICAL OBSERVATIONS |
| | | | | 73 | 9:11 | P | NO SIGNIFICANT CLINICAL OBSERVATIONS |
| | | | | 74 | 7:14 | P | NO SIGNIFICANT CLINICAL OBSERVATIONS |
| | | | | 74 | 9:10 | P | NO SIGNIFICANT CLINICAL OBSERVATIONS |
| | | | | 77 | 8:16 | P | NO SIGNIFICANT CLINICAL OBSERVATIONS |
| | | | | 77 | 11:08 | P | NO SIGNIFICANT CLINICAL OBSERVATIONS |
| | | | | 78 | 9:34 | P | NO SIGNIFICANT CLINICAL OBSERVATIONS |
| | | | | 78 | 11:26 | P | NO SIGNIFICANT CLINICAL OBSERVATIONS |
| | | | | 79 | 7:16 | P | NO SIGNIFICANT CLINICAL OBSERVATIONS |
| | | | | 79 | 8:52 | P | NO SIGNIFICANT CLINICAL OBSERVATIONS |
| | | | | 80 | 8:49 | P | NO SIGNIFICANT CLINICAL OBSERVATIONS |
| | | | | 80 | 10:32 | P | NO SIGNIFICANT CLINICAL OBSERVATIONS |
| | | | | 81 | 7:29 | P | NO SIGNIFICANT CLINICAL OBSERVATIONS |
| | | | | 81 | 9:19 | P | NO SIGNIFICANT CLINICAL OBSERVATIONS |
| | | | | 85 | 7:32 | P | NO SIGNIFICANT CLINICAL OBSERVATIONS |
| | | | | 85 | 9:36 | P | NO SIGNIFICANT CLINICAL OBSERVATIONS |
| | | | | 86 | 7:23 | P | NO SIGNIFICANT CLINICAL OBSERVATIONS |
| | | | | 86 | 9:22 | P | NO SIGNIFICANT CLINICAL OBSERVATIONS |
| | | | | 87 | 8:44 | P | NO SIGNIFICANT CLINICAL OBSERVATIONS |
| | | | | 87 | 10:32 | P | NO SIGNIFICANT CLINICAL OBSERVATIONS |
| | | | | 88 | 6:46 | P | NO SIGNIFICANT CLINICAL OBSERVATIONS |
| | | | | 88 | 9:11 | P | NO SIGNIFICANT CLINICAL OBSERVATIONS |
| | | | | 89 | 6:19 | P | NO SIGNIFICANT CLINICAL OBSERVATIONS |

GRADE CODE: 1 - SLIGHT 2 - MODERATE 3 - SEVERE P - PRESENT

STUDY DAYS: 0 THROUGH 89

| ANIMAL | SEX | GROUP | CATEGORY | STUDY DAY | TIME | GRADE | OBSERVATIONS |
|---|---|---|---|---|---|---|---|
| 10467 | M | 0 MG/KG/DAY | NORMAL | 89 | 7:45 | P | NO SIGNIFICANT CLINICAL OBSERVATIONS |
| 10469 | M | 0 MG/KG/DAY | NORMAL | 0 | 10:09 | P | NO SIGNIFICANT CLINICAL OBSERVATIONS |
| | | | | 0 | 12:46 | P | NO SIGNIFICANT CLINICAL OBSERVATIONS |
| | | | | 1 | 7:42 | P | NO SIGNIFICANT CLINICAL OBSERVATIONS |
| | | | | 1 | 9:28 | P | NO SIGNIFICANT CLINICAL OBSERVATIONS |
| | | | | 2 | 9:13 | P | NO SIGNIFICANT CLINICAL OBSERVATIONS |
| | | | | 2 | 10:41 | P | NO SIGNIFICANT CLINICAL OBSERVATIONS |
| | | | | 3 | 9:14 | P | NO SIGNIFICANT CLINICAL OBSERVATIONS |
| | | | | 3 | 11:09 | P | NO SIGNIFICANT CLINICAL OBSERVATIONS |
| | | | | 4 | 6:56 | P | NO SIGNIFICANT CLINICAL OBSERVATIONS |
| | | | | 4 | 8:49 | P | NO SIGNIFICANT CLINICAL OBSERVATIONS |
| | | | | 7 | 9:26 | P | NO SIGNIFICANT CLINICAL OBSERVATIONS |
| | | | | 7 | 11:41 | P | NO SIGNIFICANT CLINICAL OBSERVATIONS |
| | | | | 8 | 8:35 | P | NO SIGNIFICANT CLINICAL OBSERVATIONS |
| | | | | 8 | 10:34 | P | NO SIGNIFICANT CLINICAL OBSERVATIONS |
| | | | | 9 | 9:33 | P | NO SIGNIFICANT CLINICAL OBSERVATIONS |
| | | | | 9 | 11:19 | P | NO SIGNIFICANT CLINICAL OBSERVATIONS |
| | | | | 10 | 8:40 | P | NO SIGNIFICANT CLINICAL OBSERVATIONS |
| | | | | 10 | 10:15 | P | NO SIGNIFICANT CLINICAL OBSERVATIONS |
| | | | | 11 | 6:59 | P | NO SIGNIFICANT CLINICAL OBSERVATIONS |
| | | | | 11 | 9:16 | P | NO SIGNIFICANT CLINICAL OBSERVATIONS |
| | | | | 14 | 9:23 | P | NO SIGNIFICANT CLINICAL OBSERVATIONS |
| | | | | 14 | 12:05 | P | NO SIGNIFICANT CLINICAL OBSERVATIONS |
| | | | | 15 | 9:02 | P | NO SIGNIFICANT CLINICAL OBSERVATIONS |
| | | | | 15 | 10:37 | P | NO SIGNIFICANT CLINICAL OBSERVATIONS |
| | | | | 16 | 8:33 | P | NO SIGNIFICANT CLINICAL OBSERVATIONS |
| | | | | 16 | 10:03 | P | NO SIGNIFICANT CLINICAL OBSERVATIONS |
| | | | | 17 | 8:44 | P | NO SIGNIFICANT CLINICAL OBSERVATIONS |
| | | | | 17 | 10:25 | P | NO SIGNIFICANT CLINICAL OBSERVATIONS |

GRADE CODE: 1 - SLIGHT 2 - MODERATE 3 - SEVERE P - PRESENT

STUDY DAYS: 0 THROUGH 89

| ANIMAL | SEX | GROUP | CATEGORY | STUDY DAY | TIME | GRADE | OBSERVATIONS |
|---|---|---|---|---|---|---|---|
| 10469 | M | 0 MG/KG/DAY | NORMAL | 18 | 6:47 | P | NO SIGNIFICANT CLINICAL OBSERVATIONS |
| | | | | 18 | 8:35 | P | NO SIGNIFICANT CLINICAL OBSERVATIONS |
| | | | | 21 | 9:17 | P | NO SIGNIFICANT CLINICAL OBSERVATIONS |
| | | | | 21 | 11:28 | P | NO SIGNIFICANT CLINICAL OBSERVATIONS |
| | | | | 22 | 7:32 | P | NO SIGNIFICANT CLINICAL OBSERVATIONS |
| | | | | 22 | 9:33 | P | NO SIGNIFICANT CLINICAL OBSERVATIONS |
| | | | | 23 | 7:21 | P | NO SIGNIFICANT CLINICAL OBSERVATIONS |
| | | | | 23 | 9:11 | P | NO SIGNIFICANT CLINICAL OBSERVATIONS |
| | | | | 24 | 8:07 | P | NO SIGNIFICANT CLINICAL OBSERVATIONS |
| | | | | 24 | 9:26 | P | NO SIGNIFICANT CLINICAL OBSERVATIONS |
| | | | | 25 | 7:17 | P | NO SIGNIFICANT CLINICAL OBSERVATIONS |
| | | | | 25 | 9:17 | P | NO SIGNIFICANT CLINICAL OBSERVATIONS |
| | | | | 28 | 9:17 | P | NO SIGNIFICANT CLINICAL OBSERVATIONS |
| | | | | 28 | 11:39 | P | NO SIGNIFICANT CLINICAL OBSERVATIONS |
| | | | | 29 | 7:42 | P | NO SIGNIFICANT CLINICAL OBSERVATIONS |
| | | | | 29 | 9:42 | P | NO SIGNIFICANT CLINICAL OBSERVATIONS |
| | | | | 30 | 7:31 | P | NO SIGNIFICANT CLINICAL OBSERVATIONS |
| | | | | 30 | 9:22 | P | NO SIGNIFICANT CLINICAL OBSERVATIONS |
| | | | | 31 | 7:49 | P | NO SIGNIFICANT CLINICAL OBSERVATIONS |
| | | | | 31 | 9:03 | P | NO SIGNIFICANT CLINICAL OBSERVATIONS |
| | | | | 32 | 7:26 | P | NO SIGNIFICANT CLINICAL OBSERVATIONS |
| | | | | 32 | 8:59 | P | NO SIGNIFICANT CLINICAL OBSERVATIONS |
| | | | | 35 | 9:14 | P | NO SIGNIFICANT CLINICAL OBSERVATIONS |
| | | | | 35 | 10:58 | P | NO SIGNIFICANT CLINICAL OBSERVATIONS |
| | | | | 36 | 8:28 | P | NO SIGNIFICANT CLINICAL OBSERVATIONS |
| | | | | 36 | 10:15 | P | NO SIGNIFICANT CLINICAL OBSERVATIONS |
| | | | | 37 | 8:25 | P | NO SIGNIFICANT CLINICAL OBSERVATIONS |
| | | | | 37 | 10:04 | P | NO SIGNIFICANT CLINICAL OBSERVATIONS |
| | | | | 38 | 8:21 | P | NO SIGNIFICANT CLINICAL OBSERVATIONS |

GRADE CODE: 1 - SLIGHT 2 - MODERATE 3 - SEVERE P - PRESENT

STUDY DAYS: 0 THROUGH 89

| ANIMAL | SEX | GROUP | CATEGORY | STUDY DAY | TIME | GRADE | OBSERVATIONS |
|---|---|---|---|---|---|---|---|
| 10469 | M | 0 MG/KG/DAY | NORMAL | 38 | 10:07 | P | NO SIGNIFICANT CLINICAL OBSERVATIONS |
| | | | | 39 | 7:11 | P | NO SIGNIFICANT CLINICAL OBSERVATIONS |
| | | | | 39 | 9:12 | P | NO SIGNIFICANT CLINICAL OBSERVATIONS |
| | | | | 42 | 10:31 | P | NO SIGNIFICANT CLINICAL OBSERVATIONS |
| | | | | 43 | 8:26 | P | NO SIGNIFICANT CLINICAL OBSERVATIONS |
| | | | | 43 | 10:13 | P | NO SIGNIFICANT CLINICAL OBSERVATIONS |
| | | | | 44 | 7:58 | P | NO SIGNIFICANT CLINICAL OBSERVATIONS |
| | | | | 44 | 9:43 | P | NO SIGNIFICANT CLINICAL OBSERVATIONS |
| | | | | 45 | 8:24 | P | NO SIGNIFICANT CLINICAL OBSERVATIONS |
| | | | | 45 | 9:51 | P | NO SIGNIFICANT CLINICAL OBSERVATIONS |
| | | | | 46 | 6:52 | P | NO SIGNIFICANT CLINICAL OBSERVATIONS |
| | | | | 46 | 8:48 | P | NO SIGNIFICANT CLINICAL OBSERVATIONS |
| | | | | 49 | 9:28 | P | NO SIGNIFICANT CLINICAL OBSERVATIONS |
| | | | | 49 | 12:01 | P | NO SIGNIFICANT CLINICAL OBSERVATIONS |
| | | | | 50 | 8:31 | P | NO SIGNIFICANT CLINICAL OBSERVATIONS |
| | | | | 50 | 10:46 | P | NO SIGNIFICANT CLINICAL OBSERVATIONS |
| | | | | 51 | 7:54 | P | NO SIGNIFICANT CLINICAL OBSERVATIONS |
| | | | | 51 | 9:51 | P | NO SIGNIFICANT CLINICAL OBSERVATIONS |
| | | | | 52 | 9:10 | P | NO SIGNIFICANT CLINICAL OBSERVATIONS |
| | | | | 52 | 11:29 | P | NO SIGNIFICANT CLINICAL OBSERVATIONS |
| | | | | 53 | 6:55 | P | NO SIGNIFICANT CLINICAL OBSERVATIONS |
| | | | | 53 | 9:03 | P | NO SIGNIFICANT CLINICAL OBSERVATIONS |
| | | | | 56 | 8:57 | P | NO SIGNIFICANT CLINICAL OBSERVATIONS |
| | | | | 56 | 10:55 | P | NO SIGNIFICANT CLINICAL OBSERVATIONS |
| | | | | 57 | 8:59 | P | NO SIGNIFICANT CLINICAL OBSERVATIONS |
| | | | | 57 | 10:25 | P | NO SIGNIFICANT CLINICAL OBSERVATIONS |
| | | | | 58 | 7:34 | P | NO SIGNIFICANT CLINICAL OBSERVATIONS |
| | | | | 58 | 9:22 | P | NO SIGNIFICANT CLINICAL OBSERVATIONS |
| | | | | 59 | 7:21 | P | NO SIGNIFICANT CLINICAL OBSERVATIONS |

GRADE CODE: 1 - SLIGHT 2 - MODERATE 3 - SEVERE P - PRESENT

STUDY DAYS: 0 THROUGH 89

| ANIMAL | SEX | GROUP | CATEGORY | STUDY DAY | TIME | GRADE | OBSERVATIONS |
|---|---|---|---|---|---|---|---|
| 10469 | M | 0 MG/KG/DAY | NORMAL | 59 | 9:02 | P | NO SIGNIFICANT CLINICAL OBSERVATIONS |
| | | | | 60 | 7:34 | P | NO SIGNIFICANT CLINICAL OBSERVATIONS |
| | | | | 60 | 9:42 | P | NO SIGNIFICANT CLINICAL OBSERVATIONS |
| | | | | 63 | 11:57 | P | NO SIGNIFICANT CLINICAL OBSERVATIONS |
| | | | | 63 | 14:14 | P | NO SIGNIFICANT CLINICAL OBSERVATIONS |
| | | | | 64 | 8:36 | P | NO SIGNIFICANT CLINICAL OBSERVATIONS |
| | | | | 64 | 10:11 | P | NO SIGNIFICANT CLINICAL OBSERVATIONS |
| | | | | 65 | 8:45 | P | NO SIGNIFICANT CLINICAL OBSERVATIONS |
| | | | | 65 | 10:52 | P | NO SIGNIFICANT CLINICAL OBSERVATIONS |
| | | | | 66 | 8:18 | P | NO SIGNIFICANT CLINICAL OBSERVATIONS |
| | | | | 66 | 9:45 | P | NO SIGNIFICANT CLINICAL OBSERVATIONS |
| | | | | 67 | 7:27 | P | NO SIGNIFICANT CLINICAL OBSERVATIONS |
| | | | | 67 | 9:06 | P | NO SIGNIFICANT CLINICAL OBSERVATIONS |
| | | | | 70 | 8:00 | P | NO SIGNIFICANT CLINICAL OBSERVATIONS |
| | | | | 70 | 10:44 | P | NO SIGNIFICANT CLINICAL OBSERVATIONS |
| | | | | 71 | 8:09 | P | NO SIGNIFICANT CLINICAL OBSERVATIONS |
| | | | | 71 | 9:38 | P | NO SIGNIFICANT CLINICAL OBSERVATIONS |
| | | | | 72 | 7:26 | P | NO SIGNIFICANT CLINICAL OBSERVATIONS |
| | | | | 72 | 9:01 | P | NO SIGNIFICANT CLINICAL OBSERVATIONS |
| | | | | 73 | 7:26 | P | NO SIGNIFICANT CLINICAL OBSERVATIONS |
| | | | | 73 | 9:11 | P | NO SIGNIFICANT CLINICAL OBSERVATIONS |
| | | | | 74 | 7:14 | P | NO SIGNIFICANT CLINICAL OBSERVATIONS |
| | | | | 74 | 9:11 | P | NO SIGNIFICANT CLINICAL OBSERVATIONS |
| | | | | 77 | 8:16 | P | NO SIGNIFICANT CLINICAL OBSERVATIONS |
| | | | | 77 | 11:09 | P | NO SIGNIFICANT CLINICAL OBSERVATIONS |
| | | | | 78 | 9:34 | P | NO SIGNIFICANT CLINICAL OBSERVATIONS |
| | | | | 78 | 11:26 | P | NO SIGNIFICANT CLINICAL OBSERVATIONS |
| | | | | 79 | 7:16 | P | NO SIGNIFICANT CLINICAL OBSERVATIONS |
| | | | | 79 | 8:52 | P | NO SIGNIFICANT CLINICAL OBSERVATIONS |

GRADE CODE: 1 - SLIGHT 2 - MODERATE 3 - SEVERE P - PRESENT

STUDY DAYS: 0 THROUGH 89

| ANIMAL | SEX | GROUP | CATEGORY | STUDY DAY | TIME | GRADE | OBSERVATIONS |
|---|---|---|---|---|---|---|---|
| 10469 | M | 0 MG/KG/DAY | NORMAL | 80 | 8:49 | P | NO SIGNIFICANT CLINICAL OBSERVATIONS |
| | | | | 80 | 10:32 | P | NO SIGNIFICANT CLINICAL OBSERVATIONS |
| | | | | 81 | 7:29 | P | NO SIGNIFICANT CLINICAL OBSERVATIONS |
| | | | | 81 | 9:19 | P | NO SIGNIFICANT CLINICAL OBSERVATIONS |
| | | | | 85 | 7:32 | P | NO SIGNIFICANT CLINICAL OBSERVATIONS |
| | | | | 85 | 9:36 | P | NO SIGNIFICANT CLINICAL OBSERVATIONS |
| | | | | 86 | 7:23 | P | NO SIGNIFICANT CLINICAL OBSERVATIONS |
| | | | | 86 | 9:22 | P | NO SIGNIFICANT CLINICAL OBSERVATIONS |
| | | | | 87 | 8:44 | P | NO SIGNIFICANT CLINICAL OBSERVATIONS |
| | | | | 87 | 10:32 | P | NO SIGNIFICANT CLINICAL OBSERVATIONS |
| | | | | 88 | 6:46 | P | NO SIGNIFICANT CLINICAL OBSERVATIONS |
| | | | | 88 | 9:11 | P | NO SIGNIFICANT CLINICAL OBSERVATIONS |
| | | | | 89 | 6:19 | P | NO SIGNIFICANT CLINICAL OBSERVATIONS |
| | | | | 89 | 7:45 | P | NO SIGNIFICANT CLINICAL OBSERVATIONS |
| 10475 | M | 0 MG/KG/DAY | NORMAL | 0 | 10:09 | P | NO SIGNIFICANT CLINICAL OBSERVATIONS |
| | | | | 0 | 12:46 | P | NO SIGNIFICANT CLINICAL OBSERVATIONS |
| | | | | 1 | 7:42 | P | NO SIGNIFICANT CLINICAL OBSERVATIONS |
| | | | | 1 | 9:28 | P | NO SIGNIFICANT CLINICAL OBSERVATIONS |
| | | | | 2 | 9:13 | P | NO SIGNIFICANT CLINICAL OBSERVATIONS |
| | | | | 2 | 10:41 | P | NO SIGNIFICANT CLINICAL OBSERVATIONS |
| | | | | 3 | 9:14 | P | NO SIGNIFICANT CLINICAL OBSERVATIONS |
| | | | | 3 | 11:10 | P | NO SIGNIFICANT CLINICAL OBSERVATIONS |
| | | | | 4 | 6:56 | P | NO SIGNIFICANT CLINICAL OBSERVATIONS |
| | | | | 4 | 8:49 | P | NO SIGNIFICANT CLINICAL OBSERVATIONS |
| | | | | 7 | 9:26 | P | NO SIGNIFICANT CLINICAL OBSERVATIONS |
| | | | | 7 | 11:41 | P | NO SIGNIFICANT CLINICAL OBSERVATIONS |
| | | | | 8 | 8:35 | P | NO SIGNIFICANT CLINICAL OBSERVATIONS |
| | | | | 8 | 10:34 | P | NO SIGNIFICANT CLINICAL OBSERVATIONS |
| | | | | 9 | 9:33 | P | NO SIGNIFICANT CLINICAL OBSERVATIONS |

GRADE CODE: 1 - SLIGHT 2 - MODERATE 3 - SEVERE P - PRESENT

TABLE A3 (DOSING DAY OBSERVATIONS)
A 90-DAY DERMAL STUDY UTILIZING CLARIFIED OILS IN RATS
INDIVIDUAL CLINICAL OBSERVATIONS



STUDY DAYS: 0 THROUGH 89

| ANIMAL | SEX | GROUP | CATEGORY | STUDY DAY | TIME | GRADE | OBSERVATIONS |
|---|---|---|---|---|---|---|---|
| 10475 | M | 0 MG/KG/DAY | NORMAL | 9 | 11:19 | P | NO SIGNIFICANT CLINICAL OBSERVATIONS |
| | | | | 10 | 8:41 | P | NO SIGNIFICANT CLINICAL OBSERVATIONS |
| | | | | 10 | 10:15 | P | NO SIGNIFICANT CLINICAL OBSERVATIONS |
| | | | | 11 | 6:59 | P | NO SIGNIFICANT CLINICAL OBSERVATIONS |
| | | | | 11 | 9:16 | P | NO SIGNIFICANT CLINICAL OBSERVATIONS |
| | | | | 14 | 9:23 | P | NO SIGNIFICANT CLINICAL OBSERVATIONS |
| | | | | 14 | 12:05 | P | NO SIGNIFICANT CLINICAL OBSERVATIONS |
| | | | | 15 | 9:02 | P | NO SIGNIFICANT CLINICAL OBSERVATIONS |
| | | | | 15 | 10:37 | P | NO SIGNIFICANT CLINICAL OBSERVATIONS |
| | | | | 16 | 8:33 | P | NO SIGNIFICANT CLINICAL OBSERVATIONS |
| | | | | 16 | 10:03 | P | NO SIGNIFICANT CLINICAL OBSERVATIONS |
| | | | | 17 | 8:44 | P | NO SIGNIFICANT CLINICAL OBSERVATIONS |
| | | | | 17 | 10:25 | P | NO SIGNIFICANT CLINICAL OBSERVATIONS |
| | | | | 18 | 6:47 | P | NO SIGNIFICANT CLINICAL OBSERVATIONS |
| | | | | 18 | 8:35 | P | NO SIGNIFICANT CLINICAL OBSERVATIONS |
| | | | | 21 | 9:17 | P | NO SIGNIFICANT CLINICAL OBSERVATIONS |
| | | | | 21 | 11:28 | P | NO SIGNIFICANT CLINICAL OBSERVATIONS |
| | | | | 22 | 7:32 | P | NO SIGNIFICANT CLINICAL OBSERVATIONS |
| | | | | 22 | 9:33 | P | NO SIGNIFICANT CLINICAL OBSERVATIONS |
| | | | | 23 | 7:21 | P | NO SIGNIFICANT CLINICAL OBSERVATIONS |
| | | | | 23 | 9:11 | P | NO SIGNIFICANT CLINICAL OBSERVATIONS |
| | | | | 24 | 8:07 | P | NO SIGNIFICANT CLINICAL OBSERVATIONS |
| | | | | 24 | 9:26 | P | NO SIGNIFICANT CLINICAL OBSERVATIONS |
| | | | | 25 | 7:17 | P | NO SIGNIFICANT CLINICAL OBSERVATIONS |
| | | | | 25 | 9:17 | P | NO SIGNIFICANT CLINICAL OBSERVATIONS |
| | | | | 28 | 9:17 | P | NO SIGNIFICANT CLINICAL OBSERVATIONS |
| | | | | 28 | 11:39 | P | NO SIGNIFICANT CLINICAL OBSERVATIONS |
| | | | | 29 | 7:42 | P | NO SIGNIFICANT CLINICAL OBSERVATIONS |
| | | | | 29 | 9:42 | P | NO SIGNIFICANT CLINICAL OBSERVATIONS |

GRADE CODE: 1 - SLIGHT 2 - MODERATE 3 - SEVERE P - PRESENT

STUDY DAYS: 0 THROUGH 89

| ANIMAL | SEX | GROUP | CATEGORY | STUDY DAY | TIME | GRADE | OBSERVATIONS |
|---|---|---|---|---|---|---|---|
| 10475 | M | 0 MG/KG/DAY | NORMAL | 30 | 7:31 | P | NO SIGNIFICANT CLINICAL OBSERVATIONS |
| | | | | 30 | 9:22 | P | NO SIGNIFICANT CLINICAL OBSERVATIONS |
| | | | | 31 | 7:49 | P | NO SIGNIFICANT CLINICAL OBSERVATIONS |
| | | | | 31 | 9:03 | P | NO SIGNIFICANT CLINICAL OBSERVATIONS |
| | | | | 32 | 7:26 | P | NO SIGNIFICANT CLINICAL OBSERVATIONS |
| | | | | 32 | 8:59 | P | NO SIGNIFICANT CLINICAL OBSERVATIONS |
| | | | | 35 | 9:14 | P | NO SIGNIFICANT CLINICAL OBSERVATIONS |
| | | | | 35 | 10:59 | P | NO SIGNIFICANT CLINICAL OBSERVATIONS |
| | | | | 36 | 8:28 | P | NO SIGNIFICANT CLINICAL OBSERVATIONS |
| | | | | 36 | 10:15 | P | NO SIGNIFICANT CLINICAL OBSERVATIONS |
| | | | | 37 | 8:26 | P | NO SIGNIFICANT CLINICAL OBSERVATIONS |
| | | | | 37 | 10:04 | P | NO SIGNIFICANT CLINICAL OBSERVATIONS |
| | | | | 38 | 8:21 | P | NO SIGNIFICANT CLINICAL OBSERVATIONS |
| | | | | 38 | 10:07 | P | NO SIGNIFICANT CLINICAL OBSERVATIONS |
| | | | | 39 | 7:11 | P | NO SIGNIFICANT CLINICAL OBSERVATIONS |
| | | | | 39 | 9:12 | P | NO SIGNIFICANT CLINICAL OBSERVATIONS |
| | | | | 42 | 10:31 | P | NO SIGNIFICANT CLINICAL OBSERVATIONS |
| | | | | 43 | 8:26 | P | NO SIGNIFICANT CLINICAL OBSERVATIONS |
| | | | | 43 | 10:13 | P | NO SIGNIFICANT CLINICAL OBSERVATIONS |
| | | | | 44 | 7:58 | P | NO SIGNIFICANT CLINICAL OBSERVATIONS |
| | | | | 44 | 9:43 | P | NO SIGNIFICANT CLINICAL OBSERVATIONS |
| | | | | 45 | 8:24 | P | NO SIGNIFICANT CLINICAL OBSERVATIONS |
| | | | | 45 | 9:51 | P | NO SIGNIFICANT CLINICAL OBSERVATIONS |
| | | | | 46 | 6:52 | P | NO SIGNIFICANT CLINICAL OBSERVATIONS |
| | | | | 46 | 8:48 | P | NO SIGNIFICANT CLINICAL OBSERVATIONS |
| | | | | 49 | 9:28 | P | NO SIGNIFICANT CLINICAL OBSERVATIONS |
| | | | | 49 | 12:01 | P | NO SIGNIFICANT CLINICAL OBSERVATIONS |
| | | | | 50 | 8:31 | P | NO SIGNIFICANT CLINICAL OBSERVATIONS |
| | | | | 50 | 10:46 | P | NO SIGNIFICANT CLINICAL OBSERVATIONS |

GRADE CODE: 1 - SLIGHT 2 - MODERATE 3 - SEVERE P - PRESENT

STUDY DAYS: 0 THROUGH 89

| ANIMAL | SEX | GROUP | CATEGORY | STUDY DAY | TIME | GRADE | OBSERVATIONS |
|---|---|---|---|---|---|---|---|
| 10475 | M | 0 MG/KG/DAY | NORMAL | 51 | 7:54 | P | NO SIGNIFICANT CLINICAL OBSERVATIONS |
| | | | | 51 | 9:51 | P | NO SIGNIFICANT CLINICAL OBSERVATIONS |
| | | | | 52 | 9:10 | P | NO SIGNIFICANT CLINICAL OBSERVATIONS |
| | | | | 52 | 11:30 | P | NO SIGNIFICANT CLINICAL OBSERVATIONS |
| | | | | 53 | 6:55 | P | NO SIGNIFICANT CLINICAL OBSERVATIONS |
| | | | | 53 | 9:03 | P | NO SIGNIFICANT CLINICAL OBSERVATIONS |
| | | | | 56 | 8:57 | P | NO SIGNIFICANT CLINICAL OBSERVATIONS |
| | | | | 56 | 10:55 | P | NO SIGNIFICANT CLINICAL OBSERVATIONS |
| | | | | 57 | 8:59 | P | NO SIGNIFICANT CLINICAL OBSERVATIONS |
| | | | | 57 | 10:25 | P | NO SIGNIFICANT CLINICAL OBSERVATIONS |
| | | | | 58 | 7:34 | P | NO SIGNIFICANT CLINICAL OBSERVATIONS |
| | | | | 58 | 9:22 | P | NO SIGNIFICANT CLINICAL OBSERVATIONS |
| | | | | 59 | 7:21 | P | NO SIGNIFICANT CLINICAL OBSERVATIONS |
| | | | | 59 | 9:02 | P | NO SIGNIFICANT CLINICAL OBSERVATIONS |
| | | | | 60 | 7:35 | P | NO SIGNIFICANT CLINICAL OBSERVATIONS |
| | | | | 60 | 9:42 | P | NO SIGNIFICANT CLINICAL OBSERVATIONS |
| | | | | 63 | 11:57 | P | NO SIGNIFICANT CLINICAL OBSERVATIONS |
| | | | | 63 | 14:15 | P | NO SIGNIFICANT CLINICAL OBSERVATIONS |
| | | | | 64 | 8:36 | P | NO SIGNIFICANT CLINICAL OBSERVATIONS |
| | | | | 64 | 10:11 | P | NO SIGNIFICANT CLINICAL OBSERVATIONS |
| | | | | 65 | 8:45 | P | NO SIGNIFICANT CLINICAL OBSERVATIONS |
| | | | | 65 | 10:52 | P | NO SIGNIFICANT CLINICAL OBSERVATIONS |
| | | | | 66 | 8:18 | P | NO SIGNIFICANT CLINICAL OBSERVATIONS |
| | | | | 66 | 9:45 | P | NO SIGNIFICANT CLINICAL OBSERVATIONS |
| | | | | 67 | 7:27 | P | NO SIGNIFICANT CLINICAL OBSERVATIONS |
| | | | | 67 | 9:06 | P | NO SIGNIFICANT CLINICAL OBSERVATIONS |
| | | | | 70 | 8:01 | P | NO SIGNIFICANT CLINICAL OBSERVATIONS |
| | | | | 70 | 10:44 | P | NO SIGNIFICANT CLINICAL OBSERVATIONS |
| | | | | 71 | 8:09 | P | NO SIGNIFICANT CLINICAL OBSERVATIONS |

GRADE CODE: 1 - SLIGHT 2 - MODERATE 3 - SEVERE P - PRESENT

STUDY DAYS: 0 THROUGH 89

| ANIMAL | SEX | GROUP | CATEGORY | STUDY DAY | TIME | GRADE | OBSERVATIONS |
|---|---|---|---|---|---|---|---|
| 10475 | M | 0 MG/KG/DAY | NORMAL | 71 | 9:38 | P | NO SIGNIFICANT CLINICAL OBSERVATIONS |
| | | | | 72 | 7:26 | P | NO SIGNIFICANT CLINICAL OBSERVATIONS |
| | | | | 72 | 9:01 | P | NO SIGNIFICANT CLINICAL OBSERVATIONS |
| | | | | 73 | 7:26 | P | NO SIGNIFICANT CLINICAL OBSERVATIONS |
| | | | | 73 | 9:11 | P | NO SIGNIFICANT CLINICAL OBSERVATIONS |
| | | | | 74 | 7:14 | P | NO SIGNIFICANT CLINICAL OBSERVATIONS |
| | | | | 74 | 9:11 | P | NO SIGNIFICANT CLINICAL OBSERVATIONS |
| | | | | 77 | 8:16 | P | NO SIGNIFICANT CLINICAL OBSERVATIONS |
| | | | | 77 | 11:09 | P | NO SIGNIFICANT CLINICAL OBSERVATIONS |
| | | | | 78 | 9:34 | P | NO SIGNIFICANT CLINICAL OBSERVATIONS |
| | | | | 78 | 11:26 | P | NO SIGNIFICANT CLINICAL OBSERVATIONS |
| | | | | 79 | 7:17 | P | NO SIGNIFICANT CLINICAL OBSERVATIONS |
| | | | | 79 | 8:52 | P | NO SIGNIFICANT CLINICAL OBSERVATIONS |
| | | | | 80 | 8:49 | P | NO SIGNIFICANT CLINICAL OBSERVATIONS |
| | | | | 80 | 10:33 | P | NO SIGNIFICANT CLINICAL OBSERVATIONS |
| | | | | 81 | 7:29 | P | NO SIGNIFICANT CLINICAL OBSERVATIONS |
| | | | | 81 | 9:19 | P | NO SIGNIFICANT CLINICAL OBSERVATIONS |
| | | | | 85 | 7:32 | P | NO SIGNIFICANT CLINICAL OBSERVATIONS |
| | | | | 85 | 9:37 | P | NO SIGNIFICANT CLINICAL OBSERVATIONS |
| | | | | 86 | 7:23 | P | NO SIGNIFICANT CLINICAL OBSERVATIONS |
| | | | | 86 | 9:23 | P | NO SIGNIFICANT CLINICAL OBSERVATIONS |
| | | | | 87 | 8:44 | P | NO SIGNIFICANT CLINICAL OBSERVATIONS |
| | | | | 87 | 10:32 | P | NO SIGNIFICANT CLINICAL OBSERVATIONS |
| | | | | 88 | 6:46 | P | NO SIGNIFICANT CLINICAL OBSERVATIONS |
| | | | | 88 | 9:11 | P | NO SIGNIFICANT CLINICAL OBSERVATIONS |
| | | | | 89 | 6:19 | P | NO SIGNIFICANT CLINICAL OBSERVATIONS |
| | | | | 89 | 7:45 | P | NO SIGNIFICANT CLINICAL OBSERVATIONS |
| 10476 | M | 0 MG/KG/DAY | NORMAL | 0 | 10:09 | P | NO SIGNIFICANT CLINICAL OBSERVATIONS |
| | | | | 0 | 12:46 | P | NO SIGNIFICANT CLINICAL OBSERVATIONS |

GRADE CODE: 1 - SLIGHT 2 - MODERATE 3 - SEVERE P - PRESENT

TABLE A3 (DOSING DAY OBSERVATIONS)
A 90-DAY DERMAL STUDY UTILIZING CLARIFIED OILS IN RATS
INDIVIDUAL CLINICAL OBSERVATIONS



STUDY DAYS: 0 THROUGH 89

| ANIMAL | SEX | GROUP | CATEGORY | STUDY DAY | TIME | GRADE | OBSERVATIONS |
|---|---|---|---|---|---|---|---|
| 10476 | M | 0 MG/KG/DAY | NORMAL | 1 | 7:42 | P | NO SIGNIFICANT CLINICAL OBSERVATIONS |
| | | | | 1 | 9:28 | P | NO SIGNIFICANT CLINICAL OBSERVATIONS |
| | | | | 2 | 9:13 | P | NO SIGNIFICANT CLINICAL OBSERVATIONS |
| | | | | 2 | 10:41 | P | NO SIGNIFICANT CLINICAL OBSERVATIONS |
| | | | | 3 | 9:14 | P | NO SIGNIFICANT CLINICAL OBSERVATIONS |
| | | | | 3 | 11:10 | P | NO SIGNIFICANT CLINICAL OBSERVATIONS |
| | | | | 4 | 6:56 | P | NO SIGNIFICANT CLINICAL OBSERVATIONS |
| | | | | 4 | 8:49 | P | NO SIGNIFICANT CLINICAL OBSERVATIONS |
| | | | | 7 | 9:27 | P | NO SIGNIFICANT CLINICAL OBSERVATIONS |
| | | | | 7 | 11:41 | P | NO SIGNIFICANT CLINICAL OBSERVATIONS |
| | | | | 8 | 8:35 | P | NO SIGNIFICANT CLINICAL OBSERVATIONS |
| | | | | 8 | 10:34 | P | NO SIGNIFICANT CLINICAL OBSERVATIONS |
| | | | | 9 | 9:34 | P | NO SIGNIFICANT CLINICAL OBSERVATIONS |
| | | | | 9 | 11:20 | P | NO SIGNIFICANT CLINICAL OBSERVATIONS |
| | | | | 10 | 8:41 | P | NO SIGNIFICANT CLINICAL OBSERVATIONS |
| | | | | 10 | 10:15 | P | NO SIGNIFICANT CLINICAL OBSERVATIONS |
| | | | | 11 | 7:00 | P | NO SIGNIFICANT CLINICAL OBSERVATIONS |
| | | | | 11 | 9:16 | P | NO SIGNIFICANT CLINICAL OBSERVATIONS |
| | | | | 14 | 9:23 | P | NO SIGNIFICANT CLINICAL OBSERVATIONS |
| | | | | 14 | 12:05 | P | NO SIGNIFICANT CLINICAL OBSERVATIONS |
| | | | | 15 | 9:02 | P | NO SIGNIFICANT CLINICAL OBSERVATIONS |
| | | | | 15 | 10:37 | P | NO SIGNIFICANT CLINICAL OBSERVATIONS |
| | | | | 16 | 8:33 | P | NO SIGNIFICANT CLINICAL OBSERVATIONS |
| | | | | 16 | 10:03 | P | NO SIGNIFICANT CLINICAL OBSERVATIONS |
| | | | | 17 | 8:45 | P | NO SIGNIFICANT CLINICAL OBSERVATIONS |
| | | | | 17 | 10:25 | P | NO SIGNIFICANT CLINICAL OBSERVATIONS |
| | | | | 18 | 6:48 | P | NO SIGNIFICANT CLINICAL OBSERVATIONS |
| | | | | 18 | 8:36 | P | NO SIGNIFICANT CLINICAL OBSERVATIONS |
| | | | | 21 | 9:18 | P | NO SIGNIFICANT CLINICAL OBSERVATIONS |

GRADE CODE: 1 - SLIGHT 2 - MODERATE 3 - SEVERE P - PRESENT

STUDY DAYS: 0 THROUGH 89

| ANIMAL | SEX | GROUP | CATEGORY | STUDY DAY | TIME | GRADE | OBSERVATIONS |
|---|---|---|---|---|---|---|---|
| 10476 | M | 0 MG/KG/DAY | NORMAL | 21 | 11:29 | P | NO SIGNIFICANT CLINICAL OBSERVATIONS |
| | | | | 22 | 7:32 | P | NO SIGNIFICANT CLINICAL OBSERVATIONS |
| | | | | 22 | 9:33 | P | NO SIGNIFICANT CLINICAL OBSERVATIONS |
| | | | | 23 | 7:21 | P | NO SIGNIFICANT CLINICAL OBSERVATIONS |
| | | | | 23 | 9:11 | P | NO SIGNIFICANT CLINICAL OBSERVATIONS |
| | | | | 24 | 8:07 | P | NO SIGNIFICANT CLINICAL OBSERVATIONS |
| | | | | 24 | 9:26 | P | NO SIGNIFICANT CLINICAL OBSERVATIONS |
| | | | | 25 | 7:17 | P | NO SIGNIFICANT CLINICAL OBSERVATIONS |
| | | | | 25 | 9:17 | P | NO SIGNIFICANT CLINICAL OBSERVATIONS |
| | | | | 28 | 9:17 | P | NO SIGNIFICANT CLINICAL OBSERVATIONS |
| | | | | 28 | 11:40 | P | NO SIGNIFICANT CLINICAL OBSERVATIONS |
| | | | | 29 | 7:42 | P | NO SIGNIFICANT CLINICAL OBSERVATIONS |
| | | | | 29 | 9:42 | P | NO SIGNIFICANT CLINICAL OBSERVATIONS |
| | | | | 30 | 7:31 | P | NO SIGNIFICANT CLINICAL OBSERVATIONS |
| | | | | 30 | 9:22 | P | NO SIGNIFICANT CLINICAL OBSERVATIONS |
| | | | | 31 | 7:50 | P | NO SIGNIFICANT CLINICAL OBSERVATIONS |
| | | | | 31 | 9:03 | P | NO SIGNIFICANT CLINICAL OBSERVATIONS |
| | | | | 32 | 7:26 | P | NO SIGNIFICANT CLINICAL OBSERVATIONS |
| | | | | 32 | 8:59 | P | NO SIGNIFICANT CLINICAL OBSERVATIONS |
| | | | | 35 | 9:14 | P | NO SIGNIFICANT CLINICAL OBSERVATIONS |
| | | | | 35 | 10:59 | P | NO SIGNIFICANT CLINICAL OBSERVATIONS |
| | | | | 36 | 8:28 | P | NO SIGNIFICANT CLINICAL OBSERVATIONS |
| | | | | 36 | 10:15 | P | NO SIGNIFICANT CLINICAL OBSERVATIONS |
| | | | | 37 | 8:26 | P | NO SIGNIFICANT CLINICAL OBSERVATIONS |
| | | | | 37 | 10:05 | P | NO SIGNIFICANT CLINICAL OBSERVATIONS |
| | | | | 38 | 8:21 | P | NO SIGNIFICANT CLINICAL OBSERVATIONS |
| | | | | 38 | 10:07 | P | NO SIGNIFICANT CLINICAL OBSERVATIONS |
| | | | | 39 | 7:12 | P | NO SIGNIFICANT CLINICAL OBSERVATIONS |
| | | | | 39 | 9:12 | P | NO SIGNIFICANT CLINICAL OBSERVATIONS |

GRADE CODE: 1 - SLIGHT 2 - MODERATE 3 - SEVERE P - PRESENT

STUDY DAYS: 0 THROUGH 89

| ANIMAL | SEX | GROUP | CATEGORY | STUDY DAY | TIME | GRADE | OBSERVATIONS |
|---|---|---|---|---|---|---|---|
| 10476 | M | 0 MG/KG/DAY | NORMAL | 42 | 10:32 | P | NO SIGNIFICANT CLINICAL OBSERVATIONS |
| | | | | 43 | 8:26 | P | NO SIGNIFICANT CLINICAL OBSERVATIONS |
| | | | | 43 | 10:13 | P | NO SIGNIFICANT CLINICAL OBSERVATIONS |
| | | | | 44 | 7:58 | P | NO SIGNIFICANT CLINICAL OBSERVATIONS |
| | | | | 44 | 9:43 | P | NO SIGNIFICANT CLINICAL OBSERVATIONS |
| | | | | 45 | 8:24 | P | NO SIGNIFICANT CLINICAL OBSERVATIONS |
| | | | | 45 | 9:51 | P | NO SIGNIFICANT CLINICAL OBSERVATIONS |
| | | | | 46 | 6:52 | P | NO SIGNIFICANT CLINICAL OBSERVATIONS |
| | | | | 46 | 8:49 | P | NO SIGNIFICANT CLINICAL OBSERVATIONS |
| | | | | 49 | 9:28 | P | NO SIGNIFICANT CLINICAL OBSERVATIONS |
| | | | | 49 | 12:01 | P | NO SIGNIFICANT CLINICAL OBSERVATIONS |
| | | | | 50 | 8:31 | P | NO SIGNIFICANT CLINICAL OBSERVATIONS |
| | | | | 50 | 10:46 | P | NO SIGNIFICANT CLINICAL OBSERVATIONS |
| | | | | 51 | 7:54 | P | NO SIGNIFICANT CLINICAL OBSERVATIONS |
| | | | | 51 | 9:51 | P | NO SIGNIFICANT CLINICAL OBSERVATIONS |
| | | | | 52 | 9:11 | P | NO SIGNIFICANT CLINICAL OBSERVATIONS |
| | | | | 52 | 11:30 | P | NO SIGNIFICANT CLINICAL OBSERVATIONS |
| | | | | 53 | 6:55 | P | NO SIGNIFICANT CLINICAL OBSERVATIONS |
| | | | | 53 | 9:03 | P | NO SIGNIFICANT CLINICAL OBSERVATIONS |
| | | | | 56 | 8:57 | P | NO SIGNIFICANT CLINICAL OBSERVATIONS |
| | | | | 56 | 10:55 | P | NO SIGNIFICANT CLINICAL OBSERVATIONS |
| | | | | 57 | 8:59 | P | NO SIGNIFICANT CLINICAL OBSERVATIONS |
| | | | | 57 | 10:25 | P | NO SIGNIFICANT CLINICAL OBSERVATIONS |
| | | | | 58 | 7:35 | P | NO SIGNIFICANT CLINICAL OBSERVATIONS |
| | | | | 58 | 9:22 | P | NO SIGNIFICANT CLINICAL OBSERVATIONS |
| | | | | 59 | 7:21 | P | NO SIGNIFICANT CLINICAL OBSERVATIONS |
| | | | | 59 | 9:02 | P | NO SIGNIFICANT CLINICAL OBSERVATIONS |
| | | | | 60 | 7:35 | P | NO SIGNIFICANT CLINICAL OBSERVATIONS |
| | | | | 60 | 9:42 | P | NO SIGNIFICANT CLINICAL OBSERVATIONS |

GRADE CODE: 1 - SLIGHT 2 - MODERATE 3 - SEVERE P - PRESENT

STUDY DAYS: 0 THROUGH 89

| ANIMAL | SEX | GROUP | CATEGORY | STUDY DAY | TIME | GRADE | OBSERVATIONS |
|---|---|---|---|---|---|---|---|
| 10476 | M | 0 MG/KG/DAY | NORMAL | 63 | 11:58 | P | NO SIGNIFICANT CLINICAL OBSERVATIONS |
| | | | | 63 | 14:15 | P | NO SIGNIFICANT CLINICAL OBSERVATIONS |
| | | | | 64 | 8:37 | P | NO SIGNIFICANT CLINICAL OBSERVATIONS |
| | | | | 64 | 10:11 | P | NO SIGNIFICANT CLINICAL OBSERVATIONS |
| | | | | 65 | 8:45 | P | NO SIGNIFICANT CLINICAL OBSERVATIONS |
| | | | | 65 | 10:52 | P | NO SIGNIFICANT CLINICAL OBSERVATIONS |
| | | | | 66 | 8:19 | P | NO SIGNIFICANT CLINICAL OBSERVATIONS |
| | | | | 66 | 9:45 | P | NO SIGNIFICANT CLINICAL OBSERVATIONS |
| | | | | 67 | 7:27 | P | NO SIGNIFICANT CLINICAL OBSERVATIONS |
| | | | | 67 | 9:06 | P | NO SIGNIFICANT CLINICAL OBSERVATIONS |
| | | | | 70 | 8:01 | P | NO SIGNIFICANT CLINICAL OBSERVATIONS |
| | | | | 70 | 10:44 | P | NO SIGNIFICANT CLINICAL OBSERVATIONS |
| | | | | 71 | 8:09 | P | NO SIGNIFICANT CLINICAL OBSERVATIONS |
| | | | | 71 | 9:38 | P | NO SIGNIFICANT CLINICAL OBSERVATIONS |
| | | | | 72 | 7:26 | P | NO SIGNIFICANT CLINICAL OBSERVATIONS |
| | | | | 72 | 9:01 | P | NO SIGNIFICANT CLINICAL OBSERVATIONS |
| | | | | 73 | 7:26 | P | NO SIGNIFICANT CLINICAL OBSERVATIONS |
| | | | | 73 | 9:11 | P | NO SIGNIFICANT CLINICAL OBSERVATIONS |
| | | | | 74 | 7:14 | P | NO SIGNIFICANT CLINICAL OBSERVATIONS |
| | | | | 74 | 9:11 | P | NO SIGNIFICANT CLINICAL OBSERVATIONS |
| | | | | 77 | 8:17 | P | NO SIGNIFICANT CLINICAL OBSERVATIONS |
| | | | | 77 | 11:09 | P | NO SIGNIFICANT CLINICAL OBSERVATIONS |
| | | | | 78 | 9:35 | P | NO SIGNIFICANT CLINICAL OBSERVATIONS |
| | | | | 78 | 11:26 | P | NO SIGNIFICANT CLINICAL OBSERVATIONS |
| | | | | 79 | 7:17 | P | NO SIGNIFICANT CLINICAL OBSERVATIONS |
| | | | | 79 | 8:52 | P | NO SIGNIFICANT CLINICAL OBSERVATIONS |
| | | | | 80 | 8:49 | P | NO SIGNIFICANT CLINICAL OBSERVATIONS |
| | | | | 80 | 10:33 | P | NO SIGNIFICANT CLINICAL OBSERVATIONS |
| | | | | 81 | 7:30 | P | NO SIGNIFICANT CLINICAL OBSERVATIONS |

GRADE CODE: 1 - SLIGHT 2 - MODERATE 3 - SEVERE P - PRESENT

STUDY DAYS: 0 THROUGH 89

| ANIMAL | SEX | GROUP | CATEGORY | STUDY DAY | TIME | GRADE | OBSERVATIONS |
|---|---|---|---|---|---|---|---|
| 10476 | M | 0 MG/KG/DAY | NORMAL | 81 | 9:19 | P | NO SIGNIFICANT CLINICAL OBSERVATIONS |
| | | | | 85 | 7:33 | P | NO SIGNIFICANT CLINICAL OBSERVATIONS |
| | | | | 85 | 9:37 | P | NO SIGNIFICANT CLINICAL OBSERVATIONS |
| | | | | 86 | 7:23 | P | NO SIGNIFICANT CLINICAL OBSERVATIONS |
| | | | | 86 | 9:23 | P | NO SIGNIFICANT CLINICAL OBSERVATIONS |
| | | | | 87 | 8:44 | P | NO SIGNIFICANT CLINICAL OBSERVATIONS |
| | | | | 87 | 10:32 | P | NO SIGNIFICANT CLINICAL OBSERVATIONS |
| | | | | 88 | 6:46 | P | NO SIGNIFICANT CLINICAL OBSERVATIONS |
| | | | | 88 | 9:11 | P | NO SIGNIFICANT CLINICAL OBSERVATIONS |
| | | | | 89 | 6:19 | P | NO SIGNIFICANT CLINICAL OBSERVATIONS |
| | | | | 89 | 7:45 | P | NO SIGNIFICANT CLINICAL OBSERVATIONS |
| 10425 | M | 5 MG/KG/DAY | NORMAL | 0 | 10:15 | P | NO SIGNIFICANT CLINICAL OBSERVATIONS |
| | | | | 0 | 12:48 | P | NO SIGNIFICANT CLINICAL OBSERVATIONS |
| | | | | 1 | 7:44 | P | NO SIGNIFICANT CLINICAL OBSERVATIONS |
| | | | | 1 | 9:31 | P | NO SIGNIFICANT CLINICAL OBSERVATIONS |
| | | | | 2 | 9:16 | P | NO SIGNIFICANT CLINICAL OBSERVATIONS |
| | | | | 2 | 10:43 | P | NO SIGNIFICANT CLINICAL OBSERVATIONS |
| | | | | 3 | 9:17 | P | NO SIGNIFICANT CLINICAL OBSERVATIONS |
| | | | | 3 | 11:12 | P | NO SIGNIFICANT CLINICAL OBSERVATIONS |
| | | | | 4 | 6:58 | P | NO SIGNIFICANT CLINICAL OBSERVATIONS |
| | | | | 4 | 8:51 | P | NO SIGNIFICANT CLINICAL OBSERVATIONS |
| | | | | 7 | 9:32 | P | NO SIGNIFICANT CLINICAL OBSERVATIONS |
| | | | | 7 | 11:42 | P | NO SIGNIFICANT CLINICAL OBSERVATIONS |
| | | | | 8 | 8:38 | P | NO SIGNIFICANT CLINICAL OBSERVATIONS |
| | | | | 8 | 10:36 | P | NO SIGNIFICANT CLINICAL OBSERVATIONS |
| | | | | 9 | 9:36 | P | NO SIGNIFICANT CLINICAL OBSERVATIONS |
| | | | | 9 | 11:21 | P | NO SIGNIFICANT CLINICAL OBSERVATIONS |
| | | | | 10 | 8:43 | P | NO SIGNIFICANT CLINICAL OBSERVATIONS |
| | | | | 10 | 10:16 | P | NO SIGNIFICANT CLINICAL OBSERVATIONS |

GRADE CODE: 1 - SLIGHT 2 - MODERATE 3 - SEVERE P - PRESENT

STUDY DAYS: 0 THROUGH 89

| ANIMAL | SEX | GROUP | CATEGORY | STUDY DAY | TIME | GRADE | OBSERVATIONS |
|---|---|---|---|---|---|---|---|
| 10425 | M | 5 MG/KG/DAY | NORMAL | 14 | 9:26 | P | NO SIGNIFICANT CLINICAL OBSERVATIONS |
| | | | | 14 | 12:07 | P | NO SIGNIFICANT CLINICAL OBSERVATIONS |
| | | | | 15 | 9:03 | P | NO SIGNIFICANT CLINICAL OBSERVATIONS |
| | | | | 15 | 10:39 | P | NO SIGNIFICANT CLINICAL OBSERVATIONS |
| | | | | 16 | 8:35 | P | NO SIGNIFICANT CLINICAL OBSERVATIONS |
| | | | | 16 | 10:04 | P | NO SIGNIFICANT CLINICAL OBSERVATIONS |
| | | | | 17 | 8:47 | P | NO SIGNIFICANT CLINICAL OBSERVATIONS |
| | | | | 17 | 10:26 | P | NO SIGNIFICANT CLINICAL OBSERVATIONS |
| | | | | 18 | 6:51 | P | NO SIGNIFICANT CLINICAL OBSERVATIONS |
| | | | | 18 | 8:55 | P | NO SIGNIFICANT CLINICAL OBSERVATIONS |
| | | | | 21 | 9:21 | P | NO SIGNIFICANT CLINICAL OBSERVATIONS |
| | | | | 21 | 11:31 | P | NO SIGNIFICANT CLINICAL OBSERVATIONS |
| | | | | 22 | 7:34 | P | NO SIGNIFICANT CLINICAL OBSERVATIONS |
| | | | | 22 | 9:35 | P | NO SIGNIFICANT CLINICAL OBSERVATIONS |
| | | | | 23 | 7:23 | P | NO SIGNIFICANT CLINICAL OBSERVATIONS |
| | | | | 23 | 9:13 | P | NO SIGNIFICANT CLINICAL OBSERVATIONS |
| | | | | 24 | 8:09 | P | NO SIGNIFICANT CLINICAL OBSERVATIONS |
| | | | | 24 | 9:28 | P | NO SIGNIFICANT CLINICAL OBSERVATIONS |
| | | | | 25 | 7:19 | P | NO SIGNIFICANT CLINICAL OBSERVATIONS |
| | | | | 25 | 9:19 | P | NO SIGNIFICANT CLINICAL OBSERVATIONS |
| | | | | 28 | 9:19 | P | NO SIGNIFICANT CLINICAL OBSERVATIONS |
| | | | | 28 | 11:41 | P | NO SIGNIFICANT CLINICAL OBSERVATIONS |
| | | | | 29 | 7:43 | P | NO SIGNIFICANT CLINICAL OBSERVATIONS |
| | | | | 29 | 9:44 | P | NO SIGNIFICANT CLINICAL OBSERVATIONS |
| | | | | 30 | 7:33 | P | NO SIGNIFICANT CLINICAL OBSERVATIONS |
| | | | | 30 | 9:24 | P | NO SIGNIFICANT CLINICAL OBSERVATIONS |
| | | | | 31 | 7:50 | P | NO SIGNIFICANT CLINICAL OBSERVATIONS |
| | | | | 31 | 9:05 | P | NO SIGNIFICANT CLINICAL OBSERVATIONS |
| | | | | 32 | 7:28 | P | NO SIGNIFICANT CLINICAL OBSERVATIONS |

GRADE CODE: 1 - SLIGHT 2 - MODERATE 3 - SEVERE P - PRESENT

STUDY DAYS: 0 THROUGH 89

| ANIMAL | SEX | GROUP | CATEGORY | STUDY DAY | TIME | GRADE | OBSERVATIONS |
|---|---|---|---|---|---|---|---|
| 10425 | M | 5 MG/KG/DAY | NORMAL | 32 | 9:53 | P | NO SIGNIFICANT CLINICAL OBSERVATIONS |
| | | | | 35 | 9:15 | P | NO SIGNIFICANT CLINICAL OBSERVATIONS |
| | | | | 35 | 11:01 | P | NO SIGNIFICANT CLINICAL OBSERVATIONS |
| | | | | 36 | 8:30 | P | NO SIGNIFICANT CLINICAL OBSERVATIONS |
| | | | | 36 | 10:16 | P | NO SIGNIFICANT CLINICAL OBSERVATIONS |
| | | | | 37 | 8:28 | P | NO SIGNIFICANT CLINICAL OBSERVATIONS |
| | | | | 37 | 10:06 | P | NO SIGNIFICANT CLINICAL OBSERVATIONS |
| | | | | 38 | 8:24 | P | NO SIGNIFICANT CLINICAL OBSERVATIONS |
| | | | | 38 | 10:08 | P | NO SIGNIFICANT CLINICAL OBSERVATIONS |
| | | | | 39 | 7:13 | P | NO SIGNIFICANT CLINICAL OBSERVATIONS |
| | | | | 39 | 9:13 | P | NO SIGNIFICANT CLINICAL OBSERVATIONS |
| | | | | 42 | 10:50 | P | NO SIGNIFICANT CLINICAL OBSERVATIONS |
| | | | | 43 | 8:28 | P | NO SIGNIFICANT CLINICAL OBSERVATIONS |
| | | | | 43 | 10:15 | P | NO SIGNIFICANT CLINICAL OBSERVATIONS |
| | | | | 44 | 8:00 | P | NO SIGNIFICANT CLINICAL OBSERVATIONS |
| | | | | 44 | 9:45 | P | NO SIGNIFICANT CLINICAL OBSERVATIONS |
| | | | | 45 | 8:25 | P | NO SIGNIFICANT CLINICAL OBSERVATIONS |
| | | | | 45 | 9:54 | P | NO SIGNIFICANT CLINICAL OBSERVATIONS |
| | | | | 46 | 6:53 | P | NO SIGNIFICANT CLINICAL OBSERVATIONS |
| | | | | 46 | 8:50 | P | NO SIGNIFICANT CLINICAL OBSERVATIONS |
| | | | | 49 | 9:31 | P | NO SIGNIFICANT CLINICAL OBSERVATIONS |
| | | | | 49 | 12:03 | P | NO SIGNIFICANT CLINICAL OBSERVATIONS |
| | | | | 50 | 8:32 | P | NO SIGNIFICANT CLINICAL OBSERVATIONS |
| | | | | 50 | 10:47 | P | NO SIGNIFICANT CLINICAL OBSERVATIONS |
| | | | | 51 | 7:56 | P | NO SIGNIFICANT CLINICAL OBSERVATIONS |
| | | | | 51 | 9:52 | P | NO SIGNIFICANT CLINICAL OBSERVATIONS |
| | | | | 52 | 9:13 | P | NO SIGNIFICANT CLINICAL OBSERVATIONS |
| | | | | 52 | 11:31 | P | NO SIGNIFICANT CLINICAL OBSERVATIONS |
| | | | | 53 | 6:57 | P | NO SIGNIFICANT CLINICAL OBSERVATIONS |

GRADE CODE: 1 - SLIGHT 2 - MODERATE 3 - SEVERE P - PRESENT

STUDY DAYS: 0 THROUGH 89

| ANIMAL | SEX | GROUP | CATEGORY | STUDY DAY | TIME | GRADE | OBSERVATIONS |
|---|---|---|---|---|---|---|---|
| 10425 | M | 5 MG/KG/DAY | NORMAL | 53 | 9:05 | P | NO SIGNIFICANT CLINICAL OBSERVATIONS |
| | | | | 56 | 8:59 | P | NO SIGNIFICANT CLINICAL OBSERVATIONS |
| | | | | 56 | 10:57 | P | NO SIGNIFICANT CLINICAL OBSERVATIONS |
| | | | | 57 | 9:02 | P | NO SIGNIFICANT CLINICAL OBSERVATIONS |
| | | | | 57 | 10:28 | P | NO SIGNIFICANT CLINICAL OBSERVATIONS |
| | | | | 58 | 7:37 | P | NO SIGNIFICANT CLINICAL OBSERVATIONS |
| | | | | 58 | 9:23 | P | NO SIGNIFICANT CLINICAL OBSERVATIONS |
| | | | | 59 | 7:23 | P | NO SIGNIFICANT CLINICAL OBSERVATIONS |
| | | | | 59 | 9:03 | P | NO SIGNIFICANT CLINICAL OBSERVATIONS |
| | | | | 60 | 7:37 | P | NO SIGNIFICANT CLINICAL OBSERVATIONS |
| | | | | 60 | 9:44 | P | NO SIGNIFICANT CLINICAL OBSERVATIONS |
| | | | | 63 | 12:00 | P | NO SIGNIFICANT CLINICAL OBSERVATIONS |
| | | | | 63 | 14:16 | P | NO SIGNIFICANT CLINICAL OBSERVATIONS |
| | | | | 64 | 8:38 | P | NO SIGNIFICANT CLINICAL OBSERVATIONS |
| | | | | 64 | 10:13 | P | NO SIGNIFICANT CLINICAL OBSERVATIONS |
| | | | | 65 | 8:46 | P | NO SIGNIFICANT CLINICAL OBSERVATIONS |
| | | | | 65 | 10:53 | P | NO SIGNIFICANT CLINICAL OBSERVATIONS |
| | | | | 66 | 8:20 | P | NO SIGNIFICANT CLINICAL OBSERVATIONS |
| | | | | 66 | 9:47 | P | NO SIGNIFICANT CLINICAL OBSERVATIONS |
| | | | | 67 | 7:30 | P | NO SIGNIFICANT CLINICAL OBSERVATIONS |
| | | | | 67 | 9:08 | P | NO SIGNIFICANT CLINICAL OBSERVATIONS |
| | | | | 70 | 8:01 | P | NO SIGNIFICANT CLINICAL OBSERVATIONS |
| | | | | 70 | 10:46 | P | NO SIGNIFICANT CLINICAL OBSERVATIONS |
| | | | | 71 | 8:11 | P | NO SIGNIFICANT CLINICAL OBSERVATIONS |
| | | | | 71 | 9:40 | P | NO SIGNIFICANT CLINICAL OBSERVATIONS |
| | | | | 72 | 7:28 | P | NO SIGNIFICANT CLINICAL OBSERVATIONS |
| | | | | 72 | 9:03 | P | NO SIGNIFICANT CLINICAL OBSERVATIONS |
| | | | | 73 | 7:28 | P | NO SIGNIFICANT CLINICAL OBSERVATIONS |
| | | | | 73 | 9:13 | P | NO SIGNIFICANT CLINICAL OBSERVATIONS |

GRADE CODE: 1 - SLIGHT 2 - MODERATE 3 - SEVERE P - PRESENT

STUDY DAYS: 0 THROUGH 89

| ANIMAL | SEX | GROUP | CATEGORY | STUDY DAY | TIME | GRADE | OBSERVATIONS |
|---|---|---|---|---|---|---|---|
| 10425 | M | 5 MG/KG/DAY | NORMAL | 74 | 7:15 | P | NO SIGNIFICANT CLINICAL OBSERVATIONS |
| | | | | 74 | 9:17 | P | NO SIGNIFICANT CLINICAL OBSERVATIONS |
| | | | | 77 | 8:20 | P | NO SIGNIFICANT CLINICAL OBSERVATIONS |
| | | | | 77 | 11:22 | P | NO SIGNIFICANT CLINICAL OBSERVATIONS |
| | | | | 78 | 9:36 | P | NO SIGNIFICANT CLINICAL OBSERVATIONS |
| | | | | 78 | 11:28 | P | NO SIGNIFICANT CLINICAL OBSERVATIONS |
| | | | | 79 | 7:19 | P | NO SIGNIFICANT CLINICAL OBSERVATIONS |
| | | | | 79 | 8:54 | P | NO SIGNIFICANT CLINICAL OBSERVATIONS |
| | | | | 80 | 8:51 | P | NO SIGNIFICANT CLINICAL OBSERVATIONS |
| | | | | 80 | 10:35 | P | NO SIGNIFICANT CLINICAL OBSERVATIONS |
| | | | | 81 | 7:31 | P | NO SIGNIFICANT CLINICAL OBSERVATIONS |
| | | | | 81 | 9:22 | P | NO SIGNIFICANT CLINICAL OBSERVATIONS |
| | | | | 84 | 9:00 | P | NO SIGNIFICANT CLINICAL OBSERVATIONS |
| | | | | 84 | 10:50 | P | NO SIGNIFICANT CLINICAL OBSERVATIONS |
| | | | | 85 | 7:35 | P | NO SIGNIFICANT CLINICAL OBSERVATIONS |
| | | | | 85 | 9:38 | P | NO SIGNIFICANT CLINICAL OBSERVATIONS |
| | | | | 87 | 8:45 | P | NO SIGNIFICANT CLINICAL OBSERVATIONS |
| | | | | 87 | 10:35 | P | NO SIGNIFICANT CLINICAL OBSERVATIONS |
| | | | | 88 | 6:48 | P | NO SIGNIFICANT CLINICAL OBSERVATIONS |
| | | | | 88 | 9:12 | P | NO SIGNIFICANT CLINICAL OBSERVATIONS |
| 10425 | M | 5 MG/KG/DAY | SPECIAL | 86 | 7:25 | P | SWOLLEN FACIAL AREA |
| | | | | 86 | 9:24 | P | SWOLLEN FACIAL AREA |
| 10426 | M | 5 MG/KG/DAY | NORMAL | 0 | 10:16 | P | NO SIGNIFICANT CLINICAL OBSERVATIONS |
| | | | | 0 | 12:48 | P | NO SIGNIFICANT CLINICAL OBSERVATIONS |
| | | | | 1 | 7:45 | P | NO SIGNIFICANT CLINICAL OBSERVATIONS |
| | | | | 1 | 9:31 | P | NO SIGNIFICANT CLINICAL OBSERVATIONS |
| | | | | 2 | 9:16 | P | NO SIGNIFICANT CLINICAL OBSERVATIONS |
| | | | | 2 | 10:43 | P | NO SIGNIFICANT CLINICAL OBSERVATIONS |
| | | | | 3 | 9:17 | P | NO SIGNIFICANT CLINICAL OBSERVATIONS |

GRADE CODE: 1 - SLIGHT 2 - MODERATE 3 - SEVERE P - PRESENT

TABLE A3 (DOSING DAY OBSERVATIONS)
A 90-DAY DERMAL STUDY UTILIZING CLARIFIED OILS IN RATS
INDIVIDUAL CLINICAL OBSERVATIONS



STUDY DAYS: 0 THROUGH 89

| ANIMAL | SEX | GROUP | CATEGORY | STUDY DAY | TIME | GRADE | OBSERVATIONS |
|---|---|---|---|---|---|---|---|
| 10426 | M | 5 MG/KG/DAY | NORMAL | 3 | 11:12 | P | NO SIGNIFICANT CLINICAL OBSERVATIONS |
| | | | | 4 | 6:58 | P | NO SIGNIFICANT CLINICAL OBSERVATIONS |
| | | | | 4 | 8:51 | P | NO SIGNIFICANT CLINICAL OBSERVATIONS |
| | | | | 7 | 9:32 | P | NO SIGNIFICANT CLINICAL OBSERVATIONS |
| | | | | 7 | 11:43 | P | NO SIGNIFICANT CLINICAL OBSERVATIONS |
| | | | | 8 | 8:39 | P | NO SIGNIFICANT CLINICAL OBSERVATIONS |
| | | | | 8 | 10:36 | P | NO SIGNIFICANT CLINICAL OBSERVATIONS |
| | | | | 9 | 9:36 | P | NO SIGNIFICANT CLINICAL OBSERVATIONS |
| | | | | 9 | 11:21 | P | NO SIGNIFICANT CLINICAL OBSERVATIONS |
| | | | | 10 | 8:43 | P | NO SIGNIFICANT CLINICAL OBSERVATIONS |
| | | | | 10 | 10:16 | P | NO SIGNIFICANT CLINICAL OBSERVATIONS |
| | | | | 11 | 7:02 | P | NO SIGNIFICANT CLINICAL OBSERVATIONS |
| | | | | 11 | 9:18 | P | NO SIGNIFICANT CLINICAL OBSERVATIONS |
| | | | | 14 | 9:27 | P | NO SIGNIFICANT CLINICAL OBSERVATIONS |
| | | | | 14 | 12:07 | P | NO SIGNIFICANT CLINICAL OBSERVATIONS |
| | | | | 15 | 9:03 | P | NO SIGNIFICANT CLINICAL OBSERVATIONS |
| | | | | 15 | 10:39 | P | NO SIGNIFICANT CLINICAL OBSERVATIONS |
| | | | | 16 | 8:35 | P | NO SIGNIFICANT CLINICAL OBSERVATIONS |
| | | | | 16 | 10:04 | P | NO SIGNIFICANT CLINICAL OBSERVATIONS |
| | | | | 17 | 8:47 | P | NO SIGNIFICANT CLINICAL OBSERVATIONS |
| | | | | 17 | 10:26 | P | NO SIGNIFICANT CLINICAL OBSERVATIONS |
| | | | | 18 | 6:51 | P | NO SIGNIFICANT CLINICAL OBSERVATIONS |
| | | | | 18 | 8:55 | P | NO SIGNIFICANT CLINICAL OBSERVATIONS |
| | | | | 21 | 9:22 | P | NO SIGNIFICANT CLINICAL OBSERVATIONS |
| | | | | 21 | 11:31 | P | NO SIGNIFICANT CLINICAL OBSERVATIONS |
| | | | | 22 | 7:34 | P | NO SIGNIFICANT CLINICAL OBSERVATIONS |
| | | | | 23 | 7:25 | P | NO SIGNIFICANT CLINICAL OBSERVATIONS |
| | | | | 23 | 9:13 | P | NO SIGNIFICANT CLINICAL OBSERVATIONS |
| | | | | 24 | 8:09 | P | NO SIGNIFICANT CLINICAL OBSERVATIONS |

GRADE CODE: 1 - SLIGHT 2 - MODERATE 3 - SEVERE P - PRESENT

STUDY DAYS: 0 THROUGH 89

| ANIMAL | SEX | GROUP | CATEGORY | STUDY DAY | TIME | GRADE | OBSERVATIONS |
|---|---|---|---|---|---|---|---|
| 10426 | M | 5 MG/KG/DAY | NORMAL | 24 | 9:28 | P | NO SIGNIFICANT CLINICAL OBSERVATIONS |
| | | | | 25 | 7:19 | P | NO SIGNIFICANT CLINICAL OBSERVATIONS |
| | | | | 25 | 9:20 | P | NO SIGNIFICANT CLINICAL OBSERVATIONS |
| | | | | 28 | 9:19 | P | NO SIGNIFICANT CLINICAL OBSERVATIONS |
| | | | | 28 | 11:42 | P | NO SIGNIFICANT CLINICAL OBSERVATIONS |
| | | | | 29 | 7:43 | P | NO SIGNIFICANT CLINICAL OBSERVATIONS |
| | | | | 29 | 9:44 | P | NO SIGNIFICANT CLINICAL OBSERVATIONS |
| | | | | 30 | 7:33 | P | NO SIGNIFICANT CLINICAL OBSERVATIONS |
| | | | | 30 | 9:24 | P | NO SIGNIFICANT CLINICAL OBSERVATIONS |
| | | | | 31 | 7:51 | P | NO SIGNIFICANT CLINICAL OBSERVATIONS |
| | | | | 31 | 9:05 | P | NO SIGNIFICANT CLINICAL OBSERVATIONS |
| | | | | 32 | 7:28 | P | NO SIGNIFICANT CLINICAL OBSERVATIONS |
| | | | | 32 | 9:54 | P | NO SIGNIFICANT CLINICAL OBSERVATIONS |
| | | | | 35 | 9:15 | P | NO SIGNIFICANT CLINICAL OBSERVATIONS |
| | | | | 35 | 11:01 | P | NO SIGNIFICANT CLINICAL OBSERVATIONS |
| | | | | 36 | 8:30 | P | NO SIGNIFICANT CLINICAL OBSERVATIONS |
| | | | | 36 | 10:16 | P | NO SIGNIFICANT CLINICAL OBSERVATIONS |
| | | | | 37 | 8:28 | P | NO SIGNIFICANT CLINICAL OBSERVATIONS |
| | | | | 37 | 10:06 | P | NO SIGNIFICANT CLINICAL OBSERVATIONS |
| | | | | 38 | 8:24 | P | NO SIGNIFICANT CLINICAL OBSERVATIONS |
| | | | | 38 | 10:08 | P | NO SIGNIFICANT CLINICAL OBSERVATIONS |
| | | | | 39 | 7:13 | P | NO SIGNIFICANT CLINICAL OBSERVATIONS |
| | | | | 39 | 9:14 | P | NO SIGNIFICANT CLINICAL OBSERVATIONS |
| | | | | 42 | 10:50 | P | NO SIGNIFICANT CLINICAL OBSERVATIONS |
| | | | | 43 | 8:28 | P | NO SIGNIFICANT CLINICAL OBSERVATIONS |
| | | | | 43 | 10:15 | P | NO SIGNIFICANT CLINICAL OBSERVATIONS |
| | | | | 44 | 8:00 | P | NO SIGNIFICANT CLINICAL OBSERVATIONS |
| | | | | 44 | 9:45 | P | NO SIGNIFICANT CLINICAL OBSERVATIONS |
| | | | | 45 | 8:25 | P | NO SIGNIFICANT CLINICAL OBSERVATIONS |

GRADE CODE: 1 - SLIGHT 2 - MODERATE 3 - SEVERE P - PRESENT

STUDY DAYS: 0 THROUGH 89

| ANIMAL | SEX | GROUP | CATEGORY | STUDY DAY | TIME | GRADE | OBSERVATIONS |
|---|---|---|---|---|---|---|---|
| 10426 | M | 5 MG/KG/DAY | NORMAL | 45 | 9:55 | P | NO SIGNIFICANT CLINICAL OBSERVATIONS |
| | | | | 46 | 6:54 | P | NO SIGNIFICANT CLINICAL OBSERVATIONS |
| | | | | 46 | 8:50 | P | NO SIGNIFICANT CLINICAL OBSERVATIONS |
| | | | | 49 | 9:31 | P | NO SIGNIFICANT CLINICAL OBSERVATIONS |
| | | | | 49 | 12:03 | P | NO SIGNIFICANT CLINICAL OBSERVATIONS |
| | | | | 50 | 8:33 | P | NO SIGNIFICANT CLINICAL OBSERVATIONS |
| | | | | 50 | 10:48 | P | NO SIGNIFICANT CLINICAL OBSERVATIONS |
| | | | | 51 | 7:56 | P | NO SIGNIFICANT CLINICAL OBSERVATIONS |
| | | | | 51 | 9:52 | P | NO SIGNIFICANT CLINICAL OBSERVATIONS |
| | | | | 52 | 9:13 | P | NO SIGNIFICANT CLINICAL OBSERVATIONS |
| | | | | 52 | 11:32 | P | NO SIGNIFICANT CLINICAL OBSERVATIONS |
| | | | | 53 | 6:58 | P | NO SIGNIFICANT CLINICAL OBSERVATIONS |
| | | | | 53 | 9:05 | P | NO SIGNIFICANT CLINICAL OBSERVATIONS |
| | | | | 56 | 9:00 | P | NO SIGNIFICANT CLINICAL OBSERVATIONS |
| | | | | 56 | 10:57 | P | NO SIGNIFICANT CLINICAL OBSERVATIONS |
| | | | | 57 | 9:02 | P | NO SIGNIFICANT CLINICAL OBSERVATIONS |
| | | | | 57 | 10:28 | P | NO SIGNIFICANT CLINICAL OBSERVATIONS |
| | | | | 58 | 7:37 | P | NO SIGNIFICANT CLINICAL OBSERVATIONS |
| | | | | 58 | 9:23 | P | NO SIGNIFICANT CLINICAL OBSERVATIONS |
| | | | | 59 | 7:23 | P | NO SIGNIFICANT CLINICAL OBSERVATIONS |
| | | | | 59 | 9:03 | P | NO SIGNIFICANT CLINICAL OBSERVATIONS |
| | | | | 60 | 7:37 | P | NO SIGNIFICANT CLINICAL OBSERVATIONS |
| | | | | 60 | 9:44 | P | NO SIGNIFICANT CLINICAL OBSERVATIONS |
| | | | | 63 | 12:00 | P | NO SIGNIFICANT CLINICAL OBSERVATIONS |
| | | | | 63 | 14:16 | P | NO SIGNIFICANT CLINICAL OBSERVATIONS |
| | | | | 64 | 8:38 | P | NO SIGNIFICANT CLINICAL OBSERVATIONS |
| | | | | 64 | 10:13 | P | NO SIGNIFICANT CLINICAL OBSERVATIONS |
| | | | | 65 | 8:47 | P | NO SIGNIFICANT CLINICAL OBSERVATIONS |
| | | | | 65 | 10:54 | P | NO SIGNIFICANT CLINICAL OBSERVATIONS |

GRADE CODE: 1 - SLIGHT 2 - MODERATE 3 - SEVERE P - PRESENT

STUDY DAYS: 0 THROUGH 89

| ANIMAL | SEX | GROUP | CATEGORY | STUDY DAY | TIME | GRADE | OBSERVATIONS |
|---|---|---|---|---|---|---|---|
| 10426 | M | 5 MG/KG/DAY | NORMAL | 66 | 8:20 | P | NO SIGNIFICANT CLINICAL OBSERVATIONS |
| | | | | 66 | 9:47 | P | NO SIGNIFICANT CLINICAL OBSERVATIONS |
| | | | | 67 | 7:31 | P | NO SIGNIFICANT CLINICAL OBSERVATIONS |
| | | | | 67 | 9:08 | P | NO SIGNIFICANT CLINICAL OBSERVATIONS |
| | | | | 70 | 8:02 | P | NO SIGNIFICANT CLINICAL OBSERVATIONS |
| | | | | 70 | 10:46 | P | NO SIGNIFICANT CLINICAL OBSERVATIONS |
| | | | | 71 | 8:11 | P | NO SIGNIFICANT CLINICAL OBSERVATIONS |
| | | | | 71 | 9:40 | P | NO SIGNIFICANT CLINICAL OBSERVATIONS |
| | | | | 72 | 7:28 | P | NO SIGNIFICANT CLINICAL OBSERVATIONS |
| | | | | 72 | 9:03 | P | NO SIGNIFICANT CLINICAL OBSERVATIONS |
| | | | | 73 | 7:28 | P | NO SIGNIFICANT CLINICAL OBSERVATIONS |
| | | | | 73 | 9:13 | P | NO SIGNIFICANT CLINICAL OBSERVATIONS |
| | | | | 74 | 7:16 | P | NO SIGNIFICANT CLINICAL OBSERVATIONS |
| | | | | 74 | 9:18 | P | NO SIGNIFICANT CLINICAL OBSERVATIONS |
| | | | | 77 | 8:20 | P | NO SIGNIFICANT CLINICAL OBSERVATIONS |
| | | | | 77 | 11:22 | P | NO SIGNIFICANT CLINICAL OBSERVATIONS |
| | | | | 78 | 9:36 | P | NO SIGNIFICANT CLINICAL OBSERVATIONS |
| | | | | 78 | 11:28 | P | NO SIGNIFICANT CLINICAL OBSERVATIONS |
| | | | | 79 | 7:19 | P | NO SIGNIFICANT CLINICAL OBSERVATIONS |
| | | | | 79 | 8:55 | P | NO SIGNIFICANT CLINICAL OBSERVATIONS |
| | | | | 80 | 8:52 | P | NO SIGNIFICANT CLINICAL OBSERVATIONS |
| | | | | 80 | 10:35 | P | NO SIGNIFICANT CLINICAL OBSERVATIONS |
| | | | | 81 | 7:31 | P | NO SIGNIFICANT CLINICAL OBSERVATIONS |
| | | | | 81 | 9:22 | P | NO SIGNIFICANT CLINICAL OBSERVATIONS |
| | | | | 84 | 9:00 | P | NO SIGNIFICANT CLINICAL OBSERVATIONS |
| | | | | 84 | 10:51 | P | NO SIGNIFICANT CLINICAL OBSERVATIONS |
| | | | | 85 | 7:35 | P | NO SIGNIFICANT CLINICAL OBSERVATIONS |
| | | | | 85 | 9:39 | P | NO SIGNIFICANT CLINICAL OBSERVATIONS |
| | | | | 86 | 7:25 | P | NO SIGNIFICANT CLINICAL OBSERVATIONS |

GRADE CODE: 1 - SLIGHT 2 - MODERATE 3 - SEVERE P - PRESENT

STUDY DAYS: 0 THROUGH 89

| ANIMAL | SEX | GROUP | CATEGORY | STUDY DAY | TIME | GRADE | OBSERVATIONS |
|---|---|---|---|---|---|---|---|
| 10426 | M | 5 MG/KG/DAY | NORMAL | 86 | 9:25 | P | NO SIGNIFICANT CLINICAL OBSERVATIONS |
| | | | | 87 | 8:45 | P | NO SIGNIFICANT CLINICAL OBSERVATIONS |
| | | | | 87 | 10:35 | P | NO SIGNIFICANT CLINICAL OBSERVATIONS |
| | | | | 88 | 6:48 | P | NO SIGNIFICANT CLINICAL OBSERVATIONS |
| | | | | 88 | 9:12 | P | NO SIGNIFICANT CLINICAL OBSERVATIONS |
| 10426 | M | 5 MG/KG/DAY | SPECIAL | 22 | 9:35 | P | SWOLLEN FACIAL AREA |
| 10435 | M | 5 MG/KG/DAY | NORMAL | 0 | 10:16 | P | NO SIGNIFICANT CLINICAL OBSERVATIONS |
| | | | | 0 | 12:48 | P | NO SIGNIFICANT CLINICAL OBSERVATIONS |
| | | | | 1 | 7:45 | P | NO SIGNIFICANT CLINICAL OBSERVATIONS |
| | | | | 1 | 9:31 | P | NO SIGNIFICANT CLINICAL OBSERVATIONS |
| | | | | 2 | 9:16 | P | NO SIGNIFICANT CLINICAL OBSERVATIONS |
| | | | | 2 | 10:43 | P | NO SIGNIFICANT CLINICAL OBSERVATIONS |
| | | | | 3 | 9:17 | P | NO SIGNIFICANT CLINICAL OBSERVATIONS |
| | | | | 3 | 11:12 | P | NO SIGNIFICANT CLINICAL OBSERVATIONS |
| | | | | 4 | 6:59 | P | NO SIGNIFICANT CLINICAL OBSERVATIONS |
| | | | | 4 | 8:52 | P | NO SIGNIFICANT CLINICAL OBSERVATIONS |
| | | | | 7 | 9:33 | P | NO SIGNIFICANT CLINICAL OBSERVATIONS |
| | | | | 7 | 11:43 | P | NO SIGNIFICANT CLINICAL OBSERVATIONS |
| | | | | 8 | 8:39 | P | NO SIGNIFICANT CLINICAL OBSERVATIONS |
| | | | | 8 | 10:36 | P | NO SIGNIFICANT CLINICAL OBSERVATIONS |
| | | | | 9 | 9:36 | P | NO SIGNIFICANT CLINICAL OBSERVATIONS |
| | | | | 9 | 11:21 | P | NO SIGNIFICANT CLINICAL OBSERVATIONS |
| | | | | 10 | 8:43 | P | NO SIGNIFICANT CLINICAL OBSERVATIONS |
| | | | | 10 | 10:17 | P | NO SIGNIFICANT CLINICAL OBSERVATIONS |
| | | | | 11 | 7:02 | P | NO SIGNIFICANT CLINICAL OBSERVATIONS |
| | | | | 11 | 9:18 | P | NO SIGNIFICANT CLINICAL OBSERVATIONS |
| | | | | 14 | 9:27 | P | NO SIGNIFICANT CLINICAL OBSERVATIONS |
| | | | | 14 | 12:07 | P | NO SIGNIFICANT CLINICAL OBSERVATIONS |
| | | | | 15 | 9:04 | P | NO SIGNIFICANT CLINICAL OBSERVATIONS |

GRADE CODE: 1 - SLIGHT 2 - MODERATE 3 - SEVERE P - PRESENT

STUDY DAYS: 0 THROUGH 89

| ANIMAL | SEX | GROUP | CATEGORY | STUDY DAY | TIME | GRADE | OBSERVATIONS |
|---|---|---|---|---|---|---|---|
| 10435 | M | 5 MG/KG/DAY | NORMAL | 15 | 10:39 | P | NO SIGNIFICANT CLINICAL OBSERVATIONS |
| | | | | 16 | 8:35 | P | NO SIGNIFICANT CLINICAL OBSERVATIONS |
| | | | | 16 | 10:05 | P | NO SIGNIFICANT CLINICAL OBSERVATIONS |
| | | | | 17 | 8:47 | P | NO SIGNIFICANT CLINICAL OBSERVATIONS |
| | | | | 17 | 10:26 | P | NO SIGNIFICANT CLINICAL OBSERVATIONS |
| | | | | 18 | 6:52 | P | NO SIGNIFICANT CLINICAL OBSERVATIONS |
| | | | | 18 | 8:55 | P | NO SIGNIFICANT CLINICAL OBSERVATIONS |
| | | | | 21 | 9:22 | P | NO SIGNIFICANT CLINICAL OBSERVATIONS |
| | | | | 21 | 11:31 | P | NO SIGNIFICANT CLINICAL OBSERVATIONS |
| | | | | 22 | 7:35 | P | NO SIGNIFICANT CLINICAL OBSERVATIONS |
| | | | | 22 | 9:36 | P | NO SIGNIFICANT CLINICAL OBSERVATIONS |
| | | | | 23 | 7:25 | P | NO SIGNIFICANT CLINICAL OBSERVATIONS |
| | | | | 23 | 9:13 | P | NO SIGNIFICANT CLINICAL OBSERVATIONS |
| | | | | 24 | 8:09 | P | NO SIGNIFICANT CLINICAL OBSERVATIONS |
| | | | | 24 | 9:28 | P | NO SIGNIFICANT CLINICAL OBSERVATIONS |
| | | | | 25 | 7:19 | P | NO SIGNIFICANT CLINICAL OBSERVATIONS |
| | | | | 25 | 9:20 | P | NO SIGNIFICANT CLINICAL OBSERVATIONS |
| | | | | 28 | 9:19 | P | NO SIGNIFICANT CLINICAL OBSERVATIONS |
| | | | | 28 | 11:42 | P | NO SIGNIFICANT CLINICAL OBSERVATIONS |
| | | | | 29 | 7:44 | P | NO SIGNIFICANT CLINICAL OBSERVATIONS |
| | | | | 29 | 9:44 | P | NO SIGNIFICANT CLINICAL OBSERVATIONS |
| | | | | 30 | 7:33 | P | NO SIGNIFICANT CLINICAL OBSERVATIONS |
| | | | | 30 | 9:24 | P | NO SIGNIFICANT CLINICAL OBSERVATIONS |
| | | | | 31 | 7:51 | P | NO SIGNIFICANT CLINICAL OBSERVATIONS |
| | | | | 31 | 9:05 | P | NO SIGNIFICANT CLINICAL OBSERVATIONS |
| | | | | 32 | 7:29 | P | NO SIGNIFICANT CLINICAL OBSERVATIONS |
| | | | | 32 | 9:54 | P | NO SIGNIFICANT CLINICAL OBSERVATIONS |
| | | | | 35 | 9:15 | P | NO SIGNIFICANT CLINICAL OBSERVATIONS |
| | | | | 35 | 11:01 | P | NO SIGNIFICANT CLINICAL OBSERVATIONS |

GRADE CODE: 1 - SLIGHT 2 - MODERATE 3 - SEVERE P - PRESENT

STUDY DAYS: 0 THROUGH 89

| ANIMAL | SEX | GROUP | CATEGORY | STUDY DAY | TIME | GRADE | OBSERVATIONS |
|---|---|---|---|---|---|---|---|
| 10435 | M | 5 MG/KG/DAY | NORMAL | 36 | 8:30 | P | NO SIGNIFICANT CLINICAL OBSERVATIONS |
| | | | | 36 | 10:17 | P | NO SIGNIFICANT CLINICAL OBSERVATIONS |
| | | | | 37 | 8:28 | P | NO SIGNIFICANT CLINICAL OBSERVATIONS |
| | | | | 37 | 10:06 | P | NO SIGNIFICANT CLINICAL OBSERVATIONS |
| | | | | 38 | 8:24 | P | NO SIGNIFICANT CLINICAL OBSERVATIONS |
| | | | | 38 | 10:08 | P | NO SIGNIFICANT CLINICAL OBSERVATIONS |
| | | | | 39 | 7:13 | P | NO SIGNIFICANT CLINICAL OBSERVATIONS |
| | | | | 39 | 9:14 | P | NO SIGNIFICANT CLINICAL OBSERVATIONS |
| | | | | 42 | 10:50 | P | NO SIGNIFICANT CLINICAL OBSERVATIONS |
| | | | | 43 | 8:29 | P | NO SIGNIFICANT CLINICAL OBSERVATIONS |
| | | | | 43 | 10:15 | P | NO SIGNIFICANT CLINICAL OBSERVATIONS |
| | | | | 44 | 8:00 | P | NO SIGNIFICANT CLINICAL OBSERVATIONS |
| | | | | 44 | 9:45 | P | NO SIGNIFICANT CLINICAL OBSERVATIONS |
| | | | | 45 | 8:25 | P | NO SIGNIFICANT CLINICAL OBSERVATIONS |
| | | | | 45 | 9:55 | P | NO SIGNIFICANT CLINICAL OBSERVATIONS |
| | | | | 46 | 6:54 | P | NO SIGNIFICANT CLINICAL OBSERVATIONS |
| | | | | 46 | 8:50 | P | NO SIGNIFICANT CLINICAL OBSERVATIONS |
| | | | | 49 | 9:31 | P | NO SIGNIFICANT CLINICAL OBSERVATIONS |
| | | | | 49 | 12:03 | P | NO SIGNIFICANT CLINICAL OBSERVATIONS |
| | | | | 50 | 8:33 | P | NO SIGNIFICANT CLINICAL OBSERVATIONS |
| | | | | 50 | 10:48 | P | NO SIGNIFICANT CLINICAL OBSERVATIONS |
| | | | | 51 | 7:56 | P | NO SIGNIFICANT CLINICAL OBSERVATIONS |
| | | | | 51 | 9:52 | P | NO SIGNIFICANT CLINICAL OBSERVATIONS |
| | | | | 52 | 9:13 | P | NO SIGNIFICANT CLINICAL OBSERVATIONS |
| | | | | 52 | 11:32 | P | NO SIGNIFICANT CLINICAL OBSERVATIONS |
| | | | | 53 | 6:58 | P | NO SIGNIFICANT CLINICAL OBSERVATIONS |
| | | | | 53 | 9:05 | P | NO SIGNIFICANT CLINICAL OBSERVATIONS |
| | | | | 56 | 9:00 | P | NO SIGNIFICANT CLINICAL OBSERVATIONS |
| | | | | 56 | 10:57 | P | NO SIGNIFICANT CLINICAL OBSERVATIONS |

GRADE CODE: 1 - SLIGHT 2 - MODERATE 3 - SEVERE P - PRESENT

TABLE A3 (DOSING DAY OBSERVATIONS)
A 90-DAY DERMAL STUDY UTILIZING CLARIFIED OILS IN RATS
INDIVIDUAL CLINICAL OBSERVATIONS



STUDY DAYS: 0 THROUGH 89

| ANIMAL | SEX | GROUP | CATEGORY | STUDY DAY | TIME | GRADE | OBSERVATIONS |
|---|---|---|---|---|---|---|---|
| 10435 | M | 5 MG/KG/DAY | NORMAL | 57 | 9:02 | P | NO SIGNIFICANT CLINICAL OBSERVATIONS |
| | | | | 57 | 10:28 | P | NO SIGNIFICANT CLINICAL OBSERVATIONS |
| | | | | 58 | 7:37 | P | NO SIGNIFICANT CLINICAL OBSERVATIONS |
| | | | | 58 | 9:23 | P | NO SIGNIFICANT CLINICAL OBSERVATIONS |
| | | | | 59 | 7:23 | P | NO SIGNIFICANT CLINICAL OBSERVATIONS |
| | | | | 59 | 9:03 | P | NO SIGNIFICANT CLINICAL OBSERVATIONS |
| | | | | 60 | 7:37 | P | NO SIGNIFICANT CLINICAL OBSERVATIONS |
| | | | | 60 | 9:44 | P | NO SIGNIFICANT CLINICAL OBSERVATIONS |
| | | | | 63 | 12:00 | P | NO SIGNIFICANT CLINICAL OBSERVATIONS |
| | | | | 63 | 14:16 | P | NO SIGNIFICANT CLINICAL OBSERVATIONS |
| | | | | 64 | 8:39 | P | NO SIGNIFICANT CLINICAL OBSERVATIONS |
| | | | | 64 | 10:13 | P | NO SIGNIFICANT CLINICAL OBSERVATIONS |
| | | | | 65 | 8:47 | P | NO SIGNIFICANT CLINICAL OBSERVATIONS |
| | | | | 65 | 10:54 | P | NO SIGNIFICANT CLINICAL OBSERVATIONS |
| | | | | 66 | 8:20 | P | NO SIGNIFICANT CLINICAL OBSERVATIONS |
| | | | | 66 | 9:47 | P | NO SIGNIFICANT CLINICAL OBSERVATIONS |
| | | | | 67 | 7:31 | P | NO SIGNIFICANT CLINICAL OBSERVATIONS |
| | | | | 67 | 9:08 | P | NO SIGNIFICANT CLINICAL OBSERVATIONS |
| | | | | 70 | 8:02 | P | NO SIGNIFICANT CLINICAL OBSERVATIONS |
| | | | | 70 | 10:46 | P | NO SIGNIFICANT CLINICAL OBSERVATIONS |
| | | | | 71 | 8:12 | P | NO SIGNIFICANT CLINICAL OBSERVATIONS |
| | | | | 71 | 9:41 | P | NO SIGNIFICANT CLINICAL OBSERVATIONS |
| | | | | 72 | 7:28 | P | NO SIGNIFICANT CLINICAL OBSERVATIONS |
| | | | | 72 | 9:03 | P | NO SIGNIFICANT CLINICAL OBSERVATIONS |
| | | | | 73 | 7:28 | P | NO SIGNIFICANT CLINICAL OBSERVATIONS |
| | | | | 73 | 9:13 | P | NO SIGNIFICANT CLINICAL OBSERVATIONS |
| | | | | 74 | 7:16 | P | NO SIGNIFICANT CLINICAL OBSERVATIONS |
| | | | | 74 | 9:18 | P | NO SIGNIFICANT CLINICAL OBSERVATIONS |
| | | | | 77 | 8:21 | P | NO SIGNIFICANT CLINICAL OBSERVATIONS |

GRADE CODE: 1 - SLIGHT 2 - MODERATE 3 - SEVERE P - PRESENT

STUDY DAYS: 0 THROUGH 89

| ANIMAL | SEX | GROUP | CATEGORY | STUDY DAY | TIME | GRADE | OBSERVATIONS |
|---|---|---|---|---|---|---|---|
| 10435 | M | 5 MG/KG/DAY | NORMAL | 77 | 11:22 | P | NO SIGNIFICANT CLINICAL OBSERVATIONS |
| | | | | 78 | 9:37 | P | NO SIGNIFICANT CLINICAL OBSERVATIONS |
| | | | | 78 | 11:28 | P | NO SIGNIFICANT CLINICAL OBSERVATIONS |
| | | | | 79 | 7:19 | P | NO SIGNIFICANT CLINICAL OBSERVATIONS |
| | | | | 79 | 8:55 | P | NO SIGNIFICANT CLINICAL OBSERVATIONS |
| | | | | 80 | 8:52 | P | NO SIGNIFICANT CLINICAL OBSERVATIONS |
| | | | | 80 | 10:35 | P | NO SIGNIFICANT CLINICAL OBSERVATIONS |
| | | | | 81 | 7:31 | P | NO SIGNIFICANT CLINICAL OBSERVATIONS |
| | | | | 81 | 9:22 | P | NO SIGNIFICANT CLINICAL OBSERVATIONS |
| | | | | 84 | 9:01 | P | NO SIGNIFICANT CLINICAL OBSERVATIONS |
| | | | | 84 | 10:51 | P | NO SIGNIFICANT CLINICAL OBSERVATIONS |
| | | | | 85 | 7:35 | P | NO SIGNIFICANT CLINICAL OBSERVATIONS |
| | | | | 85 | 9:39 | P | NO SIGNIFICANT CLINICAL OBSERVATIONS |
| | | | | 86 | 7:25 | P | NO SIGNIFICANT CLINICAL OBSERVATIONS |
| | | | | 86 | 9:25 | P | NO SIGNIFICANT CLINICAL OBSERVATIONS |
| | | | | 87 | 8:46 | P | NO SIGNIFICANT CLINICAL OBSERVATIONS |
| | | | | 87 | 10:36 | P | NO SIGNIFICANT CLINICAL OBSERVATIONS |
| | | | | 88 | 6:48 | P | NO SIGNIFICANT CLINICAL OBSERVATIONS |
| | | | | 88 | 9:12 | P | NO SIGNIFICANT CLINICAL OBSERVATIONS |
| 10436 | M | 5 MG/KG/DAY | NORMAL | 0 | 10:16 | P | NO SIGNIFICANT CLINICAL OBSERVATIONS |
| | | | | 0 | 12:48 | P | NO SIGNIFICANT CLINICAL OBSERVATIONS |
| | | | | 1 | 7:45 | P | NO SIGNIFICANT CLINICAL OBSERVATIONS |
| | | | | 1 | 9:31 | P | NO SIGNIFICANT CLINICAL OBSERVATIONS |
| | | | | 2 | 9:16 | P | NO SIGNIFICANT CLINICAL OBSERVATIONS |
| | | | | 2 | 10:43 | P | NO SIGNIFICANT CLINICAL OBSERVATIONS |
| | | | | 3 | 9:17 | P | NO SIGNIFICANT CLINICAL OBSERVATIONS |
| | | | | 3 | 11:12 | P | NO SIGNIFICANT CLINICAL OBSERVATIONS |
| | | | | 4 | 6:59 | P | NO SIGNIFICANT CLINICAL OBSERVATIONS |
| | | | | 4 | 8:52 | P | NO SIGNIFICANT CLINICAL OBSERVATIONS |

GRADE CODE: 1 - SLIGHT 2 - MODERATE 3 - SEVERE P - PRESENT

STUDY DAYS: 0 THROUGH 89

| ANIMAL | SEX | GROUP | CATEGORY | STUDY DAY | TIME | GRADE | OBSERVATIONS |
|---|---|---|---|---|---|---|---|
| 10436 | M | 5 MG/KG/DAY | NORMAL | 7 | 9:33 | P | NO SIGNIFICANT CLINICAL OBSERVATIONS |
| | | | | 7 | 11:43 | P | NO SIGNIFICANT CLINICAL OBSERVATIONS |
| | | | | 8 | 8:39 | P | NO SIGNIFICANT CLINICAL OBSERVATIONS |
| | | | | 8 | 10:37 | P | NO SIGNIFICANT CLINICAL OBSERVATIONS |
| | | | | 9 | 9:36 | P | NO SIGNIFICANT CLINICAL OBSERVATIONS |
| | | | | 9 | 11:22 | P | NO SIGNIFICANT CLINICAL OBSERVATIONS |
| | | | | 10 | 8:43 | P | NO SIGNIFICANT CLINICAL OBSERVATIONS |
| | | | | 10 | 10:17 | P | NO SIGNIFICANT CLINICAL OBSERVATIONS |
| | | | | 14 | 9:27 | P | NO SIGNIFICANT CLINICAL OBSERVATIONS |
| | | | | 14 | 12:07 | P | NO SIGNIFICANT CLINICAL OBSERVATIONS |
| | | | | 15 | 9:04 | P | NO SIGNIFICANT CLINICAL OBSERVATIONS |
| | | | | 15 | 10:39 | P | NO SIGNIFICANT CLINICAL OBSERVATIONS |
| | | | | 16 | 8:35 | P | NO SIGNIFICANT CLINICAL OBSERVATIONS |
| | | | | 16 | 10:05 | P | NO SIGNIFICANT CLINICAL OBSERVATIONS |
| | | | | 17 | 8:47 | P | NO SIGNIFICANT CLINICAL OBSERVATIONS |
| | | | | 17 | 10:26 | P | NO SIGNIFICANT CLINICAL OBSERVATIONS |
| | | | | 18 | 6:52 | P | NO SIGNIFICANT CLINICAL OBSERVATIONS |
| | | | | 18 | 8:56 | P | NO SIGNIFICANT CLINICAL OBSERVATIONS |
| | | | | 21 | 9:22 | P | NO SIGNIFICANT CLINICAL OBSERVATIONS |
| | | | | 21 | 11:31 | P | NO SIGNIFICANT CLINICAL OBSERVATIONS |
| | | | | 22 | 7:35 | P | NO SIGNIFICANT CLINICAL OBSERVATIONS |
| | | | | 22 | 9:36 | P | NO SIGNIFICANT CLINICAL OBSERVATIONS |
| | | | | 23 | 7:25 | P | NO SIGNIFICANT CLINICAL OBSERVATIONS |
| | | | | 23 | 9:13 | P | NO SIGNIFICANT CLINICAL OBSERVATIONS |
| | | | | 24 | 8:09 | P | NO SIGNIFICANT CLINICAL OBSERVATIONS |
| | | | | 24 | 9:28 | P | NO SIGNIFICANT CLINICAL OBSERVATIONS |
| | | | | 25 | 7:19 | P | NO SIGNIFICANT CLINICAL OBSERVATIONS |
| | | | | 25 | 9:20 | P | NO SIGNIFICANT CLINICAL OBSERVATIONS |
| | | | | 28 | 9:19 | P | NO SIGNIFICANT CLINICAL OBSERVATIONS |

GRADE CODE: 1 - SLIGHT 2 - MODERATE 3 - SEVERE P - PRESENT

TABLE A3 (DOSING DAY OBSERVATIONS)
A 90-DAY DERMAL STUDY UTILIZING CLARIFIED OILS IN RATS
INDIVIDUAL CLINICAL OBSERVATIONS



STUDY DAYS: 0 THROUGH 89

| ANIMAL | SEX | GROUP | CATEGORY | STUDY DAY | TIME | GRADE | OBSERVATIONS |
|---|---|---|---|---|---|---|---|
| 10436 | M | 5 MG/KG/DAY | NORMAL | 28 | 11:42 | P | NO SIGNIFICANT CLINICAL OBSERVATIONS |
| | | | | 29 | 7:44 | P | NO SIGNIFICANT CLINICAL OBSERVATIONS |
| | | | | 29 | 9:44 | P | NO SIGNIFICANT CLINICAL OBSERVATIONS |
| | | | | 30 | 7:33 | P | NO SIGNIFICANT CLINICAL OBSERVATIONS |
| | | | | 30 | 9:24 | P | NO SIGNIFICANT CLINICAL OBSERVATIONS |
| | | | | 31 | 7:51 | P | NO SIGNIFICANT CLINICAL OBSERVATIONS |
| | | | | 31 | 9:06 | P | NO SIGNIFICANT CLINICAL OBSERVATIONS |
| | | | | 32 | 7:29 | P | NO SIGNIFICANT CLINICAL OBSERVATIONS |
| | | | | 32 | 9:54 | P | NO SIGNIFICANT CLINICAL OBSERVATIONS |
| | | | | 35 | 9:15 | P | NO SIGNIFICANT CLINICAL OBSERVATIONS |
| | | | | 35 | 11:01 | P | NO SIGNIFICANT CLINICAL OBSERVATIONS |
| | | | | 36 | 8:30 | P | NO SIGNIFICANT CLINICAL OBSERVATIONS |
| | | | | 36 | 10:17 | P | NO SIGNIFICANT CLINICAL OBSERVATIONS |
| | | | | 37 | 8:28 | P | NO SIGNIFICANT CLINICAL OBSERVATIONS |
| | | | | 37 | 10:06 | P | NO SIGNIFICANT CLINICAL OBSERVATIONS |
| | | | | 38 | 8:24 | P | NO SIGNIFICANT CLINICAL OBSERVATIONS |
| | | | | 38 | 10:09 | P | NO SIGNIFICANT CLINICAL OBSERVATIONS |
| | | | | 39 | 7:13 | P | NO SIGNIFICANT CLINICAL OBSERVATIONS |
| | | | | 39 | 9:14 | P | NO SIGNIFICANT CLINICAL OBSERVATIONS |
| | | | | 42 | 10:50 | P | NO SIGNIFICANT CLINICAL OBSERVATIONS |
| | | | | 43 | 8:29 | P | NO SIGNIFICANT CLINICAL OBSERVATIONS |
| | | | | 43 | 10:15 | P | NO SIGNIFICANT CLINICAL OBSERVATIONS |
| | | | | 44 | 8:00 | P | NO SIGNIFICANT CLINICAL OBSERVATIONS |
| | | | | 44 | 9:45 | P | NO SIGNIFICANT CLINICAL OBSERVATIONS |
| | | | | 45 | 8:26 | P | NO SIGNIFICANT CLINICAL OBSERVATIONS |
| | | | | 45 | 9:55 | P | NO SIGNIFICANT CLINICAL OBSERVATIONS |
| | | | | 46 | 6:54 | P | NO SIGNIFICANT CLINICAL OBSERVATIONS |
| | | | | 46 | 8:51 | P | NO SIGNIFICANT CLINICAL OBSERVATIONS |
| | | | | 49 | 9:31 | P | NO SIGNIFICANT CLINICAL OBSERVATIONS |

GRADE CODE: 1 - SLIGHT 2 - MODERATE 3 - SEVERE P - PRESENT

STUDY DAYS: 0 THROUGH 89

| ANIMAL | SEX | GROUP | CATEGORY | STUDY DAY | TIME | GRADE | OBSERVATIONS |
|---|---|---|---|---|---|---|---|
| 10436 | M | 5 MG/KG/DAY | NORMAL | 49 | 12:03 | P | NO SIGNIFICANT CLINICAL OBSERVATIONS |
| | | | | 50 | 8:33 | P | NO SIGNIFICANT CLINICAL OBSERVATIONS |
| | | | | 50 | 10:48 | P | NO SIGNIFICANT CLINICAL OBSERVATIONS |
| | | | | 51 | 7:56 | P | NO SIGNIFICANT CLINICAL OBSERVATIONS |
| | | | | 51 | 9:53 | P | NO SIGNIFICANT CLINICAL OBSERVATIONS |
| | | | | 52 | 9:13 | P | NO SIGNIFICANT CLINICAL OBSERVATIONS |
| | | | | 52 | 11:32 | P | NO SIGNIFICANT CLINICAL OBSERVATIONS |
| | | | | 53 | 6:58 | P | NO SIGNIFICANT CLINICAL OBSERVATIONS |
| | | | | 53 | 9:06 | P | NO SIGNIFICANT CLINICAL OBSERVATIONS |
| | | | | 56 | 9:00 | P | NO SIGNIFICANT CLINICAL OBSERVATIONS |
| | | | | 56 | 10:57 | P | NO SIGNIFICANT CLINICAL OBSERVATIONS |
| | | | | 57 | 9:02 | P | NO SIGNIFICANT CLINICAL OBSERVATIONS |
| | | | | 57 | 10:28 | P | NO SIGNIFICANT CLINICAL OBSERVATIONS |
| | | | | 58 | 7:37 | P | NO SIGNIFICANT CLINICAL OBSERVATIONS |
| | | | | 58 | 9:24 | P | NO SIGNIFICANT CLINICAL OBSERVATIONS |
| | | | | 59 | 7:23 | P | NO SIGNIFICANT CLINICAL OBSERVATIONS |
| | | | | 59 | 9:03 | P | NO SIGNIFICANT CLINICAL OBSERVATIONS |
| | | | | 60 | 7:37 | P | NO SIGNIFICANT CLINICAL OBSERVATIONS |
| | | | | 60 | 9:44 | P | NO SIGNIFICANT CLINICAL OBSERVATIONS |
| | | | | 63 | 12:00 | P | NO SIGNIFICANT CLINICAL OBSERVATIONS |
| | | | | 63 | 14:16 | P | NO SIGNIFICANT CLINICAL OBSERVATIONS |
| | | | | 64 | 8:39 | P | NO SIGNIFICANT CLINICAL OBSERVATIONS |
| | | | | 64 | 10:13 | P | NO SIGNIFICANT CLINICAL OBSERVATIONS |
| | | | | 65 | 8:47 | P | NO SIGNIFICANT CLINICAL OBSERVATIONS |
| | | | | 65 | 10:54 | P | NO SIGNIFICANT CLINICAL OBSERVATIONS |
| | | | | 66 | 8:20 | P | NO SIGNIFICANT CLINICAL OBSERVATIONS |
| | | | | 66 | 9:48 | P | NO SIGNIFICANT CLINICAL OBSERVATIONS |
| | | | | 67 | 7:31 | P | NO SIGNIFICANT CLINICAL OBSERVATIONS |
| | | | | 67 | 9:08 | P | NO SIGNIFICANT CLINICAL OBSERVATIONS |

GRADE CODE: 1 - SLIGHT 2 - MODERATE 3 - SEVERE P - PRESENT

TABLE A3 (DOSING DAY OBSERVATIONS)
A 90-DAY DERMAL STUDY UTILIZING CLARIFIED OILS IN RATS
INDIVIDUAL CLINICAL OBSERVATIONS



STUDY DAYS: 0 THROUGH 89

| ANIMAL | SEX | GROUP | CATEGORY | STUDY DAY | TIME | GRADE | OBSERVATIONS |
|---|---|---|---|---|---|---|---|
| 10436 | M | 5 MG/KG/DAY | NORMAL | 70 | 8:02 | P | NO SIGNIFICANT CLINICAL OBSERVATIONS |
| | | | | 70 | 10:46 | P | NO SIGNIFICANT CLINICAL OBSERVATIONS |
| | | | | 71 | 8:12 | P | NO SIGNIFICANT CLINICAL OBSERVATIONS |
| | | | | 71 | 9:41 | P | NO SIGNIFICANT CLINICAL OBSERVATIONS |
| | | | | 72 | 7:28 | P | NO SIGNIFICANT CLINICAL OBSERVATIONS |
| | | | | 72 | 9:03 | P | NO SIGNIFICANT CLINICAL OBSERVATIONS |
| | | | | 73 | 7:28 | P | NO SIGNIFICANT CLINICAL OBSERVATIONS |
| | | | | 73 | 9:13 | P | NO SIGNIFICANT CLINICAL OBSERVATIONS |
| | | | | 74 | 7:16 | P | NO SIGNIFICANT CLINICAL OBSERVATIONS |
| | | | | 74 | 9:18 | P | NO SIGNIFICANT CLINICAL OBSERVATIONS |
| | | | | 77 | 8:21 | P | NO SIGNIFICANT CLINICAL OBSERVATIONS |
| | | | | 77 | 11:23 | P | NO SIGNIFICANT CLINICAL OBSERVATIONS |
| | | | | 78 | 9:37 | P | NO SIGNIFICANT CLINICAL OBSERVATIONS |
| | | | | 78 | 11:28 | P | NO SIGNIFICANT CLINICAL OBSERVATIONS |
| | | | | 79 | 7:19 | P | NO SIGNIFICANT CLINICAL OBSERVATIONS |
| | | | | 79 | 8:55 | P | NO SIGNIFICANT CLINICAL OBSERVATIONS |
| | | | | 80 | 8:52 | P | NO SIGNIFICANT CLINICAL OBSERVATIONS |
| | | | | 80 | 10:35 | P | NO SIGNIFICANT CLINICAL OBSERVATIONS |
| | | | | 81 | 7:31 | P | NO SIGNIFICANT CLINICAL OBSERVATIONS |
| | | | | 81 | 9:22 | P | NO SIGNIFICANT CLINICAL OBSERVATIONS |
| | | | | 84 | 9:01 | P | NO SIGNIFICANT CLINICAL OBSERVATIONS |
| | | | | 84 | 10:51 | P | NO SIGNIFICANT CLINICAL OBSERVATIONS |
| | | | | 85 | 7:36 | P | NO SIGNIFICANT CLINICAL OBSERVATIONS |
| | | | | 85 | 9:39 | P | NO SIGNIFICANT CLINICAL OBSERVATIONS |
| | | | | 86 | 7:25 | P | NO SIGNIFICANT CLINICAL OBSERVATIONS |
| | | | | 86 | 9:25 | P | NO SIGNIFICANT CLINICAL OBSERVATIONS |
| | | | | 87 | 8:46 | P | NO SIGNIFICANT CLINICAL OBSERVATIONS |
| | | | | 87 | 10:36 | P | NO SIGNIFICANT CLINICAL OBSERVATIONS |
| | | | | 88 | 6:49 | P | NO SIGNIFICANT CLINICAL OBSERVATIONS |

GRADE CODE: 1 - SLIGHT 2 - MODERATE 3 - SEVERE P - PRESENT

STUDY DAYS: 0 THROUGH 89

| ANIMAL | SEX | GROUP | CATEGORY | STUDY DAY | TIME | GRADE | OBSERVATIONS |
|---|---|---|---|---|---|---|---|
| 10436 | M | 5 MG/KG/DAY | NORMAL | 88 | 9:13 | P | NO SIGNIFICANT CLINICAL OBSERVATIONS |
| 10446 | M | 5 MG/KG/DAY | NORMAL | 0 | 10:17 | P | NO SIGNIFICANT CLINICAL OBSERVATIONS |
| | | | | 0 | 12:48 | P | NO SIGNIFICANT CLINICAL OBSERVATIONS |
| | | | | 1 | 7:45 | P | NO SIGNIFICANT CLINICAL OBSERVATIONS |
| | | | | 1 | 9:31 | P | NO SIGNIFICANT CLINICAL OBSERVATIONS |
| | | | | 2 | 9:16 | P | NO SIGNIFICANT CLINICAL OBSERVATIONS |
| | | | | 2 | 10:43 | P | NO SIGNIFICANT CLINICAL OBSERVATIONS |
| | | | | 3 | 9:17 | P | NO SIGNIFICANT CLINICAL OBSERVATIONS |
| | | | | 3 | 11:12 | P | NO SIGNIFICANT CLINICAL OBSERVATIONS |
| | | | | 4 | 6:59 | P | NO SIGNIFICANT CLINICAL OBSERVATIONS |
| | | | | 4 | 8:52 | P | NO SIGNIFICANT CLINICAL OBSERVATIONS |
| | | | | 7 | 9:33 | P | NO SIGNIFICANT CLINICAL OBSERVATIONS |
| | | | | 7 | 11:43 | P | NO SIGNIFICANT CLINICAL OBSERVATIONS |
| | | | | 8 | 8:39 | P | NO SIGNIFICANT CLINICAL OBSERVATIONS |
| | | | | 8 | 10:37 | P | NO SIGNIFICANT CLINICAL OBSERVATIONS |
| | | | | 9 | 9:36 | P | NO SIGNIFICANT CLINICAL OBSERVATIONS |
| | | | | 9 | 11:22 | P | NO SIGNIFICANT CLINICAL OBSERVATIONS |
| | | | | 10 | 8:44 | P | NO SIGNIFICANT CLINICAL OBSERVATIONS |
| | | | | 10 | 10:17 | P | NO SIGNIFICANT CLINICAL OBSERVATIONS |
| | | | | 14 | 9:27 | P | NO SIGNIFICANT CLINICAL OBSERVATIONS |
| | | | | 14 | 12:08 | P | NO SIGNIFICANT CLINICAL OBSERVATIONS |
| | | | | 15 | 9:04 | P | NO SIGNIFICANT CLINICAL OBSERVATIONS |
| | | | | 15 | 10:39 | P | NO SIGNIFICANT CLINICAL OBSERVATIONS |
| | | | | 16 | 8:36 | P | NO SIGNIFICANT CLINICAL OBSERVATIONS |
| | | | | 16 | 10:05 | P | NO SIGNIFICANT CLINICAL OBSERVATIONS |
| | | | | 17 | 8:47 | P | NO SIGNIFICANT CLINICAL OBSERVATIONS |
| | | | | 17 | 10:27 | P | NO SIGNIFICANT CLINICAL OBSERVATIONS |
| | | | | 18 | 6:52 | P | NO SIGNIFICANT CLINICAL OBSERVATIONS |
| | | | | 18 | 8:56 | P | NO SIGNIFICANT CLINICAL OBSERVATIONS |

GRADE CODE: 1 - SLIGHT 2 - MODERATE 3 - SEVERE P - PRESENT

TABLE A3 (DOSING DAY OBSERVATIONS)
A 90-DAY DERMAL STUDY UTILIZING CLARIFIED OILS IN RATS
INDIVIDUAL CLINICAL OBSERVATIONS



STUDY DAYS: 0 THROUGH 89

| ANIMAL | SEX | GROUP | CATEGORY | STUDY DAY | TIME | GRADE | OBSERVATIONS |
|---|---|---|---|---|---|---|---|
| 10446 | M | 5 MG/KG/DAY | NORMAL | 21 | 9:22 | P | NO SIGNIFICANT CLINICAL OBSERVATIONS |
| | | | | 21 | 11:31 | P | NO SIGNIFICANT CLINICAL OBSERVATIONS |
| | | | | 22 | 7:35 | P | NO SIGNIFICANT CLINICAL OBSERVATIONS |
| | | | | 22 | 9:36 | P | NO SIGNIFICANT CLINICAL OBSERVATIONS |
| | | | | 23 | 7:25 | P | NO SIGNIFICANT CLINICAL OBSERVATIONS |
| | | | | 23 | 9:13 | P | NO SIGNIFICANT CLINICAL OBSERVATIONS |
| | | | | 24 | 8:09 | P | NO SIGNIFICANT CLINICAL OBSERVATIONS |
| | | | | 24 | 9:28 | P | NO SIGNIFICANT CLINICAL OBSERVATIONS |
| | | | | 25 | 7:19 | P | NO SIGNIFICANT CLINICAL OBSERVATIONS |
| | | | | 25 | 9:20 | P | NO SIGNIFICANT CLINICAL OBSERVATIONS |
| | | | | 28 | 9:19 | P | NO SIGNIFICANT CLINICAL OBSERVATIONS |
| | | | | 28 | 11:42 | P | NO SIGNIFICANT CLINICAL OBSERVATIONS |
| | | | | 29 | 7:44 | P | NO SIGNIFICANT CLINICAL OBSERVATIONS |
| | | | | 29 | 9:44 | P | NO SIGNIFICANT CLINICAL OBSERVATIONS |
| | | | | 30 | 7:33 | P | NO SIGNIFICANT CLINICAL OBSERVATIONS |
| | | | | 30 | 9:24 | P | NO SIGNIFICANT CLINICAL OBSERVATIONS |
| | | | | 31 | 7:51 | P | NO SIGNIFICANT CLINICAL OBSERVATIONS |
| | | | | 31 | 9:06 | P | NO SIGNIFICANT CLINICAL OBSERVATIONS |
| | | | | 32 | 7:29 | P | NO SIGNIFICANT CLINICAL OBSERVATIONS |
| | | | | 32 | 9:54 | P | NO SIGNIFICANT CLINICAL OBSERVATIONS |
| | | | | 35 | 9:16 | P | NO SIGNIFICANT CLINICAL OBSERVATIONS |
| | | | | 35 | 11:01 | P | NO SIGNIFICANT CLINICAL OBSERVATIONS |
| | | | | 36 | 8:31 | P | NO SIGNIFICANT CLINICAL OBSERVATIONS |
| | | | | 36 | 10:17 | P | NO SIGNIFICANT CLINICAL OBSERVATIONS |
| | | | | 37 | 8:28 | P | NO SIGNIFICANT CLINICAL OBSERVATIONS |
| | | | | 37 | 10:07 | P | NO SIGNIFICANT CLINICAL OBSERVATIONS |
| | | | | 38 | 8:24 | P | NO SIGNIFICANT CLINICAL OBSERVATIONS |
| | | | | 38 | 10:09 | P | NO SIGNIFICANT CLINICAL OBSERVATIONS |
| | | | | 39 | 7:13 | P | NO SIGNIFICANT CLINICAL OBSERVATIONS |

GRADE CODE: 1 - SLIGHT 2 - MODERATE 3 - SEVERE P - PRESENT

STUDY DAYS: 0 THROUGH 89

| ANIMAL | SEX | GROUP | CATEGORY | STUDY DAY | TIME | GRADE | OBSERVATIONS |
|---|---|---|---|---|---|---|---|
| 10446 | M | 5 MG/KG/DAY | NORMAL | 39 | 9:14 | P | NO SIGNIFICANT CLINICAL OBSERVATIONS |
| | | | | 42 | 10:50 | P | NO SIGNIFICANT CLINICAL OBSERVATIONS |
| | | | | 43 | 8:29 | P | NO SIGNIFICANT CLINICAL OBSERVATIONS |
| | | | | 43 | 10:15 | P | NO SIGNIFICANT CLINICAL OBSERVATIONS |
| | | | | 44 | 8:00 | P | NO SIGNIFICANT CLINICAL OBSERVATIONS |
| | | | | 44 | 9:45 | P | NO SIGNIFICANT CLINICAL OBSERVATIONS |
| | | | | 45 | 8:26 | P | NO SIGNIFICANT CLINICAL OBSERVATIONS |
| | | | | 45 | 9:55 | P | NO SIGNIFICANT CLINICAL OBSERVATIONS |
| | | | | 46 | 6:54 | P | NO SIGNIFICANT CLINICAL OBSERVATIONS |
| | | | | 46 | 8:51 | P | NO SIGNIFICANT CLINICAL OBSERVATIONS |
| | | | | 49 | 9:32 | P | NO SIGNIFICANT CLINICAL OBSERVATIONS |
| | | | | 49 | 12:04 | P | NO SIGNIFICANT CLINICAL OBSERVATIONS |
| | | | | 50 | 8:33 | P | NO SIGNIFICANT CLINICAL OBSERVATIONS |
| | | | | 50 | 10:48 | P | NO SIGNIFICANT CLINICAL OBSERVATIONS |
| | | | | 51 | 7:57 | P | NO SIGNIFICANT CLINICAL OBSERVATIONS |
| | | | | 51 | 9:53 | P | NO SIGNIFICANT CLINICAL OBSERVATIONS |
| | | | | 52 | 9:13 | P | NO SIGNIFICANT CLINICAL OBSERVATIONS |
| | | | | 52 | 11:32 | P | NO SIGNIFICANT CLINICAL OBSERVATIONS |
| | | | | 53 | 6:58 | P | NO SIGNIFICANT CLINICAL OBSERVATIONS |
| | | | | 53 | 9:06 | P | NO SIGNIFICANT CLINICAL OBSERVATIONS |
| | | | | 56 | 9:00 | P | NO SIGNIFICANT CLINICAL OBSERVATIONS |
| | | | | 56 | 10:57 | P | NO SIGNIFICANT CLINICAL OBSERVATIONS |
| | | | | 57 | 9:02 | P | NO SIGNIFICANT CLINICAL OBSERVATIONS |
| | | | | 57 | 10:28 | P | NO SIGNIFICANT CLINICAL OBSERVATIONS |
| | | | | 58 | 7:38 | P | NO SIGNIFICANT CLINICAL OBSERVATIONS |
| | | | | 58 | 9:24 | P | NO SIGNIFICANT CLINICAL OBSERVATIONS |
| | | | | 59 | 7:23 | P | NO SIGNIFICANT CLINICAL OBSERVATIONS |
| | | | | 59 | 9:03 | P | NO SIGNIFICANT CLINICAL OBSERVATIONS |
| | | | | 60 | 7:38 | P | NO SIGNIFICANT CLINICAL OBSERVATIONS |

GRADE CODE: 1 - SLIGHT 2 - MODERATE 3 - SEVERE P - PRESENT

STUDY DAYS: 0 THROUGH 89

| ANIMAL | SEX | GROUP | CATEGORY | STUDY DAY | TIME | GRADE | OBSERVATIONS |
|---|---|---|---|---|---|---|---|
| 10446 | M | 5 MG/KG/DAY | NORMAL | 60 | 9:44 | P | NO SIGNIFICANT CLINICAL OBSERVATIONS |
| | | | | 63 | 12:00 | P | NO SIGNIFICANT CLINICAL OBSERVATIONS |
| | | | | 63 | 14:16 | P | NO SIGNIFICANT CLINICAL OBSERVATIONS |
| | | | | 64 | 8:39 | P | NO SIGNIFICANT CLINICAL OBSERVATIONS |
| | | | | 64 | 10:13 | P | NO SIGNIFICANT CLINICAL OBSERVATIONS |
| | | | | 65 | 8:47 | P | NO SIGNIFICANT CLINICAL OBSERVATIONS |
| | | | | 65 | 10:54 | P | NO SIGNIFICANT CLINICAL OBSERVATIONS |
| | | | | 66 | 8:20 | P | NO SIGNIFICANT CLINICAL OBSERVATIONS |
| | | | | 66 | 9:48 | P | NO SIGNIFICANT CLINICAL OBSERVATIONS |
| | | | | 67 | 7:31 | P | NO SIGNIFICANT CLINICAL OBSERVATIONS |
| | | | | 67 | 9:08 | P | NO SIGNIFICANT CLINICAL OBSERVATIONS |
| | | | | 70 | 8:02 | P | NO SIGNIFICANT CLINICAL OBSERVATIONS |
| | | | | 70 | 10:46 | P | NO SIGNIFICANT CLINICAL OBSERVATIONS |
| | | | | 71 | 8:12 | P | NO SIGNIFICANT CLINICAL OBSERVATIONS |
| | | | | 71 | 9:41 | P | NO SIGNIFICANT CLINICAL OBSERVATIONS |
| | | | | 72 | 7:29 | P | NO SIGNIFICANT CLINICAL OBSERVATIONS |
| | | | | 72 | 9:03 | P | NO SIGNIFICANT CLINICAL OBSERVATIONS |
| | | | | 73 | 7:28 | P | NO SIGNIFICANT CLINICAL OBSERVATIONS |
| | | | | 73 | 9:13 | P | NO SIGNIFICANT CLINICAL OBSERVATIONS |
| | | | | 74 | 7:16 | P | NO SIGNIFICANT CLINICAL OBSERVATIONS |
| | | | | 74 | 9:18 | P | NO SIGNIFICANT CLINICAL OBSERVATIONS |
| | | | | 77 | 8:22 | P | NO SIGNIFICANT CLINICAL OBSERVATIONS |
| | | | | 77 | 11:23 | P | NO SIGNIFICANT CLINICAL OBSERVATIONS |
| | | | | 78 | 9:37 | P | NO SIGNIFICANT CLINICAL OBSERVATIONS |
| | | | | 78 | 11:29 | P | NO SIGNIFICANT CLINICAL OBSERVATIONS |
| | | | | 79 | 7:19 | P | NO SIGNIFICANT CLINICAL OBSERVATIONS |
| | | | | 79 | 8:55 | P | NO SIGNIFICANT CLINICAL OBSERVATIONS |
| | | | | 80 | 8:52 | P | NO SIGNIFICANT CLINICAL OBSERVATIONS |
| | | | | 80 | 10:35 | P | NO SIGNIFICANT CLINICAL OBSERVATIONS |

GRADE CODE: 1 - SLIGHT 2 - MODERATE 3 - SEVERE P - PRESENT

STUDY DAYS: 0 THROUGH 89

| ANIMAL | SEX | GROUP | CATEGORY | STUDY DAY | TIME | GRADE | OBSERVATIONS |
|---|---|---|---|---|---|---|---|
| 10446 | M | 5 MG/KG/DAY | NORMAL | 81 | 7:32 | P | NO SIGNIFICANT CLINICAL OBSERVATIONS |
| | | | | 81 | 9:22 | P | NO SIGNIFICANT CLINICAL OBSERVATIONS |
| | | | | 84 | 9:01 | P | NO SIGNIFICANT CLINICAL OBSERVATIONS |
| | | | | 84 | 10:51 | P | NO SIGNIFICANT CLINICAL OBSERVATIONS |
| | | | | 85 | 7:36 | P | NO SIGNIFICANT CLINICAL OBSERVATIONS |
| | | | | 85 | 9:39 | P | NO SIGNIFICANT CLINICAL OBSERVATIONS |
| | | | | 86 | 7:25 | P | NO SIGNIFICANT CLINICAL OBSERVATIONS |
| | | | | 86 | 9:25 | P | NO SIGNIFICANT CLINICAL OBSERVATIONS |
| | | | | 87 | 8:46 | P | NO SIGNIFICANT CLINICAL OBSERVATIONS |
| | | | | 87 | 10:36 | P | NO SIGNIFICANT CLINICAL OBSERVATIONS |
| | | | | 88 | 6:49 | P | NO SIGNIFICANT CLINICAL OBSERVATIONS |
| | | | | 88 | 9:13 | P | NO SIGNIFICANT CLINICAL OBSERVATIONS |
| 10449 | M | 5 MG/KG/DAY | NORMAL | 0 | 10:17 | P | NO SIGNIFICANT CLINICAL OBSERVATIONS |
| | | | | 0 | 12:49 | P | NO SIGNIFICANT CLINICAL OBSERVATIONS |
| | | | | 1 | 7:45 | P | NO SIGNIFICANT CLINICAL OBSERVATIONS |
| | | | | 1 | 9:31 | P | NO SIGNIFICANT CLINICAL OBSERVATIONS |
| | | | | 2 | 9:17 | P | NO SIGNIFICANT CLINICAL OBSERVATIONS |
| | | | | 2 | 11:12 | P | NO SIGNIFICANT CLINICAL OBSERVATIONS |
| | | | | 3 | 9:18 | P | NO SIGNIFICANT CLINICAL OBSERVATIONS |
| | | | | 3 | 11:13 | P | NO SIGNIFICANT CLINICAL OBSERVATIONS |
| | | | | 4 | 6:59 | P | NO SIGNIFICANT CLINICAL OBSERVATIONS |
| | | | | 4 | 8:52 | P | NO SIGNIFICANT CLINICAL OBSERVATIONS |
| | | | | 7 | 9:34 | P | NO SIGNIFICANT CLINICAL OBSERVATIONS |
| | | | | 7 | 11:43 | P | NO SIGNIFICANT CLINICAL OBSERVATIONS |
| | | | | 8 | 8:39 | P | NO SIGNIFICANT CLINICAL OBSERVATIONS |
| | | | | 8 | 10:37 | P | NO SIGNIFICANT CLINICAL OBSERVATIONS |
| | | | | 9 | 9:36 | P | NO SIGNIFICANT CLINICAL OBSERVATIONS |
| | | | | 9 | 11:22 | P | NO SIGNIFICANT CLINICAL OBSERVATIONS |
| | | | | 10 | 8:44 | P | NO SIGNIFICANT CLINICAL OBSERVATIONS |

GRADE CODE: 1 - SLIGHT 2 - MODERATE 3 - SEVERE P - PRESENT

STUDY DAYS: 0 THROUGH 89

| ANIMAL | SEX | GROUP | CATEGORY | STUDY DAY | TIME | GRADE | OBSERVATIONS |
|---|---|---|---|---|---|---|---|
| 10449 | M | 5 MG/KG/DAY | NORMAL | 10 | 10:17 | P | NO SIGNIFICANT CLINICAL OBSERVATIONS |
| | | | | 11 | 7:02 | P | NO SIGNIFICANT CLINICAL OBSERVATIONS |
| | | | | 11 | 9:18 | P | NO SIGNIFICANT CLINICAL OBSERVATIONS |
| | | | | 14 | 9:28 | P | NO SIGNIFICANT CLINICAL OBSERVATIONS |
| | | | | 14 | 12:08 | P | NO SIGNIFICANT CLINICAL OBSERVATIONS |
| | | | | 15 | 9:04 | P | NO SIGNIFICANT CLINICAL OBSERVATIONS |
| | | | | 15 | 10:39 | P | NO SIGNIFICANT CLINICAL OBSERVATIONS |
| | | | | 16 | 8:36 | P | NO SIGNIFICANT CLINICAL OBSERVATIONS |
| | | | | 16 | 10:05 | P | NO SIGNIFICANT CLINICAL OBSERVATIONS |
| | | | | 17 | 8:47 | P | NO SIGNIFICANT CLINICAL OBSERVATIONS |
| | | | | 17 | 10:27 | P | NO SIGNIFICANT CLINICAL OBSERVATIONS |
| | | | | 18 | 6:52 | P | NO SIGNIFICANT CLINICAL OBSERVATIONS |
| | | | | 18 | 8:56 | P | NO SIGNIFICANT CLINICAL OBSERVATIONS |
| | | | | 21 | 9:23 | P | NO SIGNIFICANT CLINICAL OBSERVATIONS |
| | | | | 21 | 11:31 | P | NO SIGNIFICANT CLINICAL OBSERVATIONS |
| | | | | 22 | 7:35 | P | NO SIGNIFICANT CLINICAL OBSERVATIONS |
| | | | | 22 | 9:36 | P | NO SIGNIFICANT CLINICAL OBSERVATIONS |
| | | | | 23 | 7:25 | P | NO SIGNIFICANT CLINICAL OBSERVATIONS |
| | | | | 23 | 9:13 | P | NO SIGNIFICANT CLINICAL OBSERVATIONS |
| | | | | 24 | 8:09 | P | NO SIGNIFICANT CLINICAL OBSERVATIONS |
| | | | | 24 | 9:28 | P | NO SIGNIFICANT CLINICAL OBSERVATIONS |
| | | | | 25 | 7:19 | P | NO SIGNIFICANT CLINICAL OBSERVATIONS |
| | | | | 25 | 9:20 | P | NO SIGNIFICANT CLINICAL OBSERVATIONS |
| | | | | 28 | 9:19 | P | NO SIGNIFICANT CLINICAL OBSERVATIONS |
| | | | | 28 | 11:42 | P | NO SIGNIFICANT CLINICAL OBSERVATIONS |
| | | | | 29 | 7:44 | P | NO SIGNIFICANT CLINICAL OBSERVATIONS |
| | | | | 29 | 9:44 | P | NO SIGNIFICANT CLINICAL OBSERVATIONS |
| | | | | 30 | 7:33 | P | NO SIGNIFICANT CLINICAL OBSERVATIONS |
| | | | | 30 | 9:24 | P | NO SIGNIFICANT CLINICAL OBSERVATIONS |

GRADE CODE: 1 - SLIGHT 2 - MODERATE 3 - SEVERE P - PRESENT

STUDY DAYS: 0 THROUGH 89

| ANIMAL | SEX | GROUP | CATEGORY | STUDY DAY | TIME | GRADE | OBSERVATIONS |
|---|---|---|---|---|---|---|---|
| 10449 | M | 5 MG/KG/DAY | NORMAL | 31 | 7:51 | P | NO SIGNIFICANT CLINICAL OBSERVATIONS |
| | | | | 31 | 9:06 | P | NO SIGNIFICANT CLINICAL OBSERVATIONS |
| | | | | 32 | 7:29 | P | NO SIGNIFICANT CLINICAL OBSERVATIONS |
| | | | | 32 | 9:54 | P | NO SIGNIFICANT CLINICAL OBSERVATIONS |
| | | | | 35 | 9:16 | P | NO SIGNIFICANT CLINICAL OBSERVATIONS |
| | | | | 35 | 11:01 | P | NO SIGNIFICANT CLINICAL OBSERVATIONS |
| | | | | 36 | 8:31 | P | NO SIGNIFICANT CLINICAL OBSERVATIONS |
| | | | | 36 | 10:17 | P | NO SIGNIFICANT CLINICAL OBSERVATIONS |
| | | | | 37 | 8:28 | P | NO SIGNIFICANT CLINICAL OBSERVATIONS |
| | | | | 37 | 10:07 | P | NO SIGNIFICANT CLINICAL OBSERVATIONS |
| | | | | 38 | 8:24 | P | NO SIGNIFICANT CLINICAL OBSERVATIONS |
| | | | | 38 | 10:09 | P | NO SIGNIFICANT CLINICAL OBSERVATIONS |
| | | | | 39 | 7:14 | P | NO SIGNIFICANT CLINICAL OBSERVATIONS |
| | | | | 39 | 9:14 | P | NO SIGNIFICANT CLINICAL OBSERVATIONS |
| | | | | 42 | 10:50 | P | NO SIGNIFICANT CLINICAL OBSERVATIONS |
| | | | | 43 | 8:29 | P | NO SIGNIFICANT CLINICAL OBSERVATIONS |
| | | | | 43 | 10:15 | P | NO SIGNIFICANT CLINICAL OBSERVATIONS |
| | | | | 44 | 8:01 | P | NO SIGNIFICANT CLINICAL OBSERVATIONS |
| | | | | 44 | 9:45 | P | NO SIGNIFICANT CLINICAL OBSERVATIONS |
| | | | | 45 | 8:26 | P | NO SIGNIFICANT CLINICAL OBSERVATIONS |
| | | | | 45 | 9:55 | P | NO SIGNIFICANT CLINICAL OBSERVATIONS |
| | | | | 46 | 6:54 | P | NO SIGNIFICANT CLINICAL OBSERVATIONS |
| | | | | 46 | 8:51 | P | NO SIGNIFICANT CLINICAL OBSERVATIONS |
| | | | | 49 | 9:32 | P | NO SIGNIFICANT CLINICAL OBSERVATIONS |
| | | | | 49 | 12:04 | P | NO SIGNIFICANT CLINICAL OBSERVATIONS |
| | | | | 50 | 8:33 | P | NO SIGNIFICANT CLINICAL OBSERVATIONS |
| | | | | 50 | 10:48 | P | NO SIGNIFICANT CLINICAL OBSERVATIONS |
| | | | | 51 | 7:57 | P | NO SIGNIFICANT CLINICAL OBSERVATIONS |
| | | | | 51 | 9:53 | P | NO SIGNIFICANT CLINICAL OBSERVATIONS |

GRADE CODE: 1 - SLIGHT 2 - MODERATE 3 - SEVERE P - PRESENT

STUDY DAYS: 0 THROUGH 89

| ANIMAL | SEX | GROUP | CATEGORY | STUDY DAY | TIME | GRADE | OBSERVATIONS |
|---|---|---|---|---|---|---|---|
| 10449 | M | 5 MG/KG/DAY | NORMAL | 52 | 9:13 | P | NO SIGNIFICANT CLINICAL OBSERVATIONS |
| | | | | 52 | 11:32 | P | NO SIGNIFICANT CLINICAL OBSERVATIONS |
| | | | | 53 | 6:58 | P | NO SIGNIFICANT CLINICAL OBSERVATIONS |
| | | | | 53 | 9:06 | P | NO SIGNIFICANT CLINICAL OBSERVATIONS |
| | | | | 56 | 9:00 | P | NO SIGNIFICANT CLINICAL OBSERVATIONS |
| | | | | 56 | 10:57 | P | NO SIGNIFICANT CLINICAL OBSERVATIONS |
| | | | | 57 | 9:03 | P | NO SIGNIFICANT CLINICAL OBSERVATIONS |
| | | | | 57 | 10:29 | P | NO SIGNIFICANT CLINICAL OBSERVATIONS |
| | | | | 58 | 7:38 | P | NO SIGNIFICANT CLINICAL OBSERVATIONS |
| | | | | 58 | 9:24 | P | NO SIGNIFICANT CLINICAL OBSERVATIONS |
| | | | | 59 | 7:23 | P | NO SIGNIFICANT CLINICAL OBSERVATIONS |
| | | | | 59 | 9:03 | P | NO SIGNIFICANT CLINICAL OBSERVATIONS |
| | | | | 60 | 7:38 | P | NO SIGNIFICANT CLINICAL OBSERVATIONS |
| | | | | 60 | 9:44 | P | NO SIGNIFICANT CLINICAL OBSERVATIONS |
| | | | | 63 | 12:00 | P | NO SIGNIFICANT CLINICAL OBSERVATIONS |
| | | | | 63 | 14:16 | P | NO SIGNIFICANT CLINICAL OBSERVATIONS |
| | | | | 64 | 8:39 | P | NO SIGNIFICANT CLINICAL OBSERVATIONS |
| | | | | 64 | 10:13 | P | NO SIGNIFICANT CLINICAL OBSERVATIONS |
| | | | | 65 | 8:47 | P | NO SIGNIFICANT CLINICAL OBSERVATIONS |
| | | | | 65 | 10:54 | P | NO SIGNIFICANT CLINICAL OBSERVATIONS |
| | | | | 66 | 8:20 | P | NO SIGNIFICANT CLINICAL OBSERVATIONS |
| | | | | 66 | 9:48 | P | NO SIGNIFICANT CLINICAL OBSERVATIONS |
| | | | | 67 | 7:31 | P | NO SIGNIFICANT CLINICAL OBSERVATIONS |
| | | | | 67 | 9:08 | P | NO SIGNIFICANT CLINICAL OBSERVATIONS |
| | | | | 70 | 8:03 | P | NO SIGNIFICANT CLINICAL OBSERVATIONS |
| | | | | 70 | 10:47 | P | NO SIGNIFICANT CLINICAL OBSERVATIONS |
| | | | | 71 | 8:12 | P | NO SIGNIFICANT CLINICAL OBSERVATIONS |
| | | | | 71 | 9:41 | P | NO SIGNIFICANT CLINICAL OBSERVATIONS |
| | | | | 72 | 7:29 | P | NO SIGNIFICANT CLINICAL OBSERVATIONS |

GRADE CODE: 1 - SLIGHT 2 - MODERATE 3 - SEVERE P - PRESENT

STUDY DAYS: 0 THROUGH 89

| ANIMAL | SEX | GROUP | CATEGORY | STUDY DAY | TIME | GRADE | OBSERVATIONS |
|---|---|---|---|---|---|---|---|
| 10449 | M | 5 MG/KG/DAY | NORMAL | 72 | 9:03 | P | NO SIGNIFICANT CLINICAL OBSERVATIONS |
| | | | | 73 | 7:28 | P | NO SIGNIFICANT CLINICAL OBSERVATIONS |
| | | | | 73 | 9:13 | P | NO SIGNIFICANT CLINICAL OBSERVATIONS |
| | | | | 74 | 7:16 | P | NO SIGNIFICANT CLINICAL OBSERVATIONS |
| | | | | 74 | 9:19 | P | NO SIGNIFICANT CLINICAL OBSERVATIONS |
| | | | | 77 | 8:22 | P | NO SIGNIFICANT CLINICAL OBSERVATIONS |
| | | | | 77 | 11:23 | P | NO SIGNIFICANT CLINICAL OBSERVATIONS |
| | | | | 78 | 9:37 | P | NO SIGNIFICANT CLINICAL OBSERVATIONS |
| | | | | 78 | 11:29 | P | NO SIGNIFICANT CLINICAL OBSERVATIONS |
| | | | | 79 | 7:19 | P | NO SIGNIFICANT CLINICAL OBSERVATIONS |
| | | | | 79 | 8:55 | P | NO SIGNIFICANT CLINICAL OBSERVATIONS |
| | | | | 80 | 8:52 | P | NO SIGNIFICANT CLINICAL OBSERVATIONS |
| | | | | 80 | 10:35 | P | NO SIGNIFICANT CLINICAL OBSERVATIONS |
| | | | | 81 | 7:32 | P | NO SIGNIFICANT CLINICAL OBSERVATIONS |
| | | | | 81 | 9:22 | P | NO SIGNIFICANT CLINICAL OBSERVATIONS |
| | | | | 85 | 7:36 | P | NO SIGNIFICANT CLINICAL OBSERVATIONS |
| | | | | 85 | 9:39 | P | NO SIGNIFICANT CLINICAL OBSERVATIONS |
| | | | | 86 | 7:26 | P | NO SIGNIFICANT CLINICAL OBSERVATIONS |
| | | | | 86 | 9:25 | P | NO SIGNIFICANT CLINICAL OBSERVATIONS |
| | | | | 87 | 8:46 | P | NO SIGNIFICANT CLINICAL OBSERVATIONS |
| | | | | 87 | 10:36 | P | NO SIGNIFICANT CLINICAL OBSERVATIONS |
| | | | | 88 | 6:49 | P | NO SIGNIFICANT CLINICAL OBSERVATIONS |
| | | | | 88 | 9:13 | P | NO SIGNIFICANT CLINICAL OBSERVATIONS |
| | | | | 89 | 6:21 | P | NO SIGNIFICANT CLINICAL OBSERVATIONS |
| | | | | 89 | 7:46 | P | NO SIGNIFICANT CLINICAL OBSERVATIONS |
| 10453 | M | 5 MG/KG/DAY | NORMAL | 0 | 10:18 | P | NO SIGNIFICANT CLINICAL OBSERVATIONS |
| | | | | 0 | 12:49 | P | NO SIGNIFICANT CLINICAL OBSERVATIONS |
| | | | | 1 | 7:45 | P | NO SIGNIFICANT CLINICAL OBSERVATIONS |
| | | | | 1 | 9:32 | P | NO SIGNIFICANT CLINICAL OBSERVATIONS |

GRADE CODE: 1 - SLIGHT 2 - MODERATE 3 - SEVERE P - PRESENT

STUDY DAYS: 0 THROUGH 89

| ANIMAL | SEX | GROUP | CATEGORY | STUDY DAY | TIME | GRADE | OBSERVATIONS |
|---|---|---|---|---|---|---|---|
| 10453 | M | 5 MG/KG/DAY | NORMAL | 2 | 9:17 | P | NO SIGNIFICANT CLINICAL OBSERVATIONS |
| | | | | 2 | 11:13 | P | NO SIGNIFICANT CLINICAL OBSERVATIONS |
| | | | | 3 | 9:18 | P | NO SIGNIFICANT CLINICAL OBSERVATIONS |
| | | | | 3 | 11:13 | P | NO SIGNIFICANT CLINICAL OBSERVATIONS |
| | | | | 4 | 6:59 | P | NO SIGNIFICANT CLINICAL OBSERVATIONS |
| | | | | 4 | 8:52 | P | NO SIGNIFICANT CLINICAL OBSERVATIONS |
| | | | | 7 | 9:34 | P | NO SIGNIFICANT CLINICAL OBSERVATIONS |
| | | | | 7 | 11:43 | P | NO SIGNIFICANT CLINICAL OBSERVATIONS |
| | | | | 8 | 8:40 | P | NO SIGNIFICANT CLINICAL OBSERVATIONS |
| | | | | 8 | 10:37 | P | NO SIGNIFICANT CLINICAL OBSERVATIONS |
| | | | | 9 | 9:37 | P | NO SIGNIFICANT CLINICAL OBSERVATIONS |
| | | | | 9 | 11:22 | P | NO SIGNIFICANT CLINICAL OBSERVATIONS |
| | | | | 10 | 8:44 | P | NO SIGNIFICANT CLINICAL OBSERVATIONS |
| | | | | 10 | 10:17 | P | NO SIGNIFICANT CLINICAL OBSERVATIONS |
| | | | | 11 | 7:02 | P | NO SIGNIFICANT CLINICAL OBSERVATIONS |
| | | | | 11 | 9:19 | P | NO SIGNIFICANT CLINICAL OBSERVATIONS |
| | | | | 14 | 9:28 | P | NO SIGNIFICANT CLINICAL OBSERVATIONS |
| | | | | 14 | 12:08 | P | NO SIGNIFICANT CLINICAL OBSERVATIONS |
| | | | | 15 | 9:04 | P | NO SIGNIFICANT CLINICAL OBSERVATIONS |
| | | | | 15 | 10:40 | P | NO SIGNIFICANT CLINICAL OBSERVATIONS |
| | | | | 16 | 8:36 | P | NO SIGNIFICANT CLINICAL OBSERVATIONS |
| | | | | 16 | 10:05 | P | NO SIGNIFICANT CLINICAL OBSERVATIONS |
| | | | | 17 | 8:48 | P | NO SIGNIFICANT CLINICAL OBSERVATIONS |
| | | | | 17 | 10:27 | P | NO SIGNIFICANT CLINICAL OBSERVATIONS |
| | | | | 18 | 6:52 | P | NO SIGNIFICANT CLINICAL OBSERVATIONS |
| | | | | 18 | 8:56 | P | NO SIGNIFICANT CLINICAL OBSERVATIONS |
| | | | | 21 | 9:23 | P | NO SIGNIFICANT CLINICAL OBSERVATIONS |
| | | | | 21 | 11:31 | P | NO SIGNIFICANT CLINICAL OBSERVATIONS |
| | | | | 22 | 7:35 | P | NO SIGNIFICANT CLINICAL OBSERVATIONS |

GRADE CODE: 1 - SLIGHT 2 - MODERATE 3 - SEVERE P - PRESENT

TABLE A3 (DOSING DAY OBSERVATIONS)
A 90-DAY DERMAL STUDY UTILIZING CLARIFIED OILS IN RATS
INDIVIDUAL CLINICAL OBSERVATIONS



STUDY DAYS: 0 THROUGH 89

| ANIMAL | SEX | GROUP | CATEGORY | STUDY DAY | TIME | GRADE | OBSERVATIONS |
|---|---|---|---|---|---|---|---|
| 10453 | M | 5 MG/KG/DAY | NORMAL | 22 | 9:36 | P | NO SIGNIFICANT CLINICAL OBSERVATIONS |
| | | | | 23 | 7:25 | P | NO SIGNIFICANT CLINICAL OBSERVATIONS |
| | | | | 23 | 9:13 | P | NO SIGNIFICANT CLINICAL OBSERVATIONS |
| | | | | 24 | 8:09 | P | NO SIGNIFICANT CLINICAL OBSERVATIONS |
| | | | | 24 | 9:28 | P | NO SIGNIFICANT CLINICAL OBSERVATIONS |
| | | | | 25 | 7:19 | P | NO SIGNIFICANT CLINICAL OBSERVATIONS |
| | | | | 25 | 9:20 | P | NO SIGNIFICANT CLINICAL OBSERVATIONS |
| | | | | 28 | 9:19 | P | NO SIGNIFICANT CLINICAL OBSERVATIONS |
| | | | | 28 | 11:42 | P | NO SIGNIFICANT CLINICAL OBSERVATIONS |
| | | | | 29 | 7:44 | P | NO SIGNIFICANT CLINICAL OBSERVATIONS |
| | | | | 29 | 9:44 | P | NO SIGNIFICANT CLINICAL OBSERVATIONS |
| | | | | 30 | 7:34 | P | NO SIGNIFICANT CLINICAL OBSERVATIONS |
| | | | | 30 | 9:24 | P | NO SIGNIFICANT CLINICAL OBSERVATIONS |
| | | | | 31 | 7:51 | P | NO SIGNIFICANT CLINICAL OBSERVATIONS |
| | | | | 31 | 9:06 | P | NO SIGNIFICANT CLINICAL OBSERVATIONS |
| | | | | 32 | 7:29 | P | NO SIGNIFICANT CLINICAL OBSERVATIONS |
| | | | | 32 | 9:54 | P | NO SIGNIFICANT CLINICAL OBSERVATIONS |
| | | | | 35 | 9:16 | P | NO SIGNIFICANT CLINICAL OBSERVATIONS |
| | | | | 35 | 11:01 | P | NO SIGNIFICANT CLINICAL OBSERVATIONS |
| | | | | 36 | 8:31 | P | NO SIGNIFICANT CLINICAL OBSERVATIONS |
| | | | | 36 | 10:17 | P | NO SIGNIFICANT CLINICAL OBSERVATIONS |
| | | | | 37 | 8:28 | P | NO SIGNIFICANT CLINICAL OBSERVATIONS |
| | | | | 37 | 10:07 | P | NO SIGNIFICANT CLINICAL OBSERVATIONS |
| | | | | 38 | 8:25 | P | NO SIGNIFICANT CLINICAL OBSERVATIONS |
| | | | | 38 | 10:09 | P | NO SIGNIFICANT CLINICAL OBSERVATIONS |
| | | | | 39 | 7:14 | P | NO SIGNIFICANT CLINICAL OBSERVATIONS |
| | | | | 39 | 9:14 | P | NO SIGNIFICANT CLINICAL OBSERVATIONS |
| | | | | 42 | 10:50 | P | NO SIGNIFICANT CLINICAL OBSERVATIONS |
| | | | | 43 | 8:29 | P | NO SIGNIFICANT CLINICAL OBSERVATIONS |

GRADE CODE: 1 - SLIGHT 2 - MODERATE 3 - SEVERE P - PRESENT

STUDY DAYS: 0 THROUGH 89

| ANIMAL | SEX | GROUP | CATEGORY | STUDY DAY | TIME | GRADE | OBSERVATIONS |
|---|---|---|---|---|---|---|---|
| 10453 | M | 5 MG/KG/DAY | NORMAL | 43 | 10:15 | P | NO SIGNIFICANT CLINICAL OBSERVATIONS |
| | | | | 44 | 8:01 | P | NO SIGNIFICANT CLINICAL OBSERVATIONS |
| | | | | 44 | 9:46 | P | NO SIGNIFICANT CLINICAL OBSERVATIONS |
| | | | | 45 | 8:26 | P | NO SIGNIFICANT CLINICAL OBSERVATIONS |
| | | | | 45 | 9:55 | P | NO SIGNIFICANT CLINICAL OBSERVATIONS |
| | | | | 46 | 6:54 | P | NO SIGNIFICANT CLINICAL OBSERVATIONS |
| | | | | 46 | 8:51 | P | NO SIGNIFICANT CLINICAL OBSERVATIONS |
| | | | | 49 | 9:32 | P | NO SIGNIFICANT CLINICAL OBSERVATIONS |
| | | | | 49 | 12:04 | P | NO SIGNIFICANT CLINICAL OBSERVATIONS |
| | | | | 50 | 8:33 | P | NO SIGNIFICANT CLINICAL OBSERVATIONS |
| | | | | 50 | 10:48 | P | NO SIGNIFICANT CLINICAL OBSERVATIONS |
| | | | | 51 | 7:57 | P | NO SIGNIFICANT CLINICAL OBSERVATIONS |
| | | | | 51 | 9:53 | P | NO SIGNIFICANT CLINICAL OBSERVATIONS |
| | | | | 52 | 9:14 | P | NO SIGNIFICANT CLINICAL OBSERVATIONS |
| | | | | 52 | 11:32 | P | NO SIGNIFICANT CLINICAL OBSERVATIONS |
| | | | | 53 | 6:59 | P | NO SIGNIFICANT CLINICAL OBSERVATIONS |
| | | | | 53 | 9:06 | P | NO SIGNIFICANT CLINICAL OBSERVATIONS |
| | | | | 56 | 9:01 | P | NO SIGNIFICANT CLINICAL OBSERVATIONS |
| | | | | 56 | 10:57 | P | NO SIGNIFICANT CLINICAL OBSERVATIONS |
| | | | | 57 | 9:03 | P | NO SIGNIFICANT CLINICAL OBSERVATIONS |
| | | | | 57 | 10:29 | P | NO SIGNIFICANT CLINICAL OBSERVATIONS |
| | | | | 58 | 7:38 | P | NO SIGNIFICANT CLINICAL OBSERVATIONS |
| | | | | 58 | 9:24 | P | NO SIGNIFICANT CLINICAL OBSERVATIONS |
| | | | | 59 | 7:23 | P | NO SIGNIFICANT CLINICAL OBSERVATIONS |
| | | | | 59 | 9:03 | P | NO SIGNIFICANT CLINICAL OBSERVATIONS |
| | | | | 60 | 7:38 | P | NO SIGNIFICANT CLINICAL OBSERVATIONS |
| | | | | 60 | 9:44 | P | NO SIGNIFICANT CLINICAL OBSERVATIONS |
| | | | | 63 | 12:00 | P | NO SIGNIFICANT CLINICAL OBSERVATIONS |
| | | | | 63 | 14:16 | P | NO SIGNIFICANT CLINICAL OBSERVATIONS |

GRADE CODE: 1 - SLIGHT 2 - MODERATE 3 - SEVERE P - PRESENT

STUDY DAYS: 0 THROUGH 89

| ANIMAL | SEX | GROUP | CATEGORY | STUDY DAY | TIME | GRADE | OBSERVATIONS |
|---|---|---|---|---|---|---|---|
| 10453 | M | 5 MG/KG/DAY | NORMAL | 64 | 8:39 | P | NO SIGNIFICANT CLINICAL OBSERVATIONS |
| | | | | 64 | 10:13 | P | NO SIGNIFICANT CLINICAL OBSERVATIONS |
| | | | | 65 | 8:47 | P | NO SIGNIFICANT CLINICAL OBSERVATIONS |
| | | | | 65 | 10:54 | P | NO SIGNIFICANT CLINICAL OBSERVATIONS |
| | | | | 66 | 8:21 | P | NO SIGNIFICANT CLINICAL OBSERVATIONS |
| | | | | 66 | 9:48 | P | NO SIGNIFICANT CLINICAL OBSERVATIONS |
| | | | | 67 | 7:31 | P | NO SIGNIFICANT CLINICAL OBSERVATIONS |
| | | | | 67 | 9:08 | P | NO SIGNIFICANT CLINICAL OBSERVATIONS |
| | | | | 70 | 8:03 | P | NO SIGNIFICANT CLINICAL OBSERVATIONS |
| | | | | 70 | 10:47 | P | NO SIGNIFICANT CLINICAL OBSERVATIONS |
| | | | | 71 | 8:12 | P | NO SIGNIFICANT CLINICAL OBSERVATIONS |
| | | | | 71 | 9:41 | P | NO SIGNIFICANT CLINICAL OBSERVATIONS |
| | | | | 72 | 7:29 | P | NO SIGNIFICANT CLINICAL OBSERVATIONS |
| | | | | 72 | 9:03 | P | NO SIGNIFICANT CLINICAL OBSERVATIONS |
| | | | | 73 | 7:29 | P | NO SIGNIFICANT CLINICAL OBSERVATIONS |
| | | | | 73 | 9:13 | P | NO SIGNIFICANT CLINICAL OBSERVATIONS |
| | | | | 74 | 7:16 | P | NO SIGNIFICANT CLINICAL OBSERVATIONS |
| | | | | 74 | 9:19 | P | NO SIGNIFICANT CLINICAL OBSERVATIONS |
| | | | | 77 | 8:22 | P | NO SIGNIFICANT CLINICAL OBSERVATIONS |
| | | | | 77 | 11:23 | P | NO SIGNIFICANT CLINICAL OBSERVATIONS |
| | | | | 78 | 9:37 | P | NO SIGNIFICANT CLINICAL OBSERVATIONS |
| | | | | 78 | 11:29 | P | NO SIGNIFICANT CLINICAL OBSERVATIONS |
| | | | | 79 | 7:20 | P | NO SIGNIFICANT CLINICAL OBSERVATIONS |
| | | | | 79 | 8:55 | P | NO SIGNIFICANT CLINICAL OBSERVATIONS |
| | | | | 80 | 8:52 | P | NO SIGNIFICANT CLINICAL OBSERVATIONS |
| | | | | 80 | 10:35 | P | NO SIGNIFICANT CLINICAL OBSERVATIONS |
| | | | | 81 | 7:32 | P | NO SIGNIFICANT CLINICAL OBSERVATIONS |
| | | | | 81 | 9:22 | P | NO SIGNIFICANT CLINICAL OBSERVATIONS |
| | | | | 85 | 7:36 | P | NO SIGNIFICANT CLINICAL OBSERVATIONS |

GRADE CODE: 1 - SLIGHT 2 - MODERATE 3 - SEVERE P - PRESENT

STUDY DAYS: 0 THROUGH 89

| ANIMAL | SEX | GROUP | CATEGORY | STUDY DAY | TIME | GRADE | OBSERVATIONS |
|---|---|---|---|---|---|---|---|
| 10453 | M | 5 MG/KG/DAY | NORMAL | 85 | 9:40 | P | NO SIGNIFICANT CLINICAL OBSERVATIONS |
| | | | | 86 | 7:26 | P | NO SIGNIFICANT CLINICAL OBSERVATIONS |
| | | | | 86 | 9:25 | P | NO SIGNIFICANT CLINICAL OBSERVATIONS |
| | | | | 87 | 8:46 | P | NO SIGNIFICANT CLINICAL OBSERVATIONS |
| | | | | 87 | 10:37 | P | NO SIGNIFICANT CLINICAL OBSERVATIONS |
| | | | | 88 | 6:49 | P | NO SIGNIFICANT CLINICAL OBSERVATIONS |
| | | | | 88 | 9:13 | P | NO SIGNIFICANT CLINICAL OBSERVATIONS |
| | | | | 89 | 6:21 | P | NO SIGNIFICANT CLINICAL OBSERVATIONS |
| | | | | 89 | 7:46 | P | NO SIGNIFICANT CLINICAL OBSERVATIONS |
| 10465 | M | 5 MG/KG/DAY | NORMAL | 0 | 10:18 | P | NO SIGNIFICANT CLINICAL OBSERVATIONS |
| | | | | 0 | 12:49 | P | NO SIGNIFICANT CLINICAL OBSERVATIONS |
| | | | | 1 | 7:45 | P | NO SIGNIFICANT CLINICAL OBSERVATIONS |
| | | | | 1 | 9:32 | P | NO SIGNIFICANT CLINICAL OBSERVATIONS |
| | | | | 2 | 9:17 | P | NO SIGNIFICANT CLINICAL OBSERVATIONS |
| | | | | 2 | 11:13 | P | NO SIGNIFICANT CLINICAL OBSERVATIONS |
| | | | | 3 | 9:18 | P | NO SIGNIFICANT CLINICAL OBSERVATIONS |
| | | | | 3 | 11:13 | P | NO SIGNIFICANT CLINICAL OBSERVATIONS |
| | | | | 4 | 6:59 | P | NO SIGNIFICANT CLINICAL OBSERVATIONS |
| | | | | 4 | 8:52 | P | NO SIGNIFICANT CLINICAL OBSERVATIONS |
| | | | | 7 | 9:35 | P | NO SIGNIFICANT CLINICAL OBSERVATIONS |
| | | | | 7 | 11:43 | P | NO SIGNIFICANT CLINICAL OBSERVATIONS |
| | | | | 8 | 8:40 | P | NO SIGNIFICANT CLINICAL OBSERVATIONS |
| | | | | 8 | 10:37 | P | NO SIGNIFICANT CLINICAL OBSERVATIONS |
| | | | | 9 | 9:37 | P | NO SIGNIFICANT CLINICAL OBSERVATIONS |
| | | | | 9 | 11:22 | P | NO SIGNIFICANT CLINICAL OBSERVATIONS |
| | | | | 10 | 8:44 | P | NO SIGNIFICANT CLINICAL OBSERVATIONS |
| | | | | 10 | 10:17 | P | NO SIGNIFICANT CLINICAL OBSERVATIONS |
| | | | | 11 | 9:19 | P | NO SIGNIFICANT CLINICAL OBSERVATIONS |
| | | | | 14 | 9:28 | P | NO SIGNIFICANT CLINICAL OBSERVATIONS |

GRADE CODE: 1 - SLIGHT 2 - MODERATE 3 - SEVERE P - PRESENT

TABLE A3 (DOSING DAY OBSERVATIONS)
A 90-DAY DERMAL STUDY UTILIZING CLARIFIED OILS IN RATS
INDIVIDUAL CLINICAL OBSERVATIONS



STUDY DAYS: 0 THROUGH 89

| ANIMAL | SEX | GROUP | CATEGORY | STUDY DAY | TIME | GRADE | OBSERVATIONS |
|---|---|---|---|---|---|---|---|
| 10465 | M | 5 MG/KG/DAY | NORMAL | 14 | 12:08 | P | NO SIGNIFICANT CLINICAL OBSERVATIONS |
| | | | | 15 | 9:04 | P | NO SIGNIFICANT CLINICAL OBSERVATIONS |
| | | | | 15 | 10:40 | P | NO SIGNIFICANT CLINICAL OBSERVATIONS |
| | | | | 16 | 8:36 | P | NO SIGNIFICANT CLINICAL OBSERVATIONS |
| | | | | 16 | 10:05 | P | NO SIGNIFICANT CLINICAL OBSERVATIONS |
| | | | | 17 | 8:48 | P | NO SIGNIFICANT CLINICAL OBSERVATIONS |
| | | | | 17 | 10:27 | P | NO SIGNIFICANT CLINICAL OBSERVATIONS |
| | | | | 18 | 6:53 | P | NO SIGNIFICANT CLINICAL OBSERVATIONS |
| | | | | 18 | 8:57 | P | NO SIGNIFICANT CLINICAL OBSERVATIONS |
| | | | | 21 | 9:23 | P | NO SIGNIFICANT CLINICAL OBSERVATIONS |
| | | | | 21 | 11:31 | P | NO SIGNIFICANT CLINICAL OBSERVATIONS |
| | | | | 22 | 7:36 | P | NO SIGNIFICANT CLINICAL OBSERVATIONS |
| | | | | 22 | 9:36 | P | NO SIGNIFICANT CLINICAL OBSERVATIONS |
| | | | | 23 | 7:26 | P | NO SIGNIFICANT CLINICAL OBSERVATIONS |
| | | | | 23 | 9:14 | P | NO SIGNIFICANT CLINICAL OBSERVATIONS |
| | | | | 24 | 8:09 | P | NO SIGNIFICANT CLINICAL OBSERVATIONS |
| | | | | 24 | 9:28 | P | NO SIGNIFICANT CLINICAL OBSERVATIONS |
| | | | | 25 | 7:20 | P | NO SIGNIFICANT CLINICAL OBSERVATIONS |
| | | | | 25 | 9:20 | P | NO SIGNIFICANT CLINICAL OBSERVATIONS |
| | | | | 28 | 9:20 | P | NO SIGNIFICANT CLINICAL OBSERVATIONS |
| | | | | 28 | 11:43 | P | NO SIGNIFICANT CLINICAL OBSERVATIONS |
| | | | | 29 | 7:44 | P | NO SIGNIFICANT CLINICAL OBSERVATIONS |
| | | | | 29 | 9:44 | P | NO SIGNIFICANT CLINICAL OBSERVATIONS |
| | | | | 30 | 7:34 | P | NO SIGNIFICANT CLINICAL OBSERVATIONS |
| | | | | 30 | 9:24 | P | NO SIGNIFICANT CLINICAL OBSERVATIONS |
| | | | | 31 | 7:51 | P | NO SIGNIFICANT CLINICAL OBSERVATIONS |
| | | | | 31 | 9:06 | P | NO SIGNIFICANT CLINICAL OBSERVATIONS |
| | | | | 32 | 7:29 | P | NO SIGNIFICANT CLINICAL OBSERVATIONS |
| | | | | 32 | 9:54 | P | NO SIGNIFICANT CLINICAL OBSERVATIONS |

GRADE CODE: 1 - SLIGHT 2 - MODERATE 3 - SEVERE P - PRESENT

STUDY DAYS: 0 THROUGH 89

| ANIMAL | SEX | GROUP | CATEGORY | STUDY DAY | TIME | GRADE | OBSERVATIONS |
|---|---|---|---|---|---|---|---|
| 10465 | M | 5 MG/KG/DAY | NORMAL | 35 | 9:16 | P | NO SIGNIFICANT CLINICAL OBSERVATIONS |
| | | | | 35 | 11:01 | P | NO SIGNIFICANT CLINICAL OBSERVATIONS |
| | | | | 36 | 8:31 | P | NO SIGNIFICANT CLINICAL OBSERVATIONS |
| | | | | 36 | 10:17 | P | NO SIGNIFICANT CLINICAL OBSERVATIONS |
| | | | | 37 | 8:28 | P | NO SIGNIFICANT CLINICAL OBSERVATIONS |
| | | | | 37 | 10:07 | P | NO SIGNIFICANT CLINICAL OBSERVATIONS |
| | | | | 38 | 8:25 | P | NO SIGNIFICANT CLINICAL OBSERVATIONS |
| | | | | 38 | 10:09 | P | NO SIGNIFICANT CLINICAL OBSERVATIONS |
| | | | | 39 | 7:14 | P | NO SIGNIFICANT CLINICAL OBSERVATIONS |
| | | | | 39 | 9:14 | P | NO SIGNIFICANT CLINICAL OBSERVATIONS |
| | | | | 42 | 10:51 | P | NO SIGNIFICANT CLINICAL OBSERVATIONS |
| | | | | 43 | 8:29 | P | NO SIGNIFICANT CLINICAL OBSERVATIONS |
| | | | | 43 | 10:15 | P | NO SIGNIFICANT CLINICAL OBSERVATIONS |
| | | | | 44 | 8:01 | P | NO SIGNIFICANT CLINICAL OBSERVATIONS |
| | | | | 44 | 9:46 | P | NO SIGNIFICANT CLINICAL OBSERVATIONS |
| | | | | 45 | 8:26 | P | NO SIGNIFICANT CLINICAL OBSERVATIONS |
| | | | | 45 | 9:55 | P | NO SIGNIFICANT CLINICAL OBSERVATIONS |
| | | | | 46 | 6:54 | P | NO SIGNIFICANT CLINICAL OBSERVATIONS |
| | | | | 46 | 8:51 | P | NO SIGNIFICANT CLINICAL OBSERVATIONS |
| | | | | 49 | 9:32 | P | NO SIGNIFICANT CLINICAL OBSERVATIONS |
| | | | | 49 | 12:04 | P | NO SIGNIFICANT CLINICAL OBSERVATIONS |
| | | | | 50 | 8:33 | P | NO SIGNIFICANT CLINICAL OBSERVATIONS |
| | | | | 50 | 10:48 | P | NO SIGNIFICANT CLINICAL OBSERVATIONS |
| | | | | 51 | 7:57 | P | NO SIGNIFICANT CLINICAL OBSERVATIONS |
| | | | | 51 | 9:53 | P | NO SIGNIFICANT CLINICAL OBSERVATIONS |
| | | | | 52 | 9:14 | P | NO SIGNIFICANT CLINICAL OBSERVATIONS |
| | | | | 52 | 11:32 | P | NO SIGNIFICANT CLINICAL OBSERVATIONS |
| | | | | 53 | 6:59 | P | NO SIGNIFICANT CLINICAL OBSERVATIONS |
| | | | | 53 | 9:06 | P | NO SIGNIFICANT CLINICAL OBSERVATIONS |

GRADE CODE: 1 - SLIGHT 2 - MODERATE 3 - SEVERE P - PRESENT

STUDY DAYS: 0 THROUGH 89

| ANIMAL | SEX | GROUP | CATEGORY | STUDY DAY | TIME | GRADE | OBSERVATIONS |
|---|---|---|---|---|---|---|---|
| 10465 | M | 5 MG/KG/DAY | NORMAL | 56 | 9:01 | P | NO SIGNIFICANT CLINICAL OBSERVATIONS |
| | | | | 56 | 10:58 | P | NO SIGNIFICANT CLINICAL OBSERVATIONS |
| | | | | 57 | 9:03 | P | NO SIGNIFICANT CLINICAL OBSERVATIONS |
| | | | | 57 | 10:29 | P | NO SIGNIFICANT CLINICAL OBSERVATIONS |
| | | | | 58 | 7:38 | P | NO SIGNIFICANT CLINICAL OBSERVATIONS |
| | | | | 58 | 9:24 | P | NO SIGNIFICANT CLINICAL OBSERVATIONS |
| | | | | 59 | 7:24 | P | NO SIGNIFICANT CLINICAL OBSERVATIONS |
| | | | | 59 | 9:03 | P | NO SIGNIFICANT CLINICAL OBSERVATIONS |
| | | | | 60 | 7:38 | P | NO SIGNIFICANT CLINICAL OBSERVATIONS |
| | | | | 60 | 9:44 | P | NO SIGNIFICANT CLINICAL OBSERVATIONS |
| | | | | 63 | 12:00 | P | NO SIGNIFICANT CLINICAL OBSERVATIONS |
| | | | | 63 | 14:17 | P | NO SIGNIFICANT CLINICAL OBSERVATIONS |
| | | | | 64 | 8:39 | P | NO SIGNIFICANT CLINICAL OBSERVATIONS |
| | | | | 64 | 10:13 | P | NO SIGNIFICANT CLINICAL OBSERVATIONS |
| | | | | 65 | 8:47 | P | NO SIGNIFICANT CLINICAL OBSERVATIONS |
| | | | | 65 | 10:54 | P | NO SIGNIFICANT CLINICAL OBSERVATIONS |
| | | | | 66 | 8:21 | P | NO SIGNIFICANT CLINICAL OBSERVATIONS |
| | | | | 66 | 9:48 | P | NO SIGNIFICANT CLINICAL OBSERVATIONS |
| | | | | 67 | 7:31 | P | NO SIGNIFICANT CLINICAL OBSERVATIONS |
| | | | | 67 | 9:09 | P | NO SIGNIFICANT CLINICAL OBSERVATIONS |
| | | | | 70 | 8:03 | P | NO SIGNIFICANT CLINICAL OBSERVATIONS |
| | | | | 70 | 10:47 | P | NO SIGNIFICANT CLINICAL OBSERVATIONS |
| | | | | 71 | 8:12 | P | NO SIGNIFICANT CLINICAL OBSERVATIONS |
| | | | | 71 | 9:41 | P | NO SIGNIFICANT CLINICAL OBSERVATIONS |
| | | | | 72 | 7:29 | P | NO SIGNIFICANT CLINICAL OBSERVATIONS |
| | | | | 72 | 9:03 | P | NO SIGNIFICANT CLINICAL OBSERVATIONS |
| | | | | 73 | 7:29 | P | NO SIGNIFICANT CLINICAL OBSERVATIONS |
| | | | | 73 | 9:13 | P | NO SIGNIFICANT CLINICAL OBSERVATIONS |
| | | | | 74 | 7:16 | P | NO SIGNIFICANT CLINICAL OBSERVATIONS |

GRADE CODE: 1 - SLIGHT 2 - MODERATE 3 - SEVERE P - PRESENT

STUDY DAYS: 0 THROUGH 89

| ANIMAL | SEX | GROUP | CATEGORY | STUDY DAY | TIME | GRADE | OBSERVATIONS |
|---|---|---|---|---|---|---|---|
| 10465 | M | 5 MG/KG/DAY | NORMAL | 74 | 9:19 | P | NO SIGNIFICANT CLINICAL OBSERVATIONS |
| | | | | 77 | 8:22 | P | NO SIGNIFICANT CLINICAL OBSERVATIONS |
| | | | | 77 | 11:23 | P | NO SIGNIFICANT CLINICAL OBSERVATIONS |
| | | | | 78 | 9:37 | P | NO SIGNIFICANT CLINICAL OBSERVATIONS |
| | | | | 78 | 11:29 | P | NO SIGNIFICANT CLINICAL OBSERVATIONS |
| | | | | 79 | 7:20 | P | NO SIGNIFICANT CLINICAL OBSERVATIONS |
| | | | | 79 | 8:56 | P | NO SIGNIFICANT CLINICAL OBSERVATIONS |
| | | | | 80 | 8:52 | P | NO SIGNIFICANT CLINICAL OBSERVATIONS |
| | | | | 80 | 10:35 | P | NO SIGNIFICANT CLINICAL OBSERVATIONS |
| | | | | 81 | 7:32 | P | NO SIGNIFICANT CLINICAL OBSERVATIONS |
| | | | | 81 | 9:23 | P | NO SIGNIFICANT CLINICAL OBSERVATIONS |
| | | | | 85 | 7:36 | P | NO SIGNIFICANT CLINICAL OBSERVATIONS |
| | | | | 85 | 9:40 | P | NO SIGNIFICANT CLINICAL OBSERVATIONS |
| | | | | 86 | 7:26 | P | NO SIGNIFICANT CLINICAL OBSERVATIONS |
| | | | | 86 | 9:25 | P | NO SIGNIFICANT CLINICAL OBSERVATIONS |
| | | | | 87 | 8:46 | P | NO SIGNIFICANT CLINICAL OBSERVATIONS |
| | | | | 87 | 10:37 | P | NO SIGNIFICANT CLINICAL OBSERVATIONS |
| | | | | 88 | 6:49 | P | NO SIGNIFICANT CLINICAL OBSERVATIONS |
| | | | | 88 | 9:13 | P | NO SIGNIFICANT CLINICAL OBSERVATIONS |
| | | | | 89 | 6:21 | P | NO SIGNIFICANT CLINICAL OBSERVATIONS |
| | | | | 89 | 7:46 | P | NO SIGNIFICANT CLINICAL OBSERVATIONS |
| 10470 | M | 5 MG/KG/DAY | NORMAL | 0 | 10:18 | P | NO SIGNIFICANT CLINICAL OBSERVATIONS |
| | | | | 0 | 12:49 | P | NO SIGNIFICANT CLINICAL OBSERVATIONS |
| | | | | 1 | 7:46 | P | NO SIGNIFICANT CLINICAL OBSERVATIONS |
| | | | | 1 | 9:32 | P | NO SIGNIFICANT CLINICAL OBSERVATIONS |
| | | | | 2 | 9:17 | P | NO SIGNIFICANT CLINICAL OBSERVATIONS |
| | | | | 2 | 11:13 | P | NO SIGNIFICANT CLINICAL OBSERVATIONS |
| | | | | 3 | 9:18 | P | NO SIGNIFICANT CLINICAL OBSERVATIONS |
| | | | | 3 | 11:13 | P | NO SIGNIFICANT CLINICAL OBSERVATIONS |

GRADE CODE: 1 - SLIGHT 2 - MODERATE 3 - SEVERE P - PRESENT

STUDY DAYS: 0 THROUGH 89

| ANIMAL | SEX | GROUP | CATEGORY | STUDY DAY | TIME | GRADE | OBSERVATIONS |
|---|---|---|---|---|---|---|---|
| 10470 | M | 5 MG/KG/DAY | NORMAL | 4 | 6:59 | P | NO SIGNIFICANT CLINICAL OBSERVATIONS |
| | | | | 4 | 8:52 | P | NO SIGNIFICANT CLINICAL OBSERVATIONS |
| | | | | 7 | 9:35 | P | NO SIGNIFICANT CLINICAL OBSERVATIONS |
| | | | | 7 | 11:43 | P | NO SIGNIFICANT CLINICAL OBSERVATIONS |
| | | | | 8 | 8:40 | P | NO SIGNIFICANT CLINICAL OBSERVATIONS |
| | | | | 8 | 10:37 | P | NO SIGNIFICANT CLINICAL OBSERVATIONS |
| | | | | 9 | 9:37 | P | NO SIGNIFICANT CLINICAL OBSERVATIONS |
| | | | | 9 | 11:22 | P | NO SIGNIFICANT CLINICAL OBSERVATIONS |
| | | | | 10 | 8:44 | P | NO SIGNIFICANT CLINICAL OBSERVATIONS |
| | | | | 10 | 10:17 | P | NO SIGNIFICANT CLINICAL OBSERVATIONS |
| | | | | 11 | 7:03 | P | NO SIGNIFICANT CLINICAL OBSERVATIONS |
| | | | | 11 | 9:19 | P | NO SIGNIFICANT CLINICAL OBSERVATIONS |
| | | | | 14 | 9:28 | P | NO SIGNIFICANT CLINICAL OBSERVATIONS |
| | | | | 14 | 12:08 | P | NO SIGNIFICANT CLINICAL OBSERVATIONS |
| | | | | 15 | 9:04 | P | NO SIGNIFICANT CLINICAL OBSERVATIONS |
| | | | | 15 | 10:40 | P | NO SIGNIFICANT CLINICAL OBSERVATIONS |
| | | | | 16 | 8:36 | P | NO SIGNIFICANT CLINICAL OBSERVATIONS |
| | | | | 16 | 10:05 | P | NO SIGNIFICANT CLINICAL OBSERVATIONS |
| | | | | 17 | 8:48 | P | NO SIGNIFICANT CLINICAL OBSERVATIONS |
| | | | | 17 | 10:27 | P | NO SIGNIFICANT CLINICAL OBSERVATIONS |
| | | | | 18 | 6:53 | P | NO SIGNIFICANT CLINICAL OBSERVATIONS |
| | | | | 18 | 8:57 | P | NO SIGNIFICANT CLINICAL OBSERVATIONS |
| | | | | 21 | 9:23 | P | NO SIGNIFICANT CLINICAL OBSERVATIONS |
| | | | | 21 | 11:33 | P | NO SIGNIFICANT CLINICAL OBSERVATIONS |
| | | | | 22 | 7:36 | P | NO SIGNIFICANT CLINICAL OBSERVATIONS |
| | | | | 22 | 9:36 | P | NO SIGNIFICANT CLINICAL OBSERVATIONS |
| | | | | 23 | 7:26 | P | NO SIGNIFICANT CLINICAL OBSERVATIONS |
| | | | | 23 | 9:14 | P | NO SIGNIFICANT CLINICAL OBSERVATIONS |
| | | | | 24 | 8:09 | P | NO SIGNIFICANT CLINICAL OBSERVATIONS |

GRADE CODE: 1 - SLIGHT 2 - MODERATE 3 - SEVERE P - PRESENT

STUDY DAYS: 0 THROUGH 89

| ANIMAL | SEX | GROUP | CATEGORY | STUDY DAY | TIME | GRADE | OBSERVATIONS |
|---|---|---|---|---|---|---|---|
| 10470 | M | 5 MG/KG/DAY | NORMAL | 24 | 9:28 | P | NO SIGNIFICANT CLINICAL OBSERVATIONS |
| | | | | 25 | 7:20 | P | NO SIGNIFICANT CLINICAL OBSERVATIONS |
| | | | | 25 | 9:20 | P | NO SIGNIFICANT CLINICAL OBSERVATIONS |
| | | | | 28 | 9:20 | P | NO SIGNIFICANT CLINICAL OBSERVATIONS |
| | | | | 28 | 11:43 | P | NO SIGNIFICANT CLINICAL OBSERVATIONS |
| | | | | 29 | 7:44 | P | NO SIGNIFICANT CLINICAL OBSERVATIONS |
| | | | | 29 | 9:44 | P | NO SIGNIFICANT CLINICAL OBSERVATIONS |
| | | | | 30 | 7:34 | P | NO SIGNIFICANT CLINICAL OBSERVATIONS |
| | | | | 30 | 9:24 | P | NO SIGNIFICANT CLINICAL OBSERVATIONS |
| | | | | 31 | 7:51 | P | NO SIGNIFICANT CLINICAL OBSERVATIONS |
| | | | | 31 | 9:06 | P | NO SIGNIFICANT CLINICAL OBSERVATIONS |
| | | | | 32 | 7:29 | P | NO SIGNIFICANT CLINICAL OBSERVATIONS |
| | | | | 32 | 9:54 | P | NO SIGNIFICANT CLINICAL OBSERVATIONS |
| | | | | 35 | 9:16 | P | NO SIGNIFICANT CLINICAL OBSERVATIONS |
| | | | | 35 | 11:01 | P | NO SIGNIFICANT CLINICAL OBSERVATIONS |
| | | | | 36 | 8:31 | P | NO SIGNIFICANT CLINICAL OBSERVATIONS |
| | | | | 36 | 10:17 | P | NO SIGNIFICANT CLINICAL OBSERVATIONS |
| | | | | 37 | 8:29 | P | NO SIGNIFICANT CLINICAL OBSERVATIONS |
| | | | | 37 | 10:07 | P | NO SIGNIFICANT CLINICAL OBSERVATIONS |
| | | | | 38 | 8:25 | P | NO SIGNIFICANT CLINICAL OBSERVATIONS |
| | | | | 38 | 10:09 | P | NO SIGNIFICANT CLINICAL OBSERVATIONS |
| | | | | 39 | 7:14 | P | NO SIGNIFICANT CLINICAL OBSERVATIONS |
| | | | | 39 | 9:14 | P | NO SIGNIFICANT CLINICAL OBSERVATIONS |
| | | | | 42 | 10:51 | P | NO SIGNIFICANT CLINICAL OBSERVATIONS |
| | | | | 43 | 8:29 | P | NO SIGNIFICANT CLINICAL OBSERVATIONS |
| | | | | 43 | 10:16 | P | NO SIGNIFICANT CLINICAL OBSERVATIONS |
| | | | | 44 | 8:01 | P | NO SIGNIFICANT CLINICAL OBSERVATIONS |
| | | | | 44 | 9:46 | P | NO SIGNIFICANT CLINICAL OBSERVATIONS |
| | | | | 45 | 8:26 | P | NO SIGNIFICANT CLINICAL OBSERVATIONS |

GRADE CODE: 1 - SLIGHT 2 - MODERATE 3 - SEVERE P - PRESENT

STUDY DAYS: 0 THROUGH 89

| ANIMAL | SEX | GROUP | CATEGORY | STUDY DAY | TIME | GRADE | OBSERVATIONS |
|---|---|---|---|---|---|---|---|
| 10470 | M | 5 MG/KG/DAY | NORMAL | 45 | 9:55 | P | NO SIGNIFICANT CLINICAL OBSERVATIONS |
| | | | | 46 | 6:55 | P | NO SIGNIFICANT CLINICAL OBSERVATIONS |
| | | | | 46 | 8:51 | P | NO SIGNIFICANT CLINICAL OBSERVATIONS |
| | | | | 49 | 9:32 | P | NO SIGNIFICANT CLINICAL OBSERVATIONS |
| | | | | 49 | 12:04 | P | NO SIGNIFICANT CLINICAL OBSERVATIONS |
| | | | | 50 | 8:33 | P | NO SIGNIFICANT CLINICAL OBSERVATIONS |
| | | | | 50 | 10:48 | P | NO SIGNIFICANT CLINICAL OBSERVATIONS |
| | | | | 51 | 7:57 | P | NO SIGNIFICANT CLINICAL OBSERVATIONS |
| | | | | 51 | 9:53 | P | NO SIGNIFICANT CLINICAL OBSERVATIONS |
| | | | | 52 | 9:14 | P | NO SIGNIFICANT CLINICAL OBSERVATIONS |
| | | | | 52 | 11:32 | P | NO SIGNIFICANT CLINICAL OBSERVATIONS |
| | | | | 53 | 6:59 | P | NO SIGNIFICANT CLINICAL OBSERVATIONS |
| | | | | 53 | 9:06 | P | NO SIGNIFICANT CLINICAL OBSERVATIONS |
| | | | | 56 | 9:01 | P | NO SIGNIFICANT CLINICAL OBSERVATIONS |
| | | | | 56 | 10:58 | P | NO SIGNIFICANT CLINICAL OBSERVATIONS |
| | | | | 57 | 9:03 | P | NO SIGNIFICANT CLINICAL OBSERVATIONS |
| | | | | 57 | 10:29 | P | NO SIGNIFICANT CLINICAL OBSERVATIONS |
| | | | | 58 | 7:38 | P | NO SIGNIFICANT CLINICAL OBSERVATIONS |
| | | | | 58 | 9:24 | P | NO SIGNIFICANT CLINICAL OBSERVATIONS |
| | | | | 59 | 7:24 | P | NO SIGNIFICANT CLINICAL OBSERVATIONS |
| | | | | 59 | 9:03 | P | NO SIGNIFICANT CLINICAL OBSERVATIONS |
| | | | | 60 | 7:38 | P | NO SIGNIFICANT CLINICAL OBSERVATIONS |
| | | | | 60 | 9:44 | P | NO SIGNIFICANT CLINICAL OBSERVATIONS |
| | | | | 63 | 12:00 | P | NO SIGNIFICANT CLINICAL OBSERVATIONS |
| | | | | 63 | 14:17 | P | NO SIGNIFICANT CLINICAL OBSERVATIONS |
| | | | | 64 | 8:39 | P | NO SIGNIFICANT CLINICAL OBSERVATIONS |
| | | | | 64 | 10:13 | P | NO SIGNIFICANT CLINICAL OBSERVATIONS |
| | | | | 65 | 8:47 | P | NO SIGNIFICANT CLINICAL OBSERVATIONS |
| | | | | 65 | 10:54 | P | NO SIGNIFICANT CLINICAL OBSERVATIONS |

GRADE CODE: 1 - SLIGHT 2 - MODERATE 3 - SEVERE P - PRESENT

STUDY DAYS: 0 THROUGH 89

| ANIMAL | SEX | GROUP | CATEGORY | STUDY DAY | TIME | GRADE | OBSERVATIONS |
|---|---|---|---|---|---|---|---|
| 10470 | M | 5 MG/KG/DAY | NORMAL | 66 | 8:21 | P | NO SIGNIFICANT CLINICAL OBSERVATIONS |
| | | | | 66 | 9:48 | P | NO SIGNIFICANT CLINICAL OBSERVATIONS |
| | | | | 67 | 7:31 | P | NO SIGNIFICANT CLINICAL OBSERVATIONS |
| | | | | 67 | 9:09 | P | NO SIGNIFICANT CLINICAL OBSERVATIONS |
| | | | | 70 | 8:03 | P | NO SIGNIFICANT CLINICAL OBSERVATIONS |
| | | | | 70 | 10:47 | P | NO SIGNIFICANT CLINICAL OBSERVATIONS |
| | | | | 71 | 8:12 | P | NO SIGNIFICANT CLINICAL OBSERVATIONS |
| | | | | 71 | 9:41 | P | NO SIGNIFICANT CLINICAL OBSERVATIONS |
| | | | | 72 | 7:29 | P | NO SIGNIFICANT CLINICAL OBSERVATIONS |
| | | | | 72 | 9:03 | P | NO SIGNIFICANT CLINICAL OBSERVATIONS |
| | | | | 73 | 7:29 | P | NO SIGNIFICANT CLINICAL OBSERVATIONS |
| | | | | 73 | 9:13 | P | NO SIGNIFICANT CLINICAL OBSERVATIONS |
| | | | | 74 | 7:16 | P | NO SIGNIFICANT CLINICAL OBSERVATIONS |
| | | | | 74 | 9:20 | P | NO SIGNIFICANT CLINICAL OBSERVATIONS |
| | | | | 77 | 8:23 | P | NO SIGNIFICANT CLINICAL OBSERVATIONS |
| | | | | 77 | 11:23 | P | NO SIGNIFICANT CLINICAL OBSERVATIONS |
| | | | | 78 | 9:37 | P | NO SIGNIFICANT CLINICAL OBSERVATIONS |
| | | | | 78 | 11:29 | P | NO SIGNIFICANT CLINICAL OBSERVATIONS |
| | | | | 79 | 7:20 | P | NO SIGNIFICANT CLINICAL OBSERVATIONS |
| | | | | 79 | 8:56 | P | NO SIGNIFICANT CLINICAL OBSERVATIONS |
| | | | | 80 | 8:53 | P | NO SIGNIFICANT CLINICAL OBSERVATIONS |
| | | | | 80 | 10:36 | P | NO SIGNIFICANT CLINICAL OBSERVATIONS |
| | | | | 81 | 7:32 | P | NO SIGNIFICANT CLINICAL OBSERVATIONS |
| | | | | 81 | 9:23 | P | NO SIGNIFICANT CLINICAL OBSERVATIONS |
| | | | | 85 | 7:36 | P | NO SIGNIFICANT CLINICAL OBSERVATIONS |
| | | | | 85 | 9:40 | P | NO SIGNIFICANT CLINICAL OBSERVATIONS |
| | | | | 86 | 7:26 | P | NO SIGNIFICANT CLINICAL OBSERVATIONS |
| | | | | 86 | 9:25 | P | NO SIGNIFICANT CLINICAL OBSERVATIONS |
| | | | | 87 | 8:46 | P | NO SIGNIFICANT CLINICAL OBSERVATIONS |

GRADE CODE: 1 - SLIGHT 2 - MODERATE 3 - SEVERE P - PRESENT

TABLE A3 (DOSING DAY OBSERVATIONS)
A 90-DAY DERMAL STUDY UTILIZING CLARIFIED OILS IN RATS
INDIVIDUAL CLINICAL OBSERVATIONS



STUDY DAYS: 0 THROUGH 89

| ANIMAL | SEX | GROUP | CATEGORY | STUDY DAY | TIME | GRADE | OBSERVATIONS |
|---|---|---|---|---|---|---|---|
| 10470 | M | 5 MG/KG/DAY | NORMAL | 87 | 10:37 | P | NO SIGNIFICANT CLINICAL OBSERVATIONS |
| | | | | 88 | 6:49 | P | NO SIGNIFICANT CLINICAL OBSERVATIONS |
| | | | | 88 | 9:13 | P | NO SIGNIFICANT CLINICAL OBSERVATIONS |
| | | | | 89 | 6:21 | P | NO SIGNIFICANT CLINICAL OBSERVATIONS |
| | | | | 89 | 7:47 | P | NO SIGNIFICANT CLINICAL OBSERVATIONS |
| 10474 | M | 5 MG/KG/DAY | NORMAL | 0 | 10:19 | P | NO SIGNIFICANT CLINICAL OBSERVATIONS |
| | | | | 0 | 12:49 | P | NO SIGNIFICANT CLINICAL OBSERVATIONS |
| | | | | 1 | 7:46 | P | NO SIGNIFICANT CLINICAL OBSERVATIONS |
| | | | | 1 | 9:32 | P | NO SIGNIFICANT CLINICAL OBSERVATIONS |
| | | | | 2 | 9:17 | P | NO SIGNIFICANT CLINICAL OBSERVATIONS |
| | | | | 2 | 11:13 | P | NO SIGNIFICANT CLINICAL OBSERVATIONS |
| | | | | 3 | 9:18 | P | NO SIGNIFICANT CLINICAL OBSERVATIONS |
| | | | | 3 | 11:13 | P | NO SIGNIFICANT CLINICAL OBSERVATIONS |
| | | | | 4 | 7:00 | P | NO SIGNIFICANT CLINICAL OBSERVATIONS |
| | | | | 4 | 8:52 | P | NO SIGNIFICANT CLINICAL OBSERVATIONS |
| | | | | 7 | 9:35 | P | NO SIGNIFICANT CLINICAL OBSERVATIONS |
| | | | | 7 | 11:44 | P | NO SIGNIFICANT CLINICAL OBSERVATIONS |
| | | | | 8 | 8:40 | P | NO SIGNIFICANT CLINICAL OBSERVATIONS |
| | | | | 8 | 10:37 | P | NO SIGNIFICANT CLINICAL OBSERVATIONS |
| | | | | 9 | 9:37 | P | NO SIGNIFICANT CLINICAL OBSERVATIONS |
| | | | | 9 | 11:22 | P | NO SIGNIFICANT CLINICAL OBSERVATIONS |
| | | | | 10 | 8:44 | P | NO SIGNIFICANT CLINICAL OBSERVATIONS |
| | | | | 10 | 10:17 | P | NO SIGNIFICANT CLINICAL OBSERVATIONS |
| | | | | 14 | 9:29 | P | NO SIGNIFICANT CLINICAL OBSERVATIONS |
| | | | | 14 | 12:08 | P | NO SIGNIFICANT CLINICAL OBSERVATIONS |
| | | | | 15 | 9:04 | P | NO SIGNIFICANT CLINICAL OBSERVATIONS |
| | | | | 15 | 10:40 | P | NO SIGNIFICANT CLINICAL OBSERVATIONS |
| | | | | 16 | 8:36 | P | NO SIGNIFICANT CLINICAL OBSERVATIONS |
| | | | | 16 | 10:06 | P | NO SIGNIFICANT CLINICAL OBSERVATIONS |

GRADE CODE: 1 - SLIGHT 2 - MODERATE 3 - SEVERE P - PRESENT

STUDY DAYS: 0 THROUGH 89

| ANIMAL | SEX | GROUP | CATEGORY | STUDY DAY | TIME | GRADE | OBSERVATIONS |
|---|---|---|---|---|---|---|---|
| 10474 | M | 5 MG/KG/DAY | NORMAL | 17 | 8:48 | P | NO SIGNIFICANT CLINICAL OBSERVATIONS |
| | | | | 17 | 10:27 | P | NO SIGNIFICANT CLINICAL OBSERVATIONS |
| | | | | 18 | 6:53 | P | NO SIGNIFICANT CLINICAL OBSERVATIONS |
| | | | | 18 | 8:57 | P | NO SIGNIFICANT CLINICAL OBSERVATIONS |
| | | | | 21 | 9:24 | P | NO SIGNIFICANT CLINICAL OBSERVATIONS |
| | | | | 21 | 11:33 | P | NO SIGNIFICANT CLINICAL OBSERVATIONS |
| | | | | 22 | 7:36 | P | NO SIGNIFICANT CLINICAL OBSERVATIONS |
| | | | | 22 | 9:37 | P | NO SIGNIFICANT CLINICAL OBSERVATIONS |
| | | | | 23 | 7:26 | P | NO SIGNIFICANT CLINICAL OBSERVATIONS |
| | | | | 23 | 9:14 | P | NO SIGNIFICANT CLINICAL OBSERVATIONS |
| | | | | 24 | 8:09 | P | NO SIGNIFICANT CLINICAL OBSERVATIONS |
| | | | | 24 | 9:28 | P | NO SIGNIFICANT CLINICAL OBSERVATIONS |
| | | | | 25 | 7:20 | P | NO SIGNIFICANT CLINICAL OBSERVATIONS |
| | | | | 25 | 9:21 | P | NO SIGNIFICANT CLINICAL OBSERVATIONS |
| | | | | 28 | 9:20 | P | NO SIGNIFICANT CLINICAL OBSERVATIONS |
| | | | | 28 | 11:43 | P | NO SIGNIFICANT CLINICAL OBSERVATIONS |
| | | | | 29 | 7:44 | P | NO SIGNIFICANT CLINICAL OBSERVATIONS |
| | | | | 29 | 9:45 | P | NO SIGNIFICANT CLINICAL OBSERVATIONS |
| | | | | 30 | 7:34 | P | NO SIGNIFICANT CLINICAL OBSERVATIONS |
| | | | | 30 | 9:24 | P | NO SIGNIFICANT CLINICAL OBSERVATIONS |
| | | | | 31 | 7:51 | P | NO SIGNIFICANT CLINICAL OBSERVATIONS |
| | | | | 31 | 9:06 | P | NO SIGNIFICANT CLINICAL OBSERVATIONS |
| | | | | 32 | 7:30 | P | NO SIGNIFICANT CLINICAL OBSERVATIONS |
| | | | | 32 | 9:55 | P | NO SIGNIFICANT CLINICAL OBSERVATIONS |
| | | | | 35 | 9:16 | P | NO SIGNIFICANT CLINICAL OBSERVATIONS |
| | | | | 35 | 11:02 | P | NO SIGNIFICANT CLINICAL OBSERVATIONS |
| | | | | 36 | 8:31 | P | NO SIGNIFICANT CLINICAL OBSERVATIONS |
| | | | | 36 | 10:17 | P | NO SIGNIFICANT CLINICAL OBSERVATIONS |
| | | | | 37 | 8:29 | P | NO SIGNIFICANT CLINICAL OBSERVATIONS |

GRADE CODE: 1 - SLIGHT 2 - MODERATE 3 - SEVERE P - PRESENT

STUDY DAYS: 0 THROUGH 89

| ANIMAL | SEX | GROUP | CATEGORY | STUDY DAY | TIME | GRADE | OBSERVATIONS |
|---|---|---|---|---|---|---|---|
| 10474 | M | 5 MG/KG/DAY | NORMAL | 37 | 10:07 | P | NO SIGNIFICANT CLINICAL OBSERVATIONS |
| | | | | 38 | 8:25 | P | NO SIGNIFICANT CLINICAL OBSERVATIONS |
| | | | | 38 | 10:09 | P | NO SIGNIFICANT CLINICAL OBSERVATIONS |
| | | | | 39 | 7:14 | P | NO SIGNIFICANT CLINICAL OBSERVATIONS |
| | | | | 39 | 9:15 | P | NO SIGNIFICANT CLINICAL OBSERVATIONS |
| | | | | 42 | 10:51 | P | NO SIGNIFICANT CLINICAL OBSERVATIONS |
| | | | | 43 | 8:29 | P | NO SIGNIFICANT CLINICAL OBSERVATIONS |
| | | | | 43 | 10:16 | P | NO SIGNIFICANT CLINICAL OBSERVATIONS |
| | | | | 44 | 8:01 | P | NO SIGNIFICANT CLINICAL OBSERVATIONS |
| | | | | 44 | 9:46 | P | NO SIGNIFICANT CLINICAL OBSERVATIONS |
| | | | | 45 | 8:26 | P | NO SIGNIFICANT CLINICAL OBSERVATIONS |
| | | | | 45 | 9:55 | P | NO SIGNIFICANT CLINICAL OBSERVATIONS |
| | | | | 46 | 6:55 | P | NO SIGNIFICANT CLINICAL OBSERVATIONS |
| | | | | 46 | 8:51 | P | NO SIGNIFICANT CLINICAL OBSERVATIONS |
| | | | | 49 | 9:33 | P | NO SIGNIFICANT CLINICAL OBSERVATIONS |
| | | | | 49 | 12:04 | P | NO SIGNIFICANT CLINICAL OBSERVATIONS |
| | | | | 50 | 8:34 | P | NO SIGNIFICANT CLINICAL OBSERVATIONS |
| | | | | 50 | 10:48 | P | NO SIGNIFICANT CLINICAL OBSERVATIONS |
| | | | | 51 | 7:57 | P | NO SIGNIFICANT CLINICAL OBSERVATIONS |
| | | | | 51 | 9:53 | P | NO SIGNIFICANT CLINICAL OBSERVATIONS |
| | | | | 52 | 9:14 | P | NO SIGNIFICANT CLINICAL OBSERVATIONS |
| | | | | 52 | 11:33 | P | NO SIGNIFICANT CLINICAL OBSERVATIONS |
| | | | | 53 | 6:59 | P | NO SIGNIFICANT CLINICAL OBSERVATIONS |
| | | | | 53 | 9:06 | P | NO SIGNIFICANT CLINICAL OBSERVATIONS |
| | | | | 56 | 9:01 | P | NO SIGNIFICANT CLINICAL OBSERVATIONS |
| | | | | 56 | 10:58 | P | NO SIGNIFICANT CLINICAL OBSERVATIONS |
| | | | | 57 | 9:03 | P | NO SIGNIFICANT CLINICAL OBSERVATIONS |
| | | | | 57 | 10:29 | P | NO SIGNIFICANT CLINICAL OBSERVATIONS |
| | | | | 58 | 7:39 | P | NO SIGNIFICANT CLINICAL OBSERVATIONS |

GRADE CODE: 1 - SLIGHT 2 - MODERATE 3 - SEVERE P - PRESENT

STUDY DAYS: 0 THROUGH 89

| ANIMAL | SEX | GROUP | CATEGORY | STUDY DAY | TIME | GRADE | OBSERVATIONS |
|---|---|---|---|---|---|---|---|
| 10474 | M | 5 MG/KG/DAY | NORMAL | 58 | 9:24 | P | NO SIGNIFICANT CLINICAL OBSERVATIONS |
| | | | | 59 | 7:24 | P | NO SIGNIFICANT CLINICAL OBSERVATIONS |
| | | | | 59 | 9:03 | P | NO SIGNIFICANT CLINICAL OBSERVATIONS |
| | | | | 60 | 7:39 | P | NO SIGNIFICANT CLINICAL OBSERVATIONS |
| | | | | 60 | 9:45 | P | NO SIGNIFICANT CLINICAL OBSERVATIONS |
| | | | | 63 | 12:01 | P | NO SIGNIFICANT CLINICAL OBSERVATIONS |
| | | | | 63 | 14:17 | P | NO SIGNIFICANT CLINICAL OBSERVATIONS |
| | | | | 64 | 8:39 | P | NO SIGNIFICANT CLINICAL OBSERVATIONS |
| | | | | 64 | 10:13 | P | NO SIGNIFICANT CLINICAL OBSERVATIONS |
| | | | | 65 | 8:48 | P | NO SIGNIFICANT CLINICAL OBSERVATIONS |
| | | | | 65 | 10:54 | P | NO SIGNIFICANT CLINICAL OBSERVATIONS |
| | | | | 66 | 8:21 | P | NO SIGNIFICANT CLINICAL OBSERVATIONS |
| | | | | 66 | 9:48 | P | NO SIGNIFICANT CLINICAL OBSERVATIONS |
| | | | | 67 | 7:32 | P | NO SIGNIFICANT CLINICAL OBSERVATIONS |
| | | | | 67 | 9:09 | P | NO SIGNIFICANT CLINICAL OBSERVATIONS |
| | | | | 70 | 8:04 | P | NO SIGNIFICANT CLINICAL OBSERVATIONS |
| | | | | 70 | 10:47 | P | NO SIGNIFICANT CLINICAL OBSERVATIONS |
| | | | | 71 | 8:12 | P | NO SIGNIFICANT CLINICAL OBSERVATIONS |
| | | | | 71 | 9:42 | P | NO SIGNIFICANT CLINICAL OBSERVATIONS |
| | | | | 72 | 7:29 | P | NO SIGNIFICANT CLINICAL OBSERVATIONS |
| | | | | 72 | 9:03 | P | NO SIGNIFICANT CLINICAL OBSERVATIONS |
| | | | | 73 | 7:29 | P | NO SIGNIFICANT CLINICAL OBSERVATIONS |
| | | | | 73 | 9:13 | P | NO SIGNIFICANT CLINICAL OBSERVATIONS |
| | | | | 74 | 7:16 | P | NO SIGNIFICANT CLINICAL OBSERVATIONS |
| | | | | 74 | 9:20 | P | NO SIGNIFICANT CLINICAL OBSERVATIONS |
| | | | | 77 | 8:23 | P | NO SIGNIFICANT CLINICAL OBSERVATIONS |
| | | | | 77 | 11:23 | P | NO SIGNIFICANT CLINICAL OBSERVATIONS |
| | | | | 78 | 9:38 | P | NO SIGNIFICANT CLINICAL OBSERVATIONS |
| | | | | 78 | 11:29 | P | NO SIGNIFICANT CLINICAL OBSERVATIONS |

GRADE CODE: 1 - SLIGHT 2 - MODERATE 3 - SEVERE P - PRESENT

TABLE A3 (DOSING DAY OBSERVATIONS)
A 90-DAY DERMAL STUDY UTILIZING CLARIFIED OILS IN RATS
INDIVIDUAL CLINICAL OBSERVATIONS



STUDY DAYS: 0 THROUGH 89

| ANIMAL | SEX | GROUP | CATEGORY | STUDY DAY | TIME | GRADE | OBSERVATIONS |
|---|---|---|---|---|---|---|---|
| 10474 | M | 5 MG/KG/DAY | NORMAL | 79 | 7:20 | P | NO SIGNIFICANT CLINICAL OBSERVATIONS |
| | | | | 79 | 8:56 | P | NO SIGNIFICANT CLINICAL OBSERVATIONS |
| | | | | 80 | 8:53 | P | NO SIGNIFICANT CLINICAL OBSERVATIONS |
| | | | | 80 | 10:36 | P | NO SIGNIFICANT CLINICAL OBSERVATIONS |
| | | | | 81 | 7:32 | P | NO SIGNIFICANT CLINICAL OBSERVATIONS |
| | | | | 81 | 9:23 | P | NO SIGNIFICANT CLINICAL OBSERVATIONS |
| | | | | 85 | 7:37 | P | NO SIGNIFICANT CLINICAL OBSERVATIONS |
| | | | | 85 | 9:40 | P | NO SIGNIFICANT CLINICAL OBSERVATIONS |
| | | | | 86 | 7:26 | P | NO SIGNIFICANT CLINICAL OBSERVATIONS |
| | | | | 86 | 9:25 | P | NO SIGNIFICANT CLINICAL OBSERVATIONS |
| | | | | 87 | 8:46 | P | NO SIGNIFICANT CLINICAL OBSERVATIONS |
| | | | | 87 | 10:37 | P | NO SIGNIFICANT CLINICAL OBSERVATIONS |
| | | | | 88 | 6:49 | P | NO SIGNIFICANT CLINICAL OBSERVATIONS |
| | | | | 88 | 9:13 | P | NO SIGNIFICANT CLINICAL OBSERVATIONS |
| | | | | 89 | 6:22 | P | NO SIGNIFICANT CLINICAL OBSERVATIONS |
| | | | | 89 | 7:47 | P | NO SIGNIFICANT CLINICAL OBSERVATIONS |
| 10429 | M | 25 MG/KG/DAY | NORMAL | 0 | 10:25 | P | NO SIGNIFICANT CLINICAL OBSERVATIONS |
| | | | | 0 | 12:50 | P | NO SIGNIFICANT CLINICAL OBSERVATIONS |
| | | | | 1 | 7:48 | P | NO SIGNIFICANT CLINICAL OBSERVATIONS |
| | | | | 1 | 9:35 | P | NO SIGNIFICANT CLINICAL OBSERVATIONS |
| | | | | 2 | 9:20 | P | NO SIGNIFICANT CLINICAL OBSERVATIONS |
| | | | | 2 | 11:16 | P | NO SIGNIFICANT CLINICAL OBSERVATIONS |
| | | | | 3 | 9:20 | P | NO SIGNIFICANT CLINICAL OBSERVATIONS |
| | | | | 3 | 11:19 | P | NO SIGNIFICANT CLINICAL OBSERVATIONS |
| | | | | 4 | 7:02 | P | NO SIGNIFICANT CLINICAL OBSERVATIONS |
| | | | | 4 | 8:54 | P | NO SIGNIFICANT CLINICAL OBSERVATIONS |
| | | | | 7 | 9:41 | P | NO SIGNIFICANT CLINICAL OBSERVATIONS |
| | | | | 7 | 11:45 | P | NO SIGNIFICANT CLINICAL OBSERVATIONS |
| | | | | 8 | 8:42 | P | NO SIGNIFICANT CLINICAL OBSERVATIONS |

GRADE CODE: 1 - SLIGHT 2 - MODERATE 3 - SEVERE P - PRESENT

STUDY DAYS: 0 THROUGH 89

| ANIMAL | SEX | GROUP | CATEGORY | STUDY DAY | TIME | GRADE | OBSERVATIONS |
|---|---|---|---|---|---|---|---|
| 10429 | M | 25 MG/KG/DAY | NORMAL | 8 | 10:39 | P | NO SIGNIFICANT CLINICAL OBSERVATIONS |
| | | | | 9 | 9:41 | P | NO SIGNIFICANT CLINICAL OBSERVATIONS |
| | | | | 9 | 11:24 | P | NO SIGNIFICANT CLINICAL OBSERVATIONS |
| | | | | 10 | 8:47 | P | NO SIGNIFICANT CLINICAL OBSERVATIONS |
| | | | | 10 | 10:19 | P | NO SIGNIFICANT CLINICAL OBSERVATIONS |
| | | | | 14 | 9:32 | P | NO SIGNIFICANT CLINICAL OBSERVATIONS |
| | | | | 14 | 12:10 | P | NO SIGNIFICANT CLINICAL OBSERVATIONS |
| | | | | 15 | 9:05 | P | NO SIGNIFICANT CLINICAL OBSERVATIONS |
| | | | | 15 | 10:41 | P | NO SIGNIFICANT CLINICAL OBSERVATIONS |
| | | | | 16 | 8:38 | P | NO SIGNIFICANT CLINICAL OBSERVATIONS |
| | | | | 16 | 10:09 | P | NO SIGNIFICANT CLINICAL OBSERVATIONS |
| | | | | 17 | 8:49 | P | NO SIGNIFICANT CLINICAL OBSERVATIONS |
| | | | | 17 | 10:28 | P | NO SIGNIFICANT CLINICAL OBSERVATIONS |
| | | | | 18 | 6:55 | P | NO SIGNIFICANT CLINICAL OBSERVATIONS |
| | | | | 18 | 8:59 | P | NO SIGNIFICANT CLINICAL OBSERVATIONS |
| | | | | 21 | 9:27 | P | NO SIGNIFICANT CLINICAL OBSERVATIONS |
| | | | | 21 | 11:34 | P | NO SIGNIFICANT CLINICAL OBSERVATIONS |
| | | | | 22 | 7:39 | P | NO SIGNIFICANT CLINICAL OBSERVATIONS |
| | | | | 22 | 9:38 | P | NO SIGNIFICANT CLINICAL OBSERVATIONS |
| | | | | 23 | 7:27 | P | NO SIGNIFICANT CLINICAL OBSERVATIONS |
| | | | | 23 | 9:16 | P | NO SIGNIFICANT CLINICAL OBSERVATIONS |
| | | | | 24 | 8:10 | P | NO SIGNIFICANT CLINICAL OBSERVATIONS |
| | | | | 24 | 9:30 | P | NO SIGNIFICANT CLINICAL OBSERVATIONS |
| | | | | 25 | 7:21 | P | NO SIGNIFICANT CLINICAL OBSERVATIONS |
| | | | | 25 | 9:22 | P | NO SIGNIFICANT CLINICAL OBSERVATIONS |
| | | | | 28 | 9:22 | P | NO SIGNIFICANT CLINICAL OBSERVATIONS |
| | | | | 28 | 11:45 | P | NO SIGNIFICANT CLINICAL OBSERVATIONS |
| | | | | 29 | 7:46 | P | NO SIGNIFICANT CLINICAL OBSERVATIONS |
| | | | | 29 | 9:46 | P | NO SIGNIFICANT CLINICAL OBSERVATIONS |

GRADE CODE: 1 - SLIGHT 2 - MODERATE 3 - SEVERE P - PRESENT

STUDY DAYS: 0 THROUGH 89

| ANIMAL | SEX | GROUP | CATEGORY | STUDY DAY | TIME | GRADE | OBSERVATIONS |
|---|---|---|---|---|---|---|---|
| 10429 | M | 25 MG/KG/DAY | NORMAL | 30 | 7:36 | P | NO SIGNIFICANT CLINICAL OBSERVATIONS |
| | | | | 30 | 9:26 | P | NO SIGNIFICANT CLINICAL OBSERVATIONS |
| | | | | 31 | 7:52 | P | NO SIGNIFICANT CLINICAL OBSERVATIONS |
| | | | | 31 | 9:08 | P | NO SIGNIFICANT CLINICAL OBSERVATIONS |
| | | | | 32 | 7:31 | P | NO SIGNIFICANT CLINICAL OBSERVATIONS |
| | | | | 32 | 9:56 | P | NO SIGNIFICANT CLINICAL OBSERVATIONS |
| | | | | 35 | 9:17 | P | NO SIGNIFICANT CLINICAL OBSERVATIONS |
| | | | | 35 | 11:03 | P | NO SIGNIFICANT CLINICAL OBSERVATIONS |
| | | | | 36 | 8:32 | P | NO SIGNIFICANT CLINICAL OBSERVATIONS |
| | | | | 36 | 10:18 | P | NO SIGNIFICANT CLINICAL OBSERVATIONS |
| | | | | 37 | 8:30 | P | NO SIGNIFICANT CLINICAL OBSERVATIONS |
| | | | | 37 | 10:08 | P | NO SIGNIFICANT CLINICAL OBSERVATIONS |
| | | | | 38 | 8:26 | P | NO SIGNIFICANT CLINICAL OBSERVATIONS |
| | | | | 38 | 10:10 | P | NO SIGNIFICANT CLINICAL OBSERVATIONS |
| | | | | 39 | 7:16 | P | NO SIGNIFICANT CLINICAL OBSERVATIONS |
| | | | | 39 | 9:16 | P | NO SIGNIFICANT CLINICAL OBSERVATIONS |
| | | | | 42 | 10:52 | P | NO SIGNIFICANT CLINICAL OBSERVATIONS |
| | | | | 43 | 8:30 | P | NO SIGNIFICANT CLINICAL OBSERVATIONS |
| | | | | 43 | 10:17 | P | NO SIGNIFICANT CLINICAL OBSERVATIONS |
| | | | | 44 | 8:02 | P | NO SIGNIFICANT CLINICAL OBSERVATIONS |
| | | | | 44 | 9:47 | P | NO SIGNIFICANT CLINICAL OBSERVATIONS |
| | | | | 45 | 8:28 | P | NO SIGNIFICANT CLINICAL OBSERVATIONS |
| | | | | 45 | 9:57 | P | NO SIGNIFICANT CLINICAL OBSERVATIONS |
| | | | | 46 | 6:56 | P | NO SIGNIFICANT CLINICAL OBSERVATIONS |
| | | | | 46 | 8:53 | P | NO SIGNIFICANT CLINICAL OBSERVATIONS |
| | | | | 49 | 9:35 | P | NO SIGNIFICANT CLINICAL OBSERVATIONS |
| | | | | 49 | 12:06 | P | NO SIGNIFICANT CLINICAL OBSERVATIONS |
| | | | | 50 | 8:35 | P | NO SIGNIFICANT CLINICAL OBSERVATIONS |
| | | | | 50 | 10:49 | P | NO SIGNIFICANT CLINICAL OBSERVATIONS |

GRADE CODE: 1 - SLIGHT 2 - MODERATE 3 - SEVERE P - PRESENT

STUDY DAYS: 0 THROUGH 89

| ANIMAL | SEX | GROUP | CATEGORY | STUDY DAY | TIME | GRADE | OBSERVATIONS |
|---|---|---|---|---|---|---|---|
| 10429 | M | 25 MG/KG/DAY | NORMAL | 51 | 7:59 | P | NO SIGNIFICANT CLINICAL OBSERVATIONS |
| | | | | 51 | 9:54 | P | NO SIGNIFICANT CLINICAL OBSERVATIONS |
| | | | | 52 | 9:15 | P | NO SIGNIFICANT CLINICAL OBSERVATIONS |
| | | | | 52 | 11:34 | P | NO SIGNIFICANT CLINICAL OBSERVATIONS |
| | | | | 53 | 7:01 | P | NO SIGNIFICANT CLINICAL OBSERVATIONS |
| | | | | 53 | 9:11 | P | NO SIGNIFICANT CLINICAL OBSERVATIONS |
| | | | | 56 | 9:04 | P | NO SIGNIFICANT CLINICAL OBSERVATIONS |
| | | | | 56 | 10:59 | P | NO SIGNIFICANT CLINICAL OBSERVATIONS |
| | | | | 57 | 9:06 | P | NO SIGNIFICANT CLINICAL OBSERVATIONS |
| | | | | 57 | 10:32 | P | NO SIGNIFICANT CLINICAL OBSERVATIONS |
| | | | | 58 | 7:41 | P | NO SIGNIFICANT CLINICAL OBSERVATIONS |
| | | | | 58 | 9:25 | P | NO SIGNIFICANT CLINICAL OBSERVATIONS |
| | | | | 59 | 7:25 | P | NO SIGNIFICANT CLINICAL OBSERVATIONS |
| | | | | 59 | 9:05 | P | NO SIGNIFICANT CLINICAL OBSERVATIONS |
| | | | | 60 | 7:41 | P | NO SIGNIFICANT CLINICAL OBSERVATIONS |
| | | | | 60 | 9:46 | P | NO SIGNIFICANT CLINICAL OBSERVATIONS |
| | | | | 63 | 12:02 | P | NO SIGNIFICANT CLINICAL OBSERVATIONS |
| | | | | 63 | 14:18 | P | NO SIGNIFICANT CLINICAL OBSERVATIONS |
| | | | | 64 | 8:41 | P | NO SIGNIFICANT CLINICAL OBSERVATIONS |
| | | | | 64 | 10:15 | P | NO SIGNIFICANT CLINICAL OBSERVATIONS |
| | | | | 65 | 8:49 | P | NO SIGNIFICANT CLINICAL OBSERVATIONS |
| | | | | 65 | 10:55 | P | NO SIGNIFICANT CLINICAL OBSERVATIONS |
| | | | | 66 | 8:22 | P | NO SIGNIFICANT CLINICAL OBSERVATIONS |
| | | | | 66 | 9:49 | P | NO SIGNIFICANT CLINICAL OBSERVATIONS |
| | | | | 67 | 7:33 | P | NO SIGNIFICANT CLINICAL OBSERVATIONS |
| | | | | 67 | 9:10 | P | NO SIGNIFICANT CLINICAL OBSERVATIONS |
| | | | | 70 | 10:49 | P | NO SIGNIFICANT CLINICAL OBSERVATIONS |
| | | | | 71 | 8:14 | P | NO SIGNIFICANT CLINICAL OBSERVATIONS |
| | | | | 71 | 9:44 | P | NO SIGNIFICANT CLINICAL OBSERVATIONS |

GRADE CODE: 1 - SLIGHT 2 - MODERATE 3 - SEVERE P - PRESENT

STUDY DAYS: 0 THROUGH 89

| ANIMAL | SEX | GROUP | CATEGORY | STUDY DAY | TIME | GRADE | OBSERVATIONS |
|---|---|---|---|---|---|---|---|
| 10429 | M | 25 MG/KG/DAY | NORMAL | 72 | 7:31 | P | NO SIGNIFICANT CLINICAL OBSERVATIONS |
| | | | | 72 | 9:05 | P | NO SIGNIFICANT CLINICAL OBSERVATIONS |
| | | | | 73 | 7:31 | P | NO SIGNIFICANT CLINICAL OBSERVATIONS |
| | | | | 73 | 9:14 | P | NO SIGNIFICANT CLINICAL OBSERVATIONS |
| | | | | 74 | 7:18 | P | NO SIGNIFICANT CLINICAL OBSERVATIONS |
| | | | | 74 | 9:22 | P | NO SIGNIFICANT CLINICAL OBSERVATIONS |
| | | | | 77 | 8:29 | P | NO SIGNIFICANT CLINICAL OBSERVATIONS |
| | | | | 77 | 11:36 | P | NO SIGNIFICANT CLINICAL OBSERVATIONS |
| | | | | 78 | 9:39 | P | NO SIGNIFICANT CLINICAL OBSERVATIONS |
| | | | | 78 | 11:31 | P | NO SIGNIFICANT CLINICAL OBSERVATIONS |
| | | | | 79 | 7:22 | P | NO SIGNIFICANT CLINICAL OBSERVATIONS |
| | | | | 79 | 8:58 | P | NO SIGNIFICANT CLINICAL OBSERVATIONS |
| | | | | 80 | 8:54 | P | NO SIGNIFICANT CLINICAL OBSERVATIONS |
| | | | | 80 | 10:37 | P | NO SIGNIFICANT CLINICAL OBSERVATIONS |
| | | | | 81 | 7:34 | P | NO SIGNIFICANT CLINICAL OBSERVATIONS |
| | | | | 81 | 9:25 | P | NO SIGNIFICANT CLINICAL OBSERVATIONS |
| | | | | 84 | 9:03 | P | NO SIGNIFICANT CLINICAL OBSERVATIONS |
| | | | | 84 | 10:53 | P | NO SIGNIFICANT CLINICAL OBSERVATIONS |
| | | | | 85 | 7:39 | P | NO SIGNIFICANT CLINICAL OBSERVATIONS |
| | | | | 85 | 9:42 | P | NO SIGNIFICANT CLINICAL OBSERVATIONS |
| | | | | 86 | 7:28 | P | NO SIGNIFICANT CLINICAL OBSERVATIONS |
| | | | | 86 | 9:27 | P | NO SIGNIFICANT CLINICAL OBSERVATIONS |
| | | | | 87 | 8:48 | P | NO SIGNIFICANT CLINICAL OBSERVATIONS |
| | | | | 87 | 10:39 | P | NO SIGNIFICANT CLINICAL OBSERVATIONS |
| | | | | 88 | 6:51 | P | NO SIGNIFICANT CLINICAL OBSERVATIONS |
| | | | | 88 | 9:14 | P | NO SIGNIFICANT CLINICAL OBSERVATIONS |
| 10429 | M | 25 MG/KG/DAY | SPECIAL | 70 | 8:05 | P | REDDENED LEFT EAR |
| | | | | 70 | 8:05 | P | REDDENED RIGHT EAR |
| 10441 | M | 25 MG/KG/DAY | NORMAL | 0 | 10:25 | P | NO SIGNIFICANT CLINICAL OBSERVATIONS |

GRADE CODE: 1 - SLIGHT 2 - MODERATE 3 - SEVERE P - PRESENT

TABLE A3 (DOSING DAY OBSERVATIONS)
A 90-DAY DERMAL STUDY UTILIZING CLARIFIED OILS IN RATS
INDIVIDUAL CLINICAL OBSERVATIONS



STUDY DAYS: 0 THROUGH 89

| ANIMAL | SEX | GROUP | CATEGORY | STUDY DAY | TIME | GRADE | OBSERVATIONS |
|---|---|---|---|---|---|---|---|
| 10441 | M | 25 MG/KG/DAY | NORMAL | 0 | 12:51 | P | NO SIGNIFICANT CLINICAL OBSERVATIONS |
| | | | | 1 | 7:48 | P | NO SIGNIFICANT CLINICAL OBSERVATIONS |
| | | | | 1 | 9:35 | P | NO SIGNIFICANT CLINICAL OBSERVATIONS |
| | | | | 2 | 9:20 | P | NO SIGNIFICANT CLINICAL OBSERVATIONS |
| | | | | 2 | 11:17 | P | NO SIGNIFICANT CLINICAL OBSERVATIONS |
| | | | | 3 | 9:20 | P | NO SIGNIFICANT CLINICAL OBSERVATIONS |
| | | | | 3 | 11:19 | P | NO SIGNIFICANT CLINICAL OBSERVATIONS |
| | | | | 4 | 7:02 | P | NO SIGNIFICANT CLINICAL OBSERVATIONS |
| | | | | 4 | 8:54 | P | NO SIGNIFICANT CLINICAL OBSERVATIONS |
| | | | | 7 | 9:41 | P | NO SIGNIFICANT CLINICAL OBSERVATIONS |
| | | | | 7 | 11:45 | P | NO SIGNIFICANT CLINICAL OBSERVATIONS |
| | | | | 8 | 8:42 | P | NO SIGNIFICANT CLINICAL OBSERVATIONS |
| | | | | 8 | 10:39 | P | NO SIGNIFICANT CLINICAL OBSERVATIONS |
| | | | | 9 | 9:41 | P | NO SIGNIFICANT CLINICAL OBSERVATIONS |
| | | | | 9 | 11:24 | P | NO SIGNIFICANT CLINICAL OBSERVATIONS |
| | | | | 10 | 8:47 | P | NO SIGNIFICANT CLINICAL OBSERVATIONS |
| | | | | 10 | 10:19 | P | NO SIGNIFICANT CLINICAL OBSERVATIONS |
| | | | | 11 | 9:21 | P | NO SIGNIFICANT CLINICAL OBSERVATIONS |
| | | | | 14 | 9:32 | P | NO SIGNIFICANT CLINICAL OBSERVATIONS |
| | | | | 14 | 12:10 | P | NO SIGNIFICANT CLINICAL OBSERVATIONS |
| | | | | 15 | 9:05 | P | NO SIGNIFICANT CLINICAL OBSERVATIONS |
| | | | | 15 | 10:41 | P | NO SIGNIFICANT CLINICAL OBSERVATIONS |
| | | | | 16 | 8:39 | P | NO SIGNIFICANT CLINICAL OBSERVATIONS |
| | | | | 16 | 10:09 | P | NO SIGNIFICANT CLINICAL OBSERVATIONS |
| | | | | 17 | 8:49 | P | NO SIGNIFICANT CLINICAL OBSERVATIONS |
| | | | | 17 | 10:28 | P | NO SIGNIFICANT CLINICAL OBSERVATIONS |
| | | | | 18 | 6:55 | P | NO SIGNIFICANT CLINICAL OBSERVATIONS |
| | | | | 18 | 8:59 | P | NO SIGNIFICANT CLINICAL OBSERVATIONS |
| | | | | 21 | 9:27 | P | NO SIGNIFICANT CLINICAL OBSERVATIONS |

GRADE CODE: 1 - SLIGHT 2 - MODERATE 3 - SEVERE P - PRESENT

STUDY DAYS: 0 THROUGH 89

| ANIMAL | SEX | GROUP | CATEGORY | STUDY DAY | TIME | GRADE | OBSERVATIONS |
|---|---|---|---|---|---|---|---|
| 10441 | M | 25 MG/KG/DAY | NORMAL | 21 | 11:34 | P | NO SIGNIFICANT CLINICAL OBSERVATIONS |
| | | | | 22 | 7:39 | P | NO SIGNIFICANT CLINICAL OBSERVATIONS |
| | | | | 22 | 9:38 | P | NO SIGNIFICANT CLINICAL OBSERVATIONS |
| | | | | 23 | 7:27 | P | NO SIGNIFICANT CLINICAL OBSERVATIONS |
| | | | | 23 | 9:16 | P | NO SIGNIFICANT CLINICAL OBSERVATIONS |
| | | | | 24 | 8:10 | P | NO SIGNIFICANT CLINICAL OBSERVATIONS |
| | | | | 24 | 9:30 | P | NO SIGNIFICANT CLINICAL OBSERVATIONS |
| | | | | 25 | 7:21 | P | NO SIGNIFICANT CLINICAL OBSERVATIONS |
| | | | | 25 | 9:22 | P | NO SIGNIFICANT CLINICAL OBSERVATIONS |
| | | | | 28 | 9:22 | P | NO SIGNIFICANT CLINICAL OBSERVATIONS |
| | | | | 28 | 11:45 | P | NO SIGNIFICANT CLINICAL OBSERVATIONS |
| | | | | 29 | 7:46 | P | NO SIGNIFICANT CLINICAL OBSERVATIONS |
| | | | | 29 | 9:46 | P | NO SIGNIFICANT CLINICAL OBSERVATIONS |
| | | | | 30 | 7:36 | P | NO SIGNIFICANT CLINICAL OBSERVATIONS |
| | | | | 30 | 9:26 | P | NO SIGNIFICANT CLINICAL OBSERVATIONS |
| | | | | 31 | 7:52 | P | NO SIGNIFICANT CLINICAL OBSERVATIONS |
| | | | | 31 | 9:09 | P | NO SIGNIFICANT CLINICAL OBSERVATIONS |
| | | | | 32 | 7:31 | P | NO SIGNIFICANT CLINICAL OBSERVATIONS |
| | | | | 32 | 9:56 | P | NO SIGNIFICANT CLINICAL OBSERVATIONS |
| | | | | 35 | 9:17 | P | NO SIGNIFICANT CLINICAL OBSERVATIONS |
| | | | | 35 | 11:03 | P | NO SIGNIFICANT CLINICAL OBSERVATIONS |
| | | | | 36 | 8:33 | P | NO SIGNIFICANT CLINICAL OBSERVATIONS |
| | | | | 36 | 10:18 | P | NO SIGNIFICANT CLINICAL OBSERVATIONS |
| | | | | 37 | 8:30 | P | NO SIGNIFICANT CLINICAL OBSERVATIONS |
| | | | | 37 | 10:08 | P | NO SIGNIFICANT CLINICAL OBSERVATIONS |
| | | | | 38 | 8:26 | P | NO SIGNIFICANT CLINICAL OBSERVATIONS |
| | | | | 38 | 10:10 | P | NO SIGNIFICANT CLINICAL OBSERVATIONS |
| | | | | 39 | 7:16 | P | NO SIGNIFICANT CLINICAL OBSERVATIONS |
| | | | | 39 | 9:17 | P | NO SIGNIFICANT CLINICAL OBSERVATIONS |

GRADE CODE: 1 - SLIGHT 2 - MODERATE 3 - SEVERE P - PRESENT

STUDY DAYS: 0 THROUGH 89

| ANIMAL | SEX | GROUP | CATEGORY | STUDY DAY | TIME | GRADE | OBSERVATIONS |
|---|---|---|---|---|---|---|---|
| 10441 | M | 25 MG/KG/DAY | NORMAL | 42 | 10:52 | P | NO SIGNIFICANT CLINICAL OBSERVATIONS |
| | | | | 43 | 8:31 | P | NO SIGNIFICANT CLINICAL OBSERVATIONS |
| | | | | 43 | 10:17 | P | NO SIGNIFICANT CLINICAL OBSERVATIONS |
| | | | | 44 | 8:02 | P | NO SIGNIFICANT CLINICAL OBSERVATIONS |
| | | | | 44 | 9:47 | P | NO SIGNIFICANT CLINICAL OBSERVATIONS |
| | | | | 45 | 8:28 | P | NO SIGNIFICANT CLINICAL OBSERVATIONS |
| | | | | 45 | 9:57 | P | NO SIGNIFICANT CLINICAL OBSERVATIONS |
| | | | | 46 | 6:56 | P | NO SIGNIFICANT CLINICAL OBSERVATIONS |
| | | | | 46 | 8:53 | P | NO SIGNIFICANT CLINICAL OBSERVATIONS |
| | | | | 49 | 9:35 | P | NO SIGNIFICANT CLINICAL OBSERVATIONS |
| | | | | 49 | 12:06 | P | NO SIGNIFICANT CLINICAL OBSERVATIONS |
| | | | | 50 | 8:35 | P | NO SIGNIFICANT CLINICAL OBSERVATIONS |
| | | | | 50 | 10:50 | P | NO SIGNIFICANT CLINICAL OBSERVATIONS |
| | | | | 51 | 7:59 | P | NO SIGNIFICANT CLINICAL OBSERVATIONS |
| | | | | 51 | 9:54 | P | NO SIGNIFICANT CLINICAL OBSERVATIONS |
| | | | | 52 | 9:16 | P | NO SIGNIFICANT CLINICAL OBSERVATIONS |
| | | | | 52 | 11:35 | P | NO SIGNIFICANT CLINICAL OBSERVATIONS |
| | | | | 53 | 7:01 | P | NO SIGNIFICANT CLINICAL OBSERVATIONS |
| | | | | 53 | 9:11 | P | NO SIGNIFICANT CLINICAL OBSERVATIONS |
| | | | | 56 | 9:04 | P | NO SIGNIFICANT CLINICAL OBSERVATIONS |
| | | | | 56 | 10:59 | P | NO SIGNIFICANT CLINICAL OBSERVATIONS |
| | | | | 57 | 9:06 | P | NO SIGNIFICANT CLINICAL OBSERVATIONS |
| | | | | 57 | 10:32 | P | NO SIGNIFICANT CLINICAL OBSERVATIONS |
| | | | | 58 | 7:41 | P | NO SIGNIFICANT CLINICAL OBSERVATIONS |
| | | | | 58 | 9:25 | P | NO SIGNIFICANT CLINICAL OBSERVATIONS |
| | | | | 59 | 7:25 | P | NO SIGNIFICANT CLINICAL OBSERVATIONS |
| | | | | 59 | 9:05 | P | NO SIGNIFICANT CLINICAL OBSERVATIONS |
| | | | | 60 | 7:41 | P | NO SIGNIFICANT CLINICAL OBSERVATIONS |
| | | | | 60 | 9:46 | P | NO SIGNIFICANT CLINICAL OBSERVATIONS |

GRADE CODE: 1 - SLIGHT 2 - MODERATE 3 - SEVERE P - PRESENT

TABLE A3 (DOSING DAY OBSERVATIONS)
A 90-DAY DERMAL STUDY UTILIZING CLARIFIED OILS IN RATS
INDIVIDUAL CLINICAL OBSERVATIONS



STUDY DAYS: 0 THROUGH 89

| ANIMAL | SEX | GROUP | CATEGORY | STUDY DAY | TIME | GRADE | OBSERVATIONS |
|---|---|---|---|---|---|---|---|
| 10441 | M | 25 MG/KG/DAY | NORMAL | 63 | 12:02 | P | NO SIGNIFICANT CLINICAL OBSERVATIONS |
| | | | | 63 | 14:18 | P | NO SIGNIFICANT CLINICAL OBSERVATIONS |
| | | | | 64 | 8:41 | P | NO SIGNIFICANT CLINICAL OBSERVATIONS |
| | | | | 64 | 10:15 | P | NO SIGNIFICANT CLINICAL OBSERVATIONS |
| | | | | 65 | 8:49 | P | NO SIGNIFICANT CLINICAL OBSERVATIONS |
| | | | | 65 | 10:55 | P | NO SIGNIFICANT CLINICAL OBSERVATIONS |
| | | | | 66 | 8:22 | P | NO SIGNIFICANT CLINICAL OBSERVATIONS |
| | | | | 66 | 9:49 | P | NO SIGNIFICANT CLINICAL OBSERVATIONS |
| | | | | 67 | 7:33 | P | NO SIGNIFICANT CLINICAL OBSERVATIONS |
| | | | | 67 | 9:10 | P | NO SIGNIFICANT CLINICAL OBSERVATIONS |
| | | | | 70 | 8:05 | P | NO SIGNIFICANT CLINICAL OBSERVATIONS |
| | | | | 70 | 10:49 | P | NO SIGNIFICANT CLINICAL OBSERVATIONS |
| | | | | 71 | 8:14 | P | NO SIGNIFICANT CLINICAL OBSERVATIONS |
| | | | | 71 | 9:44 | P | NO SIGNIFICANT CLINICAL OBSERVATIONS |
| | | | | 72 | 7:31 | P | NO SIGNIFICANT CLINICAL OBSERVATIONS |
| | | | | 72 | 9:05 | P | NO SIGNIFICANT CLINICAL OBSERVATIONS |
| | | | | 73 | 7:31 | P | NO SIGNIFICANT CLINICAL OBSERVATIONS |
| | | | | 73 | 9:14 | P | NO SIGNIFICANT CLINICAL OBSERVATIONS |
| | | | | 74 | 7:18 | P | NO SIGNIFICANT CLINICAL OBSERVATIONS |
| | | | | 74 | 9:22 | P | NO SIGNIFICANT CLINICAL OBSERVATIONS |
| | | | | 77 | 8:29 | P | NO SIGNIFICANT CLINICAL OBSERVATIONS |
| | | | | 77 | 11:36 | P | NO SIGNIFICANT CLINICAL OBSERVATIONS |
| | | | | 78 | 9:39 | P | NO SIGNIFICANT CLINICAL OBSERVATIONS |
| | | | | 78 | 11:31 | P | NO SIGNIFICANT CLINICAL OBSERVATIONS |
| | | | | 79 | 7:22 | P | NO SIGNIFICANT CLINICAL OBSERVATIONS |
| | | | | 79 | 8:58 | P | NO SIGNIFICANT CLINICAL OBSERVATIONS |
| | | | | 80 | 8:55 | P | NO SIGNIFICANT CLINICAL OBSERVATIONS |
| | | | | 80 | 10:38 | P | NO SIGNIFICANT CLINICAL OBSERVATIONS |
| | | | | 81 | 7:34 | P | NO SIGNIFICANT CLINICAL OBSERVATIONS |

GRADE CODE: 1 - SLIGHT 2 - MODERATE 3 - SEVERE P - PRESENT

STUDY DAYS: 0 THROUGH 89

| ANIMAL | SEX | GROUP | CATEGORY | STUDY DAY | TIME | GRADE | OBSERVATIONS |
|---|---|---|---|---|---|---|---|
| 10441 | M | 25 MG/KG/DAY | NORMAL | 81 | 9:25 | P | NO SIGNIFICANT CLINICAL OBSERVATIONS |
| | | | | 84 | 9:03 | P | NO SIGNIFICANT CLINICAL OBSERVATIONS |
| | | | | 84 | 10:53 | P | NO SIGNIFICANT CLINICAL OBSERVATIONS |
| | | | | 85 | 7:39 | P | NO SIGNIFICANT CLINICAL OBSERVATIONS |
| | | | | 85 | 9:42 | P | NO SIGNIFICANT CLINICAL OBSERVATIONS |
| | | | | 86 | 7:28 | P | NO SIGNIFICANT CLINICAL OBSERVATIONS |
| | | | | 86 | 9:27 | P | NO SIGNIFICANT CLINICAL OBSERVATIONS |
| | | | | 87 | 8:48 | P | NO SIGNIFICANT CLINICAL OBSERVATIONS |
| | | | | 87 | 10:39 | P | NO SIGNIFICANT CLINICAL OBSERVATIONS |
| | | | | 88 | 6:51 | P | NO SIGNIFICANT CLINICAL OBSERVATIONS |
| | | | | 88 | 9:14 | P | NO SIGNIFICANT CLINICAL OBSERVATIONS |
| 10442 | M | 25 MG/KG/DAY | NORMAL | 0 | 10:26 | P | NO SIGNIFICANT CLINICAL OBSERVATIONS |
| | | | | 0 | 12:51 | P | NO SIGNIFICANT CLINICAL OBSERVATIONS |
| | | | | 1 | 7:48 | P | NO SIGNIFICANT CLINICAL OBSERVATIONS |
| | | | | 1 | 9:35 | P | NO SIGNIFICANT CLINICAL OBSERVATIONS |
| | | | | 2 | 9:20 | P | NO SIGNIFICANT CLINICAL OBSERVATIONS |
| | | | | 2 | 11:17 | P | NO SIGNIFICANT CLINICAL OBSERVATIONS |
| | | | | 3 | 9:20 | P | NO SIGNIFICANT CLINICAL OBSERVATIONS |
| | | | | 3 | 11:19 | P | NO SIGNIFICANT CLINICAL OBSERVATIONS |
| | | | | 4 | 7:02 | P | NO SIGNIFICANT CLINICAL OBSERVATIONS |
| | | | | 4 | 8:54 | P | NO SIGNIFICANT CLINICAL OBSERVATIONS |
| | | | | 7 | 9:41 | P | NO SIGNIFICANT CLINICAL OBSERVATIONS |
| | | | | 7 | 11:45 | P | NO SIGNIFICANT CLINICAL OBSERVATIONS |
| | | | | 8 | 8:42 | P | NO SIGNIFICANT CLINICAL OBSERVATIONS |
| | | | | 8 | 10:39 | P | NO SIGNIFICANT CLINICAL OBSERVATIONS |
| | | | | 9 | 9:41 | P | NO SIGNIFICANT CLINICAL OBSERVATIONS |
| | | | | 9 | 11:24 | P | NO SIGNIFICANT CLINICAL OBSERVATIONS |
| | | | | 10 | 8:47 | P | NO SIGNIFICANT CLINICAL OBSERVATIONS |
| | | | | 10 | 10:19 | P | NO SIGNIFICANT CLINICAL OBSERVATIONS |

GRADE CODE: 1 - SLIGHT 2 - MODERATE 3 - SEVERE P - PRESENT

TABLE A3 (DOSING DAY OBSERVATIONS)
A 90-DAY DERMAL STUDY UTILIZING CLARIFIED OILS IN RATS
INDIVIDUAL CLINICAL OBSERVATIONS



STUDY DAYS: 0 THROUGH 89

| ANIMAL | SEX | GROUP | CATEGORY | STUDY DAY | TIME | GRADE | OBSERVATIONS |
|---|---|---|---|---|---|---|---|
| 10442 | M | 25 MG/KG/DAY | NORMAL | 14 | 9:32 | P | NO SIGNIFICANT CLINICAL OBSERVATIONS |
| | | | | 14 | 12:11 | P | NO SIGNIFICANT CLINICAL OBSERVATIONS |
| | | | | 15 | 9:05 | P | NO SIGNIFICANT CLINICAL OBSERVATIONS |
| | | | | 15 | 10:41 | P | NO SIGNIFICANT CLINICAL OBSERVATIONS |
| | | | | 16 | 8:39 | P | NO SIGNIFICANT CLINICAL OBSERVATIONS |
| | | | | 16 | 10:09 | P | NO SIGNIFICANT CLINICAL OBSERVATIONS |
| | | | | 17 | 8:50 | P | NO SIGNIFICANT CLINICAL OBSERVATIONS |
| | | | | 17 | 10:28 | P | NO SIGNIFICANT CLINICAL OBSERVATIONS |
| | | | | 18 | 6:55 | P | NO SIGNIFICANT CLINICAL OBSERVATIONS |
| | | | | 18 | 8:59 | P | NO SIGNIFICANT CLINICAL OBSERVATIONS |
| | | | | 21 | 9:27 | P | NO SIGNIFICANT CLINICAL OBSERVATIONS |
| | | | | 21 | 11:35 | P | NO SIGNIFICANT CLINICAL OBSERVATIONS |
| | | | | 22 | 7:39 | P | NO SIGNIFICANT CLINICAL OBSERVATIONS |
| | | | | 22 | 9:38 | P | NO SIGNIFICANT CLINICAL OBSERVATIONS |
| | | | | 23 | 7:27 | P | NO SIGNIFICANT CLINICAL OBSERVATIONS |
| | | | | 23 | 9:16 | P | NO SIGNIFICANT CLINICAL OBSERVATIONS |
| | | | | 24 | 8:10 | P | NO SIGNIFICANT CLINICAL OBSERVATIONS |
| | | | | 24 | 9:30 | P | NO SIGNIFICANT CLINICAL OBSERVATIONS |
| | | | | 25 | 7:21 | P | NO SIGNIFICANT CLINICAL OBSERVATIONS |
| | | | | 25 | 9:22 | P | NO SIGNIFICANT CLINICAL OBSERVATIONS |
| | | | | 28 | 9:22 | P | NO SIGNIFICANT CLINICAL OBSERVATIONS |
| | | | | 28 | 11:45 | P | NO SIGNIFICANT CLINICAL OBSERVATIONS |
| | | | | 29 | 7:46 | P | NO SIGNIFICANT CLINICAL OBSERVATIONS |
| | | | | 29 | 9:46 | P | NO SIGNIFICANT CLINICAL OBSERVATIONS |
| | | | | 30 | 7:36 | P | NO SIGNIFICANT CLINICAL OBSERVATIONS |
| | | | | 30 | 9:26 | P | NO SIGNIFICANT CLINICAL OBSERVATIONS |
| | | | | 31 | 7:52 | P | NO SIGNIFICANT CLINICAL OBSERVATIONS |
| | | | | 31 | 9:09 | P | NO SIGNIFICANT CLINICAL OBSERVATIONS |
| | | | | 32 | 7:31 | P | NO SIGNIFICANT CLINICAL OBSERVATIONS |

GRADE CODE: 1 - SLIGHT 2 - MODERATE 3 - SEVERE P - PRESENT

STUDY DAYS: 0 THROUGH 89

| ANIMAL | SEX | GROUP | CATEGORY | STUDY DAY | TIME | GRADE | OBSERVATIONS |
|---|---|---|---|---|---|---|---|
| 10442 | M | 25 MG/KG/DAY | NORMAL | 32 | 9:56 | P | NO SIGNIFICANT CLINICAL OBSERVATIONS |
| | | | | 35 | 9:17 | P | NO SIGNIFICANT CLINICAL OBSERVATIONS |
| | | | | 35 | 11:04 | P | NO SIGNIFICANT CLINICAL OBSERVATIONS |
| | | | | 36 | 8:33 | P | NO SIGNIFICANT CLINICAL OBSERVATIONS |
| | | | | 36 | 10:18 | P | NO SIGNIFICANT CLINICAL OBSERVATIONS |
| | | | | 37 | 8:30 | P | NO SIGNIFICANT CLINICAL OBSERVATIONS |
| | | | | 37 | 10:09 | P | NO SIGNIFICANT CLINICAL OBSERVATIONS |
| | | | | 38 | 8:26 | P | NO SIGNIFICANT CLINICAL OBSERVATIONS |
| | | | | 38 | 10:10 | P | NO SIGNIFICANT CLINICAL OBSERVATIONS |
| | | | | 39 | 7:16 | P | NO SIGNIFICANT CLINICAL OBSERVATIONS |
| | | | | 39 | 9:18 | P | NO SIGNIFICANT CLINICAL OBSERVATIONS |
| | | | | 42 | 10:53 | P | NO SIGNIFICANT CLINICAL OBSERVATIONS |
| | | | | 43 | 8:31 | P | NO SIGNIFICANT CLINICAL OBSERVATIONS |
| | | | | 43 | 10:17 | P | NO SIGNIFICANT CLINICAL OBSERVATIONS |
| | | | | 44 | 8:02 | P | NO SIGNIFICANT CLINICAL OBSERVATIONS |
| | | | | 44 | 9:47 | P | NO SIGNIFICANT CLINICAL OBSERVATIONS |
| | | | | 45 | 8:28 | P | NO SIGNIFICANT CLINICAL OBSERVATIONS |
| | | | | 45 | 9:57 | P | NO SIGNIFICANT CLINICAL OBSERVATIONS |
| | | | | 46 | 6:56 | P | NO SIGNIFICANT CLINICAL OBSERVATIONS |
| | | | | 46 | 8:53 | P | NO SIGNIFICANT CLINICAL OBSERVATIONS |
| | | | | 49 | 9:35 | P | NO SIGNIFICANT CLINICAL OBSERVATIONS |
| | | | | 49 | 12:06 | P | NO SIGNIFICANT CLINICAL OBSERVATIONS |
| | | | | 50 | 8:35 | P | NO SIGNIFICANT CLINICAL OBSERVATIONS |
| | | | | 50 | 10:50 | P | NO SIGNIFICANT CLINICAL OBSERVATIONS |
| | | | | 51 | 7:59 | P | NO SIGNIFICANT CLINICAL OBSERVATIONS |
| | | | | 51 | 9:54 | P | NO SIGNIFICANT CLINICAL OBSERVATIONS |
| | | | | 52 | 9:16 | P | NO SIGNIFICANT CLINICAL OBSERVATIONS |
| | | | | 52 | 11:35 | P | NO SIGNIFICANT CLINICAL OBSERVATIONS |
| | | | | 53 | 7:02 | P | NO SIGNIFICANT CLINICAL OBSERVATIONS |

GRADE CODE: 1 - SLIGHT 2 - MODERATE 3 - SEVERE P - PRESENT

STUDY DAYS: 0 THROUGH 89

| ANIMAL | SEX | GROUP | CATEGORY | STUDY DAY | TIME | GRADE | OBSERVATIONS |
|---|---|---|---|---|---|---|---|
| 10442 | M | 25 MG/KG/DAY | NORMAL | 53 | 9:11 | P | NO SIGNIFICANT CLINICAL OBSERVATIONS |
| | | | | 56 | 9:04 | P | NO SIGNIFICANT CLINICAL OBSERVATIONS |
| | | | | 56 | 10:59 | P | NO SIGNIFICANT CLINICAL OBSERVATIONS |
| | | | | 57 | 9:06 | P | NO SIGNIFICANT CLINICAL OBSERVATIONS |
| | | | | 57 | 10:32 | P | NO SIGNIFICANT CLINICAL OBSERVATIONS |
| | | | | 58 | 7:41 | P | NO SIGNIFICANT CLINICAL OBSERVATIONS |
| | | | | 58 | 9:26 | P | NO SIGNIFICANT CLINICAL OBSERVATIONS |
| | | | | 59 | 7:25 | P | NO SIGNIFICANT CLINICAL OBSERVATIONS |
| | | | | 59 | 9:05 | P | NO SIGNIFICANT CLINICAL OBSERVATIONS |
| | | | | 60 | 7:41 | P | NO SIGNIFICANT CLINICAL OBSERVATIONS |
| | | | | 60 | 9:46 | P | NO SIGNIFICANT CLINICAL OBSERVATIONS |
| | | | | 63 | 12:02 | P | NO SIGNIFICANT CLINICAL OBSERVATIONS |
| | | | | 63 | 14:18 | P | NO SIGNIFICANT CLINICAL OBSERVATIONS |
| | | | | 64 | 8:41 | P | NO SIGNIFICANT CLINICAL OBSERVATIONS |
| | | | | 64 | 10:15 | P | NO SIGNIFICANT CLINICAL OBSERVATIONS |
| | | | | 65 | 8:49 | P | NO SIGNIFICANT CLINICAL OBSERVATIONS |
| | | | | 65 | 10:55 | P | NO SIGNIFICANT CLINICAL OBSERVATIONS |
| | | | | 66 | 8:22 | P | NO SIGNIFICANT CLINICAL OBSERVATIONS |
| | | | | 66 | 9:50 | P | NO SIGNIFICANT CLINICAL OBSERVATIONS |
| | | | | 67 | 7:33 | P | NO SIGNIFICANT CLINICAL OBSERVATIONS |
| | | | | 67 | 9:10 | P | NO SIGNIFICANT CLINICAL OBSERVATIONS |
| | | | | 70 | 8:05 | P | NO SIGNIFICANT CLINICAL OBSERVATIONS |
| | | | | 70 | 10:49 | P | NO SIGNIFICANT CLINICAL OBSERVATIONS |
| | | | | 71 | 8:15 | P | NO SIGNIFICANT CLINICAL OBSERVATIONS |
| | | | | 71 | 9:44 | P | NO SIGNIFICANT CLINICAL OBSERVATIONS |
| | | | | 72 | 7:31 | P | NO SIGNIFICANT CLINICAL OBSERVATIONS |
| | | | | 72 | 9:05 | P | NO SIGNIFICANT CLINICAL OBSERVATIONS |
| | | | | 73 | 7:31 | P | NO SIGNIFICANT CLINICAL OBSERVATIONS |
| | | | | 73 | 9:14 | P | NO SIGNIFICANT CLINICAL OBSERVATIONS |

GRADE CODE: 1 - SLIGHT 2 - MODERATE 3 - SEVERE P - PRESENT

STUDY DAYS: 0 THROUGH 89

| ANIMAL | SEX | GROUP | CATEGORY | STUDY DAY | TIME | GRADE | OBSERVATIONS |
|---|---|---|---|---|---|---|---|
| 10442 | M | 25 MG/KG/DAY | NORMAL | 74 | 7:18 | P | NO SIGNIFICANT CLINICAL OBSERVATIONS |
| | | | | 74 | 9:23 | P | NO SIGNIFICANT CLINICAL OBSERVATIONS |
| | | | | 77 | 8:30 | P | NO SIGNIFICANT CLINICAL OBSERVATIONS |
| | | | | 77 | 11:37 | P | NO SIGNIFICANT CLINICAL OBSERVATIONS |
| | | | | 78 | 9:39 | P | NO SIGNIFICANT CLINICAL OBSERVATIONS |
| | | | | 78 | 11:32 | P | NO SIGNIFICANT CLINICAL OBSERVATIONS |
| | | | | 79 | 7:22 | P | NO SIGNIFICANT CLINICAL OBSERVATIONS |
| | | | | 79 | 8:58 | P | NO SIGNIFICANT CLINICAL OBSERVATIONS |
| | | | | 80 | 8:55 | P | NO SIGNIFICANT CLINICAL OBSERVATIONS |
| | | | | 80 | 10:38 | P | NO SIGNIFICANT CLINICAL OBSERVATIONS |
| | | | | 81 | 7:34 | P | NO SIGNIFICANT CLINICAL OBSERVATIONS |
| | | | | 81 | 9:25 | P | NO SIGNIFICANT CLINICAL OBSERVATIONS |
| | | | | 84 | 9:03 | P | NO SIGNIFICANT CLINICAL OBSERVATIONS |
| | | | | 84 | 10:53 | P | NO SIGNIFICANT CLINICAL OBSERVATIONS |
| | | | | 85 | 7:40 | P | NO SIGNIFICANT CLINICAL OBSERVATIONS |
| | | | | 85 | 9:42 | P | NO SIGNIFICANT CLINICAL OBSERVATIONS |
| | | | | 86 | 7:28 | P | NO SIGNIFICANT CLINICAL OBSERVATIONS |
| | | | | 86 | 9:27 | P | NO SIGNIFICANT CLINICAL OBSERVATIONS |
| | | | | 87 | 8:48 | P | NO SIGNIFICANT CLINICAL OBSERVATIONS |
| | | | | 87 | 10:39 | P | NO SIGNIFICANT CLINICAL OBSERVATIONS |
| | | | | 88 | 6:51 | P | NO SIGNIFICANT CLINICAL OBSERVATIONS |
| | | | | 88 | 9:14 | P | NO SIGNIFICANT CLINICAL OBSERVATIONS |
| 10455 | M | 25 MG/KG/DAY | NORMAL | 0 | 10:26 | P | NO SIGNIFICANT CLINICAL OBSERVATIONS |
| | | | | 0 | 12:51 | P | NO SIGNIFICANT CLINICAL OBSERVATIONS |
| | | | | 1 | 7:48 | P | NO SIGNIFICANT CLINICAL OBSERVATIONS |
| | | | | 1 | 9:36 | P | NO SIGNIFICANT CLINICAL OBSERVATIONS |
| | | | | 2 | 9:20 | P | NO SIGNIFICANT CLINICAL OBSERVATIONS |
| | | | | 2 | 11:17 | P | NO SIGNIFICANT CLINICAL OBSERVATIONS |
| | | | | 3 | 9:20 | P | NO SIGNIFICANT CLINICAL OBSERVATIONS |

GRADE CODE: 1 - SLIGHT 2 - MODERATE 3 - SEVERE P - PRESENT

TABLE A3 (DOSING DAY OBSERVATIONS)
A 90-DAY DERMAL STUDY UTILIZING CLARIFIED OILS IN RATS
INDIVIDUAL CLINICAL OBSERVATIONS



STUDY DAYS: 0 THROUGH 89

| ANIMAL | SEX | GROUP | CATEGORY | STUDY DAY | TIME | GRADE | OBSERVATIONS |
|---|---|---|---|---|---|---|---|
| 10455 | M | 25 MG/KG/DAY | NORMAL | 3 | 11:19 | P | NO SIGNIFICANT CLINICAL OBSERVATIONS |
| | | | | 4 | 7:02 | P | NO SIGNIFICANT CLINICAL OBSERVATIONS |
| | | | | 4 | 8:55 | P | NO SIGNIFICANT CLINICAL OBSERVATIONS |
| | | | | 7 | 9:42 | P | NO SIGNIFICANT CLINICAL OBSERVATIONS |
| | | | | 7 | 11:45 | P | NO SIGNIFICANT CLINICAL OBSERVATIONS |
| | | | | 8 | 8:43 | P | NO SIGNIFICANT CLINICAL OBSERVATIONS |
| | | | | 8 | 10:39 | P | NO SIGNIFICANT CLINICAL OBSERVATIONS |
| | | | | 9 | 9:41 | P | NO SIGNIFICANT CLINICAL OBSERVATIONS |
| | | | | 9 | 11:24 | P | NO SIGNIFICANT CLINICAL OBSERVATIONS |
| | | | | 10 | 8:47 | P | NO SIGNIFICANT CLINICAL OBSERVATIONS |
| | | | | 10 | 10:19 | P | NO SIGNIFICANT CLINICAL OBSERVATIONS |
| | | | | 11 | 7:05 | P | NO SIGNIFICANT CLINICAL OBSERVATIONS |
| | | | | 11 | 9:21 | P | NO SIGNIFICANT CLINICAL OBSERVATIONS |
| | | | | 14 | 9:32 | P | NO SIGNIFICANT CLINICAL OBSERVATIONS |
| | | | | 14 | 12:11 | P | NO SIGNIFICANT CLINICAL OBSERVATIONS |
| | | | | 15 | 9:05 | P | NO SIGNIFICANT CLINICAL OBSERVATIONS |
| | | | | 15 | 10:42 | P | NO SIGNIFICANT CLINICAL OBSERVATIONS |
| | | | | 16 | 8:39 | P | NO SIGNIFICANT CLINICAL OBSERVATIONS |
| | | | | 16 | 10:09 | P | NO SIGNIFICANT CLINICAL OBSERVATIONS |
| | | | | 17 | 8:50 | P | NO SIGNIFICANT CLINICAL OBSERVATIONS |
| | | | | 17 | 10:28 | P | NO SIGNIFICANT CLINICAL OBSERVATIONS |
| | | | | 18 | 6:56 | P | NO SIGNIFICANT CLINICAL OBSERVATIONS |
| | | | | 18 | 8:59 | P | NO SIGNIFICANT CLINICAL OBSERVATIONS |
| | | | | 21 | 9:27 | P | NO SIGNIFICANT CLINICAL OBSERVATIONS |
| | | | | 21 | 11:35 | P | NO SIGNIFICANT CLINICAL OBSERVATIONS |
| | | | | 22 | 7:39 | P | NO SIGNIFICANT CLINICAL OBSERVATIONS |
| | | | | 22 | 9:39 | P | NO SIGNIFICANT CLINICAL OBSERVATIONS |
| | | | | 23 | 7:27 | P | NO SIGNIFICANT CLINICAL OBSERVATIONS |
| | | | | 23 | 9:16 | P | NO SIGNIFICANT CLINICAL OBSERVATIONS |

GRADE CODE: 1 - SLIGHT 2 - MODERATE 3 - SEVERE P - PRESENT

STUDY DAYS: 0 THROUGH 89

| ANIMAL | SEX | GROUP | CATEGORY | STUDY DAY | TIME | GRADE | OBSERVATIONS |
|---|---|---|---|---|---|---|---|
| 10455 | M | 25 MG/KG/DAY | NORMAL | 24 | 8:10 | P | NO SIGNIFICANT CLINICAL OBSERVATIONS |
| | | | | 24 | 9:30 | P | NO SIGNIFICANT CLINICAL OBSERVATIONS |
| | | | | 25 | 7:21 | P | NO SIGNIFICANT CLINICAL OBSERVATIONS |
| | | | | 25 | 9:22 | P | NO SIGNIFICANT CLINICAL OBSERVATIONS |
| | | | | 28 | 9:22 | P | NO SIGNIFICANT CLINICAL OBSERVATIONS |
| | | | | 28 | 11:45 | P | NO SIGNIFICANT CLINICAL OBSERVATIONS |
| | | | | 29 | 7:46 | P | NO SIGNIFICANT CLINICAL OBSERVATIONS |
| | | | | 29 | 9:46 | P | NO SIGNIFICANT CLINICAL OBSERVATIONS |
| | | | | 30 | 7:36 | P | NO SIGNIFICANT CLINICAL OBSERVATIONS |
| | | | | 30 | 9:26 | P | NO SIGNIFICANT CLINICAL OBSERVATIONS |
| | | | | 31 | 7:53 | P | NO SIGNIFICANT CLINICAL OBSERVATIONS |
| | | | | 31 | 9:09 | P | NO SIGNIFICANT CLINICAL OBSERVATIONS |
| | | | | 32 | 7:31 | P | NO SIGNIFICANT CLINICAL OBSERVATIONS |
| | | | | 32 | 9:56 | P | NO SIGNIFICANT CLINICAL OBSERVATIONS |
| | | | | 35 | 9:18 | P | NO SIGNIFICANT CLINICAL OBSERVATIONS |
| | | | | 35 | 11:04 | P | NO SIGNIFICANT CLINICAL OBSERVATIONS |
| | | | | 36 | 8:33 | P | NO SIGNIFICANT CLINICAL OBSERVATIONS |
| | | | | 36 | 10:18 | P | NO SIGNIFICANT CLINICAL OBSERVATIONS |
| | | | | 37 | 8:30 | P | NO SIGNIFICANT CLINICAL OBSERVATIONS |
| | | | | 37 | 10:09 | P | NO SIGNIFICANT CLINICAL OBSERVATIONS |
| | | | | 38 | 8:27 | P | NO SIGNIFICANT CLINICAL OBSERVATIONS |
| | | | | 38 | 10:10 | P | NO SIGNIFICANT CLINICAL OBSERVATIONS |
| | | | | 39 | 7:16 | P | NO SIGNIFICANT CLINICAL OBSERVATIONS |
| | | | | 39 | 9:17 | P | NO SIGNIFICANT CLINICAL OBSERVATIONS |
| | | | | 42 | 10:53 | P | NO SIGNIFICANT CLINICAL OBSERVATIONS |
| | | | | 43 | 8:31 | P | NO SIGNIFICANT CLINICAL OBSERVATIONS |
| | | | | 43 | 10:17 | P | NO SIGNIFICANT CLINICAL OBSERVATIONS |
| | | | | 44 | 8:03 | P | NO SIGNIFICANT CLINICAL OBSERVATIONS |
| | | | | 44 | 9:48 | P | NO SIGNIFICANT CLINICAL OBSERVATIONS |

GRADE CODE: 1 - SLIGHT 2 - MODERATE 3 - SEVERE P - PRESENT

STUDY DAYS: 0 THROUGH 89

| ANIMAL | SEX | GROUP | CATEGORY | STUDY DAY | TIME | GRADE | OBSERVATIONS |
|---|---|---|---|---|---|---|---|
| 10455 | M | 25 MG/KG/DAY | NORMAL | 45 | 8:28 | P | NO SIGNIFICANT CLINICAL OBSERVATIONS |
| | | | | 45 | 9:57 | P | NO SIGNIFICANT CLINICAL OBSERVATIONS |
| | | | | 46 | 6:56 | P | NO SIGNIFICANT CLINICAL OBSERVATIONS |
| | | | | 46 | 8:53 | P | NO SIGNIFICANT CLINICAL OBSERVATIONS |
| | | | | 49 | 9:35 | P | NO SIGNIFICANT CLINICAL OBSERVATIONS |
| | | | | 49 | 12:06 | P | NO SIGNIFICANT CLINICAL OBSERVATIONS |
| | | | | 50 | 8:36 | P | NO SIGNIFICANT CLINICAL OBSERVATIONS |
| | | | | 50 | 10:50 | P | NO SIGNIFICANT CLINICAL OBSERVATIONS |
| | | | | 51 | 7:59 | P | NO SIGNIFICANT CLINICAL OBSERVATIONS |
| | | | | 51 | 9:55 | P | NO SIGNIFICANT CLINICAL OBSERVATIONS |
| | | | | 52 | 9:16 | P | NO SIGNIFICANT CLINICAL OBSERVATIONS |
| | | | | 52 | 11:35 | P | NO SIGNIFICANT CLINICAL OBSERVATIONS |
| | | | | 53 | 7:02 | P | NO SIGNIFICANT CLINICAL OBSERVATIONS |
| | | | | 53 | 9:11 | P | NO SIGNIFICANT CLINICAL OBSERVATIONS |
| | | | | 56 | 9:04 | P | NO SIGNIFICANT CLINICAL OBSERVATIONS |
| | | | | 56 | 10:59 | P | NO SIGNIFICANT CLINICAL OBSERVATIONS |
| | | | | 57 | 9:07 | P | NO SIGNIFICANT CLINICAL OBSERVATIONS |
| | | | | 57 | 10:32 | P | NO SIGNIFICANT CLINICAL OBSERVATIONS |
| | | | | 58 | 7:41 | P | NO SIGNIFICANT CLINICAL OBSERVATIONS |
| | | | | 58 | 9:26 | P | NO SIGNIFICANT CLINICAL OBSERVATIONS |
| | | | | 59 | 7:25 | P | NO SIGNIFICANT CLINICAL OBSERVATIONS |
| | | | | 59 | 9:05 | P | NO SIGNIFICANT CLINICAL OBSERVATIONS |
| | | | | 60 | 7:41 | P | NO SIGNIFICANT CLINICAL OBSERVATIONS |
| | | | | 60 | 9:46 | P | NO SIGNIFICANT CLINICAL OBSERVATIONS |
| | | | | 63 | 12:02 | P | NO SIGNIFICANT CLINICAL OBSERVATIONS |
| | | | | 63 | 14:18 | P | NO SIGNIFICANT CLINICAL OBSERVATIONS |
| | | | | 64 | 8:41 | P | NO SIGNIFICANT CLINICAL OBSERVATIONS |
| | | | | 64 | 10:15 | P | NO SIGNIFICANT CLINICAL OBSERVATIONS |
| | | | | 65 | 8:49 | P | NO SIGNIFICANT CLINICAL OBSERVATIONS |

GRADE CODE: 1 - SLIGHT 2 - MODERATE 3 - SEVERE P - PRESENT

STUDY DAYS: 0 THROUGH 89

| ANIMAL | SEX | GROUP | CATEGORY | STUDY DAY | TIME | GRADE | OBSERVATIONS |
|---|---|---|---|---|---|---|---|
| 10455 | M | 25 MG/KG/DAY | NORMAL | 65 | 10:55 | P | NO SIGNIFICANT CLINICAL OBSERVATIONS |
| | | | | 66 | 8:23 | P | NO SIGNIFICANT CLINICAL OBSERVATIONS |
| | | | | 66 | 9:50 | P | NO SIGNIFICANT CLINICAL OBSERVATIONS |
| | | | | 67 | 7:33 | P | NO SIGNIFICANT CLINICAL OBSERVATIONS |
| | | | | 67 | 9:17 | P | NO SIGNIFICANT CLINICAL OBSERVATIONS |
| | | | | 70 | 8:05 | P | NO SIGNIFICANT CLINICAL OBSERVATIONS |
| | | | | 70 | 10:49 | P | NO SIGNIFICANT CLINICAL OBSERVATIONS |
| | | | | 71 | 8:15 | P | NO SIGNIFICANT CLINICAL OBSERVATIONS |
| | | | | 71 | 9:45 | P | NO SIGNIFICANT CLINICAL OBSERVATIONS |
| | | | | 72 | 7:31 | P | NO SIGNIFICANT CLINICAL OBSERVATIONS |
| | | | | 72 | 9:05 | P | NO SIGNIFICANT CLINICAL OBSERVATIONS |
| | | | | 73 | 7:31 | P | NO SIGNIFICANT CLINICAL OBSERVATIONS |
| | | | | 73 | 9:14 | P | NO SIGNIFICANT CLINICAL OBSERVATIONS |
| | | | | 74 | 7:18 | P | NO SIGNIFICANT CLINICAL OBSERVATIONS |
| | | | | 74 | 9:24 | P | NO SIGNIFICANT CLINICAL OBSERVATIONS |
| | | | | 77 | 8:30 | P | NO SIGNIFICANT CLINICAL OBSERVATIONS |
| | | | | 77 | 11:37 | P | NO SIGNIFICANT CLINICAL OBSERVATIONS |
| | | | | 78 | 9:40 | P | NO SIGNIFICANT CLINICAL OBSERVATIONS |
| | | | | 78 | 11:32 | P | NO SIGNIFICANT CLINICAL OBSERVATIONS |
| | | | | 79 | 7:22 | P | NO SIGNIFICANT CLINICAL OBSERVATIONS |
| | | | | 79 | 8:59 | P | NO SIGNIFICANT CLINICAL OBSERVATIONS |
| | | | | 80 | 8:55 | P | NO SIGNIFICANT CLINICAL OBSERVATIONS |
| | | | | 80 | 10:38 | P | NO SIGNIFICANT CLINICAL OBSERVATIONS |
| | | | | 81 | 7:34 | P | NO SIGNIFICANT CLINICAL OBSERVATIONS |
| | | | | 81 | 9:25 | P | NO SIGNIFICANT CLINICAL OBSERVATIONS |
| | | | | 84 | 9:04 | P | NO SIGNIFICANT CLINICAL OBSERVATIONS |
| | | | | 84 | 10:53 | P | NO SIGNIFICANT CLINICAL OBSERVATIONS |
| | | | | 85 | 7:40 | P | NO SIGNIFICANT CLINICAL OBSERVATIONS |
| | | | | 85 | 9:42 | P | NO SIGNIFICANT CLINICAL OBSERVATIONS |

GRADE CODE: 1 - SLIGHT 2 - MODERATE 3 - SEVERE P - PRESENT

STUDY DAYS: 0 THROUGH 89

| ANIMAL | SEX | GROUP | CATEGORY | STUDY DAY | TIME | GRADE | OBSERVATIONS |
|---|---|---|---|---|---|---|---|
| 10455 | M | 25 MG/KG/DAY | NORMAL | 86 | 7:28 | P | NO SIGNIFICANT CLINICAL OBSERVATIONS |
| | | | | 86 | 9:27 | P | NO SIGNIFICANT CLINICAL OBSERVATIONS |
| | | | | 87 | 8:48 | P | NO SIGNIFICANT CLINICAL OBSERVATIONS |
| | | | | 87 | 10:40 | P | NO SIGNIFICANT CLINICAL OBSERVATIONS |
| | | | | 88 | 6:51 | P | NO SIGNIFICANT CLINICAL OBSERVATIONS |
| | | | | 88 | 9:15 | P | NO SIGNIFICANT CLINICAL OBSERVATIONS |
| 10458 | M | 25 MG/KG/DAY | NORMAL | 0 | 10:27 | P | NO SIGNIFICANT CLINICAL OBSERVATIONS |
| | | | | 0 | 12:51 | P | NO SIGNIFICANT CLINICAL OBSERVATIONS |
| | | | | 1 | 7:48 | P | NO SIGNIFICANT CLINICAL OBSERVATIONS |
| | | | | 1 | 9:36 | P | NO SIGNIFICANT CLINICAL OBSERVATIONS |
| | | | | 2 | 9:20 | P | NO SIGNIFICANT CLINICAL OBSERVATIONS |
| | | | | 2 | 11:17 | P | NO SIGNIFICANT CLINICAL OBSERVATIONS |
| | | | | 3 | 9:20 | P | NO SIGNIFICANT CLINICAL OBSERVATIONS |
| | | | | 3 | 11:20 | P | NO SIGNIFICANT CLINICAL OBSERVATIONS |
| | | | | 4 | 7:02 | P | NO SIGNIFICANT CLINICAL OBSERVATIONS |
| | | | | 4 | 8:55 | P | NO SIGNIFICANT CLINICAL OBSERVATIONS |
| | | | | 7 | 9:43 | P | NO SIGNIFICANT CLINICAL OBSERVATIONS |
| | | | | 7 | 11:45 | P | NO SIGNIFICANT CLINICAL OBSERVATIONS |
| | | | | 8 | 8:43 | P | NO SIGNIFICANT CLINICAL OBSERVATIONS |
| | | | | 8 | 10:40 | P | NO SIGNIFICANT CLINICAL OBSERVATIONS |
| | | | | 9 | 9:42 | P | NO SIGNIFICANT CLINICAL OBSERVATIONS |
| | | | | 9 | 11:25 | P | NO SIGNIFICANT CLINICAL OBSERVATIONS |
| | | | | 10 | 8:48 | P | NO SIGNIFICANT CLINICAL OBSERVATIONS |
| | | | | 10 | 10:19 | P | NO SIGNIFICANT CLINICAL OBSERVATIONS |
| | | | | 11 | 7:05 | P | NO SIGNIFICANT CLINICAL OBSERVATIONS |
| | | | | 11 | 9:21 | P | NO SIGNIFICANT CLINICAL OBSERVATIONS |
| | | | | 14 | 9:33 | P | NO SIGNIFICANT CLINICAL OBSERVATIONS |
| | | | | 14 | 12:11 | P | NO SIGNIFICANT CLINICAL OBSERVATIONS |
| | | | | 15 | 9:06 | P | NO SIGNIFICANT CLINICAL OBSERVATIONS |

GRADE CODE: 1 - SLIGHT 2 - MODERATE 3 - SEVERE P - PRESENT

STUDY DAYS: 0 THROUGH 89

| ANIMAL | SEX | GROUP | CATEGORY | STUDY DAY | TIME | GRADE | OBSERVATIONS |
|---|---|---|---|---|---|---|---|
| 10458 | M | 25 MG/KG/DAY | NORMAL | 15 | 10:42 | P | NO SIGNIFICANT CLINICAL OBSERVATIONS |
| | | | | 16 | 8:39 | P | NO SIGNIFICANT CLINICAL OBSERVATIONS |
| | | | | 16 | 10:10 | P | NO SIGNIFICANT CLINICAL OBSERVATIONS |
| | | | | 17 | 8:50 | P | NO SIGNIFICANT CLINICAL OBSERVATIONS |
| | | | | 17 | 10:29 | P | NO SIGNIFICANT CLINICAL OBSERVATIONS |
| | | | | 18 | 6:56 | P | NO SIGNIFICANT CLINICAL OBSERVATIONS |
| | | | | 18 | 9:00 | P | NO SIGNIFICANT CLINICAL OBSERVATIONS |
| | | | | 21 | 9:28 | P | NO SIGNIFICANT CLINICAL OBSERVATIONS |
| | | | | 21 | 11:35 | P | NO SIGNIFICANT CLINICAL OBSERVATIONS |
| | | | | 22 | 7:39 | P | NO SIGNIFICANT CLINICAL OBSERVATIONS |
| | | | | 22 | 9:39 | P | NO SIGNIFICANT CLINICAL OBSERVATIONS |
| | | | | 23 | 7:28 | P | NO SIGNIFICANT CLINICAL OBSERVATIONS |
| | | | | 23 | 9:16 | P | NO SIGNIFICANT CLINICAL OBSERVATIONS |
| | | | | 24 | 8:11 | P | NO SIGNIFICANT CLINICAL OBSERVATIONS |
| | | | | 24 | 9:30 | P | NO SIGNIFICANT CLINICAL OBSERVATIONS |
| | | | | 25 | 7:21 | P | NO SIGNIFICANT CLINICAL OBSERVATIONS |
| | | | | 25 | 9:23 | P | NO SIGNIFICANT CLINICAL OBSERVATIONS |
| | | | | 28 | 9:22 | P | NO SIGNIFICANT CLINICAL OBSERVATIONS |
| | | | | 28 | 11:45 | P | NO SIGNIFICANT CLINICAL OBSERVATIONS |
| | | | | 29 | 7:46 | P | NO SIGNIFICANT CLINICAL OBSERVATIONS |
| | | | | 29 | 9:47 | P | NO SIGNIFICANT CLINICAL OBSERVATIONS |
| | | | | 30 | 7:36 | P | NO SIGNIFICANT CLINICAL OBSERVATIONS |
| | | | | 30 | 9:26 | P | NO SIGNIFICANT CLINICAL OBSERVATIONS |
| | | | | 31 | 7:53 | P | NO SIGNIFICANT CLINICAL OBSERVATIONS |
| | | | | 31 | 9:09 | P | NO SIGNIFICANT CLINICAL OBSERVATIONS |
| | | | | 32 | 7:31 | P | NO SIGNIFICANT CLINICAL OBSERVATIONS |
| | | | | 32 | 9:56 | P | NO SIGNIFICANT CLINICAL OBSERVATIONS |
| | | | | 35 | 9:18 | P | NO SIGNIFICANT CLINICAL OBSERVATIONS |
| | | | | 35 | 11:04 | P | NO SIGNIFICANT CLINICAL OBSERVATIONS |

GRADE CODE: 1 - SLIGHT 2 - MODERATE 3 - SEVERE P - PRESENT

STUDY DAYS: 0 THROUGH 89

| ANIMAL | SEX | GROUP | CATEGORY | STUDY DAY | TIME | GRADE | OBSERVATIONS |
|---|---|---|---|---|---|---|---|
| 10458 | M | 25 MG/KG/DAY | NORMAL | 36 | 8:33 | P | NO SIGNIFICANT CLINICAL OBSERVATIONS |
| | | | | 36 | 10:18 | P | NO SIGNIFICANT CLINICAL OBSERVATIONS |
| | | | | 37 | 8:30 | P | NO SIGNIFICANT CLINICAL OBSERVATIONS |
| | | | | 37 | 10:09 | P | NO SIGNIFICANT CLINICAL OBSERVATIONS |
| | | | | 38 | 8:27 | P | NO SIGNIFICANT CLINICAL OBSERVATIONS |
| | | | | 38 | 10:10 | P | NO SIGNIFICANT CLINICAL OBSERVATIONS |
| | | | | 39 | 7:16 | P | NO SIGNIFICANT CLINICAL OBSERVATIONS |
| | | | | 39 | 9:17 | P | NO SIGNIFICANT CLINICAL OBSERVATIONS |
| | | | | 42 | 10:53 | P | NO SIGNIFICANT CLINICAL OBSERVATIONS |
| | | | | 43 | 8:31 | P | NO SIGNIFICANT CLINICAL OBSERVATIONS |
| | | | | 43 | 10:17 | P | NO SIGNIFICANT CLINICAL OBSERVATIONS |
| | | | | 44 | 8:03 | P | NO SIGNIFICANT CLINICAL OBSERVATIONS |
| | | | | 44 | 9:48 | P | NO SIGNIFICANT CLINICAL OBSERVATIONS |
| | | | | 45 | 8:28 | P | NO SIGNIFICANT CLINICAL OBSERVATIONS |
| | | | | 45 | 9:57 | P | NO SIGNIFICANT CLINICAL OBSERVATIONS |
| | | | | 46 | 6:56 | P | NO SIGNIFICANT CLINICAL OBSERVATIONS |
| | | | | 46 | 8:53 | P | NO SIGNIFICANT CLINICAL OBSERVATIONS |
| | | | | 49 | 9:36 | P | NO SIGNIFICANT CLINICAL OBSERVATIONS |
| | | | | 49 | 12:06 | P | NO SIGNIFICANT CLINICAL OBSERVATIONS |
| | | | | 50 | 8:36 | P | NO SIGNIFICANT CLINICAL OBSERVATIONS |
| | | | | 50 | 10:50 | P | NO SIGNIFICANT CLINICAL OBSERVATIONS |
| | | | | 51 | 7:59 | P | NO SIGNIFICANT CLINICAL OBSERVATIONS |
| | | | | 51 | 9:55 | P | NO SIGNIFICANT CLINICAL OBSERVATIONS |
| | | | | 52 | 9:16 | P | NO SIGNIFICANT CLINICAL OBSERVATIONS |
| | | | | 52 | 11:35 | P | NO SIGNIFICANT CLINICAL OBSERVATIONS |
| | | | | 53 | 7:02 | P | NO SIGNIFICANT CLINICAL OBSERVATIONS |
| | | | | 53 | 9:11 | P | NO SIGNIFICANT CLINICAL OBSERVATIONS |
| | | | | 56 | 9:05 | P | NO SIGNIFICANT CLINICAL OBSERVATIONS |
| | | | | 56 | 10:59 | P | NO SIGNIFICANT CLINICAL OBSERVATIONS |

GRADE CODE: 1 - SLIGHT 2 - MODERATE 3 - SEVERE P - PRESENT

STUDY DAYS: 0 THROUGH 89

| ANIMAL | SEX | GROUP | CATEGORY | STUDY DAY | TIME | GRADE | OBSERVATIONS |
|---|---|---|---|---|---|---|---|
| 10458 | M | 25 MG/KG/DAY | NORMAL | 57 | 9:07 | P | NO SIGNIFICANT CLINICAL OBSERVATIONS |
| | | | | 57 | 10:33 | P | NO SIGNIFICANT CLINICAL OBSERVATIONS |
| | | | | 58 | 7:41 | P | NO SIGNIFICANT CLINICAL OBSERVATIONS |
| | | | | 58 | 9:26 | P | NO SIGNIFICANT CLINICAL OBSERVATIONS |
| | | | | 59 | 7:25 | P | NO SIGNIFICANT CLINICAL OBSERVATIONS |
| | | | | 59 | 9:05 | P | NO SIGNIFICANT CLINICAL OBSERVATIONS |
| | | | | 60 | 7:41 | P | NO SIGNIFICANT CLINICAL OBSERVATIONS |
| | | | | 60 | 9:46 | P | NO SIGNIFICANT CLINICAL OBSERVATIONS |
| | | | | 63 | 12:02 | P | NO SIGNIFICANT CLINICAL OBSERVATIONS |
| | | | | 63 | 14:18 | P | NO SIGNIFICANT CLINICAL OBSERVATIONS |
| | | | | 64 | 8:42 | P | NO SIGNIFICANT CLINICAL OBSERVATIONS |
| | | | | 64 | 10:15 | P | NO SIGNIFICANT CLINICAL OBSERVATIONS |
| | | | | 65 | 8:49 | P | NO SIGNIFICANT CLINICAL OBSERVATIONS |
| | | | | 65 | 10:55 | P | NO SIGNIFICANT CLINICAL OBSERVATIONS |
| | | | | 66 | 8:23 | P | NO SIGNIFICANT CLINICAL OBSERVATIONS |
| | | | | 66 | 9:50 | P | NO SIGNIFICANT CLINICAL OBSERVATIONS |
| | | | | 67 | 7:33 | P | NO SIGNIFICANT CLINICAL OBSERVATIONS |
| | | | | 67 | 9:17 | P | NO SIGNIFICANT CLINICAL OBSERVATIONS |
| | | | | 70 | 8:06 | P | NO SIGNIFICANT CLINICAL OBSERVATIONS |
| | | | | 70 | 10:49 | P | NO SIGNIFICANT CLINICAL OBSERVATIONS |
| | | | | 71 | 8:15 | P | NO SIGNIFICANT CLINICAL OBSERVATIONS |
| | | | | 71 | 9:45 | P | NO SIGNIFICANT CLINICAL OBSERVATIONS |
| | | | | 72 | 7:31 | P | NO SIGNIFICANT CLINICAL OBSERVATIONS |
| | | | | 72 | 9:05 | P | NO SIGNIFICANT CLINICAL OBSERVATIONS |
| | | | | 73 | 7:31 | P | NO SIGNIFICANT CLINICAL OBSERVATIONS |
| | | | | 73 | 9:14 | P | NO SIGNIFICANT CLINICAL OBSERVATIONS |
| | | | | 74 | 7:18 | P | NO SIGNIFICANT CLINICAL OBSERVATIONS |
| | | | | 74 | 9:24 | P | NO SIGNIFICANT CLINICAL OBSERVATIONS |
| | | | | 77 | 8:30 | P | NO SIGNIFICANT CLINICAL OBSERVATIONS |

GRADE CODE: 1 - SLIGHT 2 - MODERATE 3 - SEVERE P - PRESENT

STUDY DAYS: 0 THROUGH 89

| ANIMAL | SEX | GROUP | CATEGORY | STUDY DAY | TIME | GRADE | OBSERVATIONS |
|---|---|---|---|---|---|---|---|
| 10458 | M | 25 MG/KG/DAY | NORMAL | 77 | 11:37 | P | NO SIGNIFICANT CLINICAL OBSERVATIONS |
| | | | | 78 | 9:40 | P | NO SIGNIFICANT CLINICAL OBSERVATIONS |
| | | | | 78 | 11:32 | P | NO SIGNIFICANT CLINICAL OBSERVATIONS |
| | | | | 79 | 7:22 | P | NO SIGNIFICANT CLINICAL OBSERVATIONS |
| | | | | 79 | 8:59 | P | NO SIGNIFICANT CLINICAL OBSERVATIONS |
| | | | | 80 | 8:55 | P | NO SIGNIFICANT CLINICAL OBSERVATIONS |
| | | | | 80 | 10:38 | P | NO SIGNIFICANT CLINICAL OBSERVATIONS |
| | | | | 81 | 7:34 | P | NO SIGNIFICANT CLINICAL OBSERVATIONS |
| | | | | 81 | 9:25 | P | NO SIGNIFICANT CLINICAL OBSERVATIONS |
| | | | | 84 | 9:04 | P | NO SIGNIFICANT CLINICAL OBSERVATIONS |
| | | | | 84 | 10:53 | P | NO SIGNIFICANT CLINICAL OBSERVATIONS |
| | | | | 85 | 7:40 | P | NO SIGNIFICANT CLINICAL OBSERVATIONS |
| | | | | 85 | 9:42 | P | NO SIGNIFICANT CLINICAL OBSERVATIONS |
| | | | | 86 | 7:28 | P | NO SIGNIFICANT CLINICAL OBSERVATIONS |
| | | | | 86 | 9:27 | P | NO SIGNIFICANT CLINICAL OBSERVATIONS |
| | | | | 87 | 8:48 | P | NO SIGNIFICANT CLINICAL OBSERVATIONS |
| | | | | 87 | 10:40 | P | NO SIGNIFICANT CLINICAL OBSERVATIONS |
| | | | | 88 | 6:52 | P | NO SIGNIFICANT CLINICAL OBSERVATIONS |
| | | | | 88 | 9:15 | P | NO SIGNIFICANT CLINICAL OBSERVATIONS |
| 10463 | M | 25 MG/KG/DAY | NORMAL | 0 | 10:27 | P | NO SIGNIFICANT CLINICAL OBSERVATIONS |
| | | | | 0 | 12:51 | P | NO SIGNIFICANT CLINICAL OBSERVATIONS |
| | | | | 1 | 7:49 | P | NO SIGNIFICANT CLINICAL OBSERVATIONS |
| | | | | 1 | 9:36 | P | NO SIGNIFICANT CLINICAL OBSERVATIONS |
| | | | | 2 | 9:21 | P | NO SIGNIFICANT CLINICAL OBSERVATIONS |
| | | | | 2 | 11:17 | P | NO SIGNIFICANT CLINICAL OBSERVATIONS |
| | | | | 3 | 9:20 | P | NO SIGNIFICANT CLINICAL OBSERVATIONS |
| | | | | 3 | 11:20 | P | NO SIGNIFICANT CLINICAL OBSERVATIONS |
| | | | | 4 | 7:02 | P | NO SIGNIFICANT CLINICAL OBSERVATIONS |
| | | | | 4 | 8:55 | P | NO SIGNIFICANT CLINICAL OBSERVATIONS |

GRADE CODE: 1 - SLIGHT 2 - MODERATE 3 - SEVERE P - PRESENT

STUDY DAYS: 0 THROUGH 89

| ANIMAL | SEX | GROUP | CATEGORY | STUDY DAY | TIME | GRADE | OBSERVATIONS |
|---|---|---|---|---|---|---|---|
| 10463 | M | 25 MG/KG/DAY | NORMAL | 7 | 9:43 | P | NO SIGNIFICANT CLINICAL OBSERVATIONS |
| | | | | 7 | 11:45 | P | NO SIGNIFICANT CLINICAL OBSERVATIONS |
| | | | | 8 | 8:43 | P | NO SIGNIFICANT CLINICAL OBSERVATIONS |
| | | | | 8 | 10:40 | P | NO SIGNIFICANT CLINICAL OBSERVATIONS |
| | | | | 9 | 9:42 | P | NO SIGNIFICANT CLINICAL OBSERVATIONS |
| | | | | 9 | 11:25 | P | NO SIGNIFICANT CLINICAL OBSERVATIONS |
| | | | | 10 | 8:48 | P | NO SIGNIFICANT CLINICAL OBSERVATIONS |
| | | | | 10 | 10:19 | P | NO SIGNIFICANT CLINICAL OBSERVATIONS |
| | | | | 11 | 7:05 | P | NO SIGNIFICANT CLINICAL OBSERVATIONS |
| | | | | 11 | 9:21 | P | NO SIGNIFICANT CLINICAL OBSERVATIONS |
| | | | | 14 | 9:33 | P | NO SIGNIFICANT CLINICAL OBSERVATIONS |
| | | | | 14 | 12:11 | P | NO SIGNIFICANT CLINICAL OBSERVATIONS |
| | | | | 15 | 9:06 | P | NO SIGNIFICANT CLINICAL OBSERVATIONS |
| | | | | 15 | 10:42 | P | NO SIGNIFICANT CLINICAL OBSERVATIONS |
| | | | | 16 | 8:39 | P | NO SIGNIFICANT CLINICAL OBSERVATIONS |
| | | | | 16 | 10:10 | P | NO SIGNIFICANT CLINICAL OBSERVATIONS |
| | | | | 17 | 8:50 | P | NO SIGNIFICANT CLINICAL OBSERVATIONS |
| | | | | 17 | 10:29 | P | NO SIGNIFICANT CLINICAL OBSERVATIONS |
| | | | | 18 | 6:56 | P | NO SIGNIFICANT CLINICAL OBSERVATIONS |
| | | | | 18 | 9:00 | P | NO SIGNIFICANT CLINICAL OBSERVATIONS |
| | | | | 21 | 9:28 | P | NO SIGNIFICANT CLINICAL OBSERVATIONS |
| | | | | 21 | 11:35 | P | NO SIGNIFICANT CLINICAL OBSERVATIONS |
| | | | | 22 | 7:39 | P | NO SIGNIFICANT CLINICAL OBSERVATIONS |
| | | | | 22 | 9:39 | P | NO SIGNIFICANT CLINICAL OBSERVATIONS |
| | | | | 23 | 7:28 | P | NO SIGNIFICANT CLINICAL OBSERVATIONS |
| | | | | 23 | 9:16 | P | NO SIGNIFICANT CLINICAL OBSERVATIONS |
| | | | | 24 | 8:11 | P | NO SIGNIFICANT CLINICAL OBSERVATIONS |
| | | | | 24 | 9:30 | P | NO SIGNIFICANT CLINICAL OBSERVATIONS |
| | | | | 25 | 7:21 | P | NO SIGNIFICANT CLINICAL OBSERVATIONS |

GRADE CODE: 1 - SLIGHT 2 - MODERATE 3 - SEVERE P - PRESENT

STUDY DAYS: 0 THROUGH 89

| ANIMAL | SEX | GROUP | CATEGORY | STUDY DAY | TIME | GRADE | OBSERVATIONS |
|---|---|---|---|---|---|---|---|
| 10463 | M | 25 MG/KG/DAY | NORMAL | 25 | 9:23 | P | NO SIGNIFICANT CLINICAL OBSERVATIONS |
| | | | | 28 | 9:23 | P | NO SIGNIFICANT CLINICAL OBSERVATIONS |
| | | | | 28 | 11:46 | P | NO SIGNIFICANT CLINICAL OBSERVATIONS |
| | | | | 29 | 7:46 | P | NO SIGNIFICANT CLINICAL OBSERVATIONS |
| | | | | 29 | 9:47 | P | NO SIGNIFICANT CLINICAL OBSERVATIONS |
| | | | | 30 | 7:36 | P | NO SIGNIFICANT CLINICAL OBSERVATIONS |
| | | | | 30 | 9:26 | P | NO SIGNIFICANT CLINICAL OBSERVATIONS |
| | | | | 31 | 7:53 | P | NO SIGNIFICANT CLINICAL OBSERVATIONS |
| | | | | 31 | 9:09 | P | NO SIGNIFICANT CLINICAL OBSERVATIONS |
| | | | | 32 | 7:32 | P | NO SIGNIFICANT CLINICAL OBSERVATIONS |
| | | | | 32 | 9:57 | P | NO SIGNIFICANT CLINICAL OBSERVATIONS |
| | | | | 35 | 9:18 | P | NO SIGNIFICANT CLINICAL OBSERVATIONS |
| | | | | 35 | 11:04 | P | NO SIGNIFICANT CLINICAL OBSERVATIONS |
| | | | | 36 | 8:33 | P | NO SIGNIFICANT CLINICAL OBSERVATIONS |
| | | | | 36 | 10:18 | P | NO SIGNIFICANT CLINICAL OBSERVATIONS |
| | | | | 37 | 8:31 | P | NO SIGNIFICANT CLINICAL OBSERVATIONS |
| | | | | 37 | 10:09 | P | NO SIGNIFICANT CLINICAL OBSERVATIONS |
| | | | | 38 | 8:27 | P | NO SIGNIFICANT CLINICAL OBSERVATIONS |
| | | | | 38 | 10:10 | P | NO SIGNIFICANT CLINICAL OBSERVATIONS |
| | | | | 39 | 7:16 | P | NO SIGNIFICANT CLINICAL OBSERVATIONS |
| | | | | 39 | 9:17 | P | NO SIGNIFICANT CLINICAL OBSERVATIONS |
| | | | | 42 | 10:56 | P | NO SIGNIFICANT CLINICAL OBSERVATIONS |
| | | | | 43 | 8:31 | P | NO SIGNIFICANT CLINICAL OBSERVATIONS |
| | | | | 43 | 10:18 | P | NO SIGNIFICANT CLINICAL OBSERVATIONS |
| | | | | 44 | 8:03 | P | NO SIGNIFICANT CLINICAL OBSERVATIONS |
| | | | | 44 | 9:48 | P | NO SIGNIFICANT CLINICAL OBSERVATIONS |
| | | | | 45 | 8:28 | P | NO SIGNIFICANT CLINICAL OBSERVATIONS |
| | | | | 45 | 9:57 | P | NO SIGNIFICANT CLINICAL OBSERVATIONS |
| | | | | 46 | 6:57 | P | NO SIGNIFICANT CLINICAL OBSERVATIONS |

GRADE CODE: 1 - SLIGHT 2 - MODERATE 3 - SEVERE P - PRESENT

STUDY DAYS: 0 THROUGH 89

| ANIMAL | SEX | GROUP | CATEGORY | STUDY DAY | TIME | GRADE | OBSERVATIONS |
|---|---|---|---|---|---|---|---|
| 10463 | M | 25 MG/KG/DAY | NORMAL | 46 | 8:54 | P | NO SIGNIFICANT CLINICAL OBSERVATIONS |
| | | | | 49 | 9:36 | P | NO SIGNIFICANT CLINICAL OBSERVATIONS |
| | | | | 49 | 12:07 | P | NO SIGNIFICANT CLINICAL OBSERVATIONS |
| | | | | 50 | 8:36 | P | NO SIGNIFICANT CLINICAL OBSERVATIONS |
| | | | | 50 | 10:50 | P | NO SIGNIFICANT CLINICAL OBSERVATIONS |
| | | | | 51 | 7:59 | P | NO SIGNIFICANT CLINICAL OBSERVATIONS |
| | | | | 51 | 9:55 | P | NO SIGNIFICANT CLINICAL OBSERVATIONS |
| | | | | 52 | 9:16 | P | NO SIGNIFICANT CLINICAL OBSERVATIONS |
| | | | | 52 | 11:35 | P | NO SIGNIFICANT CLINICAL OBSERVATIONS |
| | | | | 53 | 7:02 | P | NO SIGNIFICANT CLINICAL OBSERVATIONS |
| | | | | 53 | 9:11 | P | NO SIGNIFICANT CLINICAL OBSERVATIONS |
| | | | | 56 | 9:05 | P | NO SIGNIFICANT CLINICAL OBSERVATIONS |
| | | | | 56 | 11:00 | P | NO SIGNIFICANT CLINICAL OBSERVATIONS |
| | | | | 57 | 9:07 | P | NO SIGNIFICANT CLINICAL OBSERVATIONS |
| | | | | 57 | 10:33 | P | NO SIGNIFICANT CLINICAL OBSERVATIONS |
| | | | | 58 | 7:42 | P | NO SIGNIFICANT CLINICAL OBSERVATIONS |
| | | | | 58 | 9:26 | P | NO SIGNIFICANT CLINICAL OBSERVATIONS |
| | | | | 59 | 7:25 | P | NO SIGNIFICANT CLINICAL OBSERVATIONS |
| | | | | 59 | 9:05 | P | NO SIGNIFICANT CLINICAL OBSERVATIONS |
| | | | | 60 | 7:42 | P | NO SIGNIFICANT CLINICAL OBSERVATIONS |
| | | | | 60 | 9:46 | P | NO SIGNIFICANT CLINICAL OBSERVATIONS |
| | | | | 63 | 12:02 | P | NO SIGNIFICANT CLINICAL OBSERVATIONS |
| | | | | 63 | 14:18 | P | NO SIGNIFICANT CLINICAL OBSERVATIONS |
| | | | | 64 | 8:42 | P | NO SIGNIFICANT CLINICAL OBSERVATIONS |
| | | | | 64 | 10:15 | P | NO SIGNIFICANT CLINICAL OBSERVATIONS |
| | | | | 65 | 8:50 | P | NO SIGNIFICANT CLINICAL OBSERVATIONS |
| | | | | 65 | 10:55 | P | NO SIGNIFICANT CLINICAL OBSERVATIONS |
| | | | | 66 | 8:23 | P | NO SIGNIFICANT CLINICAL OBSERVATIONS |
| | | | | 66 | 9:50 | P | NO SIGNIFICANT CLINICAL OBSERVATIONS |

GRADE CODE: 1 - SLIGHT 2 - MODERATE 3 - SEVERE P - PRESENT

STUDY DAYS: 0 THROUGH 89

| ANIMAL | SEX | GROUP | CATEGORY | STUDY DAY | TIME | GRADE | OBSERVATIONS |
|---|---|---|---|---|---|---|---|
| 10463 | M | 25 MG/KG/DAY | NORMAL | 67 | 7:33 | P | NO SIGNIFICANT CLINICAL OBSERVATIONS |
| | | | | 67 | 9:17 | P | NO SIGNIFICANT CLINICAL OBSERVATIONS |
| | | | | 70 | 8:06 | P | NO SIGNIFICANT CLINICAL OBSERVATIONS |
| | | | | 70 | 10:49 | P | NO SIGNIFICANT CLINICAL OBSERVATIONS |
| | | | | 71 | 8:16 | P | NO SIGNIFICANT CLINICAL OBSERVATIONS |
| | | | | 71 | 9:45 | P | NO SIGNIFICANT CLINICAL OBSERVATIONS |
| | | | | 72 | 7:31 | P | NO SIGNIFICANT CLINICAL OBSERVATIONS |
| | | | | 72 | 9:05 | P | NO SIGNIFICANT CLINICAL OBSERVATIONS |
| | | | | 73 | 7:32 | P | NO SIGNIFICANT CLINICAL OBSERVATIONS |
| | | | | 73 | 9:14 | P | NO SIGNIFICANT CLINICAL OBSERVATIONS |
| | | | | 74 | 7:18 | P | NO SIGNIFICANT CLINICAL OBSERVATIONS |
| | | | | 74 | 9:24 | P | NO SIGNIFICANT CLINICAL OBSERVATIONS |
| | | | | 77 | 8:31 | P | NO SIGNIFICANT CLINICAL OBSERVATIONS |
| | | | | 77 | 11:37 | P | NO SIGNIFICANT CLINICAL OBSERVATIONS |
| | | | | 78 | 9:40 | P | NO SIGNIFICANT CLINICAL OBSERVATIONS |
| | | | | 78 | 11:32 | P | NO SIGNIFICANT CLINICAL OBSERVATIONS |
| | | | | 79 | 7:23 | P | NO SIGNIFICANT CLINICAL OBSERVATIONS |
| | | | | 79 | 8:59 | P | NO SIGNIFICANT CLINICAL OBSERVATIONS |
| | | | | 80 | 8:55 | P | NO SIGNIFICANT CLINICAL OBSERVATIONS |
| | | | | 80 | 10:38 | P | NO SIGNIFICANT CLINICAL OBSERVATIONS |
| | | | | 81 | 7:34 | P | NO SIGNIFICANT CLINICAL OBSERVATIONS |
| | | | | 81 | 9:25 | P | NO SIGNIFICANT CLINICAL OBSERVATIONS |
| | | | | 85 | 7:40 | P | NO SIGNIFICANT CLINICAL OBSERVATIONS |
| | | | | 85 | 9:43 | P | NO SIGNIFICANT CLINICAL OBSERVATIONS |
| | | | | 86 | 7:28 | P | NO SIGNIFICANT CLINICAL OBSERVATIONS |
| | | | | 86 | 9:28 | P | NO SIGNIFICANT CLINICAL OBSERVATIONS |
| | | | | 87 | 8:48 | P | NO SIGNIFICANT CLINICAL OBSERVATIONS |
| | | | | 87 | 10:40 | P | NO SIGNIFICANT CLINICAL OBSERVATIONS |
| | | | | 88 | 6:52 | P | NO SIGNIFICANT CLINICAL OBSERVATIONS |

GRADE CODE: 1 - SLIGHT 2 - MODERATE 3 - SEVERE P - PRESENT

STUDY DAYS: 0 THROUGH 89

| ANIMAL | SEX | GROUP | CATEGORY | STUDY DAY | TIME | GRADE | OBSERVATIONS |
|---|---|---|---|---|---|---|---|
| 10463 | M | 25 MG/KG/DAY | NORMAL | 88 | 9:15 | P | NO SIGNIFICANT CLINICAL OBSERVATIONS |
| | | | | 89 | 6:23 | P | NO SIGNIFICANT CLINICAL OBSERVATIONS |
| | | | | 89 | 7:48 | P | NO SIGNIFICANT CLINICAL OBSERVATIONS |
| 10464 | M | 25 MG/KG/DAY | NORMAL | 0 | 10:27 | P | NO SIGNIFICANT CLINICAL OBSERVATIONS |
| | | | | 0 | 12:51 | P | NO SIGNIFICANT CLINICAL OBSERVATIONS |
| | | | | 1 | 7:49 | P | NO SIGNIFICANT CLINICAL OBSERVATIONS |
| | | | | 1 | 9:36 | P | NO SIGNIFICANT CLINICAL OBSERVATIONS |
| | | | | 2 | 9:21 | P | NO SIGNIFICANT CLINICAL OBSERVATIONS |
| | | | | 2 | 11:17 | P | NO SIGNIFICANT CLINICAL OBSERVATIONS |
| | | | | 3 | 9:21 | P | NO SIGNIFICANT CLINICAL OBSERVATIONS |
| | | | | 3 | 11:20 | P | NO SIGNIFICANT CLINICAL OBSERVATIONS |
| | | | | 4 | 7:03 | P | NO SIGNIFICANT CLINICAL OBSERVATIONS |
| | | | | 4 | 8:55 | P | NO SIGNIFICANT CLINICAL OBSERVATIONS |
| | | | | 7 | 9:43 | P | NO SIGNIFICANT CLINICAL OBSERVATIONS |
| | | | | 7 | 11:46 | P | NO SIGNIFICANT CLINICAL OBSERVATIONS |
| | | | | 8 | 8:43 | P | NO SIGNIFICANT CLINICAL OBSERVATIONS |
| | | | | 8 | 10:40 | P | NO SIGNIFICANT CLINICAL OBSERVATIONS |
| | | | | 9 | 9:42 | P | NO SIGNIFICANT CLINICAL OBSERVATIONS |
| | | | | 9 | 11:25 | P | NO SIGNIFICANT CLINICAL OBSERVATIONS |
| | | | | 10 | 8:48 | P | NO SIGNIFICANT CLINICAL OBSERVATIONS |
| | | | | 10 | 10:19 | P | NO SIGNIFICANT CLINICAL OBSERVATIONS |
| | | | | 14 | 9:33 | P | NO SIGNIFICANT CLINICAL OBSERVATIONS |
| | | | | 14 | 12:11 | P | NO SIGNIFICANT CLINICAL OBSERVATIONS |
| | | | | 15 | 9:06 | P | NO SIGNIFICANT CLINICAL OBSERVATIONS |
| | | | | 15 | 10:42 | P | NO SIGNIFICANT CLINICAL OBSERVATIONS |
| | | | | 16 | 8:39 | P | NO SIGNIFICANT CLINICAL OBSERVATIONS |
| | | | | 16 | 10:10 | P | NO SIGNIFICANT CLINICAL OBSERVATIONS |
| | | | | 17 | 8:50 | P | NO SIGNIFICANT CLINICAL OBSERVATIONS |
| | | | | 17 | 10:29 | P | NO SIGNIFICANT CLINICAL OBSERVATIONS |

GRADE CODE: 1 - SLIGHT 2 - MODERATE 3 - SEVERE P - PRESENT

STUDY DAYS: 0 THROUGH 89

| ANIMAL | SEX | GROUP | CATEGORY | STUDY DAY | TIME | GRADE | OBSERVATIONS |
|---|---|---|---|---|---|---|---|
| 10464 | M | 25 MG/KG/DAY | NORMAL | 18 | 6:56 | P | NO SIGNIFICANT CLINICAL OBSERVATIONS |
| | | | | 18 | 9:00 | P | NO SIGNIFICANT CLINICAL OBSERVATIONS |
| | | | | 21 | 9:28 | P | NO SIGNIFICANT CLINICAL OBSERVATIONS |
| | | | | 21 | 11:35 | P | NO SIGNIFICANT CLINICAL OBSERVATIONS |
| | | | | 22 | 7:40 | P | NO SIGNIFICANT CLINICAL OBSERVATIONS |
| | | | | 22 | 9:39 | P | NO SIGNIFICANT CLINICAL OBSERVATIONS |
| | | | | 23 | 7:28 | P | NO SIGNIFICANT CLINICAL OBSERVATIONS |
| | | | | 23 | 9:17 | P | NO SIGNIFICANT CLINICAL OBSERVATIONS |
| | | | | 24 | 8:11 | P | NO SIGNIFICANT CLINICAL OBSERVATIONS |
| | | | | 24 | 9:30 | P | NO SIGNIFICANT CLINICAL OBSERVATIONS |
| | | | | 25 | 7:21 | P | NO SIGNIFICANT CLINICAL OBSERVATIONS |
| | | | | 25 | 9:23 | P | NO SIGNIFICANT CLINICAL OBSERVATIONS |
| | | | | 28 | 9:23 | P | NO SIGNIFICANT CLINICAL OBSERVATIONS |
| | | | | 28 | 11:46 | P | NO SIGNIFICANT CLINICAL OBSERVATIONS |
| | | | | 29 | 7:46 | P | NO SIGNIFICANT CLINICAL OBSERVATIONS |
| | | | | 29 | 9:47 | P | NO SIGNIFICANT CLINICAL OBSERVATIONS |
| | | | | 30 | 7:37 | P | NO SIGNIFICANT CLINICAL OBSERVATIONS |
| | | | | 30 | 9:26 | P | NO SIGNIFICANT CLINICAL OBSERVATIONS |
| | | | | 31 | 7:53 | P | NO SIGNIFICANT CLINICAL OBSERVATIONS |
| | | | | 31 | 9:09 | P | NO SIGNIFICANT CLINICAL OBSERVATIONS |
| | | | | 32 | 7:32 | P | NO SIGNIFICANT CLINICAL OBSERVATIONS |
| | | | | 32 | 9:57 | P | NO SIGNIFICANT CLINICAL OBSERVATIONS |
| | | | | 35 | 9:18 | P | NO SIGNIFICANT CLINICAL OBSERVATIONS |
| | | | | 35 | 11:04 | P | NO SIGNIFICANT CLINICAL OBSERVATIONS |
| | | | | 36 | 8:33 | P | NO SIGNIFICANT CLINICAL OBSERVATIONS |
| | | | | 36 | 10:18 | P | NO SIGNIFICANT CLINICAL OBSERVATIONS |
| | | | | 37 | 8:31 | P | NO SIGNIFICANT CLINICAL OBSERVATIONS |
| | | | | 37 | 10:09 | P | NO SIGNIFICANT CLINICAL OBSERVATIONS |
| | | | | 38 | 8:27 | P | NO SIGNIFICANT CLINICAL OBSERVATIONS |

GRADE CODE: 1 - SLIGHT 2 - MODERATE 3 - SEVERE P - PRESENT

TABLE A3 (DOSING DAY OBSERVATIONS)
A 90-DAY DERMAL STUDY UTILIZING CLARIFIED OILS IN RATS
INDIVIDUAL CLINICAL OBSERVATIONS



STUDY DAYS: 0 THROUGH 89

| ANIMAL | SEX | GROUP | CATEGORY | STUDY DAY | TIME | GRADE | OBSERVATIONS |
|---|---|---|---|---|---|---|---|
| 10464 | M | 25 MG/KG/DAY | NORMAL | 38 | 10:10 | P | NO SIGNIFICANT CLINICAL OBSERVATIONS |
| | | | | 39 | 7:16 | P | NO SIGNIFICANT CLINICAL OBSERVATIONS |
| | | | | 39 | 9:17 | P | NO SIGNIFICANT CLINICAL OBSERVATIONS |
| | | | | 42 | 10:56 | P | NO SIGNIFICANT CLINICAL OBSERVATIONS |
| | | | | 43 | 8:31 | P | NO SIGNIFICANT CLINICAL OBSERVATIONS |
| | | | | 43 | 10:18 | P | NO SIGNIFICANT CLINICAL OBSERVATIONS |
| | | | | 44 | 8:03 | P | NO SIGNIFICANT CLINICAL OBSERVATIONS |
| | | | | 44 | 9:48 | P | NO SIGNIFICANT CLINICAL OBSERVATIONS |
| | | | | 45 | 8:28 | P | NO SIGNIFICANT CLINICAL OBSERVATIONS |
| | | | | 45 | 9:58 | P | NO SIGNIFICANT CLINICAL OBSERVATIONS |
| | | | | 46 | 6:57 | P | NO SIGNIFICANT CLINICAL OBSERVATIONS |
| | | | | 46 | 8:54 | P | NO SIGNIFICANT CLINICAL OBSERVATIONS |
| | | | | 49 | 9:36 | P | NO SIGNIFICANT CLINICAL OBSERVATIONS |
| | | | | 49 | 12:07 | P | NO SIGNIFICANT CLINICAL OBSERVATIONS |
| | | | | 50 | 8:36 | P | NO SIGNIFICANT CLINICAL OBSERVATIONS |
| | | | | 50 | 10:50 | P | NO SIGNIFICANT CLINICAL OBSERVATIONS |
| | | | | 51 | 7:59 | P | NO SIGNIFICANT CLINICAL OBSERVATIONS |
| | | | | 51 | 9:55 | P | NO SIGNIFICANT CLINICAL OBSERVATIONS |
| | | | | 52 | 9:16 | P | NO SIGNIFICANT CLINICAL OBSERVATIONS |
| | | | | 52 | 11:35 | P | NO SIGNIFICANT CLINICAL OBSERVATIONS |
| | | | | 53 | 7:02 | P | NO SIGNIFICANT CLINICAL OBSERVATIONS |
| | | | | 53 | 9:11 | P | NO SIGNIFICANT CLINICAL OBSERVATIONS |
| | | | | 56 | 9:05 | P | NO SIGNIFICANT CLINICAL OBSERVATIONS |
| | | | | 56 | 11:00 | P | NO SIGNIFICANT CLINICAL OBSERVATIONS |
| | | | | 57 | 9:07 | P | NO SIGNIFICANT CLINICAL OBSERVATIONS |
| | | | | 57 | 10:33 | P | NO SIGNIFICANT CLINICAL OBSERVATIONS |
| | | | | 58 | 7:42 | P | NO SIGNIFICANT CLINICAL OBSERVATIONS |
| | | | | 58 | 9:26 | P | NO SIGNIFICANT CLINICAL OBSERVATIONS |
| | | | | 59 | 7:25 | P | NO SIGNIFICANT CLINICAL OBSERVATIONS |

GRADE CODE: 1 - SLIGHT 2 - MODERATE 3 - SEVERE P - PRESENT

STUDY DAYS: 0 THROUGH 89

| ANIMAL | SEX | GROUP | CATEGORY | STUDY DAY | TIME | GRADE | OBSERVATIONS |
|---|---|---|---|---|---|---|---|
| 10464 | M | 25 MG/KG/DAY | NORMAL | 59 | 9:05 | P | NO SIGNIFICANT CLINICAL OBSERVATIONS |
| | | | | 60 | 7:42 | P | NO SIGNIFICANT CLINICAL OBSERVATIONS |
| | | | | 60 | 9:46 | P | NO SIGNIFICANT CLINICAL OBSERVATIONS |
| | | | | 63 | 12:02 | P | NO SIGNIFICANT CLINICAL OBSERVATIONS |
| | | | | 63 | 14:18 | P | NO SIGNIFICANT CLINICAL OBSERVATIONS |
| | | | | 64 | 8:42 | P | NO SIGNIFICANT CLINICAL OBSERVATIONS |
| | | | | 64 | 10:15 | P | NO SIGNIFICANT CLINICAL OBSERVATIONS |
| | | | | 65 | 8:50 | P | NO SIGNIFICANT CLINICAL OBSERVATIONS |
| | | | | 65 | 10:56 | P | NO SIGNIFICANT CLINICAL OBSERVATIONS |
| | | | | 66 | 8:23 | P | NO SIGNIFICANT CLINICAL OBSERVATIONS |
| | | | | 66 | 9:50 | P | NO SIGNIFICANT CLINICAL OBSERVATIONS |
| | | | | 67 | 7:34 | P | NO SIGNIFICANT CLINICAL OBSERVATIONS |
| | | | | 67 | 9:17 | P | NO SIGNIFICANT CLINICAL OBSERVATIONS |
| | | | | 70 | 8:06 | P | NO SIGNIFICANT CLINICAL OBSERVATIONS |
| | | | | 70 | 10:49 | P | NO SIGNIFICANT CLINICAL OBSERVATIONS |
| | | | | 71 | 8:16 | P | NO SIGNIFICANT CLINICAL OBSERVATIONS |
| | | | | 71 | 9:45 | P | NO SIGNIFICANT CLINICAL OBSERVATIONS |
| | | | | 72 | 7:32 | P | NO SIGNIFICANT CLINICAL OBSERVATIONS |
| | | | | 72 | 9:05 | P | NO SIGNIFICANT CLINICAL OBSERVATIONS |
| | | | | 73 | 7:32 | P | NO SIGNIFICANT CLINICAL OBSERVATIONS |
| | | | | 73 | 9:14 | P | NO SIGNIFICANT CLINICAL OBSERVATIONS |
| | | | | 74 | 7:18 | P | NO SIGNIFICANT CLINICAL OBSERVATIONS |
| | | | | 74 | 9:24 | P | NO SIGNIFICANT CLINICAL OBSERVATIONS |
| | | | | 77 | 8:31 | P | NO SIGNIFICANT CLINICAL OBSERVATIONS |
| | | | | 77 | 11:37 | P | NO SIGNIFICANT CLINICAL OBSERVATIONS |
| | | | | 78 | 9:40 | P | NO SIGNIFICANT CLINICAL OBSERVATIONS |
| | | | | 78 | 11:32 | P | NO SIGNIFICANT CLINICAL OBSERVATIONS |
| | | | | 79 | 7:23 | P | NO SIGNIFICANT CLINICAL OBSERVATIONS |
| | | | | 79 | 8:59 | P | NO SIGNIFICANT CLINICAL OBSERVATIONS |

GRADE CODE: 1 - SLIGHT 2 - MODERATE 3 - SEVERE P - PRESENT

STUDY DAYS: 0 THROUGH 89

| ANIMAL | SEX | GROUP | CATEGORY | STUDY DAY | TIME | GRADE | OBSERVATIONS |
|---|---|---|---|---|---|---|---|
| 10464 | M | 25 MG/KG/DAY | NORMAL | 80 | 8:55 | P | NO SIGNIFICANT CLINICAL OBSERVATIONS |
| | | | | 80 | 10:38 | P | NO SIGNIFICANT CLINICAL OBSERVATIONS |
| | | | | 81 | 7:35 | P | NO SIGNIFICANT CLINICAL OBSERVATIONS |
| | | | | 81 | 9:25 | P | NO SIGNIFICANT CLINICAL OBSERVATIONS |
| | | | | 85 | 7:40 | P | NO SIGNIFICANT CLINICAL OBSERVATIONS |
| | | | | 85 | 9:43 | P | NO SIGNIFICANT CLINICAL OBSERVATIONS |
| | | | | 86 | 7:28 | P | NO SIGNIFICANT CLINICAL OBSERVATIONS |
| | | | | 86 | 9:28 | P | NO SIGNIFICANT CLINICAL OBSERVATIONS |
| | | | | 87 | 8:48 | P | NO SIGNIFICANT CLINICAL OBSERVATIONS |
| | | | | 87 | 10:40 | P | NO SIGNIFICANT CLINICAL OBSERVATIONS |
| | | | | 88 | 6:52 | P | NO SIGNIFICANT CLINICAL OBSERVATIONS |
| | | | | 88 | 9:15 | P | NO SIGNIFICANT CLINICAL OBSERVATIONS |
| | | | | 89 | 6:23 | P | NO SIGNIFICANT CLINICAL OBSERVATIONS |
| | | | | 89 | 7:48 | P | NO SIGNIFICANT CLINICAL OBSERVATIONS |
| 10466 | M | 25 MG/KG/DAY | NORMAL | 0 | 10:28 | P | NO SIGNIFICANT CLINICAL OBSERVATIONS |
| | | | | 0 | 12:51 | P | NO SIGNIFICANT CLINICAL OBSERVATIONS |
| | | | | 1 | 7:49 | P | NO SIGNIFICANT CLINICAL OBSERVATIONS |
| | | | | 1 | 9:37 | P | NO SIGNIFICANT CLINICAL OBSERVATIONS |
| | | | | 2 | 9:21 | P | NO SIGNIFICANT CLINICAL OBSERVATIONS |
| | | | | 2 | 11:18 | P | NO SIGNIFICANT CLINICAL OBSERVATIONS |
| | | | | 3 | 9:21 | P | NO SIGNIFICANT CLINICAL OBSERVATIONS |
| | | | | 3 | 11:20 | P | NO SIGNIFICANT CLINICAL OBSERVATIONS |
| | | | | 4 | 7:03 | P | NO SIGNIFICANT CLINICAL OBSERVATIONS |
| | | | | 4 | 8:55 | P | NO SIGNIFICANT CLINICAL OBSERVATIONS |
| | | | | 7 | 9:44 | P | NO SIGNIFICANT CLINICAL OBSERVATIONS |
| | | | | 7 | 11:46 | P | NO SIGNIFICANT CLINICAL OBSERVATIONS |
| | | | | 8 | 8:44 | P | NO SIGNIFICANT CLINICAL OBSERVATIONS |
| | | | | 8 | 10:40 | P | NO SIGNIFICANT CLINICAL OBSERVATIONS |
| | | | | 9 | 9:42 | P | NO SIGNIFICANT CLINICAL OBSERVATIONS |

GRADE CODE: 1 - SLIGHT 2 - MODERATE 3 - SEVERE P - PRESENT

STUDY DAYS: 0 THROUGH 89

| ANIMAL | SEX | GROUP | CATEGORY | STUDY DAY | TIME | GRADE | OBSERVATIONS |
|---|---|---|---|---|---|---|---|
| 10466 | M | 25 MG/KG/DAY | NORMAL | 9 | 11:25 | P | NO SIGNIFICANT CLINICAL OBSERVATIONS |
| | | | | 10 | 8:48 | P | NO SIGNIFICANT CLINICAL OBSERVATIONS |
| | | | | 10 | 10:20 | P | NO SIGNIFICANT CLINICAL OBSERVATIONS |
| | | | | 14 | 9:34 | P | NO SIGNIFICANT CLINICAL OBSERVATIONS |
| | | | | 14 | 12:11 | P | NO SIGNIFICANT CLINICAL OBSERVATIONS |
| | | | | 15 | 9:06 | P | NO SIGNIFICANT CLINICAL OBSERVATIONS |
| | | | | 15 | 10:42 | P | NO SIGNIFICANT CLINICAL OBSERVATIONS |
| | | | | 16 | 8:40 | P | NO SIGNIFICANT CLINICAL OBSERVATIONS |
| | | | | 16 | 10:10 | P | NO SIGNIFICANT CLINICAL OBSERVATIONS |
| | | | | 17 | 8:50 | P | NO SIGNIFICANT CLINICAL OBSERVATIONS |
| | | | | 17 | 10:29 | P | NO SIGNIFICANT CLINICAL OBSERVATIONS |
| | | | | 18 | 6:56 | P | NO SIGNIFICANT CLINICAL OBSERVATIONS |
| | | | | 18 | 9:00 | P | NO SIGNIFICANT CLINICAL OBSERVATIONS |
| | | | | 21 | 9:28 | P | NO SIGNIFICANT CLINICAL OBSERVATIONS |
| | | | | 21 | 11:35 | P | NO SIGNIFICANT CLINICAL OBSERVATIONS |
| | | | | 23 | 7:28 | P | NO SIGNIFICANT CLINICAL OBSERVATIONS |
| | | | | 23 | 9:17 | P | NO SIGNIFICANT CLINICAL OBSERVATIONS |
| | | | | 24 | 8:11 | P | NO SIGNIFICANT CLINICAL OBSERVATIONS |
| | | | | 24 | 9:31 | P | NO SIGNIFICANT CLINICAL OBSERVATIONS |
| | | | | 25 | 7:22 | P | NO SIGNIFICANT CLINICAL OBSERVATIONS |
| | | | | 25 | 9:23 | P | NO SIGNIFICANT CLINICAL OBSERVATIONS |
| | | | | 28 | 9:23 | P | NO SIGNIFICANT CLINICAL OBSERVATIONS |
| | | | | 28 | 11:46 | P | NO SIGNIFICANT CLINICAL OBSERVATIONS |
| | | | | 29 | 7:46 | P | NO SIGNIFICANT CLINICAL OBSERVATIONS |
| | | | | 29 | 9:47 | P | NO SIGNIFICANT CLINICAL OBSERVATIONS |
| | | | | 30 | 7:37 | P | NO SIGNIFICANT CLINICAL OBSERVATIONS |
| | | | | 30 | 9:26 | P | NO SIGNIFICANT CLINICAL OBSERVATIONS |
| | | | | 31 | 7:53 | P | NO SIGNIFICANT CLINICAL OBSERVATIONS |
| | | | | 31 | 9:10 | P | NO SIGNIFICANT CLINICAL OBSERVATIONS |

GRADE CODE: 1 - SLIGHT 2 - MODERATE 3 - SEVERE P - PRESENT

STUDY DAYS: 0 THROUGH 89

| ANIMAL | SEX | GROUP | CATEGORY | STUDY DAY | TIME | GRADE | OBSERVATIONS |
|---|---|---|---|---|---|---|---|
| 10466 | M | 25 MG/KG/DAY | NORMAL | 32 | 7:32 | P | NO SIGNIFICANT CLINICAL OBSERVATIONS |
| | | | | 32 | 9:57 | P | NO SIGNIFICANT CLINICAL OBSERVATIONS |
| | | | | 35 | 9:18 | P | NO SIGNIFICANT CLINICAL OBSERVATIONS |
| | | | | 35 | 11:04 | P | NO SIGNIFICANT CLINICAL OBSERVATIONS |
| | | | | 36 | 8:33 | P | NO SIGNIFICANT CLINICAL OBSERVATIONS |
| | | | | 36 | 10:19 | P | NO SIGNIFICANT CLINICAL OBSERVATIONS |
| | | | | 37 | 8:31 | P | NO SIGNIFICANT CLINICAL OBSERVATIONS |
| | | | | 37 | 10:09 | P | NO SIGNIFICANT CLINICAL OBSERVATIONS |
| | | | | 38 | 8:27 | P | NO SIGNIFICANT CLINICAL OBSERVATIONS |
| | | | | 38 | 10:11 | P | NO SIGNIFICANT CLINICAL OBSERVATIONS |
| | | | | 39 | 7:16 | P | NO SIGNIFICANT CLINICAL OBSERVATIONS |
| | | | | 39 | 9:17 | P | NO SIGNIFICANT CLINICAL OBSERVATIONS |
| | | | | 42 | 10:56 | P | NO SIGNIFICANT CLINICAL OBSERVATIONS |
| | | | | 43 | 8:31 | P | NO SIGNIFICANT CLINICAL OBSERVATIONS |
| | | | | 43 | 10:18 | P | NO SIGNIFICANT CLINICAL OBSERVATIONS |
| | | | | 44 | 8:03 | P | NO SIGNIFICANT CLINICAL OBSERVATIONS |
| | | | | 44 | 9:48 | P | NO SIGNIFICANT CLINICAL OBSERVATIONS |
| | | | | 45 | 8:28 | P | NO SIGNIFICANT CLINICAL OBSERVATIONS |
| | | | | 45 | 9:58 | P | NO SIGNIFICANT CLINICAL OBSERVATIONS |
| | | | | 46 | 6:57 | P | NO SIGNIFICANT CLINICAL OBSERVATIONS |
| | | | | 46 | 8:54 | P | NO SIGNIFICANT CLINICAL OBSERVATIONS |
| | | | | 49 | 9:36 | P | NO SIGNIFICANT CLINICAL OBSERVATIONS |
| | | | | 49 | 12:07 | P | NO SIGNIFICANT CLINICAL OBSERVATIONS |
| | | | | 50 | 8:36 | P | NO SIGNIFICANT CLINICAL OBSERVATIONS |
| | | | | 50 | 10:50 | P | NO SIGNIFICANT CLINICAL OBSERVATIONS |
| | | | | 51 | 7:59 | P | NO SIGNIFICANT CLINICAL OBSERVATIONS |
| | | | | 51 | 9:55 | P | NO SIGNIFICANT CLINICAL OBSERVATIONS |
| | | | | 52 | 9:16 | P | NO SIGNIFICANT CLINICAL OBSERVATIONS |
| | | | | 52 | 11:35 | P | NO SIGNIFICANT CLINICAL OBSERVATIONS |

GRADE CODE: 1 - SLIGHT 2 - MODERATE 3 - SEVERE P - PRESENT

STUDY DAYS: 0 THROUGH 89

| ANIMAL | SEX | GROUP | CATEGORY | STUDY DAY | TIME | GRADE | OBSERVATIONS |
|---|---|---|---|---|---|---|---|
| 10466 | M | 25 MG/KG/DAY | NORMAL | 53 | 7:03 | P | NO SIGNIFICANT CLINICAL OBSERVATIONS |
| | | | | 53 | 9:11 | P | NO SIGNIFICANT CLINICAL OBSERVATIONS |
| | | | | 56 | 9:05 | P | NO SIGNIFICANT CLINICAL OBSERVATIONS |
| | | | | 56 | 11:00 | P | NO SIGNIFICANT CLINICAL OBSERVATIONS |
| | | | | 57 | 9:07 | P | NO SIGNIFICANT CLINICAL OBSERVATIONS |
| | | | | 57 | 10:33 | P | NO SIGNIFICANT CLINICAL OBSERVATIONS |
| | | | | 58 | 7:42 | P | NO SIGNIFICANT CLINICAL OBSERVATIONS |
| | | | | 58 | 9:26 | P | NO SIGNIFICANT CLINICAL OBSERVATIONS |
| | | | | 59 | 7:25 | P | NO SIGNIFICANT CLINICAL OBSERVATIONS |
| | | | | 59 | 9:05 | P | NO SIGNIFICANT CLINICAL OBSERVATIONS |
| | | | | 60 | 7:42 | P | NO SIGNIFICANT CLINICAL OBSERVATIONS |
| | | | | 60 | 9:46 | P | NO SIGNIFICANT CLINICAL OBSERVATIONS |
| | | | | 63 | 12:02 | P | NO SIGNIFICANT CLINICAL OBSERVATIONS |
| | | | | 63 | 14:18 | P | NO SIGNIFICANT CLINICAL OBSERVATIONS |
| | | | | 64 | 8:42 | P | NO SIGNIFICANT CLINICAL OBSERVATIONS |
| | | | | 64 | 10:15 | P | NO SIGNIFICANT CLINICAL OBSERVATIONS |
| | | | | 65 | 8:50 | P | NO SIGNIFICANT CLINICAL OBSERVATIONS |
| | | | | 65 | 10:56 | P | NO SIGNIFICANT CLINICAL OBSERVATIONS |
| | | | | 66 | 8:23 | P | NO SIGNIFICANT CLINICAL OBSERVATIONS |
| | | | | 66 | 9:50 | P | NO SIGNIFICANT CLINICAL OBSERVATIONS |
| | | | | 67 | 7:34 | P | NO SIGNIFICANT CLINICAL OBSERVATIONS |
| | | | | 67 | 9:17 | P | NO SIGNIFICANT CLINICAL OBSERVATIONS |
| | | | | 70 | 8:06 | P | NO SIGNIFICANT CLINICAL OBSERVATIONS |
| | | | | 70 | 10:49 | P | NO SIGNIFICANT CLINICAL OBSERVATIONS |
| | | | | 71 | 8:16 | P | NO SIGNIFICANT CLINICAL OBSERVATIONS |
| | | | | 71 | 9:46 | P | NO SIGNIFICANT CLINICAL OBSERVATIONS |
| | | | | 72 | 7:32 | P | NO SIGNIFICANT CLINICAL OBSERVATIONS |
| | | | | 72 | 9:05 | P | NO SIGNIFICANT CLINICAL OBSERVATIONS |
| | | | | 73 | 7:32 | P | NO SIGNIFICANT CLINICAL OBSERVATIONS |

GRADE CODE: 1 - SLIGHT 2 - MODERATE 3 - SEVERE P - PRESENT

STUDY DAYS: 0 THROUGH 89

| ANIMAL | SEX | GROUP | CATEGORY | STUDY DAY | TIME | GRADE | OBSERVATIONS |
|---|---|---|---|---|---|---|---|
| 10466 | M | 25 MG/KG/DAY | NORMAL | 73 | 9:14 | P | NO SIGNIFICANT CLINICAL OBSERVATIONS |
| | | | | 74 | 7:18 | P | NO SIGNIFICANT CLINICAL OBSERVATIONS |
| | | | | 74 | 9:25 | P | NO SIGNIFICANT CLINICAL OBSERVATIONS |
| | | | | 77 | 8:31 | P | NO SIGNIFICANT CLINICAL OBSERVATIONS |
| | | | | 77 | 11:37 | P | NO SIGNIFICANT CLINICAL OBSERVATIONS |
| | | | | 78 | 9:40 | P | NO SIGNIFICANT CLINICAL OBSERVATIONS |
| | | | | 78 | 11:32 | P | NO SIGNIFICANT CLINICAL OBSERVATIONS |
| | | | | 79 | 7:23 | P | NO SIGNIFICANT CLINICAL OBSERVATIONS |
| | | | | 79 | 8:59 | P | NO SIGNIFICANT CLINICAL OBSERVATIONS |
| | | | | 80 | 8:55 | P | NO SIGNIFICANT CLINICAL OBSERVATIONS |
| | | | | 80 | 10:38 | P | NO SIGNIFICANT CLINICAL OBSERVATIONS |
| | | | | 81 | 7:35 | P | NO SIGNIFICANT CLINICAL OBSERVATIONS |
| | | | | 81 | 9:26 | P | NO SIGNIFICANT CLINICAL OBSERVATIONS |
| | | | | 85 | 7:40 | P | NO SIGNIFICANT CLINICAL OBSERVATIONS |
| | | | | 85 | 9:43 | P | NO SIGNIFICANT CLINICAL OBSERVATIONS |
| | | | | 86 | 7:29 | P | NO SIGNIFICANT CLINICAL OBSERVATIONS |
| | | | | 86 | 9:28 | P | NO SIGNIFICANT CLINICAL OBSERVATIONS |
| | | | | 87 | 8:48 | P | NO SIGNIFICANT CLINICAL OBSERVATIONS |
| | | | | 87 | 10:45 | P | NO SIGNIFICANT CLINICAL OBSERVATIONS |
| | | | | 88 | 6:52 | P | NO SIGNIFICANT CLINICAL OBSERVATIONS |
| | | | | 88 | 9:15 | P | NO SIGNIFICANT CLINICAL OBSERVATIONS |
| | | | | 89 | 6:23 | P | NO SIGNIFICANT CLINICAL OBSERVATIONS |
| | | | | 89 | 7:48 | P | NO SIGNIFICANT CLINICAL OBSERVATIONS |
| 10466 | M | 25 MG/KG/DAY | SPECIAL | 22 | 7:40 | P | SWOLLEN FACIAL AREA |
| | | | | 22 | 9:40 | P | SWOLLEN FACIAL AREA |
| 10471 | M | 25 MG/KG/DAY | NORMAL | 0 | 10:28 | P | NO SIGNIFICANT CLINICAL OBSERVATIONS |
| | | | | 0 | 12:51 | P | NO SIGNIFICANT CLINICAL OBSERVATIONS |
| | | | | 1 | 7:49 | P | NO SIGNIFICANT CLINICAL OBSERVATIONS |
| | | | | 1 | 9:37 | P | NO SIGNIFICANT CLINICAL OBSERVATIONS |

GRADE CODE: 1 - SLIGHT 2 - MODERATE 3 - SEVERE P - PRESENT

STUDY DAYS: 0 THROUGH 89

| ANIMAL | SEX | GROUP | CATEGORY | STUDY DAY | TIME | GRADE | OBSERVATIONS |
|---|---|---|---|---|---|---|---|
| 10471 | M | 25 MG/KG/DAY | NORMAL | 2 | 9:21 | P | NO SIGNIFICANT CLINICAL OBSERVATIONS |
| | | | | 2 | 11:18 | P | NO SIGNIFICANT CLINICAL OBSERVATIONS |
| | | | | 3 | 9:21 | P | NO SIGNIFICANT CLINICAL OBSERVATIONS |
| | | | | 3 | 11:20 | P | NO SIGNIFICANT CLINICAL OBSERVATIONS |
| | | | | 4 | 7:03 | P | NO SIGNIFICANT CLINICAL OBSERVATIONS |
| | | | | 4 | 8:55 | P | NO SIGNIFICANT CLINICAL OBSERVATIONS |
| | | | | 7 | 9:44 | P | NO SIGNIFICANT CLINICAL OBSERVATIONS |
| | | | | 7 | 11:46 | P | NO SIGNIFICANT CLINICAL OBSERVATIONS |
| | | | | 8 | 8:44 | P | NO SIGNIFICANT CLINICAL OBSERVATIONS |
| | | | | 8 | 10:40 | P | NO SIGNIFICANT CLINICAL OBSERVATIONS |
| | | | | 9 | 9:42 | P | NO SIGNIFICANT CLINICAL OBSERVATIONS |
| | | | | 9 | 11:25 | P | NO SIGNIFICANT CLINICAL OBSERVATIONS |
| | | | | 10 | 8:48 | P | NO SIGNIFICANT CLINICAL OBSERVATIONS |
| | | | | 10 | 10:20 | P | NO SIGNIFICANT CLINICAL OBSERVATIONS |
| | | | | 11 | 9:22 | P | NO SIGNIFICANT CLINICAL OBSERVATIONS |
| | | | | 14 | 9:34 | P | NO SIGNIFICANT CLINICAL OBSERVATIONS |
| | | | | 14 | 12:11 | P | NO SIGNIFICANT CLINICAL OBSERVATIONS |
| | | | | 15 | 9:06 | P | NO SIGNIFICANT CLINICAL OBSERVATIONS |
| | | | | 15 | 10:42 | P | NO SIGNIFICANT CLINICAL OBSERVATIONS |
| | | | | 16 | 8:40 | P | NO SIGNIFICANT CLINICAL OBSERVATIONS |
| | | | | 16 | 10:11 | P | NO SIGNIFICANT CLINICAL OBSERVATIONS |
| | | | | 17 | 8:50 | P | NO SIGNIFICANT CLINICAL OBSERVATIONS |
| | | | | 17 | 10:29 | P | NO SIGNIFICANT CLINICAL OBSERVATIONS |
| | | | | 18 | 6:57 | P | NO SIGNIFICANT CLINICAL OBSERVATIONS |
| | | | | 18 | 9:00 | P | NO SIGNIFICANT CLINICAL OBSERVATIONS |
| | | | | 21 | 9:29 | P | NO SIGNIFICANT CLINICAL OBSERVATIONS |
| | | | | 21 | 11:36 | P | NO SIGNIFICANT CLINICAL OBSERVATIONS |
| | | | | 22 | 7:40 | P | NO SIGNIFICANT CLINICAL OBSERVATIONS |
| | | | | 22 | 9:40 | P | NO SIGNIFICANT CLINICAL OBSERVATIONS |

GRADE CODE: 1 - SLIGHT 2 - MODERATE 3 - SEVERE P - PRESENT

STUDY DAYS: 0 THROUGH 89

| ANIMAL | SEX | GROUP | CATEGORY | STUDY DAY | TIME | GRADE | OBSERVATIONS |
|---|---|---|---|---|---|---|---|
| 10471 | M | 25 MG/KG/DAY | NORMAL | 23 | 7:28 | P | NO SIGNIFICANT CLINICAL OBSERVATIONS |
| | | | | 23 | 9:17 | P | NO SIGNIFICANT CLINICAL OBSERVATIONS |
| | | | | 24 | 8:11 | P | NO SIGNIFICANT CLINICAL OBSERVATIONS |
| | | | | 24 | 9:31 | P | NO SIGNIFICANT CLINICAL OBSERVATIONS |
| | | | | 25 | 7:22 | P | NO SIGNIFICANT CLINICAL OBSERVATIONS |
| | | | | 25 | 9:23 | P | NO SIGNIFICANT CLINICAL OBSERVATIONS |
| | | | | 28 | 9:23 | P | NO SIGNIFICANT CLINICAL OBSERVATIONS |
| | | | | 28 | 11:46 | P | NO SIGNIFICANT CLINICAL OBSERVATIONS |
| | | | | 29 | 7:46 | P | NO SIGNIFICANT CLINICAL OBSERVATIONS |
| | | | | 29 | 9:47 | P | NO SIGNIFICANT CLINICAL OBSERVATIONS |
| | | | | 30 | 7:37 | P | NO SIGNIFICANT CLINICAL OBSERVATIONS |
| | | | | 30 | 9:26 | P | NO SIGNIFICANT CLINICAL OBSERVATIONS |
| | | | | 31 | 7:53 | P | NO SIGNIFICANT CLINICAL OBSERVATIONS |
| | | | | 31 | 9:10 | P | NO SIGNIFICANT CLINICAL OBSERVATIONS |
| | | | | 32 | 7:32 | P | NO SIGNIFICANT CLINICAL OBSERVATIONS |
| | | | | 32 | 9:57 | P | NO SIGNIFICANT CLINICAL OBSERVATIONS |
| | | | | 35 | 9:18 | P | NO SIGNIFICANT CLINICAL OBSERVATIONS |
| | | | | 35 | 11:04 | P | NO SIGNIFICANT CLINICAL OBSERVATIONS |
| | | | | 36 | 8:33 | P | NO SIGNIFICANT CLINICAL OBSERVATIONS |
| | | | | 36 | 10:19 | P | NO SIGNIFICANT CLINICAL OBSERVATIONS |
| | | | | 37 | 8:31 | P | NO SIGNIFICANT CLINICAL OBSERVATIONS |
| | | | | 37 | 10:09 | P | NO SIGNIFICANT CLINICAL OBSERVATIONS |
| | | | | 38 | 8:27 | P | NO SIGNIFICANT CLINICAL OBSERVATIONS |
| | | | | 38 | 10:11 | P | NO SIGNIFICANT CLINICAL OBSERVATIONS |
| | | | | 39 | 7:16 | P | NO SIGNIFICANT CLINICAL OBSERVATIONS |
| | | | | 39 | 9:17 | P | NO SIGNIFICANT CLINICAL OBSERVATIONS |
| | | | | 42 | 10:56 | P | NO SIGNIFICANT CLINICAL OBSERVATIONS |
| | | | | 43 | 8:31 | P | NO SIGNIFICANT CLINICAL OBSERVATIONS |
| | | | | 43 | 10:18 | P | NO SIGNIFICANT CLINICAL OBSERVATIONS |

GRADE CODE: 1 - SLIGHT 2 - MODERATE 3 - SEVERE P - PRESENT

STUDY DAYS: 0 THROUGH 89

| ANIMAL | SEX | GROUP | CATEGORY | STUDY DAY | TIME | GRADE | OBSERVATIONS |
|---|---|---|---|---|---|---|---|
| 10471 | M | 25 MG/KG/DAY | NORMAL | 44 | 8:03 | P | NO SIGNIFICANT CLINICAL OBSERVATIONS |
| | | | | 44 | 9:48 | P | NO SIGNIFICANT CLINICAL OBSERVATIONS |
| | | | | 45 | 8:28 | P | NO SIGNIFICANT CLINICAL OBSERVATIONS |
| | | | | 45 | 9:58 | P | NO SIGNIFICANT CLINICAL OBSERVATIONS |
| | | | | 46 | 6:57 | P | NO SIGNIFICANT CLINICAL OBSERVATIONS |
| | | | | 46 | 8:54 | P | NO SIGNIFICANT CLINICAL OBSERVATIONS |
| | | | | 49 | 9:37 | P | NO SIGNIFICANT CLINICAL OBSERVATIONS |
| | | | | 49 | 12:07 | P | NO SIGNIFICANT CLINICAL OBSERVATIONS |
| | | | | 50 | 8:36 | P | NO SIGNIFICANT CLINICAL OBSERVATIONS |
| | | | | 50 | 10:50 | P | NO SIGNIFICANT CLINICAL OBSERVATIONS |
| | | | | 51 | 8:00 | P | NO SIGNIFICANT CLINICAL OBSERVATIONS |
| | | | | 51 | 9:55 | P | NO SIGNIFICANT CLINICAL OBSERVATIONS |
| | | | | 52 | 9:17 | P | NO SIGNIFICANT CLINICAL OBSERVATIONS |
| | | | | 52 | 11:36 | P | NO SIGNIFICANT CLINICAL OBSERVATIONS |
| | | | | 53 | 7:03 | P | NO SIGNIFICANT CLINICAL OBSERVATIONS |
| | | | | 53 | 9:11 | P | NO SIGNIFICANT CLINICAL OBSERVATIONS |
| | | | | 56 | 9:05 | P | NO SIGNIFICANT CLINICAL OBSERVATIONS |
| | | | | 56 | 11:01 | P | NO SIGNIFICANT CLINICAL OBSERVATIONS |
| | | | | 57 | 9:08 | P | NO SIGNIFICANT CLINICAL OBSERVATIONS |
| | | | | 57 | 10:34 | P | NO SIGNIFICANT CLINICAL OBSERVATIONS |
| | | | | 58 | 7:42 | P | NO SIGNIFICANT CLINICAL OBSERVATIONS |
| | | | | 58 | 9:27 | P | NO SIGNIFICANT CLINICAL OBSERVATIONS |
| | | | | 59 | 7:25 | P | NO SIGNIFICANT CLINICAL OBSERVATIONS |
| | | | | 59 | 9:05 | P | NO SIGNIFICANT CLINICAL OBSERVATIONS |
| | | | | 60 | 7:42 | P | NO SIGNIFICANT CLINICAL OBSERVATIONS |
| | | | | 60 | 9:46 | P | NO SIGNIFICANT CLINICAL OBSERVATIONS |
| | | | | 63 | 12:02 | P | NO SIGNIFICANT CLINICAL OBSERVATIONS |
| | | | | 63 | 14:19 | P | NO SIGNIFICANT CLINICAL OBSERVATIONS |
| | | | | 64 | 8:42 | P | NO SIGNIFICANT CLINICAL OBSERVATIONS |

GRADE CODE: 1 - SLIGHT 2 - MODERATE 3 - SEVERE P - PRESENT

STUDY DAYS: 0 THROUGH 89

| ANIMAL | SEX | GROUP | CATEGORY | STUDY DAY | TIME | GRADE | OBSERVATIONS |
|---|---|---|---|---|---|---|---|
| 10471 | M | 25 MG/KG/DAY | NORMAL | 64 | 10:15 | P | NO SIGNIFICANT CLINICAL OBSERVATIONS |
| | | | | 65 | 8:50 | P | NO SIGNIFICANT CLINICAL OBSERVATIONS |
| | | | | 65 | 10:56 | P | NO SIGNIFICANT CLINICAL OBSERVATIONS |
| | | | | 66 | 8:23 | P | NO SIGNIFICANT CLINICAL OBSERVATIONS |
| | | | | 66 | 9:50 | P | NO SIGNIFICANT CLINICAL OBSERVATIONS |
| | | | | 67 | 7:34 | P | NO SIGNIFICANT CLINICAL OBSERVATIONS |
| | | | | 67 | 9:17 | P | NO SIGNIFICANT CLINICAL OBSERVATIONS |
| | | | | 70 | 8:07 | P | NO SIGNIFICANT CLINICAL OBSERVATIONS |
| | | | | 70 | 10:50 | P | NO SIGNIFICANT CLINICAL OBSERVATIONS |
| | | | | 71 | 8:16 | P | NO SIGNIFICANT CLINICAL OBSERVATIONS |
| | | | | 71 | 9:46 | P | NO SIGNIFICANT CLINICAL OBSERVATIONS |
| | | | | 72 | 7:32 | P | NO SIGNIFICANT CLINICAL OBSERVATIONS |
| | | | | 72 | 9:05 | P | NO SIGNIFICANT CLINICAL OBSERVATIONS |
| | | | | 73 | 7:32 | P | NO SIGNIFICANT CLINICAL OBSERVATIONS |
| | | | | 73 | 9:14 | P | NO SIGNIFICANT CLINICAL OBSERVATIONS |
| | | | | 74 | 7:18 | P | NO SIGNIFICANT CLINICAL OBSERVATIONS |
| | | | | 74 | 9:25 | P | NO SIGNIFICANT CLINICAL OBSERVATIONS |
| | | | | 77 | 8:31 | P | NO SIGNIFICANT CLINICAL OBSERVATIONS |
| | | | | 77 | 11:37 | P | NO SIGNIFICANT CLINICAL OBSERVATIONS |
| | | | | 79 | 7:23 | P | NO SIGNIFICANT CLINICAL OBSERVATIONS |
| | | | | 79 | 8:59 | P | NO SIGNIFICANT CLINICAL OBSERVATIONS |
| | | | | 80 | 8:56 | P | NO SIGNIFICANT CLINICAL OBSERVATIONS |
| | | | | 80 | 10:39 | P | NO SIGNIFICANT CLINICAL OBSERVATIONS |
| | | | | 81 | 7:35 | P | NO SIGNIFICANT CLINICAL OBSERVATIONS |
| | | | | 81 | 9:26 | P | NO SIGNIFICANT CLINICAL OBSERVATIONS |
| | | | | 85 | 7:41 | P | NO SIGNIFICANT CLINICAL OBSERVATIONS |
| | | | | 85 | 9:43 | P | NO SIGNIFICANT CLINICAL OBSERVATIONS |
| | | | | 86 | 9:28 | P | NO SIGNIFICANT CLINICAL OBSERVATIONS |
| | | | | 87 | 8:49 | P | NO SIGNIFICANT CLINICAL OBSERVATIONS |

GRADE CODE: 1 - SLIGHT 2 - MODERATE 3 - SEVERE P - PRESENT

STUDY DAYS: 0 THROUGH 89

| ANIMAL | SEX | GROUP | CATEGORY | STUDY DAY | TIME | GRADE | OBSERVATIONS |
|---|---|---|---|---|---|---|---|
| 10471 | M | 25 MG/KG/DAY | NORMAL | 87 | 10:40 | P | NO SIGNIFICANT CLINICAL OBSERVATIONS |
| | | | | 88 | 6:52 | P | NO SIGNIFICANT CLINICAL OBSERVATIONS |
| | | | | 88 | 9:15 | P | NO SIGNIFICANT CLINICAL OBSERVATIONS |
| | | | | 89 | 6:23 | P | NO SIGNIFICANT CLINICAL OBSERVATIONS |
| | | | | 89 | 7:48 | P | NO SIGNIFICANT CLINICAL OBSERVATIONS |
| 10471 | M | 25 MG/KG/DAY | SPECIAL | 78 | 9:40 | P | SWOLLEN FACIAL AREA |
| | | | | 78 | 11:33 | P | SWOLLEN FACIAL AREA |
| | | | | 86 | 7:29 | P | SWOLLEN FACIAL AREA |
| 10473 | M | 25 MG/KG/DAY | NORMAL | 0 | 10:29 | P | NO SIGNIFICANT CLINICAL OBSERVATIONS |
| | | | | 0 | 12:52 | P | NO SIGNIFICANT CLINICAL OBSERVATIONS |
| | | | | 1 | 7:49 | P | NO SIGNIFICANT CLINICAL OBSERVATIONS |
| | | | | 1 | 9:37 | P | NO SIGNIFICANT CLINICAL OBSERVATIONS |
| | | | | 2 | 9:21 | P | NO SIGNIFICANT CLINICAL OBSERVATIONS |
| | | | | 2 | 11:18 | P | NO SIGNIFICANT CLINICAL OBSERVATIONS |
| | | | | 3 | 9:21 | P | NO SIGNIFICANT CLINICAL OBSERVATIONS |
| | | | | 3 | 11:20 | P | NO SIGNIFICANT CLINICAL OBSERVATIONS |
| | | | | 4 | 7:03 | P | NO SIGNIFICANT CLINICAL OBSERVATIONS |
| | | | | 4 | 8:56 | P | NO SIGNIFICANT CLINICAL OBSERVATIONS |
| | | | | 7 | 9:45 | P | NO SIGNIFICANT CLINICAL OBSERVATIONS |
| | | | | 7 | 11:46 | P | NO SIGNIFICANT CLINICAL OBSERVATIONS |
| | | | | 8 | 8:44 | P | NO SIGNIFICANT CLINICAL OBSERVATIONS |
| | | | | 8 | 10:40 | P | NO SIGNIFICANT CLINICAL OBSERVATIONS |
| | | | | 9 | 9:42 | P | NO SIGNIFICANT CLINICAL OBSERVATIONS |
| | | | | 9 | 11:26 | P | NO SIGNIFICANT CLINICAL OBSERVATIONS |
| | | | | 10 | 8:48 | P | NO SIGNIFICANT CLINICAL OBSERVATIONS |
| | | | | 10 | 10:20 | P | NO SIGNIFICANT CLINICAL OBSERVATIONS |
| | | | | 14 | 9:34 | P | NO SIGNIFICANT CLINICAL OBSERVATIONS |
| | | | | 14 | 12:12 | P | NO SIGNIFICANT CLINICAL OBSERVATIONS |
| | | | | 15 | 9:06 | P | NO SIGNIFICANT CLINICAL OBSERVATIONS |

GRADE CODE: 1 - SLIGHT 2 - MODERATE 3 - SEVERE P - PRESENT

TABLE A3 (DOSING DAY OBSERVATIONS)
A 90-DAY DERMAL STUDY UTILIZING CLARIFIED OILS IN RATS
INDIVIDUAL CLINICAL OBSERVATIONS



STUDY DAYS: 0 THROUGH 89

| ANIMAL | SEX | GROUP | CATEGORY | STUDY DAY | TIME | GRADE | OBSERVATIONS |
|---|---|---|---|---|---|---|---|
| 10473 | M | 25 MG/KG/DAY | NORMAL | 15 | 10:42 | P | NO SIGNIFICANT CLINICAL OBSERVATIONS |
| | | | | 16 | 8:40 | P | NO SIGNIFICANT CLINICAL OBSERVATIONS |
| | | | | 16 | 10:12 | P | NO SIGNIFICANT CLINICAL OBSERVATIONS |
| | | | | 17 | 8:50 | P | NO SIGNIFICANT CLINICAL OBSERVATIONS |
| | | | | 17 | 10:29 | P | NO SIGNIFICANT CLINICAL OBSERVATIONS |
| | | | | 18 | 6:57 | P | NO SIGNIFICANT CLINICAL OBSERVATIONS |
| | | | | 18 | 9:01 | P | NO SIGNIFICANT CLINICAL OBSERVATIONS |
| | | | | 21 | 9:29 | P | NO SIGNIFICANT CLINICAL OBSERVATIONS |
| | | | | 21 | 11:36 | P | NO SIGNIFICANT CLINICAL OBSERVATIONS |
| | | | | 22 | 7:41 | P | NO SIGNIFICANT CLINICAL OBSERVATIONS |
| | | | | 22 | 9:40 | P | NO SIGNIFICANT CLINICAL OBSERVATIONS |
| | | | | 23 | 7:28 | P | NO SIGNIFICANT CLINICAL OBSERVATIONS |
| | | | | 23 | 9:17 | P | NO SIGNIFICANT CLINICAL OBSERVATIONS |
| | | | | 24 | 8:11 | P | NO SIGNIFICANT CLINICAL OBSERVATIONS |
| | | | | 24 | 9:31 | P | NO SIGNIFICANT CLINICAL OBSERVATIONS |
| | | | | 25 | 7:22 | P | NO SIGNIFICANT CLINICAL OBSERVATIONS |
| | | | | 25 | 9:23 | P | NO SIGNIFICANT CLINICAL OBSERVATIONS |
| | | | | 28 | 9:23 | P | NO SIGNIFICANT CLINICAL OBSERVATIONS |
| | | | | 28 | 11:46 | P | NO SIGNIFICANT CLINICAL OBSERVATIONS |
| | | | | 29 | 7:47 | P | NO SIGNIFICANT CLINICAL OBSERVATIONS |
| | | | | 29 | 9:47 | P | NO SIGNIFICANT CLINICAL OBSERVATIONS |
| | | | | 30 | 7:37 | P | NO SIGNIFICANT CLINICAL OBSERVATIONS |
| | | | | 30 | 9:26 | P | NO SIGNIFICANT CLINICAL OBSERVATIONS |
| | | | | 31 | 7:53 | P | NO SIGNIFICANT CLINICAL OBSERVATIONS |
| | | | | 31 | 9:10 | P | NO SIGNIFICANT CLINICAL OBSERVATIONS |
| | | | | 32 | 7:32 | P | NO SIGNIFICANT CLINICAL OBSERVATIONS |
| | | | | 32 | 9:57 | P | NO SIGNIFICANT CLINICAL OBSERVATIONS |
| | | | | 35 | 9:18 | P | NO SIGNIFICANT CLINICAL OBSERVATIONS |
| | | | | 35 | 11:04 | P | NO SIGNIFICANT CLINICAL OBSERVATIONS |

GRADE CODE: 1 - SLIGHT 2 - MODERATE 3 - SEVERE P - PRESENT

STUDY DAYS: 0 THROUGH 89

| ANIMAL | SEX | GROUP | CATEGORY | STUDY DAY | TIME | GRADE | OBSERVATIONS |
|---|---|---|---|---|---|---|---|
| 10473 | M | 25 MG/KG/DAY | NORMAL | 36 | 8:33 | P | NO SIGNIFICANT CLINICAL OBSERVATIONS |
| | | | | 36 | 10:19 | P | NO SIGNIFICANT CLINICAL OBSERVATIONS |
| | | | | 37 | 8:31 | P | NO SIGNIFICANT CLINICAL OBSERVATIONS |
| | | | | 37 | 10:09 | P | NO SIGNIFICANT CLINICAL OBSERVATIONS |
| | | | | 38 | 8:27 | P | NO SIGNIFICANT CLINICAL OBSERVATIONS |
| | | | | 38 | 10:11 | P | NO SIGNIFICANT CLINICAL OBSERVATIONS |
| | | | | 39 | 7:16 | P | NO SIGNIFICANT CLINICAL OBSERVATIONS |
| | | | | 39 | 9:17 | P | NO SIGNIFICANT CLINICAL OBSERVATIONS |
| | | | | 42 | 10:57 | P | NO SIGNIFICANT CLINICAL OBSERVATIONS |
| | | | | 43 | 8:31 | P | NO SIGNIFICANT CLINICAL OBSERVATIONS |
| | | | | 43 | 10:18 | P | NO SIGNIFICANT CLINICAL OBSERVATIONS |
| | | | | 44 | 8:03 | P | NO SIGNIFICANT CLINICAL OBSERVATIONS |
| | | | | 44 | 9:48 | P | NO SIGNIFICANT CLINICAL OBSERVATIONS |
| | | | | 45 | 8:29 | P | NO SIGNIFICANT CLINICAL OBSERVATIONS |
| | | | | 45 | 9:58 | P | NO SIGNIFICANT CLINICAL OBSERVATIONS |
| | | | | 46 | 6:57 | P | NO SIGNIFICANT CLINICAL OBSERVATIONS |
| | | | | 46 | 8:54 | P | NO SIGNIFICANT CLINICAL OBSERVATIONS |
| | | | | 49 | 9:37 | P | NO SIGNIFICANT CLINICAL OBSERVATIONS |
| | | | | 49 | 12:07 | P | NO SIGNIFICANT CLINICAL OBSERVATIONS |
| | | | | 50 | 8:36 | P | NO SIGNIFICANT CLINICAL OBSERVATIONS |
| | | | | 50 | 10:50 | P | NO SIGNIFICANT CLINICAL OBSERVATIONS |
| | | | | 51 | 8:00 | P | NO SIGNIFICANT CLINICAL OBSERVATIONS |
| | | | | 51 | 9:55 | P | NO SIGNIFICANT CLINICAL OBSERVATIONS |
| | | | | 52 | 9:17 | P | NO SIGNIFICANT CLINICAL OBSERVATIONS |
| | | | | 52 | 11:36 | P | NO SIGNIFICANT CLINICAL OBSERVATIONS |
| | | | | 53 | 7:03 | P | NO SIGNIFICANT CLINICAL OBSERVATIONS |
| | | | | 53 | 9:12 | P | NO SIGNIFICANT CLINICAL OBSERVATIONS |
| | | | | 56 | 9:06 | P | NO SIGNIFICANT CLINICAL OBSERVATIONS |
| | | | | 56 | 11:00 | P | NO SIGNIFICANT CLINICAL OBSERVATIONS |

GRADE CODE: 1 - SLIGHT 2 - MODERATE 3 - SEVERE P - PRESENT

STUDY DAYS: 0 THROUGH 89

| ANIMAL | SEX | GROUP | CATEGORY | STUDY DAY | TIME | GRADE | OBSERVATIONS |
|---|---|---|---|---|---|---|---|
| 10473 | M | 25 MG/KG/DAY | NORMAL | 57 | 9:08 | P | NO SIGNIFICANT CLINICAL OBSERVATIONS |
| | | | | 57 | 10:34 | P | NO SIGNIFICANT CLINICAL OBSERVATIONS |
| | | | | 58 | 7:42 | P | NO SIGNIFICANT CLINICAL OBSERVATIONS |
| | | | | 58 | 9:27 | P | NO SIGNIFICANT CLINICAL OBSERVATIONS |
| | | | | 59 | 7:25 | P | NO SIGNIFICANT CLINICAL OBSERVATIONS |
| | | | | 59 | 9:05 | P | NO SIGNIFICANT CLINICAL OBSERVATIONS |
| | | | | 60 | 7:42 | P | NO SIGNIFICANT CLINICAL OBSERVATIONS |
| | | | | 60 | 9:47 | P | NO SIGNIFICANT CLINICAL OBSERVATIONS |
| | | | | 63 | 12:03 | P | NO SIGNIFICANT CLINICAL OBSERVATIONS |
| | | | | 63 | 14:19 | P | NO SIGNIFICANT CLINICAL OBSERVATIONS |
| | | | | 64 | 8:42 | P | NO SIGNIFICANT CLINICAL OBSERVATIONS |
| | | | | 64 | 10:15 | P | NO SIGNIFICANT CLINICAL OBSERVATIONS |
| | | | | 65 | 8:50 | P | NO SIGNIFICANT CLINICAL OBSERVATIONS |
| | | | | 65 | 10:56 | P | NO SIGNIFICANT CLINICAL OBSERVATIONS |
| | | | | 66 | 8:23 | P | NO SIGNIFICANT CLINICAL OBSERVATIONS |
| | | | | 66 | 9:50 | P | NO SIGNIFICANT CLINICAL OBSERVATIONS |
| | | | | 67 | 7:34 | P | NO SIGNIFICANT CLINICAL OBSERVATIONS |
| | | | | 67 | 9:17 | P | NO SIGNIFICANT CLINICAL OBSERVATIONS |
| | | | | 70 | 8:07 | P | NO SIGNIFICANT CLINICAL OBSERVATIONS |
| | | | | 70 | 10:50 | P | NO SIGNIFICANT CLINICAL OBSERVATIONS |
| | | | | 71 | 8:16 | P | NO SIGNIFICANT CLINICAL OBSERVATIONS |
| | | | | 71 | 9:47 | P | NO SIGNIFICANT CLINICAL OBSERVATIONS |
| | | | | 72 | 7:32 | P | NO SIGNIFICANT CLINICAL OBSERVATIONS |
| | | | | 72 | 9:05 | P | NO SIGNIFICANT CLINICAL OBSERVATIONS |
| | | | | 73 | 7:32 | P | NO SIGNIFICANT CLINICAL OBSERVATIONS |
| | | | | 73 | 9:14 | P | NO SIGNIFICANT CLINICAL OBSERVATIONS |
| | | | | 74 | 7:18 | P | NO SIGNIFICANT CLINICAL OBSERVATIONS |
| | | | | 74 | 9:25 | P | NO SIGNIFICANT CLINICAL OBSERVATIONS |
| | | | | 77 | 8:32 | P | NO SIGNIFICANT CLINICAL OBSERVATIONS |

GRADE CODE: 1 - SLIGHT 2 - MODERATE 3 - SEVERE P - PRESENT

STUDY DAYS: 0 THROUGH 89

| ANIMAL | SEX | GROUP | CATEGORY | STUDY DAY | TIME | GRADE | OBSERVATIONS |
|---|---|---|---|---|---|---|---|
| 10473 | M | 25 MG/KG/DAY | NORMAL | 77 | 11:37 | P | NO SIGNIFICANT CLINICAL OBSERVATIONS |
| | | | | 78 | 9:41 | P | NO SIGNIFICANT CLINICAL OBSERVATIONS |
| | | | | 78 | 11:33 | P | NO SIGNIFICANT CLINICAL OBSERVATIONS |
| | | | | 79 | 7:23 | P | NO SIGNIFICANT CLINICAL OBSERVATIONS |
| | | | | 79 | 8:59 | P | NO SIGNIFICANT CLINICAL OBSERVATIONS |
| | | | | 80 | 8:56 | P | NO SIGNIFICANT CLINICAL OBSERVATIONS |
| | | | | 80 | 10:39 | P | NO SIGNIFICANT CLINICAL OBSERVATIONS |
| | | | | 81 | 7:35 | P | NO SIGNIFICANT CLINICAL OBSERVATIONS |
| | | | | 81 | 9:26 | P | NO SIGNIFICANT CLINICAL OBSERVATIONS |
| | | | | 85 | 7:41 | P | NO SIGNIFICANT CLINICAL OBSERVATIONS |
| | | | | 85 | 9:43 | P | NO SIGNIFICANT CLINICAL OBSERVATIONS |
| | | | | 86 | 7:29 | P | NO SIGNIFICANT CLINICAL OBSERVATIONS |
| | | | | 86 | 9:28 | P | NO SIGNIFICANT CLINICAL OBSERVATIONS |
| | | | | 87 | 8:49 | P | NO SIGNIFICANT CLINICAL OBSERVATIONS |
| | | | | 87 | 10:40 | P | NO SIGNIFICANT CLINICAL OBSERVATIONS |
| | | | | 88 | 6:52 | P | NO SIGNIFICANT CLINICAL OBSERVATIONS |
| | | | | 88 | 9:15 | P | NO SIGNIFICANT CLINICAL OBSERVATIONS |
| | | | | 89 | 6:23 | P | NO SIGNIFICANT CLINICAL OBSERVATIONS |
| | | | | 89 | 7:48 | P | NO SIGNIFICANT CLINICAL OBSERVATIONS |
| 10424 | M | 50 MG/KG/DAY | NORMAL | 0 | 10:34 | P | NO SIGNIFICANT CLINICAL OBSERVATIONS |
| | | | | 0 | 12:53 | P | NO SIGNIFICANT CLINICAL OBSERVATIONS |
| | | | | 1 | 7:52 | P | NO SIGNIFICANT CLINICAL OBSERVATIONS |
| | | | | 1 | 9:39 | P | NO SIGNIFICANT CLINICAL OBSERVATIONS |
| | | | | 2 | 9:23 | P | NO SIGNIFICANT CLINICAL OBSERVATIONS |
| | | | | 2 | 11:20 | P | NO SIGNIFICANT CLINICAL OBSERVATIONS |
| | | | | 3 | 9:24 | P | NO SIGNIFICANT CLINICAL OBSERVATIONS |
| | | | | 3 | 11:23 | P | NO SIGNIFICANT CLINICAL OBSERVATIONS |
| | | | | 4 | 7:05 | P | NO SIGNIFICANT CLINICAL OBSERVATIONS |
| | | | | 4 | 8:58 | P | NO SIGNIFICANT CLINICAL OBSERVATIONS |

GRADE CODE: 1 - SLIGHT 2 - MODERATE 3 - SEVERE P - PRESENT

STUDY DAYS: 0 THROUGH 89

| ANIMAL | SEX | GROUP | CATEGORY | STUDY DAY | TIME | GRADE | OBSERVATIONS |
|---|---|---|---|---|---|---|---|
| 10424 | M | 50 MG/KG/DAY | NORMAL | 7 | 9:51 | P | NO SIGNIFICANT CLINICAL OBSERVATIONS |
| | | | | 7 | 11:48 | P | NO SIGNIFICANT CLINICAL OBSERVATIONS |
| | | | | 8 | 8:47 | P | NO SIGNIFICANT CLINICAL OBSERVATIONS |
| | | | | 8 | 10:42 | P | NO SIGNIFICANT CLINICAL OBSERVATIONS |
| | | | | 9 | 9:45 | P | NO SIGNIFICANT CLINICAL OBSERVATIONS |
| | | | | 9 | 11:28 | P | NO SIGNIFICANT CLINICAL OBSERVATIONS |
| | | | | 10 | 8:51 | P | NO SIGNIFICANT CLINICAL OBSERVATIONS |
| | | | | 10 | 10:22 | P | NO SIGNIFICANT CLINICAL OBSERVATIONS |
| | | | | 14 | 9:38 | P | NO SIGNIFICANT CLINICAL OBSERVATIONS |
| | | | | 14 | 12:14 | P | NO SIGNIFICANT CLINICAL OBSERVATIONS |
| | | | | 15 | 9:08 | P | NO SIGNIFICANT CLINICAL OBSERVATIONS |
| | | | | 15 | 10:45 | P | NO SIGNIFICANT CLINICAL OBSERVATIONS |
| | | | | 16 | 8:43 | P | NO SIGNIFICANT CLINICAL OBSERVATIONS |
| | | | | 16 | 10:17 | P | NO SIGNIFICANT CLINICAL OBSERVATIONS |
| | | | | 17 | 8:52 | P | NO SIGNIFICANT CLINICAL OBSERVATIONS |
| | | | | 17 | 10:31 | P | NO SIGNIFICANT CLINICAL OBSERVATIONS |
| | | | | 18 | 7:00 | P | NO SIGNIFICANT CLINICAL OBSERVATIONS |
| | | | | 18 | 9:03 | P | NO SIGNIFICANT CLINICAL OBSERVATIONS |
| | | | | 21 | 9:32 | P | NO SIGNIFICANT CLINICAL OBSERVATIONS |
| | | | | 21 | 11:38 | P | NO SIGNIFICANT CLINICAL OBSERVATIONS |
| | | | | 22 | 7:43 | P | NO SIGNIFICANT CLINICAL OBSERVATIONS |
| | | | | 22 | 9:42 | P | NO SIGNIFICANT CLINICAL OBSERVATIONS |
| | | | | 23 | 7:31 | P | NO SIGNIFICANT CLINICAL OBSERVATIONS |
| | | | | 23 | 9:21 | P | NO SIGNIFICANT CLINICAL OBSERVATIONS |
| | | | | 24 | 8:12 | P | NO SIGNIFICANT CLINICAL OBSERVATIONS |
| | | | | 24 | 9:33 | P | NO SIGNIFICANT CLINICAL OBSERVATIONS |
| | | | | 25 | 7:24 | P | NO SIGNIFICANT CLINICAL OBSERVATIONS |
| | | | | 25 | 9:26 | P | NO SIGNIFICANT CLINICAL OBSERVATIONS |
| | | | | 28 | 9:26 | P | NO SIGNIFICANT CLINICAL OBSERVATIONS |

GRADE CODE: 1 - SLIGHT 2 - MODERATE 3 - SEVERE P - PRESENT

STUDY DAYS: 0 THROUGH 89

| ANIMAL | SEX | GROUP | CATEGORY | STUDY DAY | TIME | GRADE | OBSERVATIONS |
|---|---|---|---|---|---|---|---|
| 10424 | M | 50 MG/KG/DAY | NORMAL | 28 | 11:48 | P | NO SIGNIFICANT CLINICAL OBSERVATIONS |
| | | | | 29 | 7:48 | P | NO SIGNIFICANT CLINICAL OBSERVATIONS |
| | | | | 29 | 9:49 | P | NO SIGNIFICANT CLINICAL OBSERVATIONS |
| | | | | 30 | 7:39 | P | NO SIGNIFICANT CLINICAL OBSERVATIONS |
| | | | | 30 | 9:28 | P | NO SIGNIFICANT CLINICAL OBSERVATIONS |
| | | | | 31 | 7:54 | P | NO SIGNIFICANT CLINICAL OBSERVATIONS |
| | | | | 31 | 9:13 | P | NO SIGNIFICANT CLINICAL OBSERVATIONS |
| | | | | 32 | 7:34 | P | NO SIGNIFICANT CLINICAL OBSERVATIONS |
| | | | | 32 | 9:59 | P | NO SIGNIFICANT CLINICAL OBSERVATIONS |
| | | | | 35 | 9:19 | P | NO SIGNIFICANT CLINICAL OBSERVATIONS |
| | | | | 35 | 11:14 | P | NO SIGNIFICANT CLINICAL OBSERVATIONS |
| | | | | 36 | 8:46 | P | NO SIGNIFICANT CLINICAL OBSERVATIONS |
| | | | | 36 | 10:20 | P | NO SIGNIFICANT CLINICAL OBSERVATIONS |
| | | | | 37 | 8:32 | P | NO SIGNIFICANT CLINICAL OBSERVATIONS |
| | | | | 37 | 10:11 | P | NO SIGNIFICANT CLINICAL OBSERVATIONS |
| | | | | 38 | 8:29 | P | NO SIGNIFICANT CLINICAL OBSERVATIONS |
| | | | | 38 | 10:12 | P | NO SIGNIFICANT CLINICAL OBSERVATIONS |
| | | | | 39 | 7:18 | P | NO SIGNIFICANT CLINICAL OBSERVATIONS |
| | | | | 39 | 9:20 | P | NO SIGNIFICANT CLINICAL OBSERVATIONS |
| | | | | 42 | 11:14 | P | NO SIGNIFICANT CLINICAL OBSERVATIONS |
| | | | | 43 | 8:34 | P | NO SIGNIFICANT CLINICAL OBSERVATIONS |
| | | | | 43 | 10:21 | P | NO SIGNIFICANT CLINICAL OBSERVATIONS |
| | | | | 44 | 8:05 | P | NO SIGNIFICANT CLINICAL OBSERVATIONS |
| | | | | 44 | 9:51 | P | NO SIGNIFICANT CLINICAL OBSERVATIONS |
| | | | | 45 | 8:30 | P | NO SIGNIFICANT CLINICAL OBSERVATIONS |
| | | | | 45 | 9:59 | P | NO SIGNIFICANT CLINICAL OBSERVATIONS |
| | | | | 46 | 6:59 | P | NO SIGNIFICANT CLINICAL OBSERVATIONS |
| | | | | 46 | 8:57 | P | NO SIGNIFICANT CLINICAL OBSERVATIONS |
| | | | | 49 | 9:40 | P | NO SIGNIFICANT CLINICAL OBSERVATIONS |

GRADE CODE: 1 - SLIGHT 2 - MODERATE 3 - SEVERE P - PRESENT

STUDY DAYS: 0 THROUGH 89

| ANIMAL | SEX | GROUP | CATEGORY | STUDY DAY | TIME | GRADE | OBSERVATIONS |
|---|---|---|---|---|---|---|---|
| 10424 | M | 50 MG/KG/DAY | NORMAL | 49 | 12:09 | P | NO SIGNIFICANT CLINICAL OBSERVATIONS |
| | | | | 50 | 8:39 | P | NO SIGNIFICANT CLINICAL OBSERVATIONS |
| | | | | 50 | 10:52 | P | NO SIGNIFICANT CLINICAL OBSERVATIONS |
| | | | | 51 | 8:02 | P | NO SIGNIFICANT CLINICAL OBSERVATIONS |
| | | | | 51 | 9:58 | P | NO SIGNIFICANT CLINICAL OBSERVATIONS |
| | | | | 52 | 9:20 | P | NO SIGNIFICANT CLINICAL OBSERVATIONS |
| | | | | 52 | 11:38 | P | NO SIGNIFICANT CLINICAL OBSERVATIONS |
| | | | | 53 | 7:06 | P | NO SIGNIFICANT CLINICAL OBSERVATIONS |
| | | | | 53 | 9:13 | P | NO SIGNIFICANT CLINICAL OBSERVATIONS |
| | | | | 56 | 9:09 | P | NO SIGNIFICANT CLINICAL OBSERVATIONS |
| | | | | 56 | 11:10 | P | NO SIGNIFICANT CLINICAL OBSERVATIONS |
| | | | | 57 | 9:11 | P | NO SIGNIFICANT CLINICAL OBSERVATIONS |
| | | | | 57 | 10:39 | P | NO SIGNIFICANT CLINICAL OBSERVATIONS |
| | | | | 58 | 7:46 | P | NO SIGNIFICANT CLINICAL OBSERVATIONS |
| | | | | 58 | 9:33 | P | NO SIGNIFICANT CLINICAL OBSERVATIONS |
| | | | | 59 | 7:28 | P | NO SIGNIFICANT CLINICAL OBSERVATIONS |
| | | | | 59 | 9:08 | P | NO SIGNIFICANT CLINICAL OBSERVATIONS |
| | | | | 60 | 7:45 | P | NO SIGNIFICANT CLINICAL OBSERVATIONS |
| | | | | 60 | 9:48 | P | NO SIGNIFICANT CLINICAL OBSERVATIONS |
| | | | | 63 | 12:05 | P | NO SIGNIFICANT CLINICAL OBSERVATIONS |
| | | | | 63 | 14:23 | P | NO SIGNIFICANT CLINICAL OBSERVATIONS |
| | | | | 64 | 8:45 | P | NO SIGNIFICANT CLINICAL OBSERVATIONS |
| | | | | 64 | 10:17 | P | NO SIGNIFICANT CLINICAL OBSERVATIONS |
| | | | | 65 | 8:52 | P | NO SIGNIFICANT CLINICAL OBSERVATIONS |
| | | | | 65 | 10:57 | P | NO SIGNIFICANT CLINICAL OBSERVATIONS |
| | | | | 66 | 8:25 | P | NO SIGNIFICANT CLINICAL OBSERVATIONS |
| | | | | 66 | 9:52 | P | NO SIGNIFICANT CLINICAL OBSERVATIONS |
| | | | | 67 | 7:35 | P | NO SIGNIFICANT CLINICAL OBSERVATIONS |
| | | | | 67 | 9:20 | P | NO SIGNIFICANT CLINICAL OBSERVATIONS |

GRADE CODE: 1 - SLIGHT 2 - MODERATE 3 - SEVERE P - PRESENT

STUDY DAYS: 0 THROUGH 89

| ANIMAL | SEX | GROUP | CATEGORY | STUDY DAY | TIME | GRADE | OBSERVATIONS |
|---|---|---|---|---|---|---|---|
| 10424 | M | 50 MG/KG/DAY | NORMAL | 70 | 8:07 | P | NO SIGNIFICANT CLINICAL OBSERVATIONS |
| | | | | 70 | 10:51 | P | NO SIGNIFICANT CLINICAL OBSERVATIONS |
| | | | | 71 | 8:19 | P | NO SIGNIFICANT CLINICAL OBSERVATIONS |
| | | | | 71 | 9:51 | P | NO SIGNIFICANT CLINICAL OBSERVATIONS |
| | | | | 72 | 7:34 | P | NO SIGNIFICANT CLINICAL OBSERVATIONS |
| | | | | 72 | 9:07 | P | NO SIGNIFICANT CLINICAL OBSERVATIONS |
| | | | | 73 | 7:34 | P | NO SIGNIFICANT CLINICAL OBSERVATIONS |
| | | | | 73 | 9:17 | P | NO SIGNIFICANT CLINICAL OBSERVATIONS |
| | | | | 74 | 7:20 | P | NO SIGNIFICANT CLINICAL OBSERVATIONS |
| | | | | 74 | 9:29 | P | NO SIGNIFICANT CLINICAL OBSERVATIONS |
| | | | | 77 | 8:35 | P | NO SIGNIFICANT CLINICAL OBSERVATIONS |
| | | | | 77 | 11:39 | P | NO SIGNIFICANT CLINICAL OBSERVATIONS |
| | | | | 78 | 9:43 | P | NO SIGNIFICANT CLINICAL OBSERVATIONS |
| | | | | 78 | 11:35 | P | NO SIGNIFICANT CLINICAL OBSERVATIONS |
| | | | | 79 | 7:26 | P | NO SIGNIFICANT CLINICAL OBSERVATIONS |
| | | | | 79 | 9:02 | P | NO SIGNIFICANT CLINICAL OBSERVATIONS |
| | | | | 80 | 8:58 | P | NO SIGNIFICANT CLINICAL OBSERVATIONS |
| | | | | 80 | 10:41 | P | NO SIGNIFICANT CLINICAL OBSERVATIONS |
| | | | | 81 | 7:37 | P | NO SIGNIFICANT CLINICAL OBSERVATIONS |
| | | | | 81 | 9:28 | P | NO SIGNIFICANT CLINICAL OBSERVATIONS |
| | | | | 84 | 9:06 | P | NO SIGNIFICANT CLINICAL OBSERVATIONS |
| | | | | 84 | 10:55 | P | NO SIGNIFICANT CLINICAL OBSERVATIONS |
| | | | | 85 | 7:43 | P | NO SIGNIFICANT CLINICAL OBSERVATIONS |
| | | | | 85 | 9:45 | P | NO SIGNIFICANT CLINICAL OBSERVATIONS |
| | | | | 86 | 7:31 | P | NO SIGNIFICANT CLINICAL OBSERVATIONS |
| | | | | 86 | 9:29 | P | NO SIGNIFICANT CLINICAL OBSERVATIONS |
| | | | | 87 | 8:50 | P | NO SIGNIFICANT CLINICAL OBSERVATIONS |
| | | | | 87 | 10:43 | P | NO SIGNIFICANT CLINICAL OBSERVATIONS |
| | | | | 88 | 6:55 | P | NO SIGNIFICANT CLINICAL OBSERVATIONS |

GRADE CODE: 1 - SLIGHT 2 - MODERATE 3 - SEVERE P - PRESENT

STUDY DAYS: 0 THROUGH 89

| ANIMAL | SEX | GROUP | CATEGORY | STUDY DAY | TIME | GRADE | OBSERVATIONS |
|---|---|---|---|---|---|---|---|
| 10424 | M | 50 MG/KG/DAY | NORMAL | 88 | 9:17 | P | NO SIGNIFICANT CLINICAL OBSERVATIONS |
| 10427 | M | 50 MG/KG/DAY | NORMAL | 0 | 10:34 | P | NO SIGNIFICANT CLINICAL OBSERVATIONS |
| | | | | 0 | 12:53 | P | NO SIGNIFICANT CLINICAL OBSERVATIONS |
| | | | | 1 | 7:52 | P | NO SIGNIFICANT CLINICAL OBSERVATIONS |
| | | | | 1 | 9:39 | P | NO SIGNIFICANT CLINICAL OBSERVATIONS |
| | | | | 2 | 9:24 | P | NO SIGNIFICANT CLINICAL OBSERVATIONS |
| | | | | 2 | 11:20 | P | NO SIGNIFICANT CLINICAL OBSERVATIONS |
| | | | | 3 | 9:25 | P | NO SIGNIFICANT CLINICAL OBSERVATIONS |
| | | | | 3 | 11:23 | P | NO SIGNIFICANT CLINICAL OBSERVATIONS |
| | | | | 4 | 7:06 | P | NO SIGNIFICANT CLINICAL OBSERVATIONS |
| | | | | 4 | 8:58 | P | NO SIGNIFICANT CLINICAL OBSERVATIONS |
| | | | | 7 | 9:51 | P | NO SIGNIFICANT CLINICAL OBSERVATIONS |
| | | | | 7 | 11:48 | P | NO SIGNIFICANT CLINICAL OBSERVATIONS |
| | | | | 8 | 8:47 | P | NO SIGNIFICANT CLINICAL OBSERVATIONS |
| | | | | 8 | 10:42 | P | NO SIGNIFICANT CLINICAL OBSERVATIONS |
| | | | | 9 | 9:45 | P | NO SIGNIFICANT CLINICAL OBSERVATIONS |
| | | | | 9 | 11:28 | P | NO SIGNIFICANT CLINICAL OBSERVATIONS |
| | | | | 10 | 8:51 | P | NO SIGNIFICANT CLINICAL OBSERVATIONS |
| | | | | 10 | 10:22 | P | NO SIGNIFICANT CLINICAL OBSERVATIONS |
| | | | | 11 | 7:09 | P | NO SIGNIFICANT CLINICAL OBSERVATIONS |
| | | | | 11 | 9:24 | P | NO SIGNIFICANT CLINICAL OBSERVATIONS |
| | | | | 14 | 9:38 | P | NO SIGNIFICANT CLINICAL OBSERVATIONS |
| | | | | 14 | 12:14 | P | NO SIGNIFICANT CLINICAL OBSERVATIONS |
| | | | | 15 | 9:08 | P | NO SIGNIFICANT CLINICAL OBSERVATIONS |
| | | | | 15 | 10:45 | P | NO SIGNIFICANT CLINICAL OBSERVATIONS |
| | | | | 16 | 8:43 | P | NO SIGNIFICANT CLINICAL OBSERVATIONS |
| | | | | 16 | 10:17 | P | NO SIGNIFICANT CLINICAL OBSERVATIONS |
| | | | | 17 | 8:52 | P | NO SIGNIFICANT CLINICAL OBSERVATIONS |
| | | | | 17 | 10:31 | P | NO SIGNIFICANT CLINICAL OBSERVATIONS |

GRADE CODE: 1 - SLIGHT 2 - MODERATE 3 - SEVERE P - PRESENT

STUDY DAYS: 0 THROUGH 89

| ANIMAL | SEX | GROUP | CATEGORY | STUDY DAY | TIME | GRADE | OBSERVATIONS |
|---|---|---|---|---|---|---|---|
| 10427 | M | 50 MG/KG/DAY | NORMAL | 18 | 7:00 | P | NO SIGNIFICANT CLINICAL OBSERVATIONS |
| | | | | 18 | 9:03 | P | NO SIGNIFICANT CLINICAL OBSERVATIONS |
| | | | | 21 | 9:32 | P | NO SIGNIFICANT CLINICAL OBSERVATIONS |
| | | | | 21 | 11:38 | P | NO SIGNIFICANT CLINICAL OBSERVATIONS |
| | | | | 22 | 7:43 | P | NO SIGNIFICANT CLINICAL OBSERVATIONS |
| | | | | 22 | 9:42 | P | NO SIGNIFICANT CLINICAL OBSERVATIONS |
| | | | | 23 | 7:31 | P | NO SIGNIFICANT CLINICAL OBSERVATIONS |
| | | | | 23 | 9:21 | P | NO SIGNIFICANT CLINICAL OBSERVATIONS |
| | | | | 24 | 8:12 | P | NO SIGNIFICANT CLINICAL OBSERVATIONS |
| | | | | 24 | 9:33 | P | NO SIGNIFICANT CLINICAL OBSERVATIONS |
| | | | | 25 | 7:24 | P | NO SIGNIFICANT CLINICAL OBSERVATIONS |
| | | | | 25 | 9:26 | P | NO SIGNIFICANT CLINICAL OBSERVATIONS |
| | | | | 28 | 9:26 | P | NO SIGNIFICANT CLINICAL OBSERVATIONS |
| | | | | 28 | 11:48 | P | NO SIGNIFICANT CLINICAL OBSERVATIONS |
| | | | | 29 | 7:48 | P | NO SIGNIFICANT CLINICAL OBSERVATIONS |
| | | | | 29 | 9:49 | P | NO SIGNIFICANT CLINICAL OBSERVATIONS |
| | | | | 30 | 7:39 | P | NO SIGNIFICANT CLINICAL OBSERVATIONS |
| | | | | 30 | 9:28 | P | NO SIGNIFICANT CLINICAL OBSERVATIONS |
| | | | | 31 | 7:54 | P | NO SIGNIFICANT CLINICAL OBSERVATIONS |
| | | | | 31 | 9:13 | P | NO SIGNIFICANT CLINICAL OBSERVATIONS |
| | | | | 32 | 7:34 | P | NO SIGNIFICANT CLINICAL OBSERVATIONS |
| | | | | 32 | 9:59 | P | NO SIGNIFICANT CLINICAL OBSERVATIONS |
| | | | | 35 | 9:19 | P | NO SIGNIFICANT CLINICAL OBSERVATIONS |
| | | | | 35 | 11:14 | P | NO SIGNIFICANT CLINICAL OBSERVATIONS |
| | | | | 36 | 8:46 | P | NO SIGNIFICANT CLINICAL OBSERVATIONS |
| | | | | 36 | 10:20 | P | NO SIGNIFICANT CLINICAL OBSERVATIONS |
| | | | | 37 | 8:33 | P | NO SIGNIFICANT CLINICAL OBSERVATIONS |
| | | | | 37 | 10:11 | P | NO SIGNIFICANT CLINICAL OBSERVATIONS |
| | | | | 38 | 8:29 | P | NO SIGNIFICANT CLINICAL OBSERVATIONS |

GRADE CODE: 1 - SLIGHT 2 - MODERATE 3 - SEVERE P - PRESENT

STUDY DAYS: 0 THROUGH 89

| ANIMAL | SEX | GROUP | CATEGORY | STUDY DAY | TIME | GRADE | OBSERVATIONS |
|---|---|---|---|---|---|---|---|
| 10427 | M | 50 MG/KG/DAY | NORMAL | 38 | 10:12 | P | NO SIGNIFICANT CLINICAL OBSERVATIONS |
| | | | | 39 | 7:18 | P | NO SIGNIFICANT CLINICAL OBSERVATIONS |
| | | | | 39 | 9:20 | P | NO SIGNIFICANT CLINICAL OBSERVATIONS |
| | | | | 42 | 11:14 | P | NO SIGNIFICANT CLINICAL OBSERVATIONS |
| | | | | 43 | 8:34 | P | NO SIGNIFICANT CLINICAL OBSERVATIONS |
| | | | | 43 | 10:21 | P | NO SIGNIFICANT CLINICAL OBSERVATIONS |
| | | | | 44 | 8:05 | P | NO SIGNIFICANT CLINICAL OBSERVATIONS |
| | | | | 44 | 9:51 | P | NO SIGNIFICANT CLINICAL OBSERVATIONS |
| | | | | 45 | 8:30 | P | NO SIGNIFICANT CLINICAL OBSERVATIONS |
| | | | | 45 | 10:00 | P | NO SIGNIFICANT CLINICAL OBSERVATIONS |
| | | | | 46 | 7:00 | P | NO SIGNIFICANT CLINICAL OBSERVATIONS |
| | | | | 46 | 8:57 | P | NO SIGNIFICANT CLINICAL OBSERVATIONS |
| | | | | 49 | 9:40 | P | NO SIGNIFICANT CLINICAL OBSERVATIONS |
| | | | | 49 | 12:09 | P | NO SIGNIFICANT CLINICAL OBSERVATIONS |
| | | | | 50 | 8:39 | P | NO SIGNIFICANT CLINICAL OBSERVATIONS |
| | | | | 50 | 10:52 | P | NO SIGNIFICANT CLINICAL OBSERVATIONS |
| | | | | 51 | 8:02 | P | NO SIGNIFICANT CLINICAL OBSERVATIONS |
| | | | | 51 | 9:58 | P | NO SIGNIFICANT CLINICAL OBSERVATIONS |
| | | | | 52 | 9:20 | P | NO SIGNIFICANT CLINICAL OBSERVATIONS |
| | | | | 52 | 11:38 | P | NO SIGNIFICANT CLINICAL OBSERVATIONS |
| | | | | 53 | 7:06 | P | NO SIGNIFICANT CLINICAL OBSERVATIONS |
| | | | | 53 | 9:13 | P | NO SIGNIFICANT CLINICAL OBSERVATIONS |
| | | | | 56 | 9:09 | P | NO SIGNIFICANT CLINICAL OBSERVATIONS |
| | | | | 56 | 11:10 | P | NO SIGNIFICANT CLINICAL OBSERVATIONS |
| | | | | 57 | 9:11 | P | NO SIGNIFICANT CLINICAL OBSERVATIONS |
| | | | | 57 | 10:39 | P | NO SIGNIFICANT CLINICAL OBSERVATIONS |
| | | | | 58 | 7:47 | P | NO SIGNIFICANT CLINICAL OBSERVATIONS |
| | | | | 58 | 9:33 | P | NO SIGNIFICANT CLINICAL OBSERVATIONS |
| | | | | 59 | 7:28 | P | NO SIGNIFICANT CLINICAL OBSERVATIONS |

GRADE CODE: 1 - SLIGHT 2 - MODERATE 3 - SEVERE P - PRESENT

STUDY DAYS: 0 THROUGH 89

| ANIMAL | SEX | GROUP | CATEGORY | STUDY DAY | TIME | GRADE | OBSERVATIONS |
|---|---|---|---|---|---|---|---|
| 10427 | M | 50 MG/KG/DAY | NORMAL | 59 | 9:08 | P | NO SIGNIFICANT CLINICAL OBSERVATIONS |
| | | | | 60 | 7:45 | P | NO SIGNIFICANT CLINICAL OBSERVATIONS |
| | | | | 60 | 9:48 | P | NO SIGNIFICANT CLINICAL OBSERVATIONS |
| | | | | 66 | 8:25 | P | NO SIGNIFICANT CLINICAL OBSERVATIONS |
| | | | | 66 | 9:53 | P | NO SIGNIFICANT CLINICAL OBSERVATIONS |
| | | | | 67 | 7:35 | P | NO SIGNIFICANT CLINICAL OBSERVATIONS |
| 10427 | M | 50 MG/KG/DAY | BODY/INTEGUMENT | 72 | 9:07 | P | THIN |
| | | | | 73 | 7:34 | P | THIN |
| | | | | 73 | 7:34 | P | DERMAL ATONIA |
| | | | | 73 | 9:17 | P | THIN |
| | | | | 73 | 9:17 | P | DERMAL ATONIA |
| | | | | 77 | 8:36 | P | DERMAL ATONIA |
| | | | | 77 | 8:36 | P | THIN |
| 10427 | M | 50 MG/KG/DAY | CARDIO-PULMONARY | 63 | 12:08 | P | EXTREMITIES PALE |
| | | | | 63 | 14:24 | P | EXTREMITIES PALE |
| | | | | 64 | 8:45 | P | EXTREMITIES PALE |
| | | | | 64 | 10:17 | P | EXTREMITIES PALE |
| | | | | 65 | 8:52 | P | EXTREMITIES PALE |
| | | | | 65 | 10:58 | P | EXTREMITIES PALE |
| | | | | 67 | 9:21 | P | EXTREMITIES PALE |
| | | | | 70 | 8:08 | P | BODY PALE |
| | | | | 70 | 8:08 | P | EXTREMITIES PALE |
| | | | | 70 | 10:51 | P | EXTREMITIES PALE |
| | | | | 71 | 8:19 | P | EXTREMITIES PALE |
| | | | | 71 | 8:19 | P | BODY PALE |
| | | | | 71 | 8:20 | P | EXTREMITIES COOL TO TOUCH |
| | | | | 71 | 9:52 | P | EXTREMITIES PALE |
| | | | | 71 | 9:52 | P | BODY PALE |
| | | | | 71 | 9:52 | P | EXTREMITIES COOL TO TOUCH |

GRADE CODE: 1 - SLIGHT 2 - MODERATE 3 - SEVERE P - PRESENT

STUDY DAYS: 0 THROUGH 89

| ANIMAL | SEX | GROUP | CATEGORY | STUDY DAY | TIME | GRADE | OBSERVATIONS |
|---|---|---|---|---|---|---|---|
| 10427 | M | 50 MG/KG/DAY | CARDIO-PULMONARY | 72 | 7:34 | P | EXTREMITIES PALE |
| | | | | 72 | 9:07 | P | EXTREMITIES PALE |
| | | | | 72 | 9:07 | P | BODY PALE |
| | | | | 73 | 7:34 | P | EXTREMITIES PALE |
| | | | | 73 | 7:34 | P | BODY PALE |
| | | | | 73 | 9:18 | P | EXTREMITIES PALE |
| | | | | 73 | 9:18 | P | BODY PALE |
| | | | | 74 | 7:20 | P | EXTREMITIES PALE |
| | | | | 74 | 9:30 | P | EXTREMITIES PALE |
| | | | | 74 | 9:30 | P | EXTREMITIES COOL TO TOUCH |
| | | | | 77 | 8:36 | P | EXTREMITIES PALE |
| | | | | 77 | 8:36 | P | BODY PALE |
| | | | | 77 | 8:36 | P | BODY COOL TO TOUCH |
| 10427 | M | 50 MG/KG/DAY | EYES/EARS/NOSE | 63 | 12:05 | P | DRIED RED MATERIAL AROUND NOSE |
| 10427 | M | 50 MG/KG/DAY | EXCRETA | 70 | 8:09 | P | DEFECATION DECREASED |
| | | | | 71 | 8:20 | P | DEFECATION DECREASED |
| | | | | 72 | 7:34 | P | DEFECATION DECREASED |
| | | | | 73 | 9:18 | P | DEFECATION DECREASED |
| | | | | 74 | 9:30 | P | DRIED YELLOW MATERIAL UROGENITAL AREA |
| | | | | 77 | 8:36 | P | DEFECATION DECREASED |
| | | | | 77 | 8:36 | P | WET YELLOW MATERIAL UROGENITAL AREA |
| | | | | 77 | 8:36 | P | WET YELLOW MATERIAL ANOGENITAL AREA |
| | | | | 77 | 8:36 | P | DRIED YELLOW MATERIAL HINDLIMB(S) |
| 10433 | M | 50 MG/KG/DAY | NORMAL | 0 | 10:34 | P | NO SIGNIFICANT CLINICAL OBSERVATIONS |
| | | | | 0 | 12:54 | P | NO SIGNIFICANT CLINICAL OBSERVATIONS |
| | | | | 1 | 7:52 | P | NO SIGNIFICANT CLINICAL OBSERVATIONS |
| | | | | 1 | 9:39 | P | NO SIGNIFICANT CLINICAL OBSERVATIONS |
| | | | | 2 | 9:24 | P | NO SIGNIFICANT CLINICAL OBSERVATIONS |
| | | | | 2 | 11:20 | P | NO SIGNIFICANT CLINICAL OBSERVATIONS |

GRADE CODE: 1 - SLIGHT 2 - MODERATE 3 - SEVERE P - PRESENT

STUDY DAYS: 0 THROUGH 89

| ANIMAL | SEX | GROUP | CATEGORY | STUDY DAY | TIME | GRADE | OBSERVATIONS |
|---|---|---|---|---|---|---|---|
| 10433 | M | 50 MG/KG/DAY | NORMAL | 3 | 9:25 | P | NO SIGNIFICANT CLINICAL OBSERVATIONS |
| | | | | 3 | 11:23 | P | NO SIGNIFICANT CLINICAL OBSERVATIONS |
| | | | | 4 | 7:06 | P | NO SIGNIFICANT CLINICAL OBSERVATIONS |
| | | | | 4 | 8:58 | P | NO SIGNIFICANT CLINICAL OBSERVATIONS |
| | | | | 7 | 9:51 | P | NO SIGNIFICANT CLINICAL OBSERVATIONS |
| | | | | 7 | 11:48 | P | NO SIGNIFICANT CLINICAL OBSERVATIONS |
| | | | | 8 | 8:47 | P | NO SIGNIFICANT CLINICAL OBSERVATIONS |
| | | | | 8 | 10:42 | P | NO SIGNIFICANT CLINICAL OBSERVATIONS |
| | | | | 9 | 9:45 | P | NO SIGNIFICANT CLINICAL OBSERVATIONS |
| | | | | 9 | 11:28 | P | NO SIGNIFICANT CLINICAL OBSERVATIONS |
| | | | | 10 | 8:51 | P | NO SIGNIFICANT CLINICAL OBSERVATIONS |
| | | | | 10 | 10:22 | P | NO SIGNIFICANT CLINICAL OBSERVATIONS |
| | | | | 14 | 9:38 | P | NO SIGNIFICANT CLINICAL OBSERVATIONS |
| | | | | 14 | 12:14 | P | NO SIGNIFICANT CLINICAL OBSERVATIONS |
| | | | | 15 | 9:08 | P | NO SIGNIFICANT CLINICAL OBSERVATIONS |
| | | | | 15 | 10:45 | P | NO SIGNIFICANT CLINICAL OBSERVATIONS |
| | | | | 16 | 8:43 | P | NO SIGNIFICANT CLINICAL OBSERVATIONS |
| | | | | 16 | 10:17 | P | NO SIGNIFICANT CLINICAL OBSERVATIONS |
| | | | | 17 | 8:53 | P | NO SIGNIFICANT CLINICAL OBSERVATIONS |
| | | | | 17 | 10:31 | P | NO SIGNIFICANT CLINICAL OBSERVATIONS |
| | | | | 18 | 7:00 | P | NO SIGNIFICANT CLINICAL OBSERVATIONS |
| | | | | 18 | 9:03 | P | NO SIGNIFICANT CLINICAL OBSERVATIONS |
| | | | | 21 | 9:32 | P | NO SIGNIFICANT CLINICAL OBSERVATIONS |
| | | | | 21 | 11:38 | P | NO SIGNIFICANT CLINICAL OBSERVATIONS |
| | | | | 22 | 7:44 | P | NO SIGNIFICANT CLINICAL OBSERVATIONS |
| | | | | 22 | 9:42 | P | NO SIGNIFICANT CLINICAL OBSERVATIONS |
| | | | | 23 | 7:31 | P | NO SIGNIFICANT CLINICAL OBSERVATIONS |
| | | | | 23 | 9:21 | P | NO SIGNIFICANT CLINICAL OBSERVATIONS |
| | | | | 24 | 8:12 | P | NO SIGNIFICANT CLINICAL OBSERVATIONS |

GRADE CODE: 1 - SLIGHT 2 - MODERATE 3 - SEVERE P - PRESENT

STUDY DAYS: 0 THROUGH 89

| ANIMAL | SEX | GROUP | CATEGORY | STUDY DAY | TIME | GRADE | OBSERVATIONS |
|---|---|---|---|---|---|---|---|
| 10433 | M | 50 MG/KG/DAY | NORMAL | 24 | 9:33 | P | NO SIGNIFICANT CLINICAL OBSERVATIONS |
| | | | | 25 | 7:24 | P | NO SIGNIFICANT CLINICAL OBSERVATIONS |
| | | | | 25 | 9:26 | P | NO SIGNIFICANT CLINICAL OBSERVATIONS |
| | | | | 28 | 9:26 | P | NO SIGNIFICANT CLINICAL OBSERVATIONS |
| | | | | 28 | 11:49 | P | NO SIGNIFICANT CLINICAL OBSERVATIONS |
| | | | | 29 | 7:48 | P | NO SIGNIFICANT CLINICAL OBSERVATIONS |
| | | | | 29 | 9:49 | P | NO SIGNIFICANT CLINICAL OBSERVATIONS |
| | | | | 30 | 7:40 | P | NO SIGNIFICANT CLINICAL OBSERVATIONS |
| | | | | 30 | 9:28 | P | NO SIGNIFICANT CLINICAL OBSERVATIONS |
| | | | | 31 | 7:54 | P | NO SIGNIFICANT CLINICAL OBSERVATIONS |
| | | | | 31 | 9:13 | P | NO SIGNIFICANT CLINICAL OBSERVATIONS |
| | | | | 32 | 7:34 | P | NO SIGNIFICANT CLINICAL OBSERVATIONS |
| | | | | 32 | 9:59 | P | NO SIGNIFICANT CLINICAL OBSERVATIONS |
| | | | | 35 | 9:20 | P | NO SIGNIFICANT CLINICAL OBSERVATIONS |
| | | | | 35 | 11:14 | P | NO SIGNIFICANT CLINICAL OBSERVATIONS |
| | | | | 36 | 8:46 | P | NO SIGNIFICANT CLINICAL OBSERVATIONS |
| | | | | 36 | 10:20 | P | NO SIGNIFICANT CLINICAL OBSERVATIONS |
| | | | | 37 | 8:33 | P | NO SIGNIFICANT CLINICAL OBSERVATIONS |
| | | | | 37 | 10:11 | P | NO SIGNIFICANT CLINICAL OBSERVATIONS |
| | | | | 38 | 8:29 | P | NO SIGNIFICANT CLINICAL OBSERVATIONS |
| | | | | 38 | 10:12 | P | NO SIGNIFICANT CLINICAL OBSERVATIONS |
| | | | | 39 | 7:18 | P | NO SIGNIFICANT CLINICAL OBSERVATIONS |
| | | | | 39 | 9:20 | P | NO SIGNIFICANT CLINICAL OBSERVATIONS |
| | | | | 42 | 11:15 | P | NO SIGNIFICANT CLINICAL OBSERVATIONS |
| | | | | 43 | 8:34 | P | NO SIGNIFICANT CLINICAL OBSERVATIONS |
| | | | | 43 | 10:21 | P | NO SIGNIFICANT CLINICAL OBSERVATIONS |
| | | | | 44 | 8:05 | P | NO SIGNIFICANT CLINICAL OBSERVATIONS |
| | | | | 44 | 9:51 | P | NO SIGNIFICANT CLINICAL OBSERVATIONS |
| | | | | 45 | 8:31 | P | NO SIGNIFICANT CLINICAL OBSERVATIONS |

GRADE CODE: 1 - SLIGHT 2 - MODERATE 3 - SEVERE P - PRESENT

STUDY DAYS: 0 THROUGH 89

| ANIMAL | SEX | GROUP | CATEGORY | STUDY DAY | TIME | GRADE | OBSERVATIONS |
|---|---|---|---|---|---|---|---|
| 10433 | M | 50 MG/KG/DAY | NORMAL | 45 | 10:00 | P | NO SIGNIFICANT CLINICAL OBSERVATIONS |
| | | | | 46 | 7:00 | P | NO SIGNIFICANT CLINICAL OBSERVATIONS |
| | | | | 46 | 8:57 | P | NO SIGNIFICANT CLINICAL OBSERVATIONS |
| | | | | 49 | 9:40 | P | NO SIGNIFICANT CLINICAL OBSERVATIONS |
| | | | | 49 | 12:10 | P | NO SIGNIFICANT CLINICAL OBSERVATIONS |
| | | | | 50 | 8:39 | P | NO SIGNIFICANT CLINICAL OBSERVATIONS |
| | | | | 50 | 10:52 | P | NO SIGNIFICANT CLINICAL OBSERVATIONS |
| | | | | 51 | 8:03 | P | NO SIGNIFICANT CLINICAL OBSERVATIONS |
| | | | | 52 | 9:20 | P | NO SIGNIFICANT CLINICAL OBSERVATIONS |
| | | | | 52 | 11:38 | P | NO SIGNIFICANT CLINICAL OBSERVATIONS |
| | | | | 53 | 7:06 | P | NO SIGNIFICANT CLINICAL OBSERVATIONS |
| | | | | 53 | 9:13 | P | NO SIGNIFICANT CLINICAL OBSERVATIONS |
| | | | | 56 | 9:10 | P | NO SIGNIFICANT CLINICAL OBSERVATIONS |
| | | | | 56 | 11:10 | P | NO SIGNIFICANT CLINICAL OBSERVATIONS |
| | | | | 57 | 9:11 | P | NO SIGNIFICANT CLINICAL OBSERVATIONS |
| | | | | 57 | 10:40 | P | NO SIGNIFICANT CLINICAL OBSERVATIONS |
| | | | | 58 | 7:47 | P | NO SIGNIFICANT CLINICAL OBSERVATIONS |
| | | | | 58 | 9:33 | P | NO SIGNIFICANT CLINICAL OBSERVATIONS |
| | | | | 59 | 7:28 | P | NO SIGNIFICANT CLINICAL OBSERVATIONS |
| | | | | 59 | 9:08 | P | NO SIGNIFICANT CLINICAL OBSERVATIONS |
| | | | | 60 | 7:45 | P | NO SIGNIFICANT CLINICAL OBSERVATIONS |
| | | | | 60 | 9:48 | P | NO SIGNIFICANT CLINICAL OBSERVATIONS |
| | | | | 67 | 7:36 | P | NO SIGNIFICANT CLINICAL OBSERVATIONS |
| 10433 | M | 50 MG/KG/DAY | CARDIO-PULMONARY | 63 | 12:05 | P | EXTREMITIES PALE |
| | | | | 63 | 12:05 | P | EXTREMITIES COOL TO TOUCH |
| | | | | 63 | 14:24 | P | EXTREMITIES PALE |
| | | | | 64 | 8:45 | P | EXTREMITIES PALE |
| | | | | 64 | 8:46 | P | EXTREMITIES COOL TO TOUCH |
| | | | | 64 | 10:17 | P | EXTREMITIES PALE |

GRADE CODE: 1 - SLIGHT 2 - MODERATE 3 - SEVERE P - PRESENT

STUDY DAYS: 0 THROUGH 89

| ANIMAL | SEX | GROUP | CATEGORY | STUDY DAY | TIME | GRADE | OBSERVATIONS |
|---|---|---|---|---|---|---|---|
| 10433 | M | 50 MG/KG/DAY | CARDIO-PULMONARY | 64 | 10:17 | P | EXTREMITIES COOL TO TOUCH |
| | | | | 65 | 8:52 | P | EXTREMITIES PALE |
| | | | | 65 | 8:52 | P | BODY COOL TO TOUCH |
| | | | | 65 | 10:58 | P | EXTREMITIES PALE |
| | | | | 65 | 10:58 | P | BODY COOL TO TOUCH |
| | | | | 66 | 8:26 | P | EXTREMITIES PALE |
| | | | | 66 | 9:53 | P | EXTREMITIES PALE |
| | | | | 67 | 9:21 | P | EXTREMITIES PALE |
| 10433 | M | 50 MG/KG/DAY | EXCRETA | 51 | 9:59 | P | RED PENILE DISCHARGE |
| | | | | 63 | 12:06 | P | FECES SMALLER THAN NORMAL |
| | | | | 64 | 8:46 | P | DEFECATION DECREASED |
| | | | | 65 | 8:52 | P | DEFECATION DECREASED |
| 10439 | M | 50 MG/KG/DAY | NORMAL | 0 | 10:35 | P | NO SIGNIFICANT CLINICAL OBSERVATIONS |
| | | | | 0 | 12:54 | P | NO SIGNIFICANT CLINICAL OBSERVATIONS |
| | | | | 1 | 7:52 | P | NO SIGNIFICANT CLINICAL OBSERVATIONS |
| | | | | 1 | 9:39 | P | NO SIGNIFICANT CLINICAL OBSERVATIONS |
| | | | | 2 | 9:24 | P | NO SIGNIFICANT CLINICAL OBSERVATIONS |
| | | | | 2 | 11:20 | P | NO SIGNIFICANT CLINICAL OBSERVATIONS |
| | | | | 3 | 9:25 | P | NO SIGNIFICANT CLINICAL OBSERVATIONS |
| | | | | 3 | 11:23 | P | NO SIGNIFICANT CLINICAL OBSERVATIONS |
| | | | | 4 | 7:06 | P | NO SIGNIFICANT CLINICAL OBSERVATIONS |
| | | | | 4 | 8:58 | P | NO SIGNIFICANT CLINICAL OBSERVATIONS |
| | | | | 7 | 9:52 | P | NO SIGNIFICANT CLINICAL OBSERVATIONS |
| | | | | 7 | 11:48 | P | NO SIGNIFICANT CLINICAL OBSERVATIONS |
| | | | | 8 | 8:47 | P | NO SIGNIFICANT CLINICAL OBSERVATIONS |
| | | | | 8 | 10:42 | P | NO SIGNIFICANT CLINICAL OBSERVATIONS |
| | | | | 9 | 9:46 | P | NO SIGNIFICANT CLINICAL OBSERVATIONS |
| | | | | 9 | 11:28 | P | NO SIGNIFICANT CLINICAL OBSERVATIONS |
| | | | | 10 | 8:52 | P | NO SIGNIFICANT CLINICAL OBSERVATIONS |

GRADE CODE: 1 - SLIGHT 2 - MODERATE 3 - SEVERE P - PRESENT

TABLE A3 (DOSING DAY OBSERVATIONS)
A 90-DAY DERMAL STUDY UTILIZING CLARIFIED OILS IN RATS
INDIVIDUAL CLINICAL OBSERVATIONS



STUDY DAYS: 0 THROUGH 89

| ANIMAL | SEX | GROUP | CATEGORY | STUDY DAY | TIME | GRADE | OBSERVATIONS |
|---|---|---|---|---|---|---|---|
| 10439 | M | 50 MG/KG/DAY | NORMAL | 10 | 10:22 | P | NO SIGNIFICANT CLINICAL OBSERVATIONS |
| | | | | 14 | 9:38 | P | NO SIGNIFICANT CLINICAL OBSERVATIONS |
| | | | | 14 | 12:14 | P | NO SIGNIFICANT CLINICAL OBSERVATIONS |
| | | | | 15 | 9:08 | P | NO SIGNIFICANT CLINICAL OBSERVATIONS |
| | | | | 15 | 10:45 | P | NO SIGNIFICANT CLINICAL OBSERVATIONS |
| | | | | 16 | 8:43 | P | NO SIGNIFICANT CLINICAL OBSERVATIONS |
| | | | | 16 | 10:17 | P | NO SIGNIFICANT CLINICAL OBSERVATIONS |
| | | | | 17 | 8:53 | P | NO SIGNIFICANT CLINICAL OBSERVATIONS |
| | | | | 17 | 10:31 | P | NO SIGNIFICANT CLINICAL OBSERVATIONS |
| | | | | 18 | 7:00 | P | NO SIGNIFICANT CLINICAL OBSERVATIONS |
| | | | | 18 | 9:03 | P | NO SIGNIFICANT CLINICAL OBSERVATIONS |
| | | | | 21 | 9:32 | P | NO SIGNIFICANT CLINICAL OBSERVATIONS |
| | | | | 21 | 11:38 | P | NO SIGNIFICANT CLINICAL OBSERVATIONS |
| | | | | 22 | 7:44 | P | NO SIGNIFICANT CLINICAL OBSERVATIONS |
| | | | | 22 | 9:42 | P | NO SIGNIFICANT CLINICAL OBSERVATIONS |
| | | | | 23 | 7:31 | P | NO SIGNIFICANT CLINICAL OBSERVATIONS |
| | | | | 23 | 9:22 | P | NO SIGNIFICANT CLINICAL OBSERVATIONS |
| | | | | 24 | 8:12 | P | NO SIGNIFICANT CLINICAL OBSERVATIONS |
| | | | | 24 | 9:33 | P | NO SIGNIFICANT CLINICAL OBSERVATIONS |
| | | | | 25 | 7:24 | P | NO SIGNIFICANT CLINICAL OBSERVATIONS |
| | | | | 25 | 9:28 | P | NO SIGNIFICANT CLINICAL OBSERVATIONS |
| | | | | 28 | 9:26 | P | NO SIGNIFICANT CLINICAL OBSERVATIONS |
| | | | | 28 | 11:49 | P | NO SIGNIFICANT CLINICAL OBSERVATIONS |
| | | | | 29 | 7:49 | P | NO SIGNIFICANT CLINICAL OBSERVATIONS |
| | | | | 29 | 9:49 | P | NO SIGNIFICANT CLINICAL OBSERVATIONS |
| | | | | 30 | 7:40 | P | NO SIGNIFICANT CLINICAL OBSERVATIONS |
| | | | | 30 | 9:28 | P | NO SIGNIFICANT CLINICAL OBSERVATIONS |
| | | | | 31 | 7:54 | P | NO SIGNIFICANT CLINICAL OBSERVATIONS |
| | | | | 31 | 9:13 | P | NO SIGNIFICANT CLINICAL OBSERVATIONS |

GRADE CODE: 1 - SLIGHT 2 - MODERATE 3 - SEVERE P - PRESENT

STUDY DAYS: 0 THROUGH 89

| ANIMAL | SEX | GROUP | CATEGORY | STUDY DAY | TIME | GRADE | OBSERVATIONS |
|---|---|---|---|---|---|---|---|
| 10439 | M | 50 MG/KG/DAY | NORMAL | 32 | 7:34 | P | NO SIGNIFICANT CLINICAL OBSERVATIONS |
| | | | | 32 | 9:59 | P | NO SIGNIFICANT CLINICAL OBSERVATIONS |
| | | | | 35 | 9:20 | P | NO SIGNIFICANT CLINICAL OBSERVATIONS |
| | | | | 35 | 11:15 | P | NO SIGNIFICANT CLINICAL OBSERVATIONS |
| | | | | 36 | 8:46 | P | NO SIGNIFICANT CLINICAL OBSERVATIONS |
| | | | | 36 | 10:20 | P | NO SIGNIFICANT CLINICAL OBSERVATIONS |
| | | | | 37 | 8:33 | P | NO SIGNIFICANT CLINICAL OBSERVATIONS |
| | | | | 37 | 10:11 | P | NO SIGNIFICANT CLINICAL OBSERVATIONS |
| | | | | 38 | 8:29 | P | NO SIGNIFICANT CLINICAL OBSERVATIONS |
| | | | | 38 | 10:12 | P | NO SIGNIFICANT CLINICAL OBSERVATIONS |
| | | | | 39 | 7:18 | P | NO SIGNIFICANT CLINICAL OBSERVATIONS |
| | | | | 39 | 9:20 | P | NO SIGNIFICANT CLINICAL OBSERVATIONS |
| | | | | 42 | 11:15 | P | NO SIGNIFICANT CLINICAL OBSERVATIONS |
| | | | | 43 | 8:34 | P | NO SIGNIFICANT CLINICAL OBSERVATIONS |
| | | | | 43 | 10:21 | P | NO SIGNIFICANT CLINICAL OBSERVATIONS |
| | | | | 44 | 8:05 | P | NO SIGNIFICANT CLINICAL OBSERVATIONS |
| | | | | 44 | 9:51 | P | NO SIGNIFICANT CLINICAL OBSERVATIONS |
| | | | | 45 | 8:31 | P | NO SIGNIFICANT CLINICAL OBSERVATIONS |
| | | | | 45 | 10:00 | P | NO SIGNIFICANT CLINICAL OBSERVATIONS |
| | | | | 46 | 7:00 | P | NO SIGNIFICANT CLINICAL OBSERVATIONS |
| | | | | 46 | 8:57 | P | NO SIGNIFICANT CLINICAL OBSERVATIONS |
| | | | | 49 | 9:40 | P | NO SIGNIFICANT CLINICAL OBSERVATIONS |
| | | | | 49 | 12:10 | P | NO SIGNIFICANT CLINICAL OBSERVATIONS |
| | | | | 50 | 8:39 | P | NO SIGNIFICANT CLINICAL OBSERVATIONS |
| | | | | 50 | 10:53 | P | NO SIGNIFICANT CLINICAL OBSERVATIONS |
| | | | | 51 | 8:03 | P | NO SIGNIFICANT CLINICAL OBSERVATIONS |
| | | | | 51 | 9:59 | P | NO SIGNIFICANT CLINICAL OBSERVATIONS |
| | | | | 52 | 9:20 | P | NO SIGNIFICANT CLINICAL OBSERVATIONS |
| | | | | 52 | 11:38 | P | NO SIGNIFICANT CLINICAL OBSERVATIONS |

GRADE CODE: 1 - SLIGHT 2 - MODERATE 3 - SEVERE P - PRESENT

STUDY DAYS: 0 THROUGH 89

| ANIMAL | SEX | GROUP | CATEGORY | STUDY DAY | TIME | GRADE | OBSERVATIONS |
|---|---|---|---|---|---|---|---|
| 10439 | M | 50 MG/KG/DAY | NORMAL | 53 | 7:06 | P | NO SIGNIFICANT CLINICAL OBSERVATIONS |
| | | | | 53 | 9:13 | P | NO SIGNIFICANT CLINICAL OBSERVATIONS |
| | | | | 56 | 9:10 | P | NO SIGNIFICANT CLINICAL OBSERVATIONS |
| | | | | 56 | 11:10 | P | NO SIGNIFICANT CLINICAL OBSERVATIONS |
| | | | | 57 | 9:11 | P | NO SIGNIFICANT CLINICAL OBSERVATIONS |
| | | | | 57 | 10:40 | P | NO SIGNIFICANT CLINICAL OBSERVATIONS |
| | | | | 58 | 9:33 | P | NO SIGNIFICANT CLINICAL OBSERVATIONS |
| | | | | 59 | 7:28 | P | NO SIGNIFICANT CLINICAL OBSERVATIONS |
| | | | | 59 | 9:08 | P | NO SIGNIFICANT CLINICAL OBSERVATIONS |
| | | | | 60 | 7:46 | P | NO SIGNIFICANT CLINICAL OBSERVATIONS |
| | | | | 60 | 9:48 | P | NO SIGNIFICANT CLINICAL OBSERVATIONS |
| | | | | 63 | 12:07 | P | NO SIGNIFICANT CLINICAL OBSERVATIONS |
| | | | | 63 | 14:24 | P | NO SIGNIFICANT CLINICAL OBSERVATIONS |
| | | | | 64 | 8:46 | P | NO SIGNIFICANT CLINICAL OBSERVATIONS |
| | | | | 64 | 10:18 | P | NO SIGNIFICANT CLINICAL OBSERVATIONS |
| | | | | 65 | 8:53 | P | NO SIGNIFICANT CLINICAL OBSERVATIONS |
| | | | | 65 | 10:58 | P | NO SIGNIFICANT CLINICAL OBSERVATIONS |
| | | | | 66 | 8:26 | P | NO SIGNIFICANT CLINICAL OBSERVATIONS |
| | | | | 66 | 9:53 | P | NO SIGNIFICANT CLINICAL OBSERVATIONS |
| | | | | 67 | 7:36 | P | NO SIGNIFICANT CLINICAL OBSERVATIONS |
| | | | | 67 | 9:21 | P | NO SIGNIFICANT CLINICAL OBSERVATIONS |
| | | | | 70 | 8:09 | P | NO SIGNIFICANT CLINICAL OBSERVATIONS |
| | | | | 70 | 10:52 | P | NO SIGNIFICANT CLINICAL OBSERVATIONS |
| | | | | 71 | 8:20 | P | NO SIGNIFICANT CLINICAL OBSERVATIONS |
| | | | | 71 | 9:52 | P | NO SIGNIFICANT CLINICAL OBSERVATIONS |
| | | | | 72 | 7:34 | P | NO SIGNIFICANT CLINICAL OBSERVATIONS |
| | | | | 72 | 9:07 | P | NO SIGNIFICANT CLINICAL OBSERVATIONS |
| | | | | 73 | 7:35 | P | NO SIGNIFICANT CLINICAL OBSERVATIONS |
| | | | | 73 | 9:18 | P | NO SIGNIFICANT CLINICAL OBSERVATIONS |

GRADE CODE: 1 - SLIGHT 2 - MODERATE 3 - SEVERE P - PRESENT

STUDY DAYS: 0 THROUGH 89

| ANIMAL | SEX | GROUP | CATEGORY | STUDY DAY | TIME | GRADE | OBSERVATIONS |
|---|---|---|---|---|---|---|---|
| 10439 | M | 50 MG/KG/DAY | NORMAL | 74 | 7:20 | P | NO SIGNIFICANT CLINICAL OBSERVATIONS |
| | | | | 74 | 9:31 | P | NO SIGNIFICANT CLINICAL OBSERVATIONS |
| | | | | 77 | 8:37 | P | NO SIGNIFICANT CLINICAL OBSERVATIONS |
| | | | | 77 | 11:40 | P | NO SIGNIFICANT CLINICAL OBSERVATIONS |
| | | | | 78 | 9:43 | P | NO SIGNIFICANT CLINICAL OBSERVATIONS |
| | | | | 78 | 11:35 | P | NO SIGNIFICANT CLINICAL OBSERVATIONS |
| | | | | 79 | 7:26 | P | NO SIGNIFICANT CLINICAL OBSERVATIONS |
| | | | | 79 | 9:02 | P | NO SIGNIFICANT CLINICAL OBSERVATIONS |
| | | | | 80 | 8:58 | P | NO SIGNIFICANT CLINICAL OBSERVATIONS |
| | | | | 80 | 10:41 | P | NO SIGNIFICANT CLINICAL OBSERVATIONS |
| | | | | 81 | 7:37 | P | NO SIGNIFICANT CLINICAL OBSERVATIONS |
| | | | | 81 | 9:28 | P | NO SIGNIFICANT CLINICAL OBSERVATIONS |
| | | | | 84 | 9:06 | P | NO SIGNIFICANT CLINICAL OBSERVATIONS |
| | | | | 84 | 10:55 | P | NO SIGNIFICANT CLINICAL OBSERVATIONS |
| | | | | 85 | 7:44 | P | NO SIGNIFICANT CLINICAL OBSERVATIONS |
| | | | | 85 | 9:45 | P | NO SIGNIFICANT CLINICAL OBSERVATIONS |
| | | | | 86 | 7:31 | P | NO SIGNIFICANT CLINICAL OBSERVATIONS |
| | | | | 86 | 9:30 | P | NO SIGNIFICANT CLINICAL OBSERVATIONS |
| | | | | 87 | 8:51 | P | NO SIGNIFICANT CLINICAL OBSERVATIONS |
| | | | | 87 | 10:43 | P | NO SIGNIFICANT CLINICAL OBSERVATIONS |
| | | | | 88 | 6:55 | P | NO SIGNIFICANT CLINICAL OBSERVATIONS |
| | | | | 88 | 9:17 | P | NO SIGNIFICANT CLINICAL OBSERVATIONS |
| 10439 | M | 50 MG/KG/DAY | EXCRETA | 58 | 7:47 | P | SOFT FECES |
| 10440 | M | 50 MG/KG/DAY | NORMAL | 0 | 10:35 | P | NO SIGNIFICANT CLINICAL OBSERVATIONS |
| | | | | 0 | 12:54 | P | NO SIGNIFICANT CLINICAL OBSERVATIONS |
| | | | | 1 | 7:53 | P | NO SIGNIFICANT CLINICAL OBSERVATIONS |
| | | | | 1 | 9:39 | P | NO SIGNIFICANT CLINICAL OBSERVATIONS |
| | | | | 2 | 9:24 | P | NO SIGNIFICANT CLINICAL OBSERVATIONS |
| | | | | 2 | 11:21 | P | NO SIGNIFICANT CLINICAL OBSERVATIONS |

GRADE CODE: 1 - SLIGHT 2 - MODERATE 3 - SEVERE P - PRESENT

TABLE A3 (DOSING DAY OBSERVATIONS)
A 90-DAY DERMAL STUDY UTILIZING CLARIFIED OILS IN RATS
INDIVIDUAL CLINICAL OBSERVATIONS



STUDY DAYS: 0 THROUGH 89

| ANIMAL | SEX | GROUP | CATEGORY | STUDY DAY | TIME | GRADE | OBSERVATIONS |
|---|---|---|---|---|---|---|---|
| 10440 | M | 50 MG/KG/DAY | NORMAL | 3 | 9:25 | P | NO SIGNIFICANT CLINICAL OBSERVATIONS |
| | | | | 3 | 11:23 | P | NO SIGNIFICANT CLINICAL OBSERVATIONS |
| | | | | 4 | 7:06 | P | NO SIGNIFICANT CLINICAL OBSERVATIONS |
| | | | | 4 | 8:58 | P | NO SIGNIFICANT CLINICAL OBSERVATIONS |
| | | | | 7 | 9:52 | P | NO SIGNIFICANT CLINICAL OBSERVATIONS |
| | | | | 7 | 11:48 | P | NO SIGNIFICANT CLINICAL OBSERVATIONS |
| | | | | 8 | 8:47 | P | NO SIGNIFICANT CLINICAL OBSERVATIONS |
| | | | | 8 | 10:43 | P | NO SIGNIFICANT CLINICAL OBSERVATIONS |
| | | | | 9 | 9:46 | P | NO SIGNIFICANT CLINICAL OBSERVATIONS |
| | | | | 9 | 11:28 | P | NO SIGNIFICANT CLINICAL OBSERVATIONS |
| | | | | 10 | 8:52 | P | NO SIGNIFICANT CLINICAL OBSERVATIONS |
| | | | | 10 | 10:22 | P | NO SIGNIFICANT CLINICAL OBSERVATIONS |
| | | | | 14 | 9:39 | P | NO SIGNIFICANT CLINICAL OBSERVATIONS |
| | | | | 14 | 12:14 | P | NO SIGNIFICANT CLINICAL OBSERVATIONS |
| | | | | 15 | 9:08 | P | NO SIGNIFICANT CLINICAL OBSERVATIONS |
| | | | | 15 | 10:45 | P | NO SIGNIFICANT CLINICAL OBSERVATIONS |
| | | | | 16 | 8:43 | P | NO SIGNIFICANT CLINICAL OBSERVATIONS |
| | | | | 16 | 10:18 | P | NO SIGNIFICANT CLINICAL OBSERVATIONS |
| | | | | 17 | 8:53 | P | NO SIGNIFICANT CLINICAL OBSERVATIONS |
| | | | | 17 | 10:31 | P | NO SIGNIFICANT CLINICAL OBSERVATIONS |
| | | | | 18 | 7:00 | P | NO SIGNIFICANT CLINICAL OBSERVATIONS |
| | | | | 18 | 9:03 | P | NO SIGNIFICANT CLINICAL OBSERVATIONS |
| | | | | 21 | 9:32 | P | NO SIGNIFICANT CLINICAL OBSERVATIONS |
| | | | | 21 | 11:38 | P | NO SIGNIFICANT CLINICAL OBSERVATIONS |
| | | | | 22 | 7:44 | P | NO SIGNIFICANT CLINICAL OBSERVATIONS |
| | | | | 22 | 9:42 | P | NO SIGNIFICANT CLINICAL OBSERVATIONS |
| | | | | 23 | 7:31 | P | NO SIGNIFICANT CLINICAL OBSERVATIONS |
| | | | | 23 | 9:22 | P | NO SIGNIFICANT CLINICAL OBSERVATIONS |
| | | | | 24 | 8:12 | P | NO SIGNIFICANT CLINICAL OBSERVATIONS |

GRADE CODE: 1 - SLIGHT 2 - MODERATE 3 - SEVERE P - PRESENT

STUDY DAYS: 0 THROUGH 89

| ANIMAL | SEX | GROUP | CATEGORY | STUDY DAY | TIME | GRADE | OBSERVATIONS |
|---|---|---|---|---|---|---|---|
| 10440 | M | 50 MG/KG/DAY | NORMAL | 24 | 9:33 | P | NO SIGNIFICANT CLINICAL OBSERVATIONS |
| | | | | 25 | 7:24 | P | NO SIGNIFICANT CLINICAL OBSERVATIONS |
| | | | | 25 | 9:28 | P | NO SIGNIFICANT CLINICAL OBSERVATIONS |
| | | | | 28 | 9:26 | P | NO SIGNIFICANT CLINICAL OBSERVATIONS |
| | | | | 28 | 11:49 | P | NO SIGNIFICANT CLINICAL OBSERVATIONS |
| | | | | 29 | 7:49 | P | NO SIGNIFICANT CLINICAL OBSERVATIONS |
| | | | | 29 | 9:49 | P | NO SIGNIFICANT CLINICAL OBSERVATIONS |
| | | | | 30 | 7:40 | P | NO SIGNIFICANT CLINICAL OBSERVATIONS |
| | | | | 30 | 9:28 | P | NO SIGNIFICANT CLINICAL OBSERVATIONS |
| | | | | 31 | 7:55 | P | NO SIGNIFICANT CLINICAL OBSERVATIONS |
| | | | | 31 | 9:13 | P | NO SIGNIFICANT CLINICAL OBSERVATIONS |
| | | | | 32 | 7:34 | P | NO SIGNIFICANT CLINICAL OBSERVATIONS |
| | | | | 32 | 9:59 | P | NO SIGNIFICANT CLINICAL OBSERVATIONS |
| | | | | 35 | 9:20 | P | NO SIGNIFICANT CLINICAL OBSERVATIONS |
| | | | | 35 | 11:15 | P | NO SIGNIFICANT CLINICAL OBSERVATIONS |
| | | | | 36 | 8:47 | P | NO SIGNIFICANT CLINICAL OBSERVATIONS |
| | | | | 36 | 10:20 | P | NO SIGNIFICANT CLINICAL OBSERVATIONS |
| | | | | 37 | 8:33 | P | NO SIGNIFICANT CLINICAL OBSERVATIONS |
| | | | | 37 | 10:11 | P | NO SIGNIFICANT CLINICAL OBSERVATIONS |
| | | | | 38 | 8:29 | P | NO SIGNIFICANT CLINICAL OBSERVATIONS |
| | | | | 38 | 10:12 | P | NO SIGNIFICANT CLINICAL OBSERVATIONS |
| | | | | 39 | 7:19 | P | NO SIGNIFICANT CLINICAL OBSERVATIONS |
| | | | | 39 | 9:20 | P | NO SIGNIFICANT CLINICAL OBSERVATIONS |
| | | | | 42 | 11:15 | P | NO SIGNIFICANT CLINICAL OBSERVATIONS |
| | | | | 43 | 8:34 | P | NO SIGNIFICANT CLINICAL OBSERVATIONS |
| | | | | 43 | 10:22 | P | NO SIGNIFICANT CLINICAL OBSERVATIONS |
| | | | | 44 | 8:05 | P | NO SIGNIFICANT CLINICAL OBSERVATIONS |
| | | | | 44 | 9:51 | P | NO SIGNIFICANT CLINICAL OBSERVATIONS |
| | | | | 45 | 8:31 | P | NO SIGNIFICANT CLINICAL OBSERVATIONS |

GRADE CODE: 1 - SLIGHT 2 - MODERATE 3 - SEVERE P - PRESENT

STUDY DAYS: 0 THROUGH 89

| ANIMAL | SEX | GROUP | CATEGORY | STUDY DAY | TIME | GRADE | OBSERVATIONS |
|---|---|---|---|---|---|---|---|
| 10440 | M | 50 MG/KG/DAY | NORMAL | 45 | 10:00 | P | NO SIGNIFICANT CLINICAL OBSERVATIONS |
| | | | | 46 | 7:00 | P | NO SIGNIFICANT CLINICAL OBSERVATIONS |
| | | | | 46 | 8:57 | P | NO SIGNIFICANT CLINICAL OBSERVATIONS |
| | | | | 49 | 9:40 | P | NO SIGNIFICANT CLINICAL OBSERVATIONS |
| | | | | 49 | 12:10 | P | NO SIGNIFICANT CLINICAL OBSERVATIONS |
| | | | | 50 | 8:39 | P | NO SIGNIFICANT CLINICAL OBSERVATIONS |
| | | | | 50 | 10:53 | P | NO SIGNIFICANT CLINICAL OBSERVATIONS |
| | | | | 51 | 8:03 | P | NO SIGNIFICANT CLINICAL OBSERVATIONS |
| | | | | 51 | 9:59 | P | NO SIGNIFICANT CLINICAL OBSERVATIONS |
| | | | | 52 | 9:20 | P | NO SIGNIFICANT CLINICAL OBSERVATIONS |
| | | | | 52 | 11:38 | P | NO SIGNIFICANT CLINICAL OBSERVATIONS |
| | | | | 53 | 7:07 | P | NO SIGNIFICANT CLINICAL OBSERVATIONS |
| | | | | 53 | 9:13 | P | NO SIGNIFICANT CLINICAL OBSERVATIONS |
| | | | | 56 | 9:10 | P | NO SIGNIFICANT CLINICAL OBSERVATIONS |
| | | | | 56 | 11:11 | P | NO SIGNIFICANT CLINICAL OBSERVATIONS |
| | | | | 57 | 9:11 | P | NO SIGNIFICANT CLINICAL OBSERVATIONS |
| | | | | 57 | 10:40 | P | NO SIGNIFICANT CLINICAL OBSERVATIONS |
| | | | | 58 | 7:47 | P | NO SIGNIFICANT CLINICAL OBSERVATIONS |
| | | | | 58 | 9:33 | P | NO SIGNIFICANT CLINICAL OBSERVATIONS |
| | | | | 59 | 7:28 | P | NO SIGNIFICANT CLINICAL OBSERVATIONS |
| | | | | 59 | 9:08 | P | NO SIGNIFICANT CLINICAL OBSERVATIONS |
| | | | | 60 | 7:46 | P | NO SIGNIFICANT CLINICAL OBSERVATIONS |
| | | | | 60 | 9:48 | P | NO SIGNIFICANT CLINICAL OBSERVATIONS |
| | | | | 63 | 12:07 | P | NO SIGNIFICANT CLINICAL OBSERVATIONS |
| | | | | 63 | 14:24 | P | NO SIGNIFICANT CLINICAL OBSERVATIONS |
| | | | | 64 | 8:47 | P | NO SIGNIFICANT CLINICAL OBSERVATIONS |
| | | | | 64 | 10:18 | P | NO SIGNIFICANT CLINICAL OBSERVATIONS |
| | | | | 65 | 8:53 | P | NO SIGNIFICANT CLINICAL OBSERVATIONS |
| | | | | 65 | 10:58 | P | NO SIGNIFICANT CLINICAL OBSERVATIONS |

GRADE CODE: 1 - SLIGHT 2 - MODERATE 3 - SEVERE P - PRESENT

STUDY DAYS: 0 THROUGH 89

| ANIMAL | SEX | GROUP | CATEGORY | STUDY DAY | TIME | GRADE | OBSERVATIONS |
|---|---|---|---|---|---|---|---|
| 10440 | M | 50 MG/KG/DAY | NORMAL | 66 | 8:27 | P | NO SIGNIFICANT CLINICAL OBSERVATIONS |
| | | | | 66 | 9:53 | P | NO SIGNIFICANT CLINICAL OBSERVATIONS |
| | | | | 67 | 7:36 | P | NO SIGNIFICANT CLINICAL OBSERVATIONS |
| | | | | 67 | 9:21 | P | NO SIGNIFICANT CLINICAL OBSERVATIONS |
| | | | | 70 | 8:09 | P | NO SIGNIFICANT CLINICAL OBSERVATIONS |
| | | | | 70 | 10:52 | P | NO SIGNIFICANT CLINICAL OBSERVATIONS |
| | | | | 71 | 8:20 | P | NO SIGNIFICANT CLINICAL OBSERVATIONS |
| | | | | 71 | 9:53 | P | NO SIGNIFICANT CLINICAL OBSERVATIONS |
| | | | | 72 | 7:35 | P | NO SIGNIFICANT CLINICAL OBSERVATIONS |
| | | | | 72 | 9:08 | P | NO SIGNIFICANT CLINICAL OBSERVATIONS |
| | | | | 73 | 7:35 | P | NO SIGNIFICANT CLINICAL OBSERVATIONS |
| | | | | 73 | 9:18 | P | NO SIGNIFICANT CLINICAL OBSERVATIONS |
| | | | | 74 | 7:20 | P | NO SIGNIFICANT CLINICAL OBSERVATIONS |
| | | | | 74 | 9:31 | P | NO SIGNIFICANT CLINICAL OBSERVATIONS |
| | | | | 77 | 8:37 | P | NO SIGNIFICANT CLINICAL OBSERVATIONS |
| | | | | 77 | 11:40 | P | NO SIGNIFICANT CLINICAL OBSERVATIONS |
| | | | | 78 | 9:43 | P | NO SIGNIFICANT CLINICAL OBSERVATIONS |
| | | | | 78 | 11:35 | P | NO SIGNIFICANT CLINICAL OBSERVATIONS |
| | | | | 79 | 7:26 | P | NO SIGNIFICANT CLINICAL OBSERVATIONS |
| | | | | 79 | 9:02 | P | NO SIGNIFICANT CLINICAL OBSERVATIONS |
| | | | | 80 | 8:58 | P | NO SIGNIFICANT CLINICAL OBSERVATIONS |
| | | | | 80 | 10:41 | P | NO SIGNIFICANT CLINICAL OBSERVATIONS |
| | | | | 81 | 7:37 | P | NO SIGNIFICANT CLINICAL OBSERVATIONS |
| | | | | 81 | 9:28 | P | NO SIGNIFICANT CLINICAL OBSERVATIONS |
| | | | | 84 | 9:06 | P | NO SIGNIFICANT CLINICAL OBSERVATIONS |
| | | | | 84 | 10:56 | P | NO SIGNIFICANT CLINICAL OBSERVATIONS |
| | | | | 85 | 7:44 | P | NO SIGNIFICANT CLINICAL OBSERVATIONS |
| | | | | 85 | 9:46 | P | NO SIGNIFICANT CLINICAL OBSERVATIONS |
| | | | | 86 | 7:31 | P | NO SIGNIFICANT CLINICAL OBSERVATIONS |

GRADE CODE: 1 - SLIGHT 2 - MODERATE 3 - SEVERE P - PRESENT

STUDY DAYS: 0 THROUGH 89

| ANIMAL | SEX | GROUP | CATEGORY | STUDY DAY | TIME | GRADE | OBSERVATIONS |
|---|---|---|---|---|---|---|---|
| 10440 | M | 50 MG/KG/DAY | NORMAL | 86 | 9:30 | P | NO SIGNIFICANT CLINICAL OBSERVATIONS |
| | | | | 87 | 8:51 | P | NO SIGNIFICANT CLINICAL OBSERVATIONS |
| | | | | 87 | 10:43 | P | NO SIGNIFICANT CLINICAL OBSERVATIONS |
| | | | | 88 | 6:55 | P | NO SIGNIFICANT CLINICAL OBSERVATIONS |
| | | | | 88 | 9:17 | P | NO SIGNIFICANT CLINICAL OBSERVATIONS |
| 10448 | M | 50 MG/KG/DAY | NORMAL | 0 | 10:35 | P | NO SIGNIFICANT CLINICAL OBSERVATIONS |
| | | | | 0 | 12:54 | P | NO SIGNIFICANT CLINICAL OBSERVATIONS |
| | | | | 1 | 7:53 | P | NO SIGNIFICANT CLINICAL OBSERVATIONS |
| | | | | 1 | 9:40 | P | NO SIGNIFICANT CLINICAL OBSERVATIONS |
| | | | | 2 | 9:24 | P | NO SIGNIFICANT CLINICAL OBSERVATIONS |
| | | | | 2 | 11:21 | P | NO SIGNIFICANT CLINICAL OBSERVATIONS |
| | | | | 3 | 9:25 | P | NO SIGNIFICANT CLINICAL OBSERVATIONS |
| | | | | 3 | 11:23 | P | NO SIGNIFICANT CLINICAL OBSERVATIONS |
| | | | | 4 | 7:06 | P | NO SIGNIFICANT CLINICAL OBSERVATIONS |
| | | | | 4 | 8:58 | P | NO SIGNIFICANT CLINICAL OBSERVATIONS |
| | | | | 7 | 9:52 | P | NO SIGNIFICANT CLINICAL OBSERVATIONS |
| | | | | 7 | 11:48 | P | NO SIGNIFICANT CLINICAL OBSERVATIONS |
| | | | | 8 | 8:48 | P | NO SIGNIFICANT CLINICAL OBSERVATIONS |
| | | | | 8 | 10:43 | P | NO SIGNIFICANT CLINICAL OBSERVATIONS |
| | | | | 9 | 9:46 | P | NO SIGNIFICANT CLINICAL OBSERVATIONS |
| | | | | 9 | 11:28 | P | NO SIGNIFICANT CLINICAL OBSERVATIONS |
| | | | | 10 | 8:52 | P | NO SIGNIFICANT CLINICAL OBSERVATIONS |
| | | | | 10 | 10:22 | P | NO SIGNIFICANT CLINICAL OBSERVATIONS |
| | | | | 14 | 9:39 | P | NO SIGNIFICANT CLINICAL OBSERVATIONS |
| | | | | 14 | 12:15 | P | NO SIGNIFICANT CLINICAL OBSERVATIONS |
| | | | | 15 | 9:08 | P | NO SIGNIFICANT CLINICAL OBSERVATIONS |
| | | | | 15 | 10:46 | P | NO SIGNIFICANT CLINICAL OBSERVATIONS |
| | | | | 16 | 8:43 | P | NO SIGNIFICANT CLINICAL OBSERVATIONS |
| | | | | 16 | 10:18 | P | NO SIGNIFICANT CLINICAL OBSERVATIONS |

GRADE CODE: 1 - SLIGHT 2 - MODERATE 3 - SEVERE P - PRESENT

STUDY DAYS: 0 THROUGH 89

| ANIMAL | SEX | GROUP | CATEGORY | STUDY DAY | TIME | GRADE | OBSERVATIONS |
|---|---|---|---|---|---|---|---|
| 10448 | M | 50 MG/KG/DAY | NORMAL | 17 | 8:53 | P | NO SIGNIFICANT CLINICAL OBSERVATIONS |
| | | | | 17 | 10:31 | P | NO SIGNIFICANT CLINICAL OBSERVATIONS |
| | | | | 18 | 7:00 | P | NO SIGNIFICANT CLINICAL OBSERVATIONS |
| | | | | 18 | 9:04 | P | NO SIGNIFICANT CLINICAL OBSERVATIONS |
| | | | | 21 | 9:33 | P | NO SIGNIFICANT CLINICAL OBSERVATIONS |
| | | | | 21 | 11:39 | P | NO SIGNIFICANT CLINICAL OBSERVATIONS |
| | | | | 22 | 7:44 | P | NO SIGNIFICANT CLINICAL OBSERVATIONS |
| | | | | 22 | 9:42 | P | NO SIGNIFICANT CLINICAL OBSERVATIONS |
| | | | | 23 | 7:31 | P | NO SIGNIFICANT CLINICAL OBSERVATIONS |
| | | | | 23 | 9:22 | P | NO SIGNIFICANT CLINICAL OBSERVATIONS |
| | | | | 24 | 8:12 | P | NO SIGNIFICANT CLINICAL OBSERVATIONS |
| | | | | 24 | 9:34 | P | NO SIGNIFICANT CLINICAL OBSERVATIONS |
| | | | | 25 | 7:24 | P | NO SIGNIFICANT CLINICAL OBSERVATIONS |
| | | | | 25 | 9:28 | P | NO SIGNIFICANT CLINICAL OBSERVATIONS |
| | | | | 28 | 9:26 | P | NO SIGNIFICANT CLINICAL OBSERVATIONS |
| | | | | 28 | 11:49 | P | NO SIGNIFICANT CLINICAL OBSERVATIONS |
| | | | | 29 | 7:49 | P | NO SIGNIFICANT CLINICAL OBSERVATIONS |
| | | | | 29 | 9:49 | P | NO SIGNIFICANT CLINICAL OBSERVATIONS |
| | | | | 30 | 7:40 | P | NO SIGNIFICANT CLINICAL OBSERVATIONS |
| | | | | 30 | 9:28 | P | NO SIGNIFICANT CLINICAL OBSERVATIONS |
| | | | | 31 | 7:55 | P | NO SIGNIFICANT CLINICAL OBSERVATIONS |
| | | | | 31 | 9:14 | P | NO SIGNIFICANT CLINICAL OBSERVATIONS |
| | | | | 32 | 7:34 | P | NO SIGNIFICANT CLINICAL OBSERVATIONS |
| | | | | 32 | 9:59 | P | NO SIGNIFICANT CLINICAL OBSERVATIONS |
| | | | | 35 | 9:20 | P | NO SIGNIFICANT CLINICAL OBSERVATIONS |
| | | | | 35 | 11:15 | P | NO SIGNIFICANT CLINICAL OBSERVATIONS |
| | | | | 36 | 8:47 | P | NO SIGNIFICANT CLINICAL OBSERVATIONS |
| | | | | 36 | 10:21 | P | NO SIGNIFICANT CLINICAL OBSERVATIONS |
| | | | | 37 | 8:33 | P | NO SIGNIFICANT CLINICAL OBSERVATIONS |

GRADE CODE: 1 - SLIGHT 2 - MODERATE 3 - SEVERE P - PRESENT

STUDY DAYS: 0 THROUGH 89

| ANIMAL | SEX | GROUP | CATEGORY | STUDY DAY | TIME | GRADE | OBSERVATIONS |
|---|---|---|---|---|---|---|---|
| 10448 | M | 50 MG/KG/DAY | NORMAL | 37 | 10:11 | P | NO SIGNIFICANT CLINICAL OBSERVATIONS |
| | | | | 38 | 8:29 | P | NO SIGNIFICANT CLINICAL OBSERVATIONS |
| | | | | 38 | 10:13 | P | NO SIGNIFICANT CLINICAL OBSERVATIONS |
| | | | | 39 | 7:19 | P | NO SIGNIFICANT CLINICAL OBSERVATIONS |
| | | | | 39 | 9:20 | P | NO SIGNIFICANT CLINICAL OBSERVATIONS |
| | | | | 42 | 11:15 | P | NO SIGNIFICANT CLINICAL OBSERVATIONS |
| | | | | 43 | 8:35 | P | NO SIGNIFICANT CLINICAL OBSERVATIONS |
| | | | | 43 | 10:22 | P | NO SIGNIFICANT CLINICAL OBSERVATIONS |
| | | | | 44 | 8:06 | P | NO SIGNIFICANT CLINICAL OBSERVATIONS |
| | | | | 44 | 9:51 | P | NO SIGNIFICANT CLINICAL OBSERVATIONS |
| | | | | 45 | 8:31 | P | NO SIGNIFICANT CLINICAL OBSERVATIONS |
| | | | | 45 | 10:00 | P | NO SIGNIFICANT CLINICAL OBSERVATIONS |
| | | | | 46 | 7:00 | P | NO SIGNIFICANT CLINICAL OBSERVATIONS |
| | | | | 46 | 8:58 | P | NO SIGNIFICANT CLINICAL OBSERVATIONS |
| | | | | 49 | 9:41 | P | NO SIGNIFICANT CLINICAL OBSERVATIONS |
| | | | | 49 | 12:10 | P | NO SIGNIFICANT CLINICAL OBSERVATIONS |
| | | | | 50 | 8:39 | P | NO SIGNIFICANT CLINICAL OBSERVATIONS |
| | | | | 50 | 10:53 | P | NO SIGNIFICANT CLINICAL OBSERVATIONS |
| | | | | 51 | 8:03 | P | NO SIGNIFICANT CLINICAL OBSERVATIONS |
| | | | | 51 | 9:59 | P | NO SIGNIFICANT CLINICAL OBSERVATIONS |
| | | | | 52 | 9:21 | P | NO SIGNIFICANT CLINICAL OBSERVATIONS |
| | | | | 52 | 11:39 | P | NO SIGNIFICANT CLINICAL OBSERVATIONS |
| | | | | 53 | 7:07 | P | NO SIGNIFICANT CLINICAL OBSERVATIONS |
| | | | | 53 | 9:13 | P | NO SIGNIFICANT CLINICAL OBSERVATIONS |
| | | | | 56 | 9:10 | P | NO SIGNIFICANT CLINICAL OBSERVATIONS |
| | | | | 56 | 11:11 | P | NO SIGNIFICANT CLINICAL OBSERVATIONS |
| | | | | 57 | 9:11 | P | NO SIGNIFICANT CLINICAL OBSERVATIONS |
| | | | | 57 | 10:40 | P | NO SIGNIFICANT CLINICAL OBSERVATIONS |
| | | | | 58 | 7:47 | P | NO SIGNIFICANT CLINICAL OBSERVATIONS |

GRADE CODE: 1 - SLIGHT 2 - MODERATE 3 - SEVERE P - PRESENT

STUDY DAYS: 0 THROUGH 89

| ANIMAL | SEX | GROUP | CATEGORY | STUDY DAY | TIME | GRADE | OBSERVATIONS |
|---|---|---|---|---|---|---|---|
| 10448 | M | 50 MG/KG/DAY | NORMAL | 58 | 9:33 | P | NO SIGNIFICANT CLINICAL OBSERVATIONS |
| | | | | 59 | 7:28 | P | NO SIGNIFICANT CLINICAL OBSERVATIONS |
| | | | | 59 | 9:08 | P | NO SIGNIFICANT CLINICAL OBSERVATIONS |
| | | | | 60 | 7:46 | P | NO SIGNIFICANT CLINICAL OBSERVATIONS |
| | | | | 60 | 9:49 | P | NO SIGNIFICANT CLINICAL OBSERVATIONS |
| | | | | 64 | 10:18 | P | NO SIGNIFICANT CLINICAL OBSERVATIONS |
| | | | | 65 | 8:53 | P | NO SIGNIFICANT CLINICAL OBSERVATIONS |
| | | | | 65 | 10:59 | P | NO SIGNIFICANT CLINICAL OBSERVATIONS |
| | | | | 66 | 8:27 | P | NO SIGNIFICANT CLINICAL OBSERVATIONS |
| | | | | 66 | 9:53 | P | NO SIGNIFICANT CLINICAL OBSERVATIONS |
| | | | | 67 | 7:36 | P | NO SIGNIFICANT CLINICAL OBSERVATIONS |
| | | | | 67 | 9:21 | P | NO SIGNIFICANT CLINICAL OBSERVATIONS |
| 10448 | M | 50 MG/KG/DAY | BODY/INTEGUMENT | 72 | 9:08 | P | THIN |
| | | | | 72 | 9:08 | P | DERMAL ATONIA |
| | | | | 73 | 7:35 | P | THIN |
| | | | | 73 | 7:35 | P | DERMAL ATONIA |
| | | | | 73 | 9:18 | P | THIN |
| | | | | 73 | 9:18 | P | DERMAL ATONIA |
| | | | | 74 | 7:21 | P | THIN |
| 10448 | M | 50 MG/KG/DAY | CARDIO-PULMONARY | 63 | 14:20 | P | EXTREMITIES PALE |
| | | | | 64 | 8:47 | P | EXTREMITIES PALE |
| | | | | 70 | 8:10 | P | EXTREMITIES PALE |
| | | | | 70 | 8:10 | P | BODY PALE |
| | | | | 70 | 10:52 | P | EXTREMITIES PALE |
| | | | | 71 | 8:21 | P | EXTREMITIES PALE |
| | | | | 71 | 8:21 | P | BODY PALE |
| | | | | 71 | 9:53 | P | EXTREMITIES PALE |
| | | | | 71 | 9:53 | P | BODY PALE |
| | | | | 71 | 9:53 | P | EXTREMITIES COOL TO TOUCH |

GRADE CODE: 1 - SLIGHT 2 - MODERATE 3 - SEVERE P - PRESENT

STUDY DAYS: 0 THROUGH 89

| ANIMAL | SEX | GROUP | CATEGORY | STUDY DAY | TIME | GRADE | OBSERVATIONS |
|---|---|---|---|---|---|---|---|
| 10448 | M | 50 MG/KG/DAY | CARDIO-PULMONARY | 72 | 7:35 | P | EXTREMITIES PALE |
| | | | | 72 | 9:08 | P | EXTREMITIES PALE |
| | | | | 72 | 9:08 | P | BODY PALE |
| | | | | 72 | 9:08 | P | BODY COOL TO TOUCH |
| | | | | 72 | 9:08 | P | EXTREMITIES COOL TO TOUCH |
| | | | | 73 | 7:35 | P | EXTREMITIES PALE |
| | | | | 73 | 7:35 | P | EXTREMITIES COOL TO TOUCH |
| | | | | 73 | 7:35 | P | BODY COOL TO TOUCH |
| | | | | 73 | 7:35 | P | BODY PALE |
| | | | | 73 | 9:18 | P | EXTREMITIES PALE |
| | | | | 73 | 9:18 | P | EXTREMITIES COOL TO TOUCH |
| | | | | 73 | 9:18 | P | BODY COOL TO TOUCH |
| | | | | 73 | 9:18 | P | BODY PALE |
| | | | | 74 | 7:21 | P | EXTREMITIES PALE |
| | | | | 74 | 9:32 | P | EXTREMITIES PALE |
| 10448 | M | 50 MG/KG/DAY | EYES/EARS/NOSE | 63 | 12:07 | P | DRIED RED MATERIAL AROUND NOSE |
| 10448 | M | 50 MG/KG/DAY | EXCRETA | 72 | 7:35 | P | FECES SMALLER THAN NORMAL |
| | | | | 73 | 9:18 | P | DEFECATION DECREASED |
| 10450 | M | 50 MG/KG/DAY | NORMAL | 0 | 10:36 | P | NO SIGNIFICANT CLINICAL OBSERVATIONS |
| | | | | 0 | 12:54 | P | NO SIGNIFICANT CLINICAL OBSERVATIONS |
| | | | | 1 | 7:53 | P | NO SIGNIFICANT CLINICAL OBSERVATIONS |
| | | | | 1 | 9:40 | P | NO SIGNIFICANT CLINICAL OBSERVATIONS |
| | | | | 2 | 9:24 | P | NO SIGNIFICANT CLINICAL OBSERVATIONS |
| | | | | 2 | 11:21 | P | NO SIGNIFICANT CLINICAL OBSERVATIONS |
| | | | | 3 | 9:25 | P | NO SIGNIFICANT CLINICAL OBSERVATIONS |
| | | | | 3 | 11:24 | P | NO SIGNIFICANT CLINICAL OBSERVATIONS |
| | | | | 4 | 7:06 | P | NO SIGNIFICANT CLINICAL OBSERVATIONS |
| | | | | 4 | 8:59 | P | NO SIGNIFICANT CLINICAL OBSERVATIONS |
| | | | | 7 | 9:53 | P | NO SIGNIFICANT CLINICAL OBSERVATIONS |

GRADE CODE: 1 - SLIGHT 2 - MODERATE 3 - SEVERE P - PRESENT

TABLE A3 (DOSING DAY OBSERVATIONS)
A 90-DAY DERMAL STUDY UTILIZING CLARIFIED OILS IN RATS
INDIVIDUAL CLINICAL OBSERVATIONS



STUDY DAYS: 0 THROUGH 89

| ANIMAL | SEX | GROUP | CATEGORY | STUDY DAY | TIME | GRADE | OBSERVATIONS |
|---|---|---|---|---|---|---|---|
| 10450 | M | 50 MG/KG/DAY | NORMAL | 7 | 11:49 | P | NO SIGNIFICANT CLINICAL OBSERVATIONS |
| | | | | 8 | 8:48 | P | NO SIGNIFICANT CLINICAL OBSERVATIONS |
| | | | | 8 | 10:43 | P | NO SIGNIFICANT CLINICAL OBSERVATIONS |
| | | | | 9 | 9:46 | P | NO SIGNIFICANT CLINICAL OBSERVATIONS |
| | | | | 9 | 11:28 | P | NO SIGNIFICANT CLINICAL OBSERVATIONS |
| | | | | 10 | 8:53 | P | NO SIGNIFICANT CLINICAL OBSERVATIONS |
| | | | | 10 | 10:22 | P | NO SIGNIFICANT CLINICAL OBSERVATIONS |
| | | | | 11 | 7:10 | P | NO SIGNIFICANT CLINICAL OBSERVATIONS |
| | | | | 11 | 9:25 | P | NO SIGNIFICANT CLINICAL OBSERVATIONS |
| | | | | 14 | 9:39 | P | NO SIGNIFICANT CLINICAL OBSERVATIONS |
| | | | | 14 | 12:15 | P | NO SIGNIFICANT CLINICAL OBSERVATIONS |
| | | | | 15 | 9:08 | P | NO SIGNIFICANT CLINICAL OBSERVATIONS |
| | | | | 15 | 10:46 | P | NO SIGNIFICANT CLINICAL OBSERVATIONS |
| | | | | 16 | 8:44 | P | NO SIGNIFICANT CLINICAL OBSERVATIONS |
| | | | | 16 | 10:18 | P | NO SIGNIFICANT CLINICAL OBSERVATIONS |
| | | | | 17 | 8:53 | P | NO SIGNIFICANT CLINICAL OBSERVATIONS |
| | | | | 17 | 10:31 | P | NO SIGNIFICANT CLINICAL OBSERVATIONS |
| | | | | 18 | 7:01 | P | NO SIGNIFICANT CLINICAL OBSERVATIONS |
| | | | | 18 | 9:04 | P | NO SIGNIFICANT CLINICAL OBSERVATIONS |
| | | | | 21 | 9:33 | P | NO SIGNIFICANT CLINICAL OBSERVATIONS |
| | | | | 21 | 11:39 | P | NO SIGNIFICANT CLINICAL OBSERVATIONS |
| | | | | 22 | 7:44 | P | NO SIGNIFICANT CLINICAL OBSERVATIONS |
| | | | | 22 | 9:42 | P | NO SIGNIFICANT CLINICAL OBSERVATIONS |
| | | | | 23 | 7:31 | P | NO SIGNIFICANT CLINICAL OBSERVATIONS |
| | | | | 23 | 9:22 | P | NO SIGNIFICANT CLINICAL OBSERVATIONS |
| | | | | 24 | 8:13 | P | NO SIGNIFICANT CLINICAL OBSERVATIONS |
| | | | | 24 | 9:34 | P | NO SIGNIFICANT CLINICAL OBSERVATIONS |
| | | | | 25 | 7:25 | P | NO SIGNIFICANT CLINICAL OBSERVATIONS |
| | | | | 25 | 9:28 | P | NO SIGNIFICANT CLINICAL OBSERVATIONS |

GRADE CODE: 1 - SLIGHT 2 - MODERATE 3 - SEVERE P - PRESENT

STUDY DAYS: 0 THROUGH 89

| ANIMAL | SEX | GROUP | CATEGORY | STUDY DAY | TIME | GRADE | OBSERVATIONS |
|---|---|---|---|---|---|---|---|
| 10450 | M | 50 MG/KG/DAY | NORMAL | 28 | 9:26 | P | NO SIGNIFICANT CLINICAL OBSERVATIONS |
| | | | | 28 | 11:49 | P | NO SIGNIFICANT CLINICAL OBSERVATIONS |
| | | | | 29 | 7:49 | P | NO SIGNIFICANT CLINICAL OBSERVATIONS |
| | | | | 29 | 9:49 | P | NO SIGNIFICANT CLINICAL OBSERVATIONS |
| | | | | 30 | 7:40 | P | NO SIGNIFICANT CLINICAL OBSERVATIONS |
| | | | | 30 | 9:29 | P | NO SIGNIFICANT CLINICAL OBSERVATIONS |
| | | | | 31 | 7:55 | P | NO SIGNIFICANT CLINICAL OBSERVATIONS |
| | | | | 31 | 9:14 | P | NO SIGNIFICANT CLINICAL OBSERVATIONS |
| | | | | 32 | 7:34 | P | NO SIGNIFICANT CLINICAL OBSERVATIONS |
| | | | | 32 | 10:00 | P | NO SIGNIFICANT CLINICAL OBSERVATIONS |
| | | | | 35 | 9:20 | P | NO SIGNIFICANT CLINICAL OBSERVATIONS |
| | | | | 35 | 11:15 | P | NO SIGNIFICANT CLINICAL OBSERVATIONS |
| | | | | 36 | 8:47 | P | NO SIGNIFICANT CLINICAL OBSERVATIONS |
| | | | | 36 | 10:21 | P | NO SIGNIFICANT CLINICAL OBSERVATIONS |
| | | | | 37 | 8:33 | P | NO SIGNIFICANT CLINICAL OBSERVATIONS |
| | | | | 37 | 10:11 | P | NO SIGNIFICANT CLINICAL OBSERVATIONS |
| | | | | 38 | 8:29 | P | NO SIGNIFICANT CLINICAL OBSERVATIONS |
| | | | | 38 | 10:13 | P | NO SIGNIFICANT CLINICAL OBSERVATIONS |
| | | | | 39 | 7:19 | P | NO SIGNIFICANT CLINICAL OBSERVATIONS |
| | | | | 39 | 9:20 | P | NO SIGNIFICANT CLINICAL OBSERVATIONS |
| | | | | 42 | 11:15 | P | NO SIGNIFICANT CLINICAL OBSERVATIONS |
| | | | | 43 | 8:35 | P | NO SIGNIFICANT CLINICAL OBSERVATIONS |
| | | | | 43 | 10:22 | P | NO SIGNIFICANT CLINICAL OBSERVATIONS |
| | | | | 44 | 8:06 | P | NO SIGNIFICANT CLINICAL OBSERVATIONS |
| | | | | 44 | 9:51 | P | NO SIGNIFICANT CLINICAL OBSERVATIONS |
| | | | | 45 | 8:31 | P | NO SIGNIFICANT CLINICAL OBSERVATIONS |
| | | | | 45 | 10:00 | P | NO SIGNIFICANT CLINICAL OBSERVATIONS |
| | | | | 46 | 7:00 | P | NO SIGNIFICANT CLINICAL OBSERVATIONS |
| | | | | 46 | 8:58 | P | NO SIGNIFICANT CLINICAL OBSERVATIONS |

GRADE CODE: 1 - SLIGHT 2 - MODERATE 3 - SEVERE P - PRESENT

STUDY DAYS: 0 THROUGH 89

| ANIMAL | SEX | GROUP | CATEGORY | STUDY DAY | TIME | GRADE | OBSERVATIONS |
|---|---|---|---|---|---|---|---|
| 10450 | M | 50 MG/KG/DAY | NORMAL | 49 | 9:41 | P | NO SIGNIFICANT CLINICAL OBSERVATIONS |
| | | | | 49 | 12:10 | P | NO SIGNIFICANT CLINICAL OBSERVATIONS |
| | | | | 50 | 8:39 | P | NO SIGNIFICANT CLINICAL OBSERVATIONS |
| | | | | 50 | 10:53 | P | NO SIGNIFICANT CLINICAL OBSERVATIONS |
| | | | | 51 | 8:03 | P | NO SIGNIFICANT CLINICAL OBSERVATIONS |
| | | | | 51 | 9:59 | P | NO SIGNIFICANT CLINICAL OBSERVATIONS |
| | | | | 52 | 9:21 | P | NO SIGNIFICANT CLINICAL OBSERVATIONS |
| | | | | 52 | 11:39 | P | NO SIGNIFICANT CLINICAL OBSERVATIONS |
| | | | | 53 | 7:07 | P | NO SIGNIFICANT CLINICAL OBSERVATIONS |
| | | | | 53 | 9:13 | P | NO SIGNIFICANT CLINICAL OBSERVATIONS |
| | | | | 56 | 9:10 | P | NO SIGNIFICANT CLINICAL OBSERVATIONS |
| | | | | 56 | 11:11 | P | NO SIGNIFICANT CLINICAL OBSERVATIONS |
| | | | | 57 | 9:12 | P | NO SIGNIFICANT CLINICAL OBSERVATIONS |
| | | | | 57 | 10:40 | P | NO SIGNIFICANT CLINICAL OBSERVATIONS |
| | | | | 58 | 7:48 | P | NO SIGNIFICANT CLINICAL OBSERVATIONS |
| | | | | 58 | 9:33 | P | NO SIGNIFICANT CLINICAL OBSERVATIONS |
| | | | | 59 | 7:28 | P | NO SIGNIFICANT CLINICAL OBSERVATIONS |
| | | | | 59 | 9:08 | P | NO SIGNIFICANT CLINICAL OBSERVATIONS |
| | | | | 60 | 7:46 | P | NO SIGNIFICANT CLINICAL OBSERVATIONS |
| | | | | 60 | 9:49 | P | NO SIGNIFICANT CLINICAL OBSERVATIONS |
| | | | | 63 | 12:07 | P | NO SIGNIFICANT CLINICAL OBSERVATIONS |
| | | | | 63 | 14:32 | P | NO SIGNIFICANT CLINICAL OBSERVATIONS |
| | | | | 64 | 8:47 | P | NO SIGNIFICANT CLINICAL OBSERVATIONS |
| | | | | 64 | 10:18 | P | NO SIGNIFICANT CLINICAL OBSERVATIONS |
| | | | | 65 | 8:53 | P | NO SIGNIFICANT CLINICAL OBSERVATIONS |
| | | | | 65 | 10:59 | P | NO SIGNIFICANT CLINICAL OBSERVATIONS |
| | | | | 66 | 8:27 | P | NO SIGNIFICANT CLINICAL OBSERVATIONS |
| | | | | 66 | 9:53 | P | NO SIGNIFICANT CLINICAL OBSERVATIONS |
| | | | | 67 | 7:36 | P | NO SIGNIFICANT CLINICAL OBSERVATIONS |

GRADE CODE: 1 - SLIGHT 2 - MODERATE 3 - SEVERE P - PRESENT

STUDY DAYS: 0 THROUGH 89

| ANIMAL | SEX | GROUP | CATEGORY | STUDY DAY | TIME | GRADE | OBSERVATIONS |
|---|---|---|---|---|---|---|---|
| 10450 | M | 50 MG/KG/DAY | NORMAL | 67 | 9:21 | P | NO SIGNIFICANT CLINICAL OBSERVATIONS |
| | | | | 70 | 8:10 | P | NO SIGNIFICANT CLINICAL OBSERVATIONS |
| | | | | 70 | 10:52 | P | NO SIGNIFICANT CLINICAL OBSERVATIONS |
| | | | | 71 | 8:21 | P | NO SIGNIFICANT CLINICAL OBSERVATIONS |
| | | | | 71 | 9:53 | P | NO SIGNIFICANT CLINICAL OBSERVATIONS |
| | | | | 72 | 7:35 | P | NO SIGNIFICANT CLINICAL OBSERVATIONS |
| | | | | 72 | 9:08 | P | NO SIGNIFICANT CLINICAL OBSERVATIONS |
| | | | | 73 | 7:35 | P | NO SIGNIFICANT CLINICAL OBSERVATIONS |
| | | | | 73 | 9:19 | P | NO SIGNIFICANT CLINICAL OBSERVATIONS |
| | | | | 74 | 7:21 | P | NO SIGNIFICANT CLINICAL OBSERVATIONS |
| | | | | 74 | 9:33 | P | NO SIGNIFICANT CLINICAL OBSERVATIONS |
| | | | | 77 | 8:38 | P | NO SIGNIFICANT CLINICAL OBSERVATIONS |
| | | | | 77 | 11:40 | P | NO SIGNIFICANT CLINICAL OBSERVATIONS |
| | | | | 78 | 9:44 | P | NO SIGNIFICANT CLINICAL OBSERVATIONS |
| | | | | 78 | 11:36 | P | NO SIGNIFICANT CLINICAL OBSERVATIONS |
| | | | | 79 | 7:26 | P | NO SIGNIFICANT CLINICAL OBSERVATIONS |
| | | | | 79 | 9:02 | P | NO SIGNIFICANT CLINICAL OBSERVATIONS |
| | | | | 80 | 8:58 | P | NO SIGNIFICANT CLINICAL OBSERVATIONS |
| | | | | 80 | 10:41 | P | NO SIGNIFICANT CLINICAL OBSERVATIONS |
| | | | | 81 | 7:37 | P | NO SIGNIFICANT CLINICAL OBSERVATIONS |
| | | | | 81 | 9:29 | P | NO SIGNIFICANT CLINICAL OBSERVATIONS |
| | | | | 85 | 7:44 | P | NO SIGNIFICANT CLINICAL OBSERVATIONS |
| | | | | 85 | 9:46 | P | NO SIGNIFICANT CLINICAL OBSERVATIONS |
| | | | | 86 | 7:31 | P | NO SIGNIFICANT CLINICAL OBSERVATIONS |
| | | | | 86 | 9:30 | P | NO SIGNIFICANT CLINICAL OBSERVATIONS |
| | | | | 87 | 8:51 | P | NO SIGNIFICANT CLINICAL OBSERVATIONS |
| | | | | 87 | 10:43 | P | NO SIGNIFICANT CLINICAL OBSERVATIONS |
| | | | | 88 | 6:55 | P | NO SIGNIFICANT CLINICAL OBSERVATIONS |
| | | | | 88 | 9:17 | P | NO SIGNIFICANT CLINICAL OBSERVATIONS |

GRADE CODE: 1 - SLIGHT 2 - MODERATE 3 - SEVERE P - PRESENT

STUDY DAYS: 0 THROUGH 89

| ANIMAL | SEX | GROUP | CATEGORY | STUDY DAY | TIME | GRADE | OBSERVATIONS |
|---|---|---|---|---|---|---|---|
| 10450 | M | 50 MG/KG/DAY | NORMAL | 89 | 6:25 | P | NO SIGNIFICANT CLINICAL OBSERVATIONS |
| | | | | 89 | 7:49 | P | NO SIGNIFICANT CLINICAL OBSERVATIONS |
| 10451 | M | 50 MG/KG/DAY | NORMAL | 0 | 10:36 | P | NO SIGNIFICANT CLINICAL OBSERVATIONS |
| | | | | 0 | 12:54 | P | NO SIGNIFICANT CLINICAL OBSERVATIONS |
| | | | | 1 | 7:53 | P | NO SIGNIFICANT CLINICAL OBSERVATIONS |
| | | | | 1 | 9:40 | P | NO SIGNIFICANT CLINICAL OBSERVATIONS |
| | | | | 2 | 9:24 | P | NO SIGNIFICANT CLINICAL OBSERVATIONS |
| | | | | 2 | 11:21 | P | NO SIGNIFICANT CLINICAL OBSERVATIONS |
| | | | | 3 | 9:26 | P | NO SIGNIFICANT CLINICAL OBSERVATIONS |
| | | | | 3 | 11:24 | P | NO SIGNIFICANT CLINICAL OBSERVATIONS |
| | | | | 4 | 7:06 | P | NO SIGNIFICANT CLINICAL OBSERVATIONS |
| | | | | 4 | 8:59 | P | NO SIGNIFICANT CLINICAL OBSERVATIONS |
| | | | | 7 | 9:53 | P | NO SIGNIFICANT CLINICAL OBSERVATIONS |
| | | | | 7 | 11:49 | P | NO SIGNIFICANT CLINICAL OBSERVATIONS |
| | | | | 8 | 8:48 | P | NO SIGNIFICANT CLINICAL OBSERVATIONS |
| | | | | 8 | 10:43 | P | NO SIGNIFICANT CLINICAL OBSERVATIONS |
| | | | | 9 | 9:46 | P | NO SIGNIFICANT CLINICAL OBSERVATIONS |
| | | | | 9 | 11:29 | P | NO SIGNIFICANT CLINICAL OBSERVATIONS |
| | | | | 10 | 8:53 | P | NO SIGNIFICANT CLINICAL OBSERVATIONS |
| | | | | 10 | 10:22 | P | NO SIGNIFICANT CLINICAL OBSERVATIONS |
| | | | | 14 | 9:39 | P | NO SIGNIFICANT CLINICAL OBSERVATIONS |
| | | | | 14 | 12:15 | P | NO SIGNIFICANT CLINICAL OBSERVATIONS |
| | | | | 15 | 9:08 | P | NO SIGNIFICANT CLINICAL OBSERVATIONS |
| | | | | 15 | 10:46 | P | NO SIGNIFICANT CLINICAL OBSERVATIONS |
| | | | | 16 | 8:44 | P | NO SIGNIFICANT CLINICAL OBSERVATIONS |
| | | | | 16 | 10:18 | P | NO SIGNIFICANT CLINICAL OBSERVATIONS |
| | | | | 17 | 8:53 | P | NO SIGNIFICANT CLINICAL OBSERVATIONS |
| | | | | 17 | 10:31 | P | NO SIGNIFICANT CLINICAL OBSERVATIONS |
| | | | | 18 | 7:01 | P | NO SIGNIFICANT CLINICAL OBSERVATIONS |

GRADE CODE: 1 - SLIGHT 2 - MODERATE 3 - SEVERE P - PRESENT

STUDY DAYS: 0 THROUGH 89

| ANIMAL | SEX | GROUP | CATEGORY | STUDY DAY | TIME | GRADE | OBSERVATIONS |
|---|---|---|---|---|---|---|---|
| 10451 | M | 50 MG/KG/DAY | NORMAL | 18 | 9:04 | P | NO SIGNIFICANT CLINICAL OBSERVATIONS |
| | | | | 21 | 9:33 | P | NO SIGNIFICANT CLINICAL OBSERVATIONS |
| | | | | 21 | 11:39 | P | NO SIGNIFICANT CLINICAL OBSERVATIONS |
| | | | | 22 | 7:44 | P | NO SIGNIFICANT CLINICAL OBSERVATIONS |
| | | | | 22 | 9:43 | P | NO SIGNIFICANT CLINICAL OBSERVATIONS |
| | | | | 23 | 7:31 | P | NO SIGNIFICANT CLINICAL OBSERVATIONS |
| | | | | 23 | 9:22 | P | NO SIGNIFICANT CLINICAL OBSERVATIONS |
| | | | | 24 | 8:13 | P | NO SIGNIFICANT CLINICAL OBSERVATIONS |
| | | | | 24 | 9:34 | P | NO SIGNIFICANT CLINICAL OBSERVATIONS |
| | | | | 25 | 7:25 | P | NO SIGNIFICANT CLINICAL OBSERVATIONS |
| | | | | 25 | 9:30 | P | NO SIGNIFICANT CLINICAL OBSERVATIONS |
| | | | | 28 | 9:27 | P | NO SIGNIFICANT CLINICAL OBSERVATIONS |
| | | | | 28 | 11:50 | P | NO SIGNIFICANT CLINICAL OBSERVATIONS |
| | | | | 29 | 7:49 | P | NO SIGNIFICANT CLINICAL OBSERVATIONS |
| | | | | 29 | 9:50 | P | NO SIGNIFICANT CLINICAL OBSERVATIONS |
| | | | | 30 | 7:40 | P | NO SIGNIFICANT CLINICAL OBSERVATIONS |
| | | | | 30 | 9:29 | P | NO SIGNIFICANT CLINICAL OBSERVATIONS |
| | | | | 31 | 7:55 | P | NO SIGNIFICANT CLINICAL OBSERVATIONS |
| | | | | 31 | 9:14 | P | NO SIGNIFICANT CLINICAL OBSERVATIONS |
| | | | | 32 | 7:34 | P | NO SIGNIFICANT CLINICAL OBSERVATIONS |
| | | | | 32 | 10:00 | P | NO SIGNIFICANT CLINICAL OBSERVATIONS |
| | | | | 35 | 9:20 | P | NO SIGNIFICANT CLINICAL OBSERVATIONS |
| | | | | 35 | 11:15 | P | NO SIGNIFICANT CLINICAL OBSERVATIONS |
| | | | | 36 | 8:47 | P | NO SIGNIFICANT CLINICAL OBSERVATIONS |
| | | | | 36 | 10:21 | P | NO SIGNIFICANT CLINICAL OBSERVATIONS |
| | | | | 37 | 8:34 | P | NO SIGNIFICANT CLINICAL OBSERVATIONS |
| | | | | 37 | 10:11 | P | NO SIGNIFICANT CLINICAL OBSERVATIONS |
| | | | | 38 | 8:29 | P | NO SIGNIFICANT CLINICAL OBSERVATIONS |
| | | | | 38 | 10:13 | P | NO SIGNIFICANT CLINICAL OBSERVATIONS |

GRADE CODE: 1 - SLIGHT 2 - MODERATE 3 - SEVERE P - PRESENT

STUDY DAYS: 0 THROUGH 89

| ANIMAL | SEX | GROUP | CATEGORY | STUDY DAY | TIME | GRADE | OBSERVATIONS |
|---|---|---|---|---|---|---|---|
| 10451 | M | 50 MG/KG/DAY | NORMAL | 39 | 7:19 | P | NO SIGNIFICANT CLINICAL OBSERVATIONS |
| | | | | 39 | 9:21 | P | NO SIGNIFICANT CLINICAL OBSERVATIONS |
| | | | | 43 | 8:35 | P | NO SIGNIFICANT CLINICAL OBSERVATIONS |
| | | | | 44 | 8:06 | P | NO SIGNIFICANT CLINICAL OBSERVATIONS |
| | | | | 44 | 9:52 | P | NO SIGNIFICANT CLINICAL OBSERVATIONS |
| | | | | 46 | 7:00 | P | NO SIGNIFICANT CLINICAL OBSERVATIONS |
| | | | | 46 | 8:58 | P | NO SIGNIFICANT CLINICAL OBSERVATIONS |
| 10451 | M | 50 MG/KG/DAY | CARDIO-PULMONARY | 42 | 11:16 | P | EXTREMITIES PALE |
| | | | | 43 | 10:22 | P | EXTREMITIES PALE |
| | | | | 45 | 8:31 | P | EXTREMITIES PALE |
| | | | | 45 | 10:00 | P | EXTREMITIES PALE |
| | | | | 49 | 9:41 | P | EXTREMITIES PALE |
| | | | | 49 | 12:11 | P | EXTREMITIES PALE |
| | | | | 49 | 12:11 | P | EXTREMITIES COOL TO TOUCH |
| | | | | 50 | 8:40 | P | EXTREMITIES PALE |
| | | | | 50 | 8:41 | P | BODY COOL TO TOUCH |
| | | | | 50 | 10:53 | P | EXTREMITIES PALE |
| | | | | 50 | 10:53 | P | BODY COOL TO TOUCH |
| | | | | 51 | 8:04 | P | EXTREMITIES PALE |
| | | | | 51 | 8:04 | P | EXTREMITIES COOL TO TOUCH |
| | | | | 51 | 8:04 | P | BODY COOL TO TOUCH |
| | | | | 51 | 8:04 | P | BODY PALE |
| | | | | 51 | 9:59 | P | EXTREMITIES PALE |
| | | | | 51 | 9:59 | P | EXTREMITIES COOL TO TOUCH |
| | | | | 51 | 9:59 | P | BODY COOL TO TOUCH |
| | | | | 51 | 9:59 | P | BODY PALE |
| | | | | 52 | 9:21 | P | BODY COOL TO TOUCH |
| | | | | 52 | 9:21 | P | RESPIRATION RATE INCREASED |
| | | | | 52 | 9:22 | P | BODY PALE |

GRADE CODE: 1 - SLIGHT 2 - MODERATE 3 - SEVERE P - PRESENT

STUDY DAYS: 0 THROUGH 89

| ANIMAL | SEX | GROUP | CATEGORY | STUDY DAY | TIME | GRADE | OBSERVATIONS |
|---|---|---|---|---|---|---|---|
| 10451 | M | 50 MG/KG/DAY | EYES/EARS/NOSE | 28 | 9:33 | P | DRIED RED MATERIAL AROUND NOSE |
| 10451 | M | 50 MG/KG/DAY | EXCRETA | 50 | 8:41 | P | DEFECATION DECREASED |
| | | | | 52 | 9:21 | P | DEFECATION DECREASED |
| 10452 | M | 50 MG/KG/DAY | NORMAL | 0 | 10:37 | P | NO SIGNIFICANT CLINICAL OBSERVATIONS |
| | | | | 0 | 12:55 | P | NO SIGNIFICANT CLINICAL OBSERVATIONS |
| | | | | 1 | 7:53 | P | NO SIGNIFICANT CLINICAL OBSERVATIONS |
| | | | | 1 | 9:40 | P | NO SIGNIFICANT CLINICAL OBSERVATIONS |
| | | | | 2 | 9:25 | P | NO SIGNIFICANT CLINICAL OBSERVATIONS |
| | | | | 2 | 11:21 | P | NO SIGNIFICANT CLINICAL OBSERVATIONS |
| | | | | 3 | 9:26 | P | NO SIGNIFICANT CLINICAL OBSERVATIONS |
| | | | | 3 | 11:24 | P | NO SIGNIFICANT CLINICAL OBSERVATIONS |
| | | | | 4 | 7:07 | P | NO SIGNIFICANT CLINICAL OBSERVATIONS |
| | | | | 4 | 8:59 | P | NO SIGNIFICANT CLINICAL OBSERVATIONS |
| | | | | 7 | 9:54 | P | NO SIGNIFICANT CLINICAL OBSERVATIONS |
| | | | | 7 | 11:49 | P | NO SIGNIFICANT CLINICAL OBSERVATIONS |
| | | | | 8 | 8:48 | P | NO SIGNIFICANT CLINICAL OBSERVATIONS |
| | | | | 8 | 10:43 | P | NO SIGNIFICANT CLINICAL OBSERVATIONS |
| | | | | 9 | 9:46 | P | NO SIGNIFICANT CLINICAL OBSERVATIONS |
| | | | | 9 | 11:29 | P | NO SIGNIFICANT CLINICAL OBSERVATIONS |
| | | | | 10 | 8:53 | P | NO SIGNIFICANT CLINICAL OBSERVATIONS |
| | | | | 10 | 10:23 | P | NO SIGNIFICANT CLINICAL OBSERVATIONS |
| | | | | 11 | 7:10 | P | NO SIGNIFICANT CLINICAL OBSERVATIONS |
| | | | | 11 | 9:26 | P | NO SIGNIFICANT CLINICAL OBSERVATIONS |
| | | | | 14 | 9:40 | P | NO SIGNIFICANT CLINICAL OBSERVATIONS |
| | | | | 14 | 12:15 | P | NO SIGNIFICANT CLINICAL OBSERVATIONS |
| | | | | 15 | 9:08 | P | NO SIGNIFICANT CLINICAL OBSERVATIONS |
| | | | | 15 | 10:46 | P | NO SIGNIFICANT CLINICAL OBSERVATIONS |
| | | | | 16 | 8:44 | P | NO SIGNIFICANT CLINICAL OBSERVATIONS |
| | | | | 16 | 10:18 | P | NO SIGNIFICANT CLINICAL OBSERVATIONS |

GRADE CODE: 1 - SLIGHT 2 - MODERATE 3 - SEVERE P - PRESENT

STUDY DAYS: 0 THROUGH 89

| ANIMAL | SEX | GROUP | CATEGORY | STUDY DAY | TIME | GRADE | OBSERVATIONS |
|---|---|---|---|---|---|---|---|
| 10452 | M | 50 MG/KG/DAY | NORMAL | 17 | 8:53 | P | NO SIGNIFICANT CLINICAL OBSERVATIONS |
| | | | | 17 | 10:32 | P | NO SIGNIFICANT CLINICAL OBSERVATIONS |
| | | | | 18 | 7:01 | P | NO SIGNIFICANT CLINICAL OBSERVATIONS |
| | | | | 18 | 9:04 | P | NO SIGNIFICANT CLINICAL OBSERVATIONS |
| | | | | 21 | 9:33 | P | NO SIGNIFICANT CLINICAL OBSERVATIONS |
| | | | | 21 | 11:39 | P | NO SIGNIFICANT CLINICAL OBSERVATIONS |
| | | | | 22 | 7:45 | P | NO SIGNIFICANT CLINICAL OBSERVATIONS |
| | | | | 22 | 9:43 | P | NO SIGNIFICANT CLINICAL OBSERVATIONS |
| | | | | 23 | 7:32 | P | NO SIGNIFICANT CLINICAL OBSERVATIONS |
| | | | | 23 | 9:22 | P | NO SIGNIFICANT CLINICAL OBSERVATIONS |
| | | | | 24 | 8:13 | P | NO SIGNIFICANT CLINICAL OBSERVATIONS |
| | | | | 24 | 9:34 | P | NO SIGNIFICANT CLINICAL OBSERVATIONS |
| | | | | 25 | 7:25 | P | NO SIGNIFICANT CLINICAL OBSERVATIONS |
| | | | | 25 | 9:30 | P | NO SIGNIFICANT CLINICAL OBSERVATIONS |
| | | | | 28 | 9:28 | P | NO SIGNIFICANT CLINICAL OBSERVATIONS |
| | | | | 28 | 11:50 | P | NO SIGNIFICANT CLINICAL OBSERVATIONS |
| | | | | 29 | 7:49 | P | NO SIGNIFICANT CLINICAL OBSERVATIONS |
| | | | | 29 | 9:50 | P | NO SIGNIFICANT CLINICAL OBSERVATIONS |
| | | | | 30 | 7:41 | P | NO SIGNIFICANT CLINICAL OBSERVATIONS |
| | | | | 30 | 9:29 | P | NO SIGNIFICANT CLINICAL OBSERVATIONS |
| | | | | 31 | 7:55 | P | NO SIGNIFICANT CLINICAL OBSERVATIONS |
| | | | | 31 | 9:14 | P | NO SIGNIFICANT CLINICAL OBSERVATIONS |
| | | | | 32 | 7:35 | P | NO SIGNIFICANT CLINICAL OBSERVATIONS |
| | | | | 32 | 10:00 | P | NO SIGNIFICANT CLINICAL OBSERVATIONS |
| | | | | 35 | 9:20 | P | NO SIGNIFICANT CLINICAL OBSERVATIONS |
| | | | | 35 | 11:15 | P | NO SIGNIFICANT CLINICAL OBSERVATIONS |
| | | | | 36 | 8:47 | P | NO SIGNIFICANT CLINICAL OBSERVATIONS |
| | | | | 36 | 10:21 | P | NO SIGNIFICANT CLINICAL OBSERVATIONS |
| | | | | 37 | 8:34 | P | NO SIGNIFICANT CLINICAL OBSERVATIONS |

GRADE CODE: 1 - SLIGHT 2 - MODERATE 3 - SEVERE P - PRESENT

TABLE A3 (DOSING DAY OBSERVATIONS)
A 90-DAY DERMAL STUDY UTILIZING CLARIFIED OILS IN RATS
INDIVIDUAL CLINICAL OBSERVATIONS



STUDY DAYS: 0 THROUGH 89

| ANIMAL | SEX | GROUP | CATEGORY | STUDY DAY | TIME | GRADE | OBSERVATIONS |
|---|---|---|---|---|---|---|---|
| 10452 | M | 50 MG/KG/DAY | NORMAL | 37 | 10:12 | P | NO SIGNIFICANT CLINICAL OBSERVATIONS |
| | | | | 38 | 8:29 | P | NO SIGNIFICANT CLINICAL OBSERVATIONS |
| | | | | 38 | 10:13 | P | NO SIGNIFICANT CLINICAL OBSERVATIONS |
| | | | | 39 | 7:19 | P | NO SIGNIFICANT CLINICAL OBSERVATIONS |
| | | | | 39 | 9:21 | P | NO SIGNIFICANT CLINICAL OBSERVATIONS |
| | | | | 46 | 7:01 | P | NO SIGNIFICANT CLINICAL OBSERVATIONS |
| 10452 | M | 50 MG/KG/DAY | CARDIO-PULMONARY | 42 | 11:16 | P | EXTREMITIES PALE |
| | | | | 42 | 11:16 | P | EXTREMITIES COOL TO TOUCH |
| | | | | 43 | 8:36 | P | EXTREMITIES COOL TO TOUCH |
| | | | | 43 | 10:23 | P | EXTREMITIES PALE |
| | | | | 43 | 10:23 | P | EXTREMITIES COOL TO TOUCH |
| | | | | 44 | 9:52 | P | EXTREMITIES PALE |
| | | | | 44 | 9:53 | P | EXTREMITIES COOL TO TOUCH |
| | | | | 45 | 8:32 | P | EXTREMITIES PALE |
| | | | | 45 | 8:32 | P | EXTREMITIES COOL TO TOUCH |
| | | | | 45 | 10:01 | P | EXTREMITIES PALE |
| | | | | 45 | 10:01 | P | EXTREMITIES COOL TO TOUCH |
| | | | | 46 | 8:58 | P | EXTREMITIES COOL TO TOUCH |
| | | | | 49 | 9:42 | P | EXTREMITIES PALE |
| | | | | 49 | 9:42 | P | EXTREMITIES COOL TO TOUCH |
| | | | | 49 | 9:42 | P | BODY COOL TO TOUCH |
| | | | | 49 | 12:11 | P | EXTREMITIES PALE |
| | | | | 49 | 12:11 | P | BODY PALE |
| | | | | 49 | 12:11 | P | EXTREMITIES COOL TO TOUCH |
| | | | | 49 | 12:11 | P | BODY COOL TO TOUCH |
| | | | | 50 | 8:41 | P | EXTREMITIES PALE |
| | | | | 50 | 8:41 | P | BODY COOL TO TOUCH |
| | | | | 50 | 10:53 | P | EXTREMITIES PALE |
| | | | | 50 | 10:54 | P | EXTREMITIES COOL TO TOUCH |

GRADE CODE: 1 - SLIGHT 2 - MODERATE 3 - SEVERE P - PRESENT

STUDY DAYS: 0 THROUGH 89

| ANIMAL | SEX | GROUP | CATEGORY | STUDY DAY | TIME | GRADE | OBSERVATIONS |
|---|---|---|---|---|---|---|---|
| 10452 | M | 50 MG/KG/DAY | CARDIO-PULMONARY | 51 | 8:04 | P | EXTREMITIES PALE |
| | | | | 51 | 8:04 | P | BODY COOL TO TOUCH |
| | | | | 51 | 8:04 | P | BODY PALE |
| | | | | 51 | 8:04 | P | EXTREMITIES COOL TO TOUCH |
| | | | | 51 | 10:00 | P | EXTREMITIES PALE |
| | | | | 51 | 10:00 | P | BODY COOL TO TOUCH |
| | | | | 51 | 10:00 | P | EXTREMITIES COOL TO TOUCH |
| | | | | 51 | 10:00 | P | BODY PALE |
| | | | | 52 | 9:22 | P | BODY PALE |
| | | | | 52 | 9:22 | P | BODY COOL TO TOUCH |
| 10452 | M | 50 MG/KG/DAY | EXCRETA | 43 | 8:36 | P | DEFECATION DECREASED |
| | | | | 44 | 8:07 | P | DEFECATION DECREASED |
| | | | | 45 | 8:32 | P | DEFECATION DECREASED |
| | | | | 46 | 8:58 | P | DEFECATION DECREASED |
| | | | | 49 | 9:42 | P | DEFECATION DECREASED |
| | | | | 50 | 8:42 | P | DEFECATION DECREASED |
| 10452 | M | 50 MG/KG/DAY | SPECIAL II | 43 | 8:35 | P | PROLAPSED PENIS |
| | | | | 43 | 10:23 | P | PROLAPSED PENIS |
| | | | | 44 | 8:07 | P | PROLAPSED PENIS |
| | | | | 44 | 9:52 | P | PROLAPSED PENIS |
| | | | | 45 | 8:32 | P | PROLAPSED PENIS |
| | | | | 45 | 10:01 | P | PROLAPSED PENIS |
| | | | | 46 | 8:58 | P | PROLAPSED PENIS |
| | | | | 49 | 9:42 | P | PROLAPSED PENIS |
| | | | | 49 | 12:11 | P | PROLAPSED PENIS |
| | | | | 50 | 8:41 | P | PROLAPSED PENIS |
| | | | | 50 | 10:53 | P | PROLAPSED PENIS |
| | | | | 51 | 10:00 | P | PROLAPSED PENIS |
| | | | | 52 | 9:22 | P | PROLAPSED PENIS |

GRADE CODE: 1 - SLIGHT 2 - MODERATE 3 - SEVERE P - PRESENT

TABLE A3 (DOSING DAY OBSERVATIONS)
A 90-DAY DERMAL STUDY UTILIZING CLARIFIED OILS IN RATS
INDIVIDUAL CLINICAL OBSERVATIONS



STUDY DAYS: 0 THROUGH 89

| ANIMAL | SEX | GROUP | CATEGORY | STUDY DAY | TIME | GRADE | OBSERVATIONS |
|---|---|---|---|---|---|---|---|
| 10472 | M | 50 MG/KG/DAY | NORMAL | 0 | 10:37 | P | NO SIGNIFICANT CLINICAL OBSERVATIONS |
| | | | | 0 | 12:55 | P | NO SIGNIFICANT CLINICAL OBSERVATIONS |
| | | | | 1 | 7:53 | P | NO SIGNIFICANT CLINICAL OBSERVATIONS |
| | | | | 1 | 9:40 | P | NO SIGNIFICANT CLINICAL OBSERVATIONS |
| | | | | 2 | 9:25 | P | NO SIGNIFICANT CLINICAL OBSERVATIONS |
| | | | | 2 | 11:21 | P | NO SIGNIFICANT CLINICAL OBSERVATIONS |
| | | | | 3 | 9:26 | P | NO SIGNIFICANT CLINICAL OBSERVATIONS |
| | | | | 3 | 11:24 | P | NO SIGNIFICANT CLINICAL OBSERVATIONS |
| | | | | 4 | 7:07 | P | NO SIGNIFICANT CLINICAL OBSERVATIONS |
| | | | | 4 | 8:59 | P | NO SIGNIFICANT CLINICAL OBSERVATIONS |
| | | | | 7 | 9:54 | P | NO SIGNIFICANT CLINICAL OBSERVATIONS |
| | | | | 7 | 11:49 | P | NO SIGNIFICANT CLINICAL OBSERVATIONS |
| | | | | 8 | 8:48 | P | NO SIGNIFICANT CLINICAL OBSERVATIONS |
| | | | | 8 | 10:43 | P | NO SIGNIFICANT CLINICAL OBSERVATIONS |
| | | | | 9 | 9:47 | P | NO SIGNIFICANT CLINICAL OBSERVATIONS |
| | | | | 9 | 11:29 | P | NO SIGNIFICANT CLINICAL OBSERVATIONS |
| | | | | 10 | 8:53 | P | NO SIGNIFICANT CLINICAL OBSERVATIONS |
| | | | | 10 | 10:23 | P | NO SIGNIFICANT CLINICAL OBSERVATIONS |
| | | | | 14 | 9:40 | P | NO SIGNIFICANT CLINICAL OBSERVATIONS |
| | | | | 14 | 12:15 | P | NO SIGNIFICANT CLINICAL OBSERVATIONS |
| | | | | 15 | 9:08 | P | NO SIGNIFICANT CLINICAL OBSERVATIONS |
| | | | | 15 | 10:46 | P | NO SIGNIFICANT CLINICAL OBSERVATIONS |
| | | | | 16 | 8:44 | P | NO SIGNIFICANT CLINICAL OBSERVATIONS |
| | | | | 16 | 10:20 | P | NO SIGNIFICANT CLINICAL OBSERVATIONS |
| | | | | 17 | 8:54 | P | NO SIGNIFICANT CLINICAL OBSERVATIONS |
| | | | | 17 | 10:32 | P | NO SIGNIFICANT CLINICAL OBSERVATIONS |
| | | | | 18 | 7:01 | P | NO SIGNIFICANT CLINICAL OBSERVATIONS |
| | | | | 18 | 9:04 | P | NO SIGNIFICANT CLINICAL OBSERVATIONS |
| | | | | 21 | 9:33 | P | NO SIGNIFICANT CLINICAL OBSERVATIONS |

GRADE CODE: 1 - SLIGHT 2 - MODERATE 3 - SEVERE P - PRESENT

STUDY DAYS: 0 THROUGH 89

| ANIMAL | SEX | GROUP | CATEGORY | STUDY DAY | TIME | GRADE | OBSERVATIONS |
|---|---|---|---|---|---|---|---|
| 10472 | M | 50 MG/KG/DAY | NORMAL | 21 | 11:39 | P | NO SIGNIFICANT CLINICAL OBSERVATIONS |
| | | | | 22 | 7:45 | P | NO SIGNIFICANT CLINICAL OBSERVATIONS |
| | | | | 22 | 9:43 | P | NO SIGNIFICANT CLINICAL OBSERVATIONS |
| | | | | 23 | 7:32 | P | NO SIGNIFICANT CLINICAL OBSERVATIONS |
| | | | | 23 | 9:23 | P | NO SIGNIFICANT CLINICAL OBSERVATIONS |
| | | | | 24 | 8:13 | P | NO SIGNIFICANT CLINICAL OBSERVATIONS |
| | | | | 24 | 9:34 | P | NO SIGNIFICANT CLINICAL OBSERVATIONS |
| | | | | 25 | 7:25 | P | NO SIGNIFICANT CLINICAL OBSERVATIONS |
| | | | | 25 | 9:30 | P | NO SIGNIFICANT CLINICAL OBSERVATIONS |
| | | | | 28 | 9:28 | P | NO SIGNIFICANT CLINICAL OBSERVATIONS |
| | | | | 28 | 11:50 | P | NO SIGNIFICANT CLINICAL OBSERVATIONS |
| | | | | 29 | 7:49 | P | NO SIGNIFICANT CLINICAL OBSERVATIONS |
| | | | | 29 | 9:50 | P | NO SIGNIFICANT CLINICAL OBSERVATIONS |
| | | | | 30 | 7:41 | P | NO SIGNIFICANT CLINICAL OBSERVATIONS |
| | | | | 30 | 9:29 | P | NO SIGNIFICANT CLINICAL OBSERVATIONS |
| | | | | 31 | 7:55 | P | NO SIGNIFICANT CLINICAL OBSERVATIONS |
| | | | | 31 | 9:14 | P | NO SIGNIFICANT CLINICAL OBSERVATIONS |
| | | | | 32 | 7:35 | P | NO SIGNIFICANT CLINICAL OBSERVATIONS |
| | | | | 32 | 10:00 | P | NO SIGNIFICANT CLINICAL OBSERVATIONS |
| | | | | 35 | 9:20 | P | NO SIGNIFICANT CLINICAL OBSERVATIONS |
| | | | | 35 | 11:15 | P | NO SIGNIFICANT CLINICAL OBSERVATIONS |
| | | | | 36 | 8:47 | P | NO SIGNIFICANT CLINICAL OBSERVATIONS |
| | | | | 36 | 10:21 | P | NO SIGNIFICANT CLINICAL OBSERVATIONS |
| | | | | 37 | 8:34 | P | NO SIGNIFICANT CLINICAL OBSERVATIONS |
| | | | | 37 | 10:12 | P | NO SIGNIFICANT CLINICAL OBSERVATIONS |
| | | | | 38 | 8:30 | P | NO SIGNIFICANT CLINICAL OBSERVATIONS |
| | | | | 38 | 10:13 | P | NO SIGNIFICANT CLINICAL OBSERVATIONS |
| | | | | 39 | 7:19 | P | NO SIGNIFICANT CLINICAL OBSERVATIONS |
| | | | | 39 | 9:21 | P | NO SIGNIFICANT CLINICAL OBSERVATIONS |

GRADE CODE: 1 - SLIGHT 2 - MODERATE 3 - SEVERE P - PRESENT

STUDY DAYS: 0 THROUGH 89

| ANIMAL | SEX | GROUP | CATEGORY | STUDY DAY | TIME | GRADE | OBSERVATIONS |
|---|---|---|---|---|---|---|---|
| 10472 | M | 50 MG/KG/DAY | NORMAL | 42 | 11:16 | P | NO SIGNIFICANT CLINICAL OBSERVATIONS |
| | | | | 43 | 8:36 | P | NO SIGNIFICANT CLINICAL OBSERVATIONS |
| | | | | 43 | 10:23 | P | NO SIGNIFICANT CLINICAL OBSERVATIONS |
| | | | | 44 | 8:07 | P | NO SIGNIFICANT CLINICAL OBSERVATIONS |
| | | | | 44 | 9:53 | P | NO SIGNIFICANT CLINICAL OBSERVATIONS |
| | | | | 45 | 8:33 | P | NO SIGNIFICANT CLINICAL OBSERVATIONS |
| | | | | 45 | 10:01 | P | NO SIGNIFICANT CLINICAL OBSERVATIONS |
| | | | | 46 | 7:01 | P | NO SIGNIFICANT CLINICAL OBSERVATIONS |
| | | | | 46 | 8:59 | P | NO SIGNIFICANT CLINICAL OBSERVATIONS |
| | | | | 49 | 9:42 | P | NO SIGNIFICANT CLINICAL OBSERVATIONS |
| | | | | 49 | 12:12 | P | NO SIGNIFICANT CLINICAL OBSERVATIONS |
| | | | | 50 | 8:42 | P | NO SIGNIFICANT CLINICAL OBSERVATIONS |
| | | | | 50 | 10:54 | P | NO SIGNIFICANT CLINICAL OBSERVATIONS |
| | | | | 51 | 8:05 | P | NO SIGNIFICANT CLINICAL OBSERVATIONS |
| | | | | 51 | 10:00 | P | NO SIGNIFICANT CLINICAL OBSERVATIONS |
| | | | | 52 | 9:23 | P | NO SIGNIFICANT CLINICAL OBSERVATIONS |
| | | | | 52 | 11:39 | P | NO SIGNIFICANT CLINICAL OBSERVATIONS |
| | | | | 53 | 7:07 | P | NO SIGNIFICANT CLINICAL OBSERVATIONS |
| | | | | 53 | 9:13 | P | NO SIGNIFICANT CLINICAL OBSERVATIONS |
| | | | | 56 | 9:10 | P | NO SIGNIFICANT CLINICAL OBSERVATIONS |
| | | | | 56 | 11:11 | P | NO SIGNIFICANT CLINICAL OBSERVATIONS |
| | | | | 57 | 9:12 | P | NO SIGNIFICANT CLINICAL OBSERVATIONS |
| | | | | 57 | 10:40 | P | NO SIGNIFICANT CLINICAL OBSERVATIONS |
| | | | | 58 | 7:48 | P | NO SIGNIFICANT CLINICAL OBSERVATIONS |
| | | | | 58 | 9:33 | P | NO SIGNIFICANT CLINICAL OBSERVATIONS |
| | | | | 59 | 7:28 | P | NO SIGNIFICANT CLINICAL OBSERVATIONS |
| | | | | 59 | 9:08 | P | NO SIGNIFICANT CLINICAL OBSERVATIONS |
| | | | | 60 | 7:46 | P | NO SIGNIFICANT CLINICAL OBSERVATIONS |
| | | | | 60 | 9:49 | P | NO SIGNIFICANT CLINICAL OBSERVATIONS |

GRADE CODE: 1 - SLIGHT 2 - MODERATE 3 - SEVERE P - PRESENT

STUDY DAYS: 0 THROUGH 89

| ANIMAL | SEX | GROUP | CATEGORY | STUDY DAY | TIME | GRADE | OBSERVATIONS |
|---|---|---|---|---|---|---|---|
| 10472 | M | 50 MG/KG/DAY | NORMAL | 63 | 12:07 | P | NO SIGNIFICANT CLINICAL OBSERVATIONS |
| | | | | 63 | 14:20 | P | NO SIGNIFICANT CLINICAL OBSERVATIONS |
| | | | | 64 | 8:47 | P | NO SIGNIFICANT CLINICAL OBSERVATIONS |
| | | | | 64 | 10:18 | P | NO SIGNIFICANT CLINICAL OBSERVATIONS |
| | | | | 65 | 8:54 | P | NO SIGNIFICANT CLINICAL OBSERVATIONS |
| | | | | 65 | 10:59 | P | NO SIGNIFICANT CLINICAL OBSERVATIONS |
| | | | | 66 | 8:27 | P | NO SIGNIFICANT CLINICAL OBSERVATIONS |
| | | | | 66 | 9:53 | P | NO SIGNIFICANT CLINICAL OBSERVATIONS |
| | | | | 67 | 7:36 | P | NO SIGNIFICANT CLINICAL OBSERVATIONS |
| | | | | 67 | 9:21 | P | NO SIGNIFICANT CLINICAL OBSERVATIONS |
| | | | | 70 | 8:10 | P | NO SIGNIFICANT CLINICAL OBSERVATIONS |
| | | | | 70 | 10:52 | P | NO SIGNIFICANT CLINICAL OBSERVATIONS |
| | | | | 71 | 8:22 | P | NO SIGNIFICANT CLINICAL OBSERVATIONS |
| | | | | 71 | 9:53 | P | NO SIGNIFICANT CLINICAL OBSERVATIONS |
| | | | | 72 | 7:35 | P | NO SIGNIFICANT CLINICAL OBSERVATIONS |
| | | | | 72 | 9:08 | P | NO SIGNIFICANT CLINICAL OBSERVATIONS |
| | | | | 73 | 7:35 | P | NO SIGNIFICANT CLINICAL OBSERVATIONS |
| | | | | 73 | 9:19 | P | NO SIGNIFICANT CLINICAL OBSERVATIONS |
| | | | | 74 | 7:21 | P | NO SIGNIFICANT CLINICAL OBSERVATIONS |
| | | | | 74 | 9:33 | P | NO SIGNIFICANT CLINICAL OBSERVATIONS |
| | | | | 77 | 8:38 | P | NO SIGNIFICANT CLINICAL OBSERVATIONS |
| | | | | 77 | 11:40 | P | NO SIGNIFICANT CLINICAL OBSERVATIONS |
| | | | | 78 | 9:44 | P | NO SIGNIFICANT CLINICAL OBSERVATIONS |
| | | | | 78 | 11:36 | P | NO SIGNIFICANT CLINICAL OBSERVATIONS |
| | | | | 79 | 7:26 | P | NO SIGNIFICANT CLINICAL OBSERVATIONS |
| | | | | 79 | 9:02 | P | NO SIGNIFICANT CLINICAL OBSERVATIONS |
| | | | | 80 | 8:58 | P | NO SIGNIFICANT CLINICAL OBSERVATIONS |
| | | | | 80 | 10:42 | P | NO SIGNIFICANT CLINICAL OBSERVATIONS |
| | | | | 81 | 7:38 | P | NO SIGNIFICANT CLINICAL OBSERVATIONS |

GRADE CODE: 1 - SLIGHT 2 - MODERATE 3 - SEVERE P - PRESENT

STUDY DAYS: 0 THROUGH 89

| ANIMAL | SEX | GROUP | CATEGORY | STUDY DAY | TIME | GRADE | OBSERVATIONS |
|---|---|---|---|---|---|---|---|
| 10472 | M | 50 MG/KG/DAY | NORMAL | 81 | 9:29 | P | NO SIGNIFICANT CLINICAL OBSERVATIONS |
| | | | | 85 | 7:45 | P | NO SIGNIFICANT CLINICAL OBSERVATIONS |
| | | | | 85 | 9:46 | P | NO SIGNIFICANT CLINICAL OBSERVATIONS |
| | | | | 86 | 7:32 | P | NO SIGNIFICANT CLINICAL OBSERVATIONS |
| | | | | 86 | 9:30 | P | NO SIGNIFICANT CLINICAL OBSERVATIONS |
| | | | | 87 | 8:51 | P | NO SIGNIFICANT CLINICAL OBSERVATIONS |
| | | | | 87 | 10:44 | P | NO SIGNIFICANT CLINICAL OBSERVATIONS |
| | | | | 88 | 6:55 | P | NO SIGNIFICANT CLINICAL OBSERVATIONS |
| | | | | 88 | 9:17 | P | NO SIGNIFICANT CLINICAL OBSERVATIONS |
| | | | | 89 | 6:25 | P | NO SIGNIFICANT CLINICAL OBSERVATIONS |
| | | | | 89 | 7:49 | P | NO SIGNIFICANT CLINICAL OBSERVATIONS |
| 10486 | F | UNTREATED | NORMAL | 0 | 10:00 | P | NO SIGNIFICANT CLINICAL OBSERVATIONS |
| | | | | 0 | 12:43 | P | NO SIGNIFICANT CLINICAL OBSERVATIONS |
| | | | | 1 | 7:39 | P | NO SIGNIFICANT CLINICAL OBSERVATIONS |
| | | | | 1 | 9:25 | P | NO SIGNIFICANT CLINICAL OBSERVATIONS |
| | | | | 2 | 9:10 | P | NO SIGNIFICANT CLINICAL OBSERVATIONS |
| | | | | 2 | 10:38 | P | NO SIGNIFICANT CLINICAL OBSERVATIONS |
| | | | | 3 | 9:11 | P | NO SIGNIFICANT CLINICAL OBSERVATIONS |
| | | | | 3 | 11:07 | P | NO SIGNIFICANT CLINICAL OBSERVATIONS |
| | | | | 4 | 6:53 | P | NO SIGNIFICANT CLINICAL OBSERVATIONS |
| | | | | 4 | 8:47 | P | NO SIGNIFICANT CLINICAL OBSERVATIONS |
| | | | | 7 | 9:17 | P | NO SIGNIFICANT CLINICAL OBSERVATIONS |
| | | | | 7 | 11:38 | P | NO SIGNIFICANT CLINICAL OBSERVATIONS |
| | | | | 8 | 8:32 | P | NO SIGNIFICANT CLINICAL OBSERVATIONS |
| | | | | 8 | 10:31 | P | NO SIGNIFICANT CLINICAL OBSERVATIONS |
| | | | | 9 | 9:29 | P | NO SIGNIFICANT CLINICAL OBSERVATIONS |
| | | | | 9 | 11:17 | P | NO SIGNIFICANT CLINICAL OBSERVATIONS |
| | | | | 10 | 8:37 | P | NO SIGNIFICANT CLINICAL OBSERVATIONS |
| | | | | 10 | 10:12 | P | NO SIGNIFICANT CLINICAL OBSERVATIONS |

GRADE CODE: 1 - SLIGHT 2 - MODERATE 3 - SEVERE P - PRESENT

STUDY DAYS: 0 THROUGH 89

| ANIMAL | SEX | GROUP | CATEGORY | STUDY DAY | TIME | GRADE | OBSERVATIONS |
|---|---|---|---|---|---|---|---|
| 10486 | F | UNTREATED | NORMAL | 11 | 6:56 | P | NO SIGNIFICANT CLINICAL OBSERVATIONS |
| | | | | 11 | 8:47 | P | NO SIGNIFICANT CLINICAL OBSERVATIONS |
| | | | | 14 | 9:20 | P | NO SIGNIFICANT CLINICAL OBSERVATIONS |
| | | | | 14 | 12:02 | P | NO SIGNIFICANT CLINICAL OBSERVATIONS |
| | | | | 15 | 9:00 | P | NO SIGNIFICANT CLINICAL OBSERVATIONS |
| | | | | 15 | 10:34 | P | NO SIGNIFICANT CLINICAL OBSERVATIONS |
| | | | | 16 | 8:29 | P | NO SIGNIFICANT CLINICAL OBSERVATIONS |
| | | | | 16 | 10:01 | P | NO SIGNIFICANT CLINICAL OBSERVATIONS |
| | | | | 17 | 8:42 | P | NO SIGNIFICANT CLINICAL OBSERVATIONS |
| | | | | 17 | 10:22 | P | NO SIGNIFICANT CLINICAL OBSERVATIONS |
| | | | | 18 | 6:44 | P | NO SIGNIFICANT CLINICAL OBSERVATIONS |
| | | | | 18 | 8:32 | P | NO SIGNIFICANT CLINICAL OBSERVATIONS |
| | | | | 21 | 9:12 | P | NO SIGNIFICANT CLINICAL OBSERVATIONS |
| | | | | 21 | 11:25 | P | NO SIGNIFICANT CLINICAL OBSERVATIONS |
| | | | | 22 | 7:28 | P | NO SIGNIFICANT CLINICAL OBSERVATIONS |
| | | | | 22 | 9:29 | P | NO SIGNIFICANT CLINICAL OBSERVATIONS |
| | | | | 23 | 7:24 | P | NO SIGNIFICANT CLINICAL OBSERVATIONS |
| | | | | 23 | 9:07 | P | NO SIGNIFICANT CLINICAL OBSERVATIONS |
| | | | | 24 | 8:06 | P | NO SIGNIFICANT CLINICAL OBSERVATIONS |
| | | | | 24 | 9:23 | P | NO SIGNIFICANT CLINICAL OBSERVATIONS |
| | | | | 25 | 7:15 | P | NO SIGNIFICANT CLINICAL OBSERVATIONS |
| | | | | 25 | 8:51 | P | NO SIGNIFICANT CLINICAL OBSERVATIONS |
| | | | | 28 | 9:15 | P | NO SIGNIFICANT CLINICAL OBSERVATIONS |
| | | | | 28 | 11:36 | P | NO SIGNIFICANT CLINICAL OBSERVATIONS |
| | | | | 29 | 7:40 | P | NO SIGNIFICANT CLINICAL OBSERVATIONS |
| | | | | 29 | 9:41 | P | NO SIGNIFICANT CLINICAL OBSERVATIONS |
| | | | | 30 | 7:28 | P | NO SIGNIFICANT CLINICAL OBSERVATIONS |
| | | | | 30 | 9:21 | P | NO SIGNIFICANT CLINICAL OBSERVATIONS |
| | | | | 31 | 7:48 | P | NO SIGNIFICANT CLINICAL OBSERVATIONS |

GRADE CODE: 1 - SLIGHT 2 - MODERATE 3 - SEVERE P - PRESENT

STUDY DAYS: 0 THROUGH 89

| ANIMAL | SEX | GROUP | CATEGORY | STUDY DAY | TIME | GRADE | OBSERVATIONS |
|---|---|---|---|---|---|---|---|
| 10486 | F | UNTREATED | NORMAL | 31 | 9:01 | P | NO SIGNIFICANT CLINICAL OBSERVATIONS |
| | | | | 32 | 7:24 | P | NO SIGNIFICANT CLINICAL OBSERVATIONS |
| | | | | 32 | 8:57 | P | NO SIGNIFICANT CLINICAL OBSERVATIONS |
| | | | | 35 | 9:12 | P | NO SIGNIFICANT CLINICAL OBSERVATIONS |
| | | | | 35 | 10:56 | P | NO SIGNIFICANT CLINICAL OBSERVATIONS |
| | | | | 36 | 8:26 | P | NO SIGNIFICANT CLINICAL OBSERVATIONS |
| | | | | 36 | 10:13 | P | NO SIGNIFICANT CLINICAL OBSERVATIONS |
| | | | | 37 | 8:23 | P | NO SIGNIFICANT CLINICAL OBSERVATIONS |
| | | | | 37 | 10:02 | P | NO SIGNIFICANT CLINICAL OBSERVATIONS |
| | | | | 38 | 8:19 | P | NO SIGNIFICANT CLINICAL OBSERVATIONS |
| | | | | 38 | 10:05 | P | NO SIGNIFICANT CLINICAL OBSERVATIONS |
| | | | | 39 | 7:09 | P | NO SIGNIFICANT CLINICAL OBSERVATIONS |
| | | | | 39 | 9:09 | P | NO SIGNIFICANT CLINICAL OBSERVATIONS |
| | | | | 42 | 10:23 | P | NO SIGNIFICANT CLINICAL OBSERVATIONS |
| | | | | 43 | 8:24 | P | NO SIGNIFICANT CLINICAL OBSERVATIONS |
| | | | | 43 | 10:10 | P | NO SIGNIFICANT CLINICAL OBSERVATIONS |
| | | | | 44 | 7:56 | P | NO SIGNIFICANT CLINICAL OBSERVATIONS |
| | | | | 44 | 9:40 | P | NO SIGNIFICANT CLINICAL OBSERVATIONS |
| | | | | 45 | 8:22 | P | NO SIGNIFICANT CLINICAL OBSERVATIONS |
| | | | | 45 | 9:53 | P | NO SIGNIFICANT CLINICAL OBSERVATIONS |
| | | | | 46 | 6:49 | P | NO SIGNIFICANT CLINICAL OBSERVATIONS |
| | | | | 46 | 8:46 | P | NO SIGNIFICANT CLINICAL OBSERVATIONS |
| | | | | 49 | 9:23 | P | NO SIGNIFICANT CLINICAL OBSERVATIONS |
| | | | | 49 | 11:58 | P | NO SIGNIFICANT CLINICAL OBSERVATIONS |
| | | | | 50 | 8:27 | P | NO SIGNIFICANT CLINICAL OBSERVATIONS |
| | | | | 50 | 10:44 | P | NO SIGNIFICANT CLINICAL OBSERVATIONS |
| | | | | 51 | 7:52 | P | NO SIGNIFICANT CLINICAL OBSERVATIONS |
| | | | | 51 | 9:49 | P | NO SIGNIFICANT CLINICAL OBSERVATIONS |
| | | | | 52 | 9:07 | P | NO SIGNIFICANT CLINICAL OBSERVATIONS |

GRADE CODE: 1 - SLIGHT 2 - MODERATE 3 - SEVERE P - PRESENT

TABLE A3 (DOSING DAY OBSERVATIONS)
A 90-DAY DERMAL STUDY UTILIZING CLARIFIED OILS IN RATS
INDIVIDUAL CLINICAL OBSERVATIONS



STUDY DAYS: 0 THROUGH 89

| ANIMAL | SEX | GROUP | CATEGORY | STUDY DAY | TIME | GRADE | OBSERVATIONS |
|---|---|---|---|---|---|---|---|
| 10486 | F | UNTREATED | NORMAL | 52 | 11:26 | P | NO SIGNIFICANT CLINICAL OBSERVATIONS |
| | | | | 53 | 6:50 | P | NO SIGNIFICANT CLINICAL OBSERVATIONS |
| | | | | 53 | 9:01 | P | NO SIGNIFICANT CLINICAL OBSERVATIONS |
| | | | | 56 | 8:53 | P | NO SIGNIFICANT CLINICAL OBSERVATIONS |
| | | | | 56 | 10:53 | P | NO SIGNIFICANT CLINICAL OBSERVATIONS |
| | | | | 57 | 8:54 | P | NO SIGNIFICANT CLINICAL OBSERVATIONS |
| | | | | 57 | 10:22 | P | NO SIGNIFICANT CLINICAL OBSERVATIONS |
| | | | | 58 | 7:31 | P | NO SIGNIFICANT CLINICAL OBSERVATIONS |
| | | | | 58 | 9:20 | P | NO SIGNIFICANT CLINICAL OBSERVATIONS |
| | | | | 59 | 7:20 | P | NO SIGNIFICANT CLINICAL OBSERVATIONS |
| | | | | 59 | 9:01 | P | NO SIGNIFICANT CLINICAL OBSERVATIONS |
| | | | | 60 | 7:31 | P | NO SIGNIFICANT CLINICAL OBSERVATIONS |
| | | | | 60 | 9:40 | P | NO SIGNIFICANT CLINICAL OBSERVATIONS |
| | | | | 63 | 11:55 | P | NO SIGNIFICANT CLINICAL OBSERVATIONS |
| | | | | 63 | 14:12 | P | NO SIGNIFICANT CLINICAL OBSERVATIONS |
| | | | | 64 | 8:34 | P | NO SIGNIFICANT CLINICAL OBSERVATIONS |
| | | | | 64 | 10:09 | P | NO SIGNIFICANT CLINICAL OBSERVATIONS |
| | | | | 65 | 8:43 | P | NO SIGNIFICANT CLINICAL OBSERVATIONS |
| | | | | 65 | 10:50 | P | NO SIGNIFICANT CLINICAL OBSERVATIONS |
| | | | | 66 | 8:17 | P | NO SIGNIFICANT CLINICAL OBSERVATIONS |
| | | | | 66 | 9:43 | P | NO SIGNIFICANT CLINICAL OBSERVATIONS |
| | | | | 67 | 7:25 | P | NO SIGNIFICANT CLINICAL OBSERVATIONS |
| | | | | 67 | 9:03 | P | NO SIGNIFICANT CLINICAL OBSERVATIONS |
| | | | | 70 | 8:12 | P | NO SIGNIFICANT CLINICAL OBSERVATIONS |
| | | | | 70 | 10:42 | P | NO SIGNIFICANT CLINICAL OBSERVATIONS |
| | | | | 71 | 8:07 | P | NO SIGNIFICANT CLINICAL OBSERVATIONS |
| | | | | 71 | 9:35 | P | NO SIGNIFICANT CLINICAL OBSERVATIONS |
| | | | | 72 | 7:24 | P | NO SIGNIFICANT CLINICAL OBSERVATIONS |
| | | | | 72 | 9:00 | P | NO SIGNIFICANT CLINICAL OBSERVATIONS |

GRADE CODE: 1 - SLIGHT 2 - MODERATE 3 - SEVERE P - PRESENT

STUDY DAYS: 0 THROUGH 89

| ANIMAL | SEX | GROUP | CATEGORY | STUDY DAY | TIME | GRADE | OBSERVATIONS |
|---|---|---|---|---|---|---|---|
| 10486 | F | UNTREATED | NORMAL | 73 | 7:23 | P | NO SIGNIFICANT CLINICAL OBSERVATIONS |
| | | | | 73 | 9:10 | P | NO SIGNIFICANT CLINICAL OBSERVATIONS |
| | | | | 74 | 7:12 | P | NO SIGNIFICANT CLINICAL OBSERVATIONS |
| | | | | 74 | 9:05 | P | NO SIGNIFICANT CLINICAL OBSERVATIONS |
| | | | | 77 | 8:11 | P | NO SIGNIFICANT CLINICAL OBSERVATIONS |
| | | | | 77 | 11:06 | P | NO SIGNIFICANT CLINICAL OBSERVATIONS |
| | | | | 78 | 9:31 | P | NO SIGNIFICANT CLINICAL OBSERVATIONS |
| | | | | 78 | 11:23 | P | NO SIGNIFICANT CLINICAL OBSERVATIONS |
| | | | | 79 | 7:13 | P | NO SIGNIFICANT CLINICAL OBSERVATIONS |
| | | | | 79 | 8:49 | P | NO SIGNIFICANT CLINICAL OBSERVATIONS |
| | | | | 80 | 8:46 | P | NO SIGNIFICANT CLINICAL OBSERVATIONS |
| | | | | 80 | 10:30 | P | NO SIGNIFICANT CLINICAL OBSERVATIONS |
| | | | | 81 | 7:27 | P | NO SIGNIFICANT CLINICAL OBSERVATIONS |
| | | | | 81 | 9:16 | P | NO SIGNIFICANT CLINICAL OBSERVATIONS |
| | | | | 84 | 8:56 | P | NO SIGNIFICANT CLINICAL OBSERVATIONS |
| | | | | 84 | 10:47 | P | NO SIGNIFICANT CLINICAL OBSERVATIONS |
| | | | | 85 | 7:29 | P | NO SIGNIFICANT CLINICAL OBSERVATIONS |
| | | | | 85 | 9:34 | P | NO SIGNIFICANT CLINICAL OBSERVATIONS |
| | | | | 86 | 7:20 | P | NO SIGNIFICANT CLINICAL OBSERVATIONS |
| | | | | 86 | 9:20 | P | NO SIGNIFICANT CLINICAL OBSERVATIONS |
| | | | | 87 | 8:42 | P | NO SIGNIFICANT CLINICAL OBSERVATIONS |
| | | | | 87 | 10:30 | P | NO SIGNIFICANT CLINICAL OBSERVATIONS |
| | | | | 88 | 6:43 | P | NO SIGNIFICANT CLINICAL OBSERVATIONS |
| | | | | 88 | 9:09 | P | NO SIGNIFICANT CLINICAL OBSERVATIONS |
| 10491 | F | UNTREATED | NORMAL | 0 | 10:00 | P | NO SIGNIFICANT CLINICAL OBSERVATIONS |
| | | | | 0 | 12:44 | P | NO SIGNIFICANT CLINICAL OBSERVATIONS |
| | | | | 1 | 7:39 | P | NO SIGNIFICANT CLINICAL OBSERVATIONS |
| | | | | 1 | 9:26 | P | NO SIGNIFICANT CLINICAL OBSERVATIONS |
| | | | | 2 | 9:10 | P | NO SIGNIFICANT CLINICAL OBSERVATIONS |

GRADE CODE: 1 - SLIGHT 2 - MODERATE 3 - SEVERE P - PRESENT

TABLE A3 (DOSING DAY OBSERVATIONS)
A 90-DAY DERMAL STUDY UTILIZING CLARIFIED OILS IN RATS
INDIVIDUAL CLINICAL OBSERVATIONS



STUDY DAYS: 0 THROUGH 89

| ANIMAL | SEX | GROUP | CATEGORY | STUDY DAY | TIME | GRADE | OBSERVATIONS |
|---|---|---|---|---|---|---|---|
| 10491 | F | UNTREATED | NORMAL | 2 | 10:38 | P | NO SIGNIFICANT CLINICAL OBSERVATIONS |
| | | | | 3 | 9:11 | P | NO SIGNIFICANT CLINICAL OBSERVATIONS |
| | | | | 3 | 11:07 | P | NO SIGNIFICANT CLINICAL OBSERVATIONS |
| | | | | 4 | 6:53 | P | NO SIGNIFICANT CLINICAL OBSERVATIONS |
| | | | | 4 | 8:47 | P | NO SIGNIFICANT CLINICAL OBSERVATIONS |
| | | | | 7 | 9:18 | P | NO SIGNIFICANT CLINICAL OBSERVATIONS |
| | | | | 7 | 11:38 | P | NO SIGNIFICANT CLINICAL OBSERVATIONS |
| | | | | 8 | 8:32 | P | NO SIGNIFICANT CLINICAL OBSERVATIONS |
| | | | | 8 | 10:31 | P | NO SIGNIFICANT CLINICAL OBSERVATIONS |
| | | | | 9 | 9:30 | P | NO SIGNIFICANT CLINICAL OBSERVATIONS |
| | | | | 9 | 11:17 | P | NO SIGNIFICANT CLINICAL OBSERVATIONS |
| | | | | 10 | 8:38 | P | NO SIGNIFICANT CLINICAL OBSERVATIONS |
| | | | | 10 | 10:12 | P | NO SIGNIFICANT CLINICAL OBSERVATIONS |
| | | | | 11 | 6:56 | P | NO SIGNIFICANT CLINICAL OBSERVATIONS |
| | | | | 11 | 8:48 | P | NO SIGNIFICANT CLINICAL OBSERVATIONS |
| | | | | 14 | 9:20 | P | NO SIGNIFICANT CLINICAL OBSERVATIONS |
| | | | | 14 | 12:02 | P | NO SIGNIFICANT CLINICAL OBSERVATIONS |
| | | | | 15 | 9:00 | P | NO SIGNIFICANT CLINICAL OBSERVATIONS |
| | | | | 15 | 10:34 | P | NO SIGNIFICANT CLINICAL OBSERVATIONS |
| | | | | 16 | 8:30 | P | NO SIGNIFICANT CLINICAL OBSERVATIONS |
| | | | | 16 | 10:01 | P | NO SIGNIFICANT CLINICAL OBSERVATIONS |
| | | | | 17 | 8:42 | P | NO SIGNIFICANT CLINICAL OBSERVATIONS |
| | | | | 17 | 10:22 | P | NO SIGNIFICANT CLINICAL OBSERVATIONS |
| | | | | 18 | 6:44 | P | NO SIGNIFICANT CLINICAL OBSERVATIONS |
| | | | | 18 | 8:32 | P | NO SIGNIFICANT CLINICAL OBSERVATIONS |
| | | | | 21 | 9:12 | P | NO SIGNIFICANT CLINICAL OBSERVATIONS |
| | | | | 21 | 11:25 | P | NO SIGNIFICANT CLINICAL OBSERVATIONS |
| | | | | 22 | 7:28 | P | NO SIGNIFICANT CLINICAL OBSERVATIONS |
| | | | | 22 | 9:30 | P | NO SIGNIFICANT CLINICAL OBSERVATIONS |

GRADE CODE: 1 - SLIGHT 2 - MODERATE 3 - SEVERE P - PRESENT

TABLE A3 (DOSING DAY OBSERVATIONS)
A 90-DAY DERMAL STUDY UTILIZING CLARIFIED OILS IN RATS
INDIVIDUAL CLINICAL OBSERVATIONS



STUDY DAYS: 0 THROUGH 89

| ANIMAL | SEX | GROUP | CATEGORY | STUDY DAY | TIME | GRADE | OBSERVATIONS |
|---|---|---|---|---|---|---|---|
| 10491 | F | UNTREATED | NORMAL | 23 | 7:24 | P | NO SIGNIFICANT CLINICAL OBSERVATIONS |
| | | | | 23 | 9:07 | P | NO SIGNIFICANT CLINICAL OBSERVATIONS |
| | | | | 24 | 8:06 | P | NO SIGNIFICANT CLINICAL OBSERVATIONS |
| | | | | 24 | 9:23 | P | NO SIGNIFICANT CLINICAL OBSERVATIONS |
| | | | | 25 | 7:15 | P | NO SIGNIFICANT CLINICAL OBSERVATIONS |
| | | | | 25 | 8:51 | P | NO SIGNIFICANT CLINICAL OBSERVATIONS |
| | | | | 28 | 9:15 | P | NO SIGNIFICANT CLINICAL OBSERVATIONS |
| | | | | 28 | 11:36 | P | NO SIGNIFICANT CLINICAL OBSERVATIONS |
| | | | | 29 | 7:40 | P | NO SIGNIFICANT CLINICAL OBSERVATIONS |
| | | | | 29 | 9:41 | P | NO SIGNIFICANT CLINICAL OBSERVATIONS |
| | | | | 30 | 7:29 | P | NO SIGNIFICANT CLINICAL OBSERVATIONS |
| | | | | 30 | 9:21 | P | NO SIGNIFICANT CLINICAL OBSERVATIONS |
| | | | | 31 | 7:48 | P | NO SIGNIFICANT CLINICAL OBSERVATIONS |
| | | | | 31 | 9:01 | P | NO SIGNIFICANT CLINICAL OBSERVATIONS |
| | | | | 32 | 7:24 | P | NO SIGNIFICANT CLINICAL OBSERVATIONS |
| | | | | 32 | 8:57 | P | NO SIGNIFICANT CLINICAL OBSERVATIONS |
| | | | | 35 | 9:12 | P | NO SIGNIFICANT CLINICAL OBSERVATIONS |
| | | | | 35 | 10:56 | P | NO SIGNIFICANT CLINICAL OBSERVATIONS |
| | | | | 36 | 8:26 | P | NO SIGNIFICANT CLINICAL OBSERVATIONS |
| | | | | 36 | 10:13 | P | NO SIGNIFICANT CLINICAL OBSERVATIONS |
| | | | | 37 | 8:23 | P | NO SIGNIFICANT CLINICAL OBSERVATIONS |
| | | | | 37 | 10:02 | P | NO SIGNIFICANT CLINICAL OBSERVATIONS |
| | | | | 38 | 8:19 | P | NO SIGNIFICANT CLINICAL OBSERVATIONS |
| | | | | 38 | 10:05 | P | NO SIGNIFICANT CLINICAL OBSERVATIONS |
| | | | | 39 | 7:10 | P | NO SIGNIFICANT CLINICAL OBSERVATIONS |
| | | | | 39 | 9:10 | P | NO SIGNIFICANT CLINICAL OBSERVATIONS |
| | | | | 42 | 10:24 | P | NO SIGNIFICANT CLINICAL OBSERVATIONS |
| | | | | 43 | 8:24 | P | NO SIGNIFICANT CLINICAL OBSERVATIONS |
| | | | | 43 | 10:10 | P | NO SIGNIFICANT CLINICAL OBSERVATIONS |

GRADE CODE: 1 - SLIGHT 2 - MODERATE 3 - SEVERE P - PRESENT

TABLE A3 (DOSING DAY OBSERVATIONS)
A 90-DAY DERMAL STUDY UTILIZING CLARIFIED OILS IN RATS
INDIVIDUAL CLINICAL OBSERVATIONS



STUDY DAYS: 0 THROUGH 89

| ANIMAL | SEX | GROUP | CATEGORY | STUDY DAY | TIME | GRADE | OBSERVATIONS |
|---|---|---|---|---|---|---|---|
| 10491 | F | UNTREATED | NORMAL | 44 | 7:56 | P | NO SIGNIFICANT CLINICAL OBSERVATIONS |
| | | | | 44 | 9:41 | P | NO SIGNIFICANT CLINICAL OBSERVATIONS |
| | | | | 45 | 8:22 | P | NO SIGNIFICANT CLINICAL OBSERVATIONS |
| | | | | 45 | 9:54 | P | NO SIGNIFICANT CLINICAL OBSERVATIONS |
| | | | | 46 | 6:49 | P | NO SIGNIFICANT CLINICAL OBSERVATIONS |
| | | | | 46 | 8:46 | P | NO SIGNIFICANT CLINICAL OBSERVATIONS |
| | | | | 49 | 9:23 | P | NO SIGNIFICANT CLINICAL OBSERVATIONS |
| | | | | 49 | 11:58 | P | NO SIGNIFICANT CLINICAL OBSERVATIONS |
| | | | | 50 | 8:28 | P | NO SIGNIFICANT CLINICAL OBSERVATIONS |
| | | | | 50 | 10:44 | P | NO SIGNIFICANT CLINICAL OBSERVATIONS |
| | | | | 51 | 7:52 | P | NO SIGNIFICANT CLINICAL OBSERVATIONS |
| | | | | 51 | 9:49 | P | NO SIGNIFICANT CLINICAL OBSERVATIONS |
| | | | | 52 | 9:07 | P | NO SIGNIFICANT CLINICAL OBSERVATIONS |
| | | | | 52 | 11:27 | P | NO SIGNIFICANT CLINICAL OBSERVATIONS |
| | | | | 53 | 6:50 | P | NO SIGNIFICANT CLINICAL OBSERVATIONS |
| | | | | 53 | 9:01 | P | NO SIGNIFICANT CLINICAL OBSERVATIONS |
| | | | | 56 | 8:53 | P | NO SIGNIFICANT CLINICAL OBSERVATIONS |
| | | | | 56 | 10:53 | P | NO SIGNIFICANT CLINICAL OBSERVATIONS |
| | | | | 57 | 8:54 | P | NO SIGNIFICANT CLINICAL OBSERVATIONS |
| | | | | 57 | 10:22 | P | NO SIGNIFICANT CLINICAL OBSERVATIONS |
| | | | | 58 | 7:32 | P | NO SIGNIFICANT CLINICAL OBSERVATIONS |
| | | | | 58 | 9:20 | P | NO SIGNIFICANT CLINICAL OBSERVATIONS |
| | | | | 59 | 7:20 | P | NO SIGNIFICANT CLINICAL OBSERVATIONS |
| | | | | 59 | 9:01 | P | NO SIGNIFICANT CLINICAL OBSERVATIONS |
| | | | | 60 | 7:31 | P | NO SIGNIFICANT CLINICAL OBSERVATIONS |
| | | | | 60 | 9:40 | P | NO SIGNIFICANT CLINICAL OBSERVATIONS |
| | | | | 63 | 11:55 | P | NO SIGNIFICANT CLINICAL OBSERVATIONS |
| | | | | 63 | 14:12 | P | NO SIGNIFICANT CLINICAL OBSERVATIONS |
| | | | | 64 | 8:34 | P | NO SIGNIFICANT CLINICAL OBSERVATIONS |

GRADE CODE: 1 - SLIGHT 2 - MODERATE 3 - SEVERE P - PRESENT

TABLE A3 (DOSING DAY OBSERVATIONS)
A 90-DAY DERMAL STUDY UTILIZING CLARIFIED OILS IN RATS
INDIVIDUAL CLINICAL OBSERVATIONS



STUDY DAYS: 0 THROUGH 89

| ANIMAL | SEX | GROUP | CATEGORY | STUDY DAY | TIME | GRADE | OBSERVATIONS |
|---|---|---|---|---|---|---|---|
| 10491 | F | UNTREATED | NORMAL | 64 | 10:09 | P | NO SIGNIFICANT CLINICAL OBSERVATIONS |
| | | | | 65 | 8:43 | P | NO SIGNIFICANT CLINICAL OBSERVATIONS |
| | | | | 65 | 10:50 | P | NO SIGNIFICANT CLINICAL OBSERVATIONS |
| | | | | 66 | 8:17 | P | NO SIGNIFICANT CLINICAL OBSERVATIONS |
| | | | | 66 | 9:43 | P | NO SIGNIFICANT CLINICAL OBSERVATIONS |
| | | | | 67 | 7:25 | P | NO SIGNIFICANT CLINICAL OBSERVATIONS |
| | | | | 67 | 9:04 | P | NO SIGNIFICANT CLINICAL OBSERVATIONS |
| | | | | 70 | 8:12 | P | NO SIGNIFICANT CLINICAL OBSERVATIONS |
| | | | | 70 | 10:42 | P | NO SIGNIFICANT CLINICAL OBSERVATIONS |
| | | | | 71 | 8:07 | P | NO SIGNIFICANT CLINICAL OBSERVATIONS |
| | | | | 71 | 9:35 | P | NO SIGNIFICANT CLINICAL OBSERVATIONS |
| | | | | 72 | 7:24 | P | NO SIGNIFICANT CLINICAL OBSERVATIONS |
| | | | | 72 | 9:00 | P | NO SIGNIFICANT CLINICAL OBSERVATIONS |
| | | | | 73 | 7:23 | P | NO SIGNIFICANT CLINICAL OBSERVATIONS |
| | | | | 73 | 9:10 | P | NO SIGNIFICANT CLINICAL OBSERVATIONS |
| | | | | 74 | 7:12 | P | NO SIGNIFICANT CLINICAL OBSERVATIONS |
| | | | | 74 | 9:05 | P | NO SIGNIFICANT CLINICAL OBSERVATIONS |
| | | | | 77 | 8:12 | P | NO SIGNIFICANT CLINICAL OBSERVATIONS |
| | | | | 77 | 11:06 | P | NO SIGNIFICANT CLINICAL OBSERVATIONS |
| | | | | 78 | 9:32 | P | NO SIGNIFICANT CLINICAL OBSERVATIONS |
| | | | | 78 | 11:23 | P | NO SIGNIFICANT CLINICAL OBSERVATIONS |
| | | | | 79 | 7:14 | P | NO SIGNIFICANT CLINICAL OBSERVATIONS |
| | | | | 79 | 8:49 | P | NO SIGNIFICANT CLINICAL OBSERVATIONS |
| | | | | 80 | 8:46 | P | NO SIGNIFICANT CLINICAL OBSERVATIONS |
| | | | | 80 | 10:30 | P | NO SIGNIFICANT CLINICAL OBSERVATIONS |
| | | | | 81 | 7:27 | P | NO SIGNIFICANT CLINICAL OBSERVATIONS |
| | | | | 81 | 9:16 | P | NO SIGNIFICANT CLINICAL OBSERVATIONS |
| | | | | 84 | 8:57 | P | NO SIGNIFICANT CLINICAL OBSERVATIONS |
| | | | | 84 | 10:48 | P | NO SIGNIFICANT CLINICAL OBSERVATIONS |

GRADE CODE: 1 - SLIGHT 2 - MODERATE 3 - SEVERE P - PRESENT

TABLE A3 (DOSING DAY OBSERVATIONS)
A 90-DAY DERMAL STUDY UTILIZING CLARIFIED OILS IN RATS
INDIVIDUAL CLINICAL OBSERVATIONS



STUDY DAYS: 0 THROUGH 89

| ANIMAL | SEX | GROUP | CATEGORY | STUDY DAY | TIME | GRADE | OBSERVATIONS |
|---|---|---|---|---|---|---|---|
| 10491 | F | UNTREATED | NORMAL | 85 | 7:29 | P | NO SIGNIFICANT CLINICAL OBSERVATIONS |
| | | | | 85 | 9:34 | P | NO SIGNIFICANT CLINICAL OBSERVATIONS |
| | | | | 86 | 7:21 | P | NO SIGNIFICANT CLINICAL OBSERVATIONS |
| | | | | 86 | 9:20 | P | NO SIGNIFICANT CLINICAL OBSERVATIONS |
| | | | | 87 | 8:42 | P | NO SIGNIFICANT CLINICAL OBSERVATIONS |
| | | | | 87 | 10:30 | P | NO SIGNIFICANT CLINICAL OBSERVATIONS |
| | | | | 88 | 6:44 | P | NO SIGNIFICANT CLINICAL OBSERVATIONS |
| | | | | 88 | 9:09 | P | NO SIGNIFICANT CLINICAL OBSERVATIONS |
| 10494 | F | UNTREATED | NORMAL | 0 | 10:01 | P | NO SIGNIFICANT CLINICAL OBSERVATIONS |
| | | | | 0 | 12:44 | P | NO SIGNIFICANT CLINICAL OBSERVATIONS |
| | | | | 1 | 7:40 | P | NO SIGNIFICANT CLINICAL OBSERVATIONS |
| | | | | 1 | 9:26 | P | NO SIGNIFICANT CLINICAL OBSERVATIONS |
| | | | | 2 | 9:10 | P | NO SIGNIFICANT CLINICAL OBSERVATIONS |
| | | | | 2 | 10:38 | P | NO SIGNIFICANT CLINICAL OBSERVATIONS |
| | | | | 3 | 9:12 | P | NO SIGNIFICANT CLINICAL OBSERVATIONS |
| | | | | 3 | 11:07 | P | NO SIGNIFICANT CLINICAL OBSERVATIONS |
| | | | | 4 | 6:53 | P | NO SIGNIFICANT CLINICAL OBSERVATIONS |
| | | | | 4 | 8:47 | P | NO SIGNIFICANT CLINICAL OBSERVATIONS |
| | | | | 7 | 9:18 | P | NO SIGNIFICANT CLINICAL OBSERVATIONS |
| | | | | 7 | 11:39 | P | NO SIGNIFICANT CLINICAL OBSERVATIONS |
| | | | | 8 | 8:32 | P | NO SIGNIFICANT CLINICAL OBSERVATIONS |
| | | | | 8 | 10:31 | P | NO SIGNIFICANT CLINICAL OBSERVATIONS |
| | | | | 9 | 9:30 | P | NO SIGNIFICANT CLINICAL OBSERVATIONS |
| | | | | 9 | 11:17 | P | NO SIGNIFICANT CLINICAL OBSERVATIONS |
| | | | | 10 | 8:38 | P | NO SIGNIFICANT CLINICAL OBSERVATIONS |
| | | | | 10 | 10:12 | P | NO SIGNIFICANT CLINICAL OBSERVATIONS |
| | | | | 11 | 8:48 | P | NO SIGNIFICANT CLINICAL OBSERVATIONS |
| | | | | 14 | 9:20 | P | NO SIGNIFICANT CLINICAL OBSERVATIONS |
| | | | | 14 | 12:03 | P | NO SIGNIFICANT CLINICAL OBSERVATIONS |

GRADE CODE: 1 - SLIGHT 2 - MODERATE 3 - SEVERE P - PRESENT

TABLE A3 (DOSING DAY OBSERVATIONS)
A 90-DAY DERMAL STUDY UTILIZING CLARIFIED OILS IN RATS
INDIVIDUAL CLINICAL OBSERVATIONS



STUDY DAYS: 0 THROUGH 89

| ANIMAL | SEX | GROUP | CATEGORY | STUDY DAY | TIME | GRADE | OBSERVATIONS |
|---|---|---|---|---|---|---|---|
| 10494 | F | UNTREATED | NORMAL | 15 | 9:01 | P | NO SIGNIFICANT CLINICAL OBSERVATIONS |
| | | | | 15 | 10:35 | P | NO SIGNIFICANT CLINICAL OBSERVATIONS |
| | | | | 16 | 8:30 | P | NO SIGNIFICANT CLINICAL OBSERVATIONS |
| | | | | 16 | 10:01 | P | NO SIGNIFICANT CLINICAL OBSERVATIONS |
| | | | | 17 | 8:42 | P | NO SIGNIFICANT CLINICAL OBSERVATIONS |
| | | | | 17 | 10:23 | P | NO SIGNIFICANT CLINICAL OBSERVATIONS |
| | | | | 18 | 6:44 | P | NO SIGNIFICANT CLINICAL OBSERVATIONS |
| | | | | 18 | 8:33 | P | NO SIGNIFICANT CLINICAL OBSERVATIONS |
| | | | | 21 | 9:13 | P | NO SIGNIFICANT CLINICAL OBSERVATIONS |
| | | | | 21 | 11:25 | P | NO SIGNIFICANT CLINICAL OBSERVATIONS |
| | | | | 22 | 7:28 | P | NO SIGNIFICANT CLINICAL OBSERVATIONS |
| | | | | 22 | 9:30 | P | NO SIGNIFICANT CLINICAL OBSERVATIONS |
| | | | | 23 | 7:24 | P | NO SIGNIFICANT CLINICAL OBSERVATIONS |
| | | | | 23 | 9:07 | P | NO SIGNIFICANT CLINICAL OBSERVATIONS |
| | | | | 24 | 8:06 | P | NO SIGNIFICANT CLINICAL OBSERVATIONS |
| | | | | 24 | 9:23 | P | NO SIGNIFICANT CLINICAL OBSERVATIONS |
| | | | | 25 | 7:15 | P | NO SIGNIFICANT CLINICAL OBSERVATIONS |
| | | | | 25 | 8:51 | P | NO SIGNIFICANT CLINICAL OBSERVATIONS |
| | | | | 28 | 9:15 | P | NO SIGNIFICANT CLINICAL OBSERVATIONS |
| | | | | 28 | 11:36 | P | NO SIGNIFICANT CLINICAL OBSERVATIONS |
| | | | | 29 | 7:41 | P | NO SIGNIFICANT CLINICAL OBSERVATIONS |
| | | | | 29 | 9:41 | P | NO SIGNIFICANT CLINICAL OBSERVATIONS |
| | | | | 30 | 7:29 | P | NO SIGNIFICANT CLINICAL OBSERVATIONS |
| | | | | 30 | 9:21 | P | NO SIGNIFICANT CLINICAL OBSERVATIONS |
| | | | | 31 | 7:48 | P | NO SIGNIFICANT CLINICAL OBSERVATIONS |
| | | | | 31 | 9:01 | P | NO SIGNIFICANT CLINICAL OBSERVATIONS |
| | | | | 32 | 7:24 | P | NO SIGNIFICANT CLINICAL OBSERVATIONS |
| | | | | 32 | 8:57 | P | NO SIGNIFICANT CLINICAL OBSERVATIONS |
| | | | | 35 | 9:12 | P | NO SIGNIFICANT CLINICAL OBSERVATIONS |

GRADE CODE: 1 - SLIGHT 2 - MODERATE 3 - SEVERE P - PRESENT

TABLE A3 (DOSING DAY OBSERVATIONS)
A 90-DAY DERMAL STUDY UTILIZING CLARIFIED OILS IN RATS
INDIVIDUAL CLINICAL OBSERVATIONS



STUDY DAYS: 0 THROUGH 89

| ANIMAL | SEX | GROUP | CATEGORY | STUDY DAY | TIME | GRADE | OBSERVATIONS |
|---|---|---|---|---|---|---|---|
| 10494 | F | UNTREATED | NORMAL | 35 | 10:56 | P | NO SIGNIFICANT CLINICAL OBSERVATIONS |
| | | | | 36 | 8:26 | P | NO SIGNIFICANT CLINICAL OBSERVATIONS |
| | | | | 36 | 10:13 | P | NO SIGNIFICANT CLINICAL OBSERVATIONS |
| | | | | 37 | 8:23 | P | NO SIGNIFICANT CLINICAL OBSERVATIONS |
| | | | | 37 | 10:02 | P | NO SIGNIFICANT CLINICAL OBSERVATIONS |
| | | | | 38 | 8:19 | P | NO SIGNIFICANT CLINICAL OBSERVATIONS |
| | | | | 38 | 10:05 | P | NO SIGNIFICANT CLINICAL OBSERVATIONS |
| | | | | 39 | 7:10 | P | NO SIGNIFICANT CLINICAL OBSERVATIONS |
| | | | | 39 | 9:10 | P | NO SIGNIFICANT CLINICAL OBSERVATIONS |
| | | | | 42 | 10:24 | P | NO SIGNIFICANT CLINICAL OBSERVATIONS |
| | | | | 43 | 8:24 | P | NO SIGNIFICANT CLINICAL OBSERVATIONS |
| | | | | 43 | 10:10 | P | NO SIGNIFICANT CLINICAL OBSERVATIONS |
| | | | | 44 | 7:56 | P | NO SIGNIFICANT CLINICAL OBSERVATIONS |
| | | | | 44 | 9:41 | P | NO SIGNIFICANT CLINICAL OBSERVATIONS |
| | | | | 45 | 8:22 | P | NO SIGNIFICANT CLINICAL OBSERVATIONS |
| | | | | 45 | 9:54 | P | NO SIGNIFICANT CLINICAL OBSERVATIONS |
| | | | | 46 | 6:49 | P | NO SIGNIFICANT CLINICAL OBSERVATIONS |
| | | | | 46 | 8:46 | P | NO SIGNIFICANT CLINICAL OBSERVATIONS |
| | | | | 49 | 9:23 | P | NO SIGNIFICANT CLINICAL OBSERVATIONS |
| | | | | 49 | 11:58 | P | NO SIGNIFICANT CLINICAL OBSERVATIONS |
| | | | | 50 | 8:28 | P | NO SIGNIFICANT CLINICAL OBSERVATIONS |
| | | | | 50 | 10:44 | P | NO SIGNIFICANT CLINICAL OBSERVATIONS |
| | | | | 51 | 7:52 | P | NO SIGNIFICANT CLINICAL OBSERVATIONS |
| | | | | 51 | 9:49 | P | NO SIGNIFICANT CLINICAL OBSERVATIONS |
| | | | | 52 | 9:07 | P | NO SIGNIFICANT CLINICAL OBSERVATIONS |
| | | | | 52 | 11:27 | P | NO SIGNIFICANT CLINICAL OBSERVATIONS |
| | | | | 53 | 6:50 | P | NO SIGNIFICANT CLINICAL OBSERVATIONS |
| | | | | 53 | 9:01 | P | NO SIGNIFICANT CLINICAL OBSERVATIONS |
| | | | | 56 | 8:53 | P | NO SIGNIFICANT CLINICAL OBSERVATIONS |

GRADE CODE: 1 - SLIGHT 2 - MODERATE 3 - SEVERE P - PRESENT

STUDY DAYS: 0 THROUGH 89

| ANIMAL | SEX | GROUP | CATEGORY | STUDY DAY | TIME | GRADE | OBSERVATIONS |
|---|---|---|---|---|---|---|---|
| 10494 | F | UNTREATED | NORMAL | 56 | 10:53 | P | NO SIGNIFICANT CLINICAL OBSERVATIONS |
| | | | | 57 | 8:54 | P | NO SIGNIFICANT CLINICAL OBSERVATIONS |
| | | | | 57 | 10:22 | P | NO SIGNIFICANT CLINICAL OBSERVATIONS |
| | | | | 58 | 7:32 | P | NO SIGNIFICANT CLINICAL OBSERVATIONS |
| | | | | 58 | 9:20 | P | NO SIGNIFICANT CLINICAL OBSERVATIONS |
| | | | | 59 | 7:20 | P | NO SIGNIFICANT CLINICAL OBSERVATIONS |
| | | | | 59 | 9:01 | P | NO SIGNIFICANT CLINICAL OBSERVATIONS |
| | | | | 60 | 7:31 | P | NO SIGNIFICANT CLINICAL OBSERVATIONS |
| | | | | 60 | 9:40 | P | NO SIGNIFICANT CLINICAL OBSERVATIONS |
| | | | | 63 | 11:55 | P | NO SIGNIFICANT CLINICAL OBSERVATIONS |
| | | | | 63 | 14:12 | P | NO SIGNIFICANT CLINICAL OBSERVATIONS |
| | | | | 64 | 8:34 | P | NO SIGNIFICANT CLINICAL OBSERVATIONS |
| | | | | 64 | 10:09 | P | NO SIGNIFICANT CLINICAL OBSERVATIONS |
| | | | | 65 | 8:43 | P | NO SIGNIFICANT CLINICAL OBSERVATIONS |
| | | | | 65 | 10:50 | P | NO SIGNIFICANT CLINICAL OBSERVATIONS |
| | | | | 66 | 8:17 | P | NO SIGNIFICANT CLINICAL OBSERVATIONS |
| | | | | 66 | 9:43 | P | NO SIGNIFICANT CLINICAL OBSERVATIONS |
| | | | | 67 | 7:25 | P | NO SIGNIFICANT CLINICAL OBSERVATIONS |
| | | | | 67 | 9:04 | P | NO SIGNIFICANT CLINICAL OBSERVATIONS |
| | | | | 70 | 8:12 | P | NO SIGNIFICANT CLINICAL OBSERVATIONS |
| | | | | 70 | 10:42 | P | NO SIGNIFICANT CLINICAL OBSERVATIONS |
| | | | | 71 | 8:07 | P | NO SIGNIFICANT CLINICAL OBSERVATIONS |
| | | | | 71 | 9:35 | P | NO SIGNIFICANT CLINICAL OBSERVATIONS |
| | | | | 72 | 7:24 | P | NO SIGNIFICANT CLINICAL OBSERVATIONS |
| | | | | 72 | 9:00 | P | NO SIGNIFICANT CLINICAL OBSERVATIONS |
| | | | | 73 | 7:24 | P | NO SIGNIFICANT CLINICAL OBSERVATIONS |
| | | | | 73 | 9:10 | P | NO SIGNIFICANT CLINICAL OBSERVATIONS |
| | | | | 74 | 7:12 | P | NO SIGNIFICANT CLINICAL OBSERVATIONS |
| | | | | 74 | 9:06 | P | NO SIGNIFICANT CLINICAL OBSERVATIONS |

GRADE CODE: 1 - SLIGHT 2 - MODERATE 3 - SEVERE P - PRESENT

STUDY DAYS: 0 THROUGH 89

| ANIMAL | SEX | GROUP | CATEGORY | STUDY DAY | TIME | GRADE | OBSERVATIONS |
|---|---|---|---|---|---|---|---|
| 10494 | F | UNTREATED | NORMAL | 77 | 8:12 | P | NO SIGNIFICANT CLINICAL OBSERVATIONS |
| | | | | 77 | 11:07 | P | NO SIGNIFICANT CLINICAL OBSERVATIONS |
| | | | | 78 | 9:32 | P | NO SIGNIFICANT CLINICAL OBSERVATIONS |
| | | | | 78 | 11:23 | P | NO SIGNIFICANT CLINICAL OBSERVATIONS |
| | | | | 79 | 7:14 | P | NO SIGNIFICANT CLINICAL OBSERVATIONS |
| | | | | 79 | 8:49 | P | NO SIGNIFICANT CLINICAL OBSERVATIONS |
| | | | | 80 | 8:47 | P | NO SIGNIFICANT CLINICAL OBSERVATIONS |
| | | | | 80 | 10:30 | P | NO SIGNIFICANT CLINICAL OBSERVATIONS |
| | | | | 81 | 7:27 | P | NO SIGNIFICANT CLINICAL OBSERVATIONS |
| | | | | 81 | 9:17 | P | NO SIGNIFICANT CLINICAL OBSERVATIONS |
| | | | | 84 | 8:57 | P | NO SIGNIFICANT CLINICAL OBSERVATIONS |
| | | | | 84 | 10:48 | P | NO SIGNIFICANT CLINICAL OBSERVATIONS |
| | | | | 85 | 7:29 | P | NO SIGNIFICANT CLINICAL OBSERVATIONS |
| | | | | 85 | 9:34 | P | NO SIGNIFICANT CLINICAL OBSERVATIONS |
| | | | | 86 | 7:21 | P | NO SIGNIFICANT CLINICAL OBSERVATIONS |
| | | | | 86 | 9:21 | P | NO SIGNIFICANT CLINICAL OBSERVATIONS |
| | | | | 87 | 8:42 | P | NO SIGNIFICANT CLINICAL OBSERVATIONS |
| | | | | 87 | 10:30 | P | NO SIGNIFICANT CLINICAL OBSERVATIONS |
| | | | | 88 | 6:44 | P | NO SIGNIFICANT CLINICAL OBSERVATIONS |
| | | | | 88 | 9:09 | P | NO SIGNIFICANT CLINICAL OBSERVATIONS |
| 10495 | F | UNTREATED | NORMAL | 0 | 10:01 | P | NO SIGNIFICANT CLINICAL OBSERVATIONS |
| | | | | 0 | 12:44 | P | NO SIGNIFICANT CLINICAL OBSERVATIONS |
| | | | | 1 | 7:40 | P | NO SIGNIFICANT CLINICAL OBSERVATIONS |
| | | | | 1 | 9:26 | P | NO SIGNIFICANT CLINICAL OBSERVATIONS |
| | | | | 2 | 9:11 | P | NO SIGNIFICANT CLINICAL OBSERVATIONS |
| | | | | 2 | 10:39 | P | NO SIGNIFICANT CLINICAL OBSERVATIONS |
| | | | | 3 | 9:12 | P | NO SIGNIFICANT CLINICAL OBSERVATIONS |
| | | | | 3 | 11:07 | P | NO SIGNIFICANT CLINICAL OBSERVATIONS |
| | | | | 4 | 6:54 | P | NO SIGNIFICANT CLINICAL OBSERVATIONS |

GRADE CODE: 1 - SLIGHT 2 - MODERATE 3 - SEVERE P - PRESENT

STUDY DAYS: 0 THROUGH 89

| ANIMAL | SEX | GROUP | CATEGORY | STUDY DAY | TIME | GRADE | OBSERVATIONS |
|---|---|---|---|---|---|---|---|
| 10495 | F | UNTREATED | NORMAL | 4 | 8:47 | P | NO SIGNIFICANT CLINICAL OBSERVATIONS |
| | | | | 7 | 9:19 | P | NO SIGNIFICANT CLINICAL OBSERVATIONS |
| | | | | 7 | 11:39 | P | NO SIGNIFICANT CLINICAL OBSERVATIONS |
| | | | | 8 | 8:32 | P | NO SIGNIFICANT CLINICAL OBSERVATIONS |
| | | | | 8 | 10:32 | P | NO SIGNIFICANT CLINICAL OBSERVATIONS |
| | | | | 9 | 9:30 | P | NO SIGNIFICANT CLINICAL OBSERVATIONS |
| | | | | 9 | 11:17 | P | NO SIGNIFICANT CLINICAL OBSERVATIONS |
| | | | | 10 | 8:38 | P | NO SIGNIFICANT CLINICAL OBSERVATIONS |
| | | | | 10 | 10:13 | P | NO SIGNIFICANT CLINICAL OBSERVATIONS |
| | | | | 11 | 6:57 | P | NO SIGNIFICANT CLINICAL OBSERVATIONS |
| | | | | 11 | 8:48 | P | NO SIGNIFICANT CLINICAL OBSERVATIONS |
| | | | | 14 | 9:20 | P | NO SIGNIFICANT CLINICAL OBSERVATIONS |
| | | | | 14 | 12:03 | P | NO SIGNIFICANT CLINICAL OBSERVATIONS |
| | | | | 15 | 9:01 | P | NO SIGNIFICANT CLINICAL OBSERVATIONS |
| | | | | 15 | 10:35 | P | NO SIGNIFICANT CLINICAL OBSERVATIONS |
| | | | | 16 | 8:30 | P | NO SIGNIFICANT CLINICAL OBSERVATIONS |
| | | | | 16 | 10:01 | P | NO SIGNIFICANT CLINICAL OBSERVATIONS |
| | | | | 17 | 8:42 | P | NO SIGNIFICANT CLINICAL OBSERVATIONS |
| | | | | 17 | 10:23 | P | NO SIGNIFICANT CLINICAL OBSERVATIONS |
| | | | | 18 | 6:45 | P | NO SIGNIFICANT CLINICAL OBSERVATIONS |
| | | | | 18 | 8:33 | P | NO SIGNIFICANT CLINICAL OBSERVATIONS |
| | | | | 21 | 9:13 | P | NO SIGNIFICANT CLINICAL OBSERVATIONS |
| | | | | 21 | 11:25 | P | NO SIGNIFICANT CLINICAL OBSERVATIONS |
| | | | | 22 | 7:28 | P | NO SIGNIFICANT CLINICAL OBSERVATIONS |
| | | | | 22 | 9:30 | P | NO SIGNIFICANT CLINICAL OBSERVATIONS |
| | | | | 23 | 7:24 | P | NO SIGNIFICANT CLINICAL OBSERVATIONS |
| | | | | 23 | 9:08 | P | NO SIGNIFICANT CLINICAL OBSERVATIONS |
| | | | | 24 | 8:06 | P | NO SIGNIFICANT CLINICAL OBSERVATIONS |
| | | | | 24 | 9:23 | P | NO SIGNIFICANT CLINICAL OBSERVATIONS |

GRADE CODE: 1 - SLIGHT 2 - MODERATE 3 - SEVERE P - PRESENT

TABLE A3 (DOSING DAY OBSERVATIONS)
A 90-DAY DERMAL STUDY UTILIZING CLARIFIED OILS IN RATS
INDIVIDUAL CLINICAL OBSERVATIONS



STUDY DAYS: 0 THROUGH 89

| ANIMAL | SEX | GROUP | CATEGORY | STUDY DAY | TIME | GRADE | OBSERVATIONS |
|---|---|---|---|---|---|---|---|
| 10495 | F | UNTREATED | NORMAL | 25 | 7:15 | P | NO SIGNIFICANT CLINICAL OBSERVATIONS |
| | | | | 25 | 8:51 | P | NO SIGNIFICANT CLINICAL OBSERVATIONS |
| | | | | 28 | 9:15 | P | NO SIGNIFICANT CLINICAL OBSERVATIONS |
| | | | | 28 | 11:37 | P | NO SIGNIFICANT CLINICAL OBSERVATIONS |
| | | | | 29 | 7:41 | P | NO SIGNIFICANT CLINICAL OBSERVATIONS |
| | | | | 29 | 9:41 | P | NO SIGNIFICANT CLINICAL OBSERVATIONS |
| | | | | 30 | 7:29 | P | NO SIGNIFICANT CLINICAL OBSERVATIONS |
| | | | | 30 | 9:21 | P | NO SIGNIFICANT CLINICAL OBSERVATIONS |
| | | | | 31 | 7:48 | P | NO SIGNIFICANT CLINICAL OBSERVATIONS |
| | | | | 31 | 9:01 | P | NO SIGNIFICANT CLINICAL OBSERVATIONS |
| | | | | 32 | 7:24 | P | NO SIGNIFICANT CLINICAL OBSERVATIONS |
| | | | | 32 | 8:57 | P | NO SIGNIFICANT CLINICAL OBSERVATIONS |
| | | | | 35 | 9:12 | P | NO SIGNIFICANT CLINICAL OBSERVATIONS |
| | | | | 35 | 10:56 | P | NO SIGNIFICANT CLINICAL OBSERVATIONS |
| | | | | 36 | 8:26 | P | NO SIGNIFICANT CLINICAL OBSERVATIONS |
| | | | | 36 | 10:13 | P | NO SIGNIFICANT CLINICAL OBSERVATIONS |
| | | | | 37 | 8:24 | P | NO SIGNIFICANT CLINICAL OBSERVATIONS |
| | | | | 37 | 10:03 | P | NO SIGNIFICANT CLINICAL OBSERVATIONS |
| | | | | 38 | 8:19 | P | NO SIGNIFICANT CLINICAL OBSERVATIONS |
| | | | | 38 | 10:05 | P | NO SIGNIFICANT CLINICAL OBSERVATIONS |
| | | | | 39 | 7:10 | P | NO SIGNIFICANT CLINICAL OBSERVATIONS |
| | | | | 39 | 9:10 | P | NO SIGNIFICANT CLINICAL OBSERVATIONS |
| | | | | 42 | 10:24 | P | NO SIGNIFICANT CLINICAL OBSERVATIONS |
| | | | | 43 | 8:24 | P | NO SIGNIFICANT CLINICAL OBSERVATIONS |
| | | | | 43 | 10:10 | P | NO SIGNIFICANT CLINICAL OBSERVATIONS |
| | | | | 44 | 7:56 | P | NO SIGNIFICANT CLINICAL OBSERVATIONS |
| | | | | 44 | 9:41 | P | NO SIGNIFICANT CLINICAL OBSERVATIONS |
| | | | | 45 | 8:22 | P | NO SIGNIFICANT CLINICAL OBSERVATIONS |
| | | | | 45 | 9:54 | P | NO SIGNIFICANT CLINICAL OBSERVATIONS |

GRADE CODE: 1 - SLIGHT 2 - MODERATE 3 - SEVERE P - PRESENT

STUDY DAYS: 0 THROUGH 89

| ANIMAL | SEX | GROUP | CATEGORY | STUDY DAY | TIME | GRADE | OBSERVATIONS |
|---|---|---|---|---|---|---|---|
| 10495 | F | UNTREATED | NORMAL | 46 | 6:49 | P | NO SIGNIFICANT CLINICAL OBSERVATIONS |
| | | | | 46 | 8:47 | P | NO SIGNIFICANT CLINICAL OBSERVATIONS |
| | | | | 49 | 9:24 | P | NO SIGNIFICANT CLINICAL OBSERVATIONS |
| | | | | 49 | 11:59 | P | NO SIGNIFICANT CLINICAL OBSERVATIONS |
| | | | | 50 | 8:28 | P | NO SIGNIFICANT CLINICAL OBSERVATIONS |
| | | | | 50 | 10:44 | P | NO SIGNIFICANT CLINICAL OBSERVATIONS |
| | | | | 51 | 7:52 | P | NO SIGNIFICANT CLINICAL OBSERVATIONS |
| | | | | 51 | 9:49 | P | NO SIGNIFICANT CLINICAL OBSERVATIONS |
| | | | | 52 | 9:07 | P | NO SIGNIFICANT CLINICAL OBSERVATIONS |
| | | | | 52 | 11:27 | P | NO SIGNIFICANT CLINICAL OBSERVATIONS |
| | | | | 53 | 6:50 | P | NO SIGNIFICANT CLINICAL OBSERVATIONS |
| | | | | 53 | 9:01 | P | NO SIGNIFICANT CLINICAL OBSERVATIONS |
| | | | | 56 | 8:53 | P | NO SIGNIFICANT CLINICAL OBSERVATIONS |
| | | | | 56 | 10:53 | P | NO SIGNIFICANT CLINICAL OBSERVATIONS |
| | | | | 57 | 8:54 | P | NO SIGNIFICANT CLINICAL OBSERVATIONS |
| | | | | 57 | 10:22 | P | NO SIGNIFICANT CLINICAL OBSERVATIONS |
| | | | | 58 | 7:32 | P | NO SIGNIFICANT CLINICAL OBSERVATIONS |
| | | | | 58 | 9:20 | P | NO SIGNIFICANT CLINICAL OBSERVATIONS |
| | | | | 59 | 7:20 | P | NO SIGNIFICANT CLINICAL OBSERVATIONS |
| | | | | 59 | 9:01 | P | NO SIGNIFICANT CLINICAL OBSERVATIONS |
| | | | | 60 | 7:32 | P | NO SIGNIFICANT CLINICAL OBSERVATIONS |
| | | | | 60 | 9:40 | P | NO SIGNIFICANT CLINICAL OBSERVATIONS |
| | | | | 63 | 11:56 | P | NO SIGNIFICANT CLINICAL OBSERVATIONS |
| | | | | 63 | 14:13 | P | NO SIGNIFICANT CLINICAL OBSERVATIONS |
| | | | | 64 | 8:34 | P | NO SIGNIFICANT CLINICAL OBSERVATIONS |
| | | | | 64 | 10:10 | P | NO SIGNIFICANT CLINICAL OBSERVATIONS |
| | | | | 65 | 8:43 | P | NO SIGNIFICANT CLINICAL OBSERVATIONS |
| | | | | 65 | 10:50 | P | NO SIGNIFICANT CLINICAL OBSERVATIONS |
| | | | | 66 | 8:17 | P | NO SIGNIFICANT CLINICAL OBSERVATIONS |

GRADE CODE: 1 - SLIGHT 2 - MODERATE 3 - SEVERE P - PRESENT

STUDY DAYS: 0 THROUGH 89

| ANIMAL | SEX | GROUP | CATEGORY | STUDY DAY | TIME | GRADE | OBSERVATIONS |
|---|---|---|---|---|---|---|---|
| 10495 | F | UNTREATED | NORMAL | 66 | 9:43 | P | NO SIGNIFICANT CLINICAL OBSERVATIONS |
| | | | | 67 | 7:25 | P | NO SIGNIFICANT CLINICAL OBSERVATIONS |
| | | | | 67 | 9:04 | P | NO SIGNIFICANT CLINICAL OBSERVATIONS |
| | | | | 70 | 8:12 | P | NO SIGNIFICANT CLINICAL OBSERVATIONS |
| | | | | 70 | 10:42 | P | NO SIGNIFICANT CLINICAL OBSERVATIONS |
| | | | | 71 | 8:07 | P | NO SIGNIFICANT CLINICAL OBSERVATIONS |
| | | | | 71 | 9:35 | P | NO SIGNIFICANT CLINICAL OBSERVATIONS |
| | | | | 72 | 7:24 | P | NO SIGNIFICANT CLINICAL OBSERVATIONS |
| | | | | 72 | 9:00 | P | NO SIGNIFICANT CLINICAL OBSERVATIONS |
| | | | | 73 | 7:24 | P | NO SIGNIFICANT CLINICAL OBSERVATIONS |
| | | | | 73 | 9:10 | P | NO SIGNIFICANT CLINICAL OBSERVATIONS |
| | | | | 74 | 7:12 | P | NO SIGNIFICANT CLINICAL OBSERVATIONS |
| | | | | 74 | 9:06 | P | NO SIGNIFICANT CLINICAL OBSERVATIONS |
| | | | | 77 | 8:12 | P | NO SIGNIFICANT CLINICAL OBSERVATIONS |
| | | | | 77 | 11:07 | P | NO SIGNIFICANT CLINICAL OBSERVATIONS |
| | | | | 78 | 9:32 | P | NO SIGNIFICANT CLINICAL OBSERVATIONS |
| | | | | 78 | 11:23 | P | NO SIGNIFICANT CLINICAL OBSERVATIONS |
| | | | | 79 | 7:14 | P | NO SIGNIFICANT CLINICAL OBSERVATIONS |
| | | | | 79 | 8:49 | P | NO SIGNIFICANT CLINICAL OBSERVATIONS |
| | | | | 80 | 8:47 | P | NO SIGNIFICANT CLINICAL OBSERVATIONS |
| | | | | 80 | 10:30 | P | NO SIGNIFICANT CLINICAL OBSERVATIONS |
| | | | | 81 | 7:27 | P | NO SIGNIFICANT CLINICAL OBSERVATIONS |
| | | | | 81 | 9:17 | P | NO SIGNIFICANT CLINICAL OBSERVATIONS |
| | | | | 84 | 8:57 | P | NO SIGNIFICANT CLINICAL OBSERVATIONS |
| | | | | 84 | 10:48 | P | NO SIGNIFICANT CLINICAL OBSERVATIONS |
| | | | | 85 | 7:29 | P | NO SIGNIFICANT CLINICAL OBSERVATIONS |
| | | | | 85 | 9:34 | P | NO SIGNIFICANT CLINICAL OBSERVATIONS |
| | | | | 86 | 7:21 | P | NO SIGNIFICANT CLINICAL OBSERVATIONS |
| | | | | 86 | 9:21 | P | NO SIGNIFICANT CLINICAL OBSERVATIONS |

GRADE CODE: 1 - SLIGHT 2 - MODERATE 3 - SEVERE P - PRESENT

STUDY DAYS: 0 THROUGH 89

| ANIMAL | SEX | GROUP | CATEGORY | STUDY DAY | TIME | GRADE | OBSERVATIONS |
|---|---|---|---|---|---|---|---|
| 10495 | F | UNTREATED | NORMAL | 87 | 8:42 | P | NO SIGNIFICANT CLINICAL OBSERVATIONS |
| | | | | 87 | 10:30 | P | NO SIGNIFICANT CLINICAL OBSERVATIONS |
| | | | | 88 | 6:44 | P | NO SIGNIFICANT CLINICAL OBSERVATIONS |
| | | | | 88 | 9:09 | P | NO SIGNIFICANT CLINICAL OBSERVATIONS |
| 10496 | F | UNTREATED | NORMAL | 0 | 10:01 | P | NO SIGNIFICANT CLINICAL OBSERVATIONS |
| | | | | 0 | 12:44 | P | NO SIGNIFICANT CLINICAL OBSERVATIONS |
| | | | | 1 | 7:40 | P | NO SIGNIFICANT CLINICAL OBSERVATIONS |
| | | | | 1 | 9:26 | P | NO SIGNIFICANT CLINICAL OBSERVATIONS |
| | | | | 2 | 9:11 | P | NO SIGNIFICANT CLINICAL OBSERVATIONS |
| | | | | 2 | 10:39 | P | NO SIGNIFICANT CLINICAL OBSERVATIONS |
| | | | | 3 | 9:12 | P | NO SIGNIFICANT CLINICAL OBSERVATIONS |
| | | | | 3 | 11:07 | P | NO SIGNIFICANT CLINICAL OBSERVATIONS |
| | | | | 4 | 6:54 | P | NO SIGNIFICANT CLINICAL OBSERVATIONS |
| | | | | 4 | 8:47 | P | NO SIGNIFICANT CLINICAL OBSERVATIONS |
| | | | | 7 | 9:19 | P | NO SIGNIFICANT CLINICAL OBSERVATIONS |
| | | | | 7 | 11:39 | P | NO SIGNIFICANT CLINICAL OBSERVATIONS |
| | | | | 8 | 8:32 | P | NO SIGNIFICANT CLINICAL OBSERVATIONS |
| | | | | 8 | 10:32 | P | NO SIGNIFICANT CLINICAL OBSERVATIONS |
| | | | | 9 | 9:30 | P | NO SIGNIFICANT CLINICAL OBSERVATIONS |
| | | | | 9 | 11:17 | P | NO SIGNIFICANT CLINICAL OBSERVATIONS |
| | | | | 10 | 8:38 | P | NO SIGNIFICANT CLINICAL OBSERVATIONS |
| | | | | 10 | 10:13 | P | NO SIGNIFICANT CLINICAL OBSERVATIONS |
| | | | | 11 | 6:57 | P | NO SIGNIFICANT CLINICAL OBSERVATIONS |
| | | | | 11 | 8:48 | P | NO SIGNIFICANT CLINICAL OBSERVATIONS |
| | | | | 14 | 9:21 | P | NO SIGNIFICANT CLINICAL OBSERVATIONS |
| | | | | 14 | 12:03 | P | NO SIGNIFICANT CLINICAL OBSERVATIONS |
| | | | | 15 | 9:01 | P | NO SIGNIFICANT CLINICAL OBSERVATIONS |
| | | | | 15 | 10:35 | P | NO SIGNIFICANT CLINICAL OBSERVATIONS |
| | | | | 16 | 8:30 | P | NO SIGNIFICANT CLINICAL OBSERVATIONS |

GRADE CODE: 1 - SLIGHT 2 - MODERATE 3 - SEVERE P - PRESENT

STUDY DAYS: 0 THROUGH 89

| ANIMAL | SEX | GROUP | CATEGORY | STUDY DAY | TIME | GRADE | OBSERVATIONS |
|---|---|---|---|---|---|---|---|
| 10496 | F | UNTREATED | NORMAL | 16 | 10:01 | P | NO SIGNIFICANT CLINICAL OBSERVATIONS |
| | | | | 17 | 8:42 | P | NO SIGNIFICANT CLINICAL OBSERVATIONS |
| | | | | 17 | 10:23 | P | NO SIGNIFICANT CLINICAL OBSERVATIONS |
| | | | | 18 | 6:45 | P | NO SIGNIFICANT CLINICAL OBSERVATIONS |
| | | | | 18 | 8:33 | P | NO SIGNIFICANT CLINICAL OBSERVATIONS |
| | | | | 21 | 9:13 | P | NO SIGNIFICANT CLINICAL OBSERVATIONS |
| | | | | 21 | 11:25 | P | NO SIGNIFICANT CLINICAL OBSERVATIONS |
| | | | | 22 | 7:28 | P | NO SIGNIFICANT CLINICAL OBSERVATIONS |
| | | | | 22 | 9:30 | P | NO SIGNIFICANT CLINICAL OBSERVATIONS |
| | | | | 23 | 7:24 | P | NO SIGNIFICANT CLINICAL OBSERVATIONS |
| | | | | 23 | 9:08 | P | NO SIGNIFICANT CLINICAL OBSERVATIONS |
| | | | | 24 | 8:06 | P | NO SIGNIFICANT CLINICAL OBSERVATIONS |
| | | | | 24 | 9:23 | P | NO SIGNIFICANT CLINICAL OBSERVATIONS |
| | | | | 25 | 7:15 | P | NO SIGNIFICANT CLINICAL OBSERVATIONS |
| | | | | 25 | 8:51 | P | NO SIGNIFICANT CLINICAL OBSERVATIONS |
| | | | | 28 | 9:15 | P | NO SIGNIFICANT CLINICAL OBSERVATIONS |
| | | | | 28 | 11:37 | P | NO SIGNIFICANT CLINICAL OBSERVATIONS |
| | | | | 29 | 7:41 | P | NO SIGNIFICANT CLINICAL OBSERVATIONS |
| | | | | 29 | 9:41 | P | NO SIGNIFICANT CLINICAL OBSERVATIONS |
| | | | | 30 | 7:29 | P | NO SIGNIFICANT CLINICAL OBSERVATIONS |
| | | | | 30 | 9:21 | P | NO SIGNIFICANT CLINICAL OBSERVATIONS |
| | | | | 31 | 7:48 | P | NO SIGNIFICANT CLINICAL OBSERVATIONS |
| | | | | 31 | 9:01 | P | NO SIGNIFICANT CLINICAL OBSERVATIONS |
| | | | | 32 | 7:24 | P | NO SIGNIFICANT CLINICAL OBSERVATIONS |
| | | | | 32 | 8:57 | P | NO SIGNIFICANT CLINICAL OBSERVATIONS |
| | | | | 35 | 9:12 | P | NO SIGNIFICANT CLINICAL OBSERVATIONS |
| | | | | 35 | 10:57 | P | NO SIGNIFICANT CLINICAL OBSERVATIONS |
| | | | | 36 | 8:26 | P | NO SIGNIFICANT CLINICAL OBSERVATIONS |
| | | | | 36 | 10:13 | P | NO SIGNIFICANT CLINICAL OBSERVATIONS |

GRADE CODE: 1 - SLIGHT 2 - MODERATE 3 - SEVERE P - PRESENT

STUDY DAYS: 0 THROUGH 89

| ANIMAL | SEX | GROUP | CATEGORY | STUDY DAY | TIME | GRADE | OBSERVATIONS |
|---|---|---|---|---|---|---|---|
| 10496 | F | UNTREATED | NORMAL | 37 | 8:24 | P | NO SIGNIFICANT CLINICAL OBSERVATIONS |
| | | | | 37 | 10:03 | P | NO SIGNIFICANT CLINICAL OBSERVATIONS |
| | | | | 38 | 8:19 | P | NO SIGNIFICANT CLINICAL OBSERVATIONS |
| | | | | 38 | 10:05 | P | NO SIGNIFICANT CLINICAL OBSERVATIONS |
| | | | | 39 | 7:10 | P | NO SIGNIFICANT CLINICAL OBSERVATIONS |
| | | | | 39 | 9:10 | P | NO SIGNIFICANT CLINICAL OBSERVATIONS |
| | | | | 42 | 10:24 | P | NO SIGNIFICANT CLINICAL OBSERVATIONS |
| | | | | 43 | 8:24 | P | NO SIGNIFICANT CLINICAL OBSERVATIONS |
| | | | | 43 | 10:10 | P | NO SIGNIFICANT CLINICAL OBSERVATIONS |
| | | | | 44 | 7:57 | P | NO SIGNIFICANT CLINICAL OBSERVATIONS |
| | | | | 44 | 9:41 | P | NO SIGNIFICANT CLINICAL OBSERVATIONS |
| | | | | 45 | 8:22 | P | NO SIGNIFICANT CLINICAL OBSERVATIONS |
| | | | | 45 | 9:54 | P | NO SIGNIFICANT CLINICAL OBSERVATIONS |
| | | | | 46 | 6:49 | P | NO SIGNIFICANT CLINICAL OBSERVATIONS |
| | | | | 46 | 8:47 | P | NO SIGNIFICANT CLINICAL OBSERVATIONS |
| | | | | 49 | 9:24 | P | NO SIGNIFICANT CLINICAL OBSERVATIONS |
| | | | | 49 | 11:59 | P | NO SIGNIFICANT CLINICAL OBSERVATIONS |
| | | | | 50 | 8:28 | P | NO SIGNIFICANT CLINICAL OBSERVATIONS |
| | | | | 50 | 10:44 | P | NO SIGNIFICANT CLINICAL OBSERVATIONS |
| | | | | 51 | 7:52 | P | NO SIGNIFICANT CLINICAL OBSERVATIONS |
| | | | | 51 | 9:49 | P | NO SIGNIFICANT CLINICAL OBSERVATIONS |
| | | | | 52 | 9:08 | P | NO SIGNIFICANT CLINICAL OBSERVATIONS |
| | | | | 52 | 11:27 | P | NO SIGNIFICANT CLINICAL OBSERVATIONS |
| | | | | 53 | 6:50 | P | NO SIGNIFICANT CLINICAL OBSERVATIONS |
| | | | | 53 | 9:01 | P | NO SIGNIFICANT CLINICAL OBSERVATIONS |
| | | | | 56 | 8:54 | P | NO SIGNIFICANT CLINICAL OBSERVATIONS |
| | | | | 56 | 10:53 | P | NO SIGNIFICANT CLINICAL OBSERVATIONS |
| | | | | 57 | 8:55 | P | NO SIGNIFICANT CLINICAL OBSERVATIONS |
| | | | | 57 | 10:22 | P | NO SIGNIFICANT CLINICAL OBSERVATIONS |

GRADE CODE: 1 - SLIGHT 2 - MODERATE 3 - SEVERE P - PRESENT

STUDY DAYS: 0 THROUGH 89

| ANIMAL | SEX | GROUP | CATEGORY | STUDY DAY | TIME | GRADE | OBSERVATIONS |
|---|---|---|---|---|---|---|---|
| 10496 | F | UNTREATED | NORMAL | 58 | 7:32 | P | NO SIGNIFICANT CLINICAL OBSERVATIONS |
| | | | | 58 | 9:20 | P | NO SIGNIFICANT CLINICAL OBSERVATIONS |
| | | | | 59 | 7:20 | P | NO SIGNIFICANT CLINICAL OBSERVATIONS |
| | | | | 59 | 9:01 | P | NO SIGNIFICANT CLINICAL OBSERVATIONS |
| | | | | 60 | 7:32 | P | NO SIGNIFICANT CLINICAL OBSERVATIONS |
| | | | | 60 | 9:40 | P | NO SIGNIFICANT CLINICAL OBSERVATIONS |
| | | | | 63 | 11:56 | P | NO SIGNIFICANT CLINICAL OBSERVATIONS |
| | | | | 63 | 14:13 | P | NO SIGNIFICANT CLINICAL OBSERVATIONS |
| | | | | 64 | 8:35 | P | NO SIGNIFICANT CLINICAL OBSERVATIONS |
| | | | | 64 | 10:10 | P | NO SIGNIFICANT CLINICAL OBSERVATIONS |
| | | | | 65 | 8:43 | P | NO SIGNIFICANT CLINICAL OBSERVATIONS |
| | | | | 65 | 10:50 | P | NO SIGNIFICANT CLINICAL OBSERVATIONS |
| | | | | 66 | 8:17 | P | NO SIGNIFICANT CLINICAL OBSERVATIONS |
| | | | | 66 | 9:43 | P | NO SIGNIFICANT CLINICAL OBSERVATIONS |
| | | | | 67 | 7:25 | P | NO SIGNIFICANT CLINICAL OBSERVATIONS |
| | | | | 67 | 9:04 | P | NO SIGNIFICANT CLINICAL OBSERVATIONS |
| | | | | 70 | 8:13 | P | NO SIGNIFICANT CLINICAL OBSERVATIONS |
| | | | | 70 | 10:42 | P | NO SIGNIFICANT CLINICAL OBSERVATIONS |
| | | | | 71 | 8:07 | P | NO SIGNIFICANT CLINICAL OBSERVATIONS |
| | | | | 71 | 9:35 | P | NO SIGNIFICANT CLINICAL OBSERVATIONS |
| | | | | 72 | 7:24 | P | NO SIGNIFICANT CLINICAL OBSERVATIONS |
| | | | | 72 | 9:00 | P | NO SIGNIFICANT CLINICAL OBSERVATIONS |
| | | | | 73 | 7:24 | P | NO SIGNIFICANT CLINICAL OBSERVATIONS |
| | | | | 73 | 9:10 | P | NO SIGNIFICANT CLINICAL OBSERVATIONS |
| | | | | 74 | 7:12 | P | NO SIGNIFICANT CLINICAL OBSERVATIONS |
| | | | | 74 | 9:06 | P | NO SIGNIFICANT CLINICAL OBSERVATIONS |
| | | | | 77 | 8:12 | P | NO SIGNIFICANT CLINICAL OBSERVATIONS |
| | | | | 77 | 11:07 | P | NO SIGNIFICANT CLINICAL OBSERVATIONS |
| | | | | 78 | 9:32 | P | NO SIGNIFICANT CLINICAL OBSERVATIONS |

GRADE CODE: 1 - SLIGHT 2 - MODERATE 3 - SEVERE P - PRESENT

STUDY DAYS: 0 THROUGH 89

| ANIMAL | SEX | GROUP | CATEGORY | STUDY DAY | TIME | GRADE | OBSERVATIONS |
|---|---|---|---|---|---|---|---|
| 10496 | F | UNTREATED | NORMAL | 78 | 11:23 | P | NO SIGNIFICANT CLINICAL OBSERVATIONS |
| | | | | 79 | 7:14 | P | NO SIGNIFICANT CLINICAL OBSERVATIONS |
| | | | | 79 | 8:49 | P | NO SIGNIFICANT CLINICAL OBSERVATIONS |
| | | | | 80 | 8:47 | P | NO SIGNIFICANT CLINICAL OBSERVATIONS |
| | | | | 80 | 10:30 | P | NO SIGNIFICANT CLINICAL OBSERVATIONS |
| | | | | 81 | 7:27 | P | NO SIGNIFICANT CLINICAL OBSERVATIONS |
| | | | | 81 | 9:17 | P | NO SIGNIFICANT CLINICAL OBSERVATIONS |
| | | | | 84 | 8:57 | P | NO SIGNIFICANT CLINICAL OBSERVATIONS |
| | | | | 84 | 10:48 | P | NO SIGNIFICANT CLINICAL OBSERVATIONS |
| | | | | 85 | 7:29 | P | NO SIGNIFICANT CLINICAL OBSERVATIONS |
| | | | | 85 | 9:34 | P | NO SIGNIFICANT CLINICAL OBSERVATIONS |
| | | | | 86 | 7:21 | P | NO SIGNIFICANT CLINICAL OBSERVATIONS |
| | | | | 86 | 9:21 | P | NO SIGNIFICANT CLINICAL OBSERVATIONS |
| | | | | 87 | 8:42 | P | NO SIGNIFICANT CLINICAL OBSERVATIONS |
| | | | | 87 | 10:31 | P | NO SIGNIFICANT CLINICAL OBSERVATIONS |
| | | | | 88 | 6:44 | P | NO SIGNIFICANT CLINICAL OBSERVATIONS |
| | | | | 88 | 9:09 | P | NO SIGNIFICANT CLINICAL OBSERVATIONS |
| 10499 | F | UNTREATED | NORMAL | 0 | 10:02 | P | NO SIGNIFICANT CLINICAL OBSERVATIONS |
| | | | | 0 | 12:44 | P | NO SIGNIFICANT CLINICAL OBSERVATIONS |
| | | | | 1 | 7:40 | P | NO SIGNIFICANT CLINICAL OBSERVATIONS |
| | | | | 1 | 9:26 | P | NO SIGNIFICANT CLINICAL OBSERVATIONS |
| | | | | 2 | 9:11 | P | NO SIGNIFICANT CLINICAL OBSERVATIONS |
| | | | | 2 | 10:39 | P | NO SIGNIFICANT CLINICAL OBSERVATIONS |
| | | | | 3 | 9:12 | P | NO SIGNIFICANT CLINICAL OBSERVATIONS |
| | | | | 3 | 11:07 | P | NO SIGNIFICANT CLINICAL OBSERVATIONS |
| | | | | 4 | 6:54 | P | NO SIGNIFICANT CLINICAL OBSERVATIONS |
| | | | | 4 | 8:47 | P | NO SIGNIFICANT CLINICAL OBSERVATIONS |
| | | | | 7 | 9:19 | P | NO SIGNIFICANT CLINICAL OBSERVATIONS |
| | | | | 7 | 11:39 | P | NO SIGNIFICANT CLINICAL OBSERVATIONS |

GRADE CODE: 1 - SLIGHT 2 - MODERATE 3 - SEVERE P - PRESENT

STUDY DAYS: 0 THROUGH 89

| ANIMAL | SEX | GROUP | CATEGORY | STUDY DAY | TIME | GRADE | OBSERVATIONS |
|---|---|---|---|---|---|---|---|
| 10499 | F | UNTREATED | NORMAL | 8 | 8:32 | P | NO SIGNIFICANT CLINICAL OBSERVATIONS |
| | | | | 8 | 10:32 | P | NO SIGNIFICANT CLINICAL OBSERVATIONS |
| | | | | 9 | 9:30 | P | NO SIGNIFICANT CLINICAL OBSERVATIONS |
| | | | | 9 | 11:17 | P | NO SIGNIFICANT CLINICAL OBSERVATIONS |
| | | | | 10 | 8:38 | P | NO SIGNIFICANT CLINICAL OBSERVATIONS |
| | | | | 10 | 10:13 | P | NO SIGNIFICANT CLINICAL OBSERVATIONS |
| | | | | 11 | 6:57 | P | NO SIGNIFICANT CLINICAL OBSERVATIONS |
| | | | | 11 | 8:48 | P | NO SIGNIFICANT CLINICAL OBSERVATIONS |
| | | | | 14 | 9:21 | P | NO SIGNIFICANT CLINICAL OBSERVATIONS |
| | | | | 14 | 12:03 | P | NO SIGNIFICANT CLINICAL OBSERVATIONS |
| | | | | 15 | 9:01 | P | NO SIGNIFICANT CLINICAL OBSERVATIONS |
| | | | | 15 | 10:35 | P | NO SIGNIFICANT CLINICAL OBSERVATIONS |
| | | | | 16 | 8:30 | P | NO SIGNIFICANT CLINICAL OBSERVATIONS |
| | | | | 16 | 10:01 | P | NO SIGNIFICANT CLINICAL OBSERVATIONS |
| | | | | 17 | 8:43 | P | NO SIGNIFICANT CLINICAL OBSERVATIONS |
| | | | | 17 | 10:23 | P | NO SIGNIFICANT CLINICAL OBSERVATIONS |
| | | | | 18 | 6:45 | P | NO SIGNIFICANT CLINICAL OBSERVATIONS |
| | | | | 18 | 8:33 | P | NO SIGNIFICANT CLINICAL OBSERVATIONS |
| | | | | 21 | 9:13 | P | NO SIGNIFICANT CLINICAL OBSERVATIONS |
| | | | | 21 | 11:26 | P | NO SIGNIFICANT CLINICAL OBSERVATIONS |
| | | | | 22 | 7:29 | P | NO SIGNIFICANT CLINICAL OBSERVATIONS |
| | | | | 22 | 9:30 | P | NO SIGNIFICANT CLINICAL OBSERVATIONS |
| | | | | 23 | 7:24 | P | NO SIGNIFICANT CLINICAL OBSERVATIONS |
| | | | | 23 | 9:08 | P | NO SIGNIFICANT CLINICAL OBSERVATIONS |
| | | | | 24 | 8:06 | P | NO SIGNIFICANT CLINICAL OBSERVATIONS |
| | | | | 24 | 9:23 | P | NO SIGNIFICANT CLINICAL OBSERVATIONS |
| | | | | 25 | 7:15 | P | NO SIGNIFICANT CLINICAL OBSERVATIONS |
| | | | | 25 | 9:16 | P | NO SIGNIFICANT CLINICAL OBSERVATIONS |
| | | | | 28 | 9:32 | P | NO SIGNIFICANT CLINICAL OBSERVATIONS |

GRADE CODE: 1 - SLIGHT 2 - MODERATE 3 - SEVERE P - PRESENT

**FINAL REPORT**

| | |
|---|---|
| Contents: | Volume 3 of 4<br>Appendix K (continued) |
| Study Title: | A 90-Day Repeat-Dose Dermal Toxicity Study Utilizing Clarified Oils, Catalytic Cracked in Sprague Dawley Rats |
| Laboratory Project ID: | WIL-402023 |
| Author: | Angela S. Burke, PhD, DABT |
| Test Guideline: | OPPTS Guideline 870.3250<br>40 CFR 798.2250<br>OECD Guideline 411 |
| Study Completion Date: | 3 August 2012 |
| Performing Laboratory: | WIL Research Laboratories, LLC<br>1407 George Road<br>Ashland, OH 44805-8946 |
| Sponsor: | American Petroleum Institute<br>1220 L Street, NW<br>Washington, DC 20005 |
| Total Number of Pages: | 1326 |

# APPENDIX K

Individual Animal Data (continued)

TABLE A3 (DOSING DAY OBSERVATIONS)
A 90-DAY DERMAL STUDY UTILIZING CLARIFIED OILS IN RATS
INDIVIDUAL CLINICAL OBSERVATIONS



STUDY DAYS: 0 THROUGH 89

| ANIMAL | SEX | GROUP | CATEGORY | STUDY DAY | TIME | GRADE | OBSERVATIONS |
|---|---|---|---|---|---|---|---|
| 10499 | F | UNTREATED | NORMAL | 28 | 11:37 | P | NO SIGNIFICANT CLINICAL OBSERVATIONS |
| | | | | 29 | 7:41 | P | NO SIGNIFICANT CLINICAL OBSERVATIONS |
| | | | | 29 | 9:41 | P | NO SIGNIFICANT CLINICAL OBSERVATIONS |
| | | | | 30 | 7:29 | P | NO SIGNIFICANT CLINICAL OBSERVATIONS |
| | | | | 30 | 9:21 | P | NO SIGNIFICANT CLINICAL OBSERVATIONS |
| | | | | 31 | 7:48 | P | NO SIGNIFICANT CLINICAL OBSERVATIONS |
| | | | | 31 | 9:01 | P | NO SIGNIFICANT CLINICAL OBSERVATIONS |
| | | | | 32 | 7:24 | P | NO SIGNIFICANT CLINICAL OBSERVATIONS |
| | | | | 32 | 8:57 | P | NO SIGNIFICANT CLINICAL OBSERVATIONS |
| | | | | 35 | 9:12 | P | NO SIGNIFICANT CLINICAL OBSERVATIONS |
| | | | | 35 | 10:57 | P | NO SIGNIFICANT CLINICAL OBSERVATIONS |
| | | | | 36 | 8:26 | P | NO SIGNIFICANT CLINICAL OBSERVATIONS |
| | | | | 36 | 10:13 | P | NO SIGNIFICANT CLINICAL OBSERVATIONS |
| | | | | 37 | 8:24 | P | NO SIGNIFICANT CLINICAL OBSERVATIONS |
| | | | | 37 | 10:03 | P | NO SIGNIFICANT CLINICAL OBSERVATIONS |
| | | | | 38 | 8:19 | P | NO SIGNIFICANT CLINICAL OBSERVATIONS |
| | | | | 38 | 10:05 | P | NO SIGNIFICANT CLINICAL OBSERVATIONS |
| | | | | 39 | 7:10 | P | NO SIGNIFICANT CLINICAL OBSERVATIONS |
| | | | | 39 | 9:10 | P | NO SIGNIFICANT CLINICAL OBSERVATIONS |
| | | | | 42 | 10:24 | P | NO SIGNIFICANT CLINICAL OBSERVATIONS |
| | | | | 43 | 8:24 | P | NO SIGNIFICANT CLINICAL OBSERVATIONS |
| | | | | 43 | 10:10 | P | NO SIGNIFICANT CLINICAL OBSERVATIONS |
| | | | | 44 | 7:57 | P | NO SIGNIFICANT CLINICAL OBSERVATIONS |
| | | | | 44 | 9:41 | P | NO SIGNIFICANT CLINICAL OBSERVATIONS |
| | | | | 45 | 8:22 | P | NO SIGNIFICANT CLINICAL OBSERVATIONS |
| | | | | 45 | 9:54 | P | NO SIGNIFICANT CLINICAL OBSERVATIONS |
| | | | | 46 | 6:49 | P | NO SIGNIFICANT CLINICAL OBSERVATIONS |
| | | | | 46 | 8:47 | P | NO SIGNIFICANT CLINICAL OBSERVATIONS |
| | | | | 49 | 9:24 | P | NO SIGNIFICANT CLINICAL OBSERVATIONS |

GRADE CODE: 1 - SLIGHT 2 - MODERATE 3 - SEVERE P - PRESENT

STUDY DAYS: 0 THROUGH 89

| ANIMAL | SEX | GROUP | CATEGORY | STUDY DAY | TIME | GRADE | OBSERVATIONS |
|---|---|---|---|---|---|---|---|
| 10499 | F | UNTREATED | NORMAL | 49 | 11:59 | P | NO SIGNIFICANT CLINICAL OBSERVATIONS |
| | | | | 50 | 8:28 | P | NO SIGNIFICANT CLINICAL OBSERVATIONS |
| | | | | 50 | 10:44 | P | NO SIGNIFICANT CLINICAL OBSERVATIONS |
| | | | | 51 | 7:52 | P | NO SIGNIFICANT CLINICAL OBSERVATIONS |
| | | | | 51 | 9:49 | P | NO SIGNIFICANT CLINICAL OBSERVATIONS |
| | | | | 52 | 9:08 | P | NO SIGNIFICANT CLINICAL OBSERVATIONS |
| | | | | 52 | 11:27 | P | NO SIGNIFICANT CLINICAL OBSERVATIONS |
| | | | | 53 | 6:50 | P | NO SIGNIFICANT CLINICAL OBSERVATIONS |
| | | | | 53 | 9:01 | P | NO SIGNIFICANT CLINICAL OBSERVATIONS |
| | | | | 56 | 8:54 | P | NO SIGNIFICANT CLINICAL OBSERVATIONS |
| | | | | 56 | 10:53 | P | NO SIGNIFICANT CLINICAL OBSERVATIONS |
| | | | | 57 | 8:55 | P | NO SIGNIFICANT CLINICAL OBSERVATIONS |
| | | | | 57 | 10:22 | P | NO SIGNIFICANT CLINICAL OBSERVATIONS |
| | | | | 58 | 7:32 | P | NO SIGNIFICANT CLINICAL OBSERVATIONS |
| | | | | 58 | 9:20 | P | NO SIGNIFICANT CLINICAL OBSERVATIONS |
| | | | | 59 | 7:20 | P | NO SIGNIFICANT CLINICAL OBSERVATIONS |
| | | | | 59 | 9:01 | P | NO SIGNIFICANT CLINICAL OBSERVATIONS |
| | | | | 60 | 7:32 | P | NO SIGNIFICANT CLINICAL OBSERVATIONS |
| | | | | 60 | 9:40 | P | NO SIGNIFICANT CLINICAL OBSERVATIONS |
| | | | | 63 | 11:56 | P | NO SIGNIFICANT CLINICAL OBSERVATIONS |
| | | | | 63 | 14:13 | P | NO SIGNIFICANT CLINICAL OBSERVATIONS |
| | | | | 64 | 8:35 | P | NO SIGNIFICANT CLINICAL OBSERVATIONS |
| | | | | 64 | 10:10 | P | NO SIGNIFICANT CLINICAL OBSERVATIONS |
| | | | | 65 | 8:43 | P | NO SIGNIFICANT CLINICAL OBSERVATIONS |
| | | | | 65 | 10:50 | P | NO SIGNIFICANT CLINICAL OBSERVATIONS |
| | | | | 66 | 8:17 | P | NO SIGNIFICANT CLINICAL OBSERVATIONS |
| | | | | 66 | 9:43 | P | NO SIGNIFICANT CLINICAL OBSERVATIONS |
| | | | | 67 | 7:26 | P | NO SIGNIFICANT CLINICAL OBSERVATIONS |
| | | | | 67 | 9:04 | P | NO SIGNIFICANT CLINICAL OBSERVATIONS |

GRADE CODE: 1 - SLIGHT 2 - MODERATE 3 - SEVERE P - PRESENT

STUDY DAYS: 0 THROUGH 89

| ANIMAL | SEX | GROUP | CATEGORY | STUDY DAY | TIME | GRADE | OBSERVATIONS |
|---|---|---|---|---|---|---|---|
| 10499 | F | UNTREATED | NORMAL | 70 | 8:13 | P | NO SIGNIFICANT CLINICAL OBSERVATIONS |
| | | | | 70 | 10:42 | P | NO SIGNIFICANT CLINICAL OBSERVATIONS |
| | | | | 71 | 8:07 | P | NO SIGNIFICANT CLINICAL OBSERVATIONS |
| | | | | 71 | 9:35 | P | NO SIGNIFICANT CLINICAL OBSERVATIONS |
| | | | | 72 | 7:24 | P | NO SIGNIFICANT CLINICAL OBSERVATIONS |
| | | | | 72 | 9:00 | P | NO SIGNIFICANT CLINICAL OBSERVATIONS |
| | | | | 73 | 7:24 | P | NO SIGNIFICANT CLINICAL OBSERVATIONS |
| | | | | 73 | 9:10 | P | NO SIGNIFICANT CLINICAL OBSERVATIONS |
| | | | | 74 | 7:13 | P | NO SIGNIFICANT CLINICAL OBSERVATIONS |
| | | | | 74 | 9:06 | P | NO SIGNIFICANT CLINICAL OBSERVATIONS |
| | | | | 77 | 8:13 | P | NO SIGNIFICANT CLINICAL OBSERVATIONS |
| | | | | 77 | 11:07 | P | NO SIGNIFICANT CLINICAL OBSERVATIONS |
| | | | | 78 | 9:32 | P | NO SIGNIFICANT CLINICAL OBSERVATIONS |
| | | | | 78 | 11:24 | P | NO SIGNIFICANT CLINICAL OBSERVATIONS |
| | | | | 79 | 7:14 | P | NO SIGNIFICANT CLINICAL OBSERVATIONS |
| | | | | 79 | 8:49 | P | NO SIGNIFICANT CLINICAL OBSERVATIONS |
| | | | | 80 | 8:47 | P | NO SIGNIFICANT CLINICAL OBSERVATIONS |
| | | | | 80 | 10:30 | P | NO SIGNIFICANT CLINICAL OBSERVATIONS |
| | | | | 81 | 7:28 | P | NO SIGNIFICANT CLINICAL OBSERVATIONS |
| | | | | 81 | 9:17 | P | NO SIGNIFICANT CLINICAL OBSERVATIONS |
| | | | | 85 | 7:30 | P | NO SIGNIFICANT CLINICAL OBSERVATIONS |
| | | | | 85 | 9:34 | P | NO SIGNIFICANT CLINICAL OBSERVATIONS |
| | | | | 86 | 7:21 | P | NO SIGNIFICANT CLINICAL OBSERVATIONS |
| | | | | 86 | 9:21 | P | NO SIGNIFICANT CLINICAL OBSERVATIONS |
| | | | | 87 | 8:42 | P | NO SIGNIFICANT CLINICAL OBSERVATIONS |
| | | | | 87 | 10:31 | P | NO SIGNIFICANT CLINICAL OBSERVATIONS |
| | | | | 88 | 6:44 | P | NO SIGNIFICANT CLINICAL OBSERVATIONS |
| | | | | 88 | 9:09 | P | NO SIGNIFICANT CLINICAL OBSERVATIONS |
| | | | | 89 | 6:17 | P | NO SIGNIFICANT CLINICAL OBSERVATIONS |

GRADE CODE: 1 - SLIGHT 2 - MODERATE 3 - SEVERE P - PRESENT

STUDY DAYS: 0 THROUGH 89

| ANIMAL | SEX | GROUP | CATEGORY | STUDY DAY | TIME | GRADE | OBSERVATIONS |
|---|---|---|---|---|---|---|---|
| 10499 | F | UNTREATED | NORMAL | 89 | 7:44 | P | NO SIGNIFICANT CLINICAL OBSERVATIONS |
| 10511 | F | UNTREATED | NORMAL | 0 | 10:02 | P | NO SIGNIFICANT CLINICAL OBSERVATIONS |
| | | | | 0 | 12:44 | P | NO SIGNIFICANT CLINICAL OBSERVATIONS |
| | | | | 1 | 7:40 | P | NO SIGNIFICANT CLINICAL OBSERVATIONS |
| | | | | 1 | 9:26 | P | NO SIGNIFICANT CLINICAL OBSERVATIONS |
| | | | | 2 | 9:11 | P | NO SIGNIFICANT CLINICAL OBSERVATIONS |
| | | | | 2 | 10:39 | P | NO SIGNIFICANT CLINICAL OBSERVATIONS |
| | | | | 3 | 9:12 | P | NO SIGNIFICANT CLINICAL OBSERVATIONS |
| | | | | 3 | 11:07 | P | NO SIGNIFICANT CLINICAL OBSERVATIONS |
| | | | | 4 | 6:54 | P | NO SIGNIFICANT CLINICAL OBSERVATIONS |
| | | | | 4 | 8:47 | P | NO SIGNIFICANT CLINICAL OBSERVATIONS |
| | | | | 7 | 9:20 | P | NO SIGNIFICANT CLINICAL OBSERVATIONS |
| | | | | 7 | 11:39 | P | NO SIGNIFICANT CLINICAL OBSERVATIONS |
| | | | | 8 | 8:32 | P | NO SIGNIFICANT CLINICAL OBSERVATIONS |
| | | | | 8 | 10:32 | P | NO SIGNIFICANT CLINICAL OBSERVATIONS |
| | | | | 9 | 9:30 | P | NO SIGNIFICANT CLINICAL OBSERVATIONS |
| | | | | 9 | 11:17 | P | NO SIGNIFICANT CLINICAL OBSERVATIONS |
| | | | | 10 | 8:38 | P | NO SIGNIFICANT CLINICAL OBSERVATIONS |
| | | | | 10 | 10:13 | P | NO SIGNIFICANT CLINICAL OBSERVATIONS |
| | | | | 11 | 6:57 | P | NO SIGNIFICANT CLINICAL OBSERVATIONS |
| | | | | 11 | 8:48 | P | NO SIGNIFICANT CLINICAL OBSERVATIONS |
| | | | | 14 | 9:21 | P | NO SIGNIFICANT CLINICAL OBSERVATIONS |
| | | | | 14 | 12:03 | P | NO SIGNIFICANT CLINICAL OBSERVATIONS |
| | | | | 15 | 9:01 | P | NO SIGNIFICANT CLINICAL OBSERVATIONS |
| | | | | 15 | 10:35 | P | NO SIGNIFICANT CLINICAL OBSERVATIONS |
| | | | | 16 | 8:30 | P | NO SIGNIFICANT CLINICAL OBSERVATIONS |
| | | | | 16 | 10:02 | P | NO SIGNIFICANT CLINICAL OBSERVATIONS |
| | | | | 17 | 8:43 | P | NO SIGNIFICANT CLINICAL OBSERVATIONS |
| | | | | 17 | 10:23 | P | NO SIGNIFICANT CLINICAL OBSERVATIONS |

GRADE CODE: 1 - SLIGHT 2 - MODERATE 3 - SEVERE P - PRESENT

STUDY DAYS: 0 THROUGH 89

| ANIMAL | SEX | GROUP | CATEGORY | STUDY DAY | TIME | GRADE | OBSERVATIONS |
|---|---|---|---|---|---|---|---|
| 10511 | F | UNTREATED | NORMAL | 18 | 6:45 | P | NO SIGNIFICANT CLINICAL OBSERVATIONS |
| | | | | 18 | 8:33 | P | NO SIGNIFICANT CLINICAL OBSERVATIONS |
| | | | | 21 | 9:14 | P | NO SIGNIFICANT CLINICAL OBSERVATIONS |
| | | | | 21 | 11:26 | P | NO SIGNIFICANT CLINICAL OBSERVATIONS |
| | | | | 22 | 7:29 | P | NO SIGNIFICANT CLINICAL OBSERVATIONS |
| | | | | 22 | 9:31 | P | NO SIGNIFICANT CLINICAL OBSERVATIONS |
| | | | | 23 | 7:24 | P | NO SIGNIFICANT CLINICAL OBSERVATIONS |
| | | | | 23 | 9:08 | P | NO SIGNIFICANT CLINICAL OBSERVATIONS |
| | | | | 24 | 8:06 | P | NO SIGNIFICANT CLINICAL OBSERVATIONS |
| | | | | 24 | 9:23 | P | NO SIGNIFICANT CLINICAL OBSERVATIONS |
| | | | | 25 | 7:16 | P | NO SIGNIFICANT CLINICAL OBSERVATIONS |
| | | | | 25 | 9:16 | P | NO SIGNIFICANT CLINICAL OBSERVATIONS |
| | | | | 28 | 9:32 | P | NO SIGNIFICANT CLINICAL OBSERVATIONS |
| | | | | 28 | 11:37 | P | NO SIGNIFICANT CLINICAL OBSERVATIONS |
| | | | | 29 | 7:41 | P | NO SIGNIFICANT CLINICAL OBSERVATIONS |
| | | | | 29 | 9:41 | P | NO SIGNIFICANT CLINICAL OBSERVATIONS |
| | | | | 30 | 7:29 | P | NO SIGNIFICANT CLINICAL OBSERVATIONS |
| | | | | 30 | 9:21 | P | NO SIGNIFICANT CLINICAL OBSERVATIONS |
| | | | | 31 | 7:48 | P | NO SIGNIFICANT CLINICAL OBSERVATIONS |
| | | | | 31 | 9:01 | P | NO SIGNIFICANT CLINICAL OBSERVATIONS |
| | | | | 32 | 7:25 | P | NO SIGNIFICANT CLINICAL OBSERVATIONS |
| | | | | 32 | 8:57 | P | NO SIGNIFICANT CLINICAL OBSERVATIONS |
| | | | | 35 | 9:12 | P | NO SIGNIFICANT CLINICAL OBSERVATIONS |
| | | | | 35 | 10:57 | P | NO SIGNIFICANT CLINICAL OBSERVATIONS |
| | | | | 36 | 8:27 | P | NO SIGNIFICANT CLINICAL OBSERVATIONS |
| | | | | 36 | 10:13 | P | NO SIGNIFICANT CLINICAL OBSERVATIONS |
| | | | | 37 | 8:24 | P | NO SIGNIFICANT CLINICAL OBSERVATIONS |
| | | | | 37 | 10:03 | P | NO SIGNIFICANT CLINICAL OBSERVATIONS |
| | | | | 38 | 8:20 | P | NO SIGNIFICANT CLINICAL OBSERVATIONS |

GRADE CODE: 1 - SLIGHT 2 - MODERATE 3 - SEVERE P - PRESENT

TABLE A3 (DOSING DAY OBSERVATIONS)
A 90-DAY DERMAL STUDY UTILIZING CLARIFIED OILS IN RATS
INDIVIDUAL CLINICAL OBSERVATIONS



STUDY DAYS: 0 THROUGH 89

| ANIMAL | SEX | GROUP | CATEGORY | STUDY DAY | TIME | GRADE | OBSERVATIONS |
|---|---|---|---|---|---|---|---|
| 10511 | F | UNTREATED | NORMAL | 38 | 10:06 | P | NO SIGNIFICANT CLINICAL OBSERVATIONS |
| | | | | 39 | 7:10 | P | NO SIGNIFICANT CLINICAL OBSERVATIONS |
| | | | | 39 | 9:10 | P | NO SIGNIFICANT CLINICAL OBSERVATIONS |
| | | | | 42 | 10:24 | P | NO SIGNIFICANT CLINICAL OBSERVATIONS |
| | | | | 43 | 8:25 | P | NO SIGNIFICANT CLINICAL OBSERVATIONS |
| | | | | 43 | 10:10 | P | NO SIGNIFICANT CLINICAL OBSERVATIONS |
| | | | | 44 | 7:57 | P | NO SIGNIFICANT CLINICAL OBSERVATIONS |
| | | | | 44 | 9:41 | P | NO SIGNIFICANT CLINICAL OBSERVATIONS |
| | | | | 45 | 8:22 | P | NO SIGNIFICANT CLINICAL OBSERVATIONS |
| | | | | 45 | 9:54 | P | NO SIGNIFICANT CLINICAL OBSERVATIONS |
| | | | | 46 | 6:49 | P | NO SIGNIFICANT CLINICAL OBSERVATIONS |
| | | | | 46 | 8:47 | P | NO SIGNIFICANT CLINICAL OBSERVATIONS |
| | | | | 49 | 9:24 | P | NO SIGNIFICANT CLINICAL OBSERVATIONS |
| | | | | 49 | 11:59 | P | NO SIGNIFICANT CLINICAL OBSERVATIONS |
| | | | | 50 | 8:28 | P | NO SIGNIFICANT CLINICAL OBSERVATIONS |
| | | | | 50 | 10:44 | P | NO SIGNIFICANT CLINICAL OBSERVATIONS |
| | | | | 51 | 7:52 | P | NO SIGNIFICANT CLINICAL OBSERVATIONS |
| | | | | 51 | 9:49 | P | NO SIGNIFICANT CLINICAL OBSERVATIONS |
| | | | | 52 | 9:08 | P | NO SIGNIFICANT CLINICAL OBSERVATIONS |
| | | | | 52 | 11:27 | P | NO SIGNIFICANT CLINICAL OBSERVATIONS |
| | | | | 53 | 6:51 | P | NO SIGNIFICANT CLINICAL OBSERVATIONS |
| | | | | 53 | 9:01 | P | NO SIGNIFICANT CLINICAL OBSERVATIONS |
| | | | | 56 | 8:54 | P | NO SIGNIFICANT CLINICAL OBSERVATIONS |
| | | | | 56 | 10:53 | P | NO SIGNIFICANT CLINICAL OBSERVATIONS |
| | | | | 57 | 8:56 | P | NO SIGNIFICANT CLINICAL OBSERVATIONS |
| | | | | 57 | 10:23 | P | NO SIGNIFICANT CLINICAL OBSERVATIONS |
| | | | | 58 | 7:32 | P | NO SIGNIFICANT CLINICAL OBSERVATIONS |
| | | | | 58 | 9:20 | P | NO SIGNIFICANT CLINICAL OBSERVATIONS |
| | | | | 59 | 7:20 | P | NO SIGNIFICANT CLINICAL OBSERVATIONS |

GRADE CODE: 1 - SLIGHT 2 - MODERATE 3 - SEVERE P - PRESENT

STUDY DAYS: 0 THROUGH 89

| ANIMAL | SEX | GROUP | CATEGORY | STUDY DAY | TIME | GRADE | OBSERVATIONS |
|---|---|---|---|---|---|---|---|
| 10511 | F | UNTREATED | NORMAL | 59 | 9:01 | P | NO SIGNIFICANT CLINICAL OBSERVATIONS |
| | | | | 60 | 7:32 | P | NO SIGNIFICANT CLINICAL OBSERVATIONS |
| | | | | 60 | 9:40 | P | NO SIGNIFICANT CLINICAL OBSERVATIONS |
| | | | | 63 | 11:56 | P | NO SIGNIFICANT CLINICAL OBSERVATIONS |
| | | | | 63 | 14:13 | P | NO SIGNIFICANT CLINICAL OBSERVATIONS |
| | | | | 64 | 8:35 | P | NO SIGNIFICANT CLINICAL OBSERVATIONS |
| | | | | 64 | 10:10 | P | NO SIGNIFICANT CLINICAL OBSERVATIONS |
| | | | | 65 | 8:44 | P | NO SIGNIFICANT CLINICAL OBSERVATIONS |
| | | | | 65 | 10:50 | P | NO SIGNIFICANT CLINICAL OBSERVATIONS |
| | | | | 66 | 8:17 | P | NO SIGNIFICANT CLINICAL OBSERVATIONS |
| | | | | 66 | 9:43 | P | NO SIGNIFICANT CLINICAL OBSERVATIONS |
| | | | | 67 | 7:26 | P | NO SIGNIFICANT CLINICAL OBSERVATIONS |
| | | | | 67 | 9:04 | P | NO SIGNIFICANT CLINICAL OBSERVATIONS |
| | | | | 70 | 8:13 | P | NO SIGNIFICANT CLINICAL OBSERVATIONS |
| | | | | 70 | 10:42 | P | NO SIGNIFICANT CLINICAL OBSERVATIONS |
| | | | | 71 | 8:07 | P | NO SIGNIFICANT CLINICAL OBSERVATIONS |
| | | | | 71 | 9:35 | P | NO SIGNIFICANT CLINICAL OBSERVATIONS |
| | | | | 72 | 7:24 | P | NO SIGNIFICANT CLINICAL OBSERVATIONS |
| | | | | 72 | 9:00 | P | NO SIGNIFICANT CLINICAL OBSERVATIONS |
| | | | | 73 | 7:24 | P | NO SIGNIFICANT CLINICAL OBSERVATIONS |
| | | | | 73 | 9:10 | P | NO SIGNIFICANT CLINICAL OBSERVATIONS |
| | | | | 74 | 7:13 | P | NO SIGNIFICANT CLINICAL OBSERVATIONS |
| | | | | 74 | 9:07 | P | NO SIGNIFICANT CLINICAL OBSERVATIONS |
| | | | | 77 | 8:13 | P | NO SIGNIFICANT CLINICAL OBSERVATIONS |
| | | | | 77 | 11:07 | P | NO SIGNIFICANT CLINICAL OBSERVATIONS |
| | | | | 78 | 9:32 | P | NO SIGNIFICANT CLINICAL OBSERVATIONS |
| | | | | 78 | 11:24 | P | NO SIGNIFICANT CLINICAL OBSERVATIONS |
| | | | | 79 | 7:14 | P | NO SIGNIFICANT CLINICAL OBSERVATIONS |
| | | | | 79 | 8:50 | P | NO SIGNIFICANT CLINICAL OBSERVATIONS |

GRADE CODE: 1 - SLIGHT 2 - MODERATE 3 - SEVERE P - PRESENT

STUDY DAYS: 0 THROUGH 89

| ANIMAL | SEX | GROUP | CATEGORY | STUDY DAY | TIME | GRADE | OBSERVATIONS |
|---|---|---|---|---|---|---|---|
| 10511 | F | UNTREATED | NORMAL | 80 | 8:47 | P | NO SIGNIFICANT CLINICAL OBSERVATIONS |
| | | | | 80 | 10:30 | P | NO SIGNIFICANT CLINICAL OBSERVATIONS |
| | | | | 81 | 7:28 | P | NO SIGNIFICANT CLINICAL OBSERVATIONS |
| | | | | 81 | 9:17 | P | NO SIGNIFICANT CLINICAL OBSERVATIONS |
| | | | | 85 | 7:30 | P | NO SIGNIFICANT CLINICAL OBSERVATIONS |
| | | | | 85 | 9:34 | P | NO SIGNIFICANT CLINICAL OBSERVATIONS |
| | | | | 86 | 7:21 | P | NO SIGNIFICANT CLINICAL OBSERVATIONS |
| | | | | 86 | 9:21 | P | NO SIGNIFICANT CLINICAL OBSERVATIONS |
| | | | | 87 | 8:43 | P | NO SIGNIFICANT CLINICAL OBSERVATIONS |
| | | | | 87 | 10:31 | P | NO SIGNIFICANT CLINICAL OBSERVATIONS |
| | | | | 88 | 6:44 | P | NO SIGNIFICANT CLINICAL OBSERVATIONS |
| | | | | 88 | 9:09 | P | NO SIGNIFICANT CLINICAL OBSERVATIONS |
| | | | | 89 | 6:18 | P | NO SIGNIFICANT CLINICAL OBSERVATIONS |
| | | | | 89 | 7:44 | P | NO SIGNIFICANT CLINICAL OBSERVATIONS |
| 10512 | F | UNTREATED | NORMAL | 0 | 10:03 | P | NO SIGNIFICANT CLINICAL OBSERVATIONS |
| | | | | 0 | 12:44 | P | NO SIGNIFICANT CLINICAL OBSERVATIONS |
| | | | | 1 | 7:40 | P | NO SIGNIFICANT CLINICAL OBSERVATIONS |
| | | | | 1 | 9:26 | P | NO SIGNIFICANT CLINICAL OBSERVATIONS |
| | | | | 2 | 9:11 | P | NO SIGNIFICANT CLINICAL OBSERVATIONS |
| | | | | 2 | 10:39 | P | NO SIGNIFICANT CLINICAL OBSERVATIONS |
| | | | | 3 | 9:12 | P | NO SIGNIFICANT CLINICAL OBSERVATIONS |
| | | | | 3 | 11:08 | P | NO SIGNIFICANT CLINICAL OBSERVATIONS |
| | | | | 4 | 6:54 | P | NO SIGNIFICANT CLINICAL OBSERVATIONS |
| | | | | 4 | 8:47 | P | NO SIGNIFICANT CLINICAL OBSERVATIONS |
| | | | | 7 | 9:20 | P | NO SIGNIFICANT CLINICAL OBSERVATIONS |
| | | | | 7 | 11:39 | P | NO SIGNIFICANT CLINICAL OBSERVATIONS |
| | | | | 8 | 8:32 | P | NO SIGNIFICANT CLINICAL OBSERVATIONS |
| | | | | 8 | 10:32 | P | NO SIGNIFICANT CLINICAL OBSERVATIONS |
| | | | | 9 | 9:31 | P | NO SIGNIFICANT CLINICAL OBSERVATIONS |

GRADE CODE: 1 - SLIGHT 2 - MODERATE 3 - SEVERE P - PRESENT

STUDY DAYS: 0 THROUGH 89

| ANIMAL | SEX | GROUP | CATEGORY | STUDY DAY | TIME | GRADE | OBSERVATIONS |
|---|---|---|---|---|---|---|---|
| 10512 | F | UNTREATED | NORMAL | 9 | 11:17 | P | NO SIGNIFICANT CLINICAL OBSERVATIONS |
| | | | | 10 | 8:39 | P | NO SIGNIFICANT CLINICAL OBSERVATIONS |
| | | | | 10 | 10:13 | P | NO SIGNIFICANT CLINICAL OBSERVATIONS |
| | | | | 11 | 6:57 | P | NO SIGNIFICANT CLINICAL OBSERVATIONS |
| | | | | 11 | 8:48 | P | NO SIGNIFICANT CLINICAL OBSERVATIONS |
| | | | | 14 | 9:21 | P | NO SIGNIFICANT CLINICAL OBSERVATIONS |
| | | | | 14 | 12:03 | P | NO SIGNIFICANT CLINICAL OBSERVATIONS |
| | | | | 15 | 9:01 | P | NO SIGNIFICANT CLINICAL OBSERVATIONS |
| | | | | 15 | 10:35 | P | NO SIGNIFICANT CLINICAL OBSERVATIONS |
| | | | | 16 | 8:31 | P | NO SIGNIFICANT CLINICAL OBSERVATIONS |
| | | | | 16 | 10:02 | P | NO SIGNIFICANT CLINICAL OBSERVATIONS |
| | | | | 17 | 8:43 | P | NO SIGNIFICANT CLINICAL OBSERVATIONS |
| | | | | 17 | 10:23 | P | NO SIGNIFICANT CLINICAL OBSERVATIONS |
| | | | | 18 | 6:45 | P | NO SIGNIFICANT CLINICAL OBSERVATIONS |
| | | | | 18 | 8:33 | P | NO SIGNIFICANT CLINICAL OBSERVATIONS |
| | | | | 21 | 9:14 | P | NO SIGNIFICANT CLINICAL OBSERVATIONS |
| | | | | 21 | 11:26 | P | NO SIGNIFICANT CLINICAL OBSERVATIONS |
| | | | | 22 | 7:29 | P | NO SIGNIFICANT CLINICAL OBSERVATIONS |
| | | | | 22 | 9:31 | P | NO SIGNIFICANT CLINICAL OBSERVATIONS |
| | | | | 23 | 7:24 | P | NO SIGNIFICANT CLINICAL OBSERVATIONS |
| | | | | 23 | 9:08 | P | NO SIGNIFICANT CLINICAL OBSERVATIONS |
| | | | | 24 | 8:06 | P | NO SIGNIFICANT CLINICAL OBSERVATIONS |
| | | | | 24 | 9:24 | P | NO SIGNIFICANT CLINICAL OBSERVATIONS |
| | | | | 25 | 7:16 | P | NO SIGNIFICANT CLINICAL OBSERVATIONS |
| | | | | 25 | 9:16 | P | NO SIGNIFICANT CLINICAL OBSERVATIONS |
| | | | | 28 | 9:32 | P | NO SIGNIFICANT CLINICAL OBSERVATIONS |
| | | | | 28 | 11:37 | P | NO SIGNIFICANT CLINICAL OBSERVATIONS |
| | | | | 29 | 7:41 | P | NO SIGNIFICANT CLINICAL OBSERVATIONS |
| | | | | 29 | 9:41 | P | NO SIGNIFICANT CLINICAL OBSERVATIONS |

GRADE CODE: 1 - SLIGHT 2 - MODERATE 3 - SEVERE P - PRESENT

TABLE A3 (DOSING DAY OBSERVATIONS)
A 90-DAY DERMAL STUDY UTILIZING CLARIFIED OILS IN RATS
INDIVIDUAL CLINICAL OBSERVATIONS



STUDY DAYS: 0 THROUGH 89

| ANIMAL | SEX | GROUP | CATEGORY | STUDY DAY | TIME | GRADE | OBSERVATIONS |
|---|---|---|---|---|---|---|---|
| 10512 | F | UNTREATED | NORMAL | 30 | 7:29 | P | NO SIGNIFICANT CLINICAL OBSERVATIONS |
| | | | | 30 | 9:21 | P | NO SIGNIFICANT CLINICAL OBSERVATIONS |
| | | | | 31 | 7:48 | P | NO SIGNIFICANT CLINICAL OBSERVATIONS |
| | | | | 31 | 9:02 | P | NO SIGNIFICANT CLINICAL OBSERVATIONS |
| | | | | 32 | 7:25 | P | NO SIGNIFICANT CLINICAL OBSERVATIONS |
| | | | | 32 | 8:57 | P | NO SIGNIFICANT CLINICAL OBSERVATIONS |
| | | | | 35 | 9:12 | P | NO SIGNIFICANT CLINICAL OBSERVATIONS |
| | | | | 35 | 10:57 | P | NO SIGNIFICANT CLINICAL OBSERVATIONS |
| | | | | 36 | 8:27 | P | NO SIGNIFICANT CLINICAL OBSERVATIONS |
| | | | | 36 | 10:14 | P | NO SIGNIFICANT CLINICAL OBSERVATIONS |
| | | | | 37 | 8:24 | P | NO SIGNIFICANT CLINICAL OBSERVATIONS |
| | | | | 37 | 10:03 | P | NO SIGNIFICANT CLINICAL OBSERVATIONS |
| | | | | 38 | 8:20 | P | NO SIGNIFICANT CLINICAL OBSERVATIONS |
| | | | | 38 | 10:06 | P | NO SIGNIFICANT CLINICAL OBSERVATIONS |
| | | | | 39 | 7:10 | P | NO SIGNIFICANT CLINICAL OBSERVATIONS |
| | | | | 39 | 9:10 | P | NO SIGNIFICANT CLINICAL OBSERVATIONS |
| | | | | 42 | 10:24 | P | NO SIGNIFICANT CLINICAL OBSERVATIONS |
| | | | | 43 | 8:25 | P | NO SIGNIFICANT CLINICAL OBSERVATIONS |
| | | | | 43 | 10:10 | P | NO SIGNIFICANT CLINICAL OBSERVATIONS |
| | | | | 44 | 7:57 | P | NO SIGNIFICANT CLINICAL OBSERVATIONS |
| | | | | 44 | 9:41 | P | NO SIGNIFICANT CLINICAL OBSERVATIONS |
| | | | | 45 | 8:22 | P | NO SIGNIFICANT CLINICAL OBSERVATIONS |
| | | | | 45 | 9:54 | P | NO SIGNIFICANT CLINICAL OBSERVATIONS |
| | | | | 46 | 6:50 | P | NO SIGNIFICANT CLINICAL OBSERVATIONS |
| | | | | 46 | 8:47 | P | NO SIGNIFICANT CLINICAL OBSERVATIONS |
| | | | | 49 | 9:25 | P | NO SIGNIFICANT CLINICAL OBSERVATIONS |
| | | | | 49 | 11:59 | P | NO SIGNIFICANT CLINICAL OBSERVATIONS |
| | | | | 50 | 8:28 | P | NO SIGNIFICANT CLINICAL OBSERVATIONS |
| | | | | 50 | 10:45 | P | NO SIGNIFICANT CLINICAL OBSERVATIONS |

GRADE CODE: 1 - SLIGHT 2 - MODERATE 3 - SEVERE P - PRESENT

TABLE A3 (DOSING DAY OBSERVATIONS)
A 90-DAY DERMAL STUDY UTILIZING CLARIFIED OILS IN RATS
INDIVIDUAL CLINICAL OBSERVATIONS



STUDY DAYS: 0 THROUGH 89

| ANIMAL | SEX | GROUP | CATEGORY | STUDY DAY | TIME | GRADE | OBSERVATIONS |
|---|---|---|---|---|---|---|---|
| 10512 | F | UNTREATED | NORMAL | 51 | 7:52 | P | NO SIGNIFICANT CLINICAL OBSERVATIONS |
| | | | | 51 | 9:50 | P | NO SIGNIFICANT CLINICAL OBSERVATIONS |
| | | | | 52 | 9:09 | P | NO SIGNIFICANT CLINICAL OBSERVATIONS |
| | | | | 52 | 11:28 | P | NO SIGNIFICANT CLINICAL OBSERVATIONS |
| | | | | 53 | 6:51 | P | NO SIGNIFICANT CLINICAL OBSERVATIONS |
| | | | | 53 | 9:01 | P | NO SIGNIFICANT CLINICAL OBSERVATIONS |
| | | | | 56 | 8:54 | P | NO SIGNIFICANT CLINICAL OBSERVATIONS |
| | | | | 56 | 10:53 | P | NO SIGNIFICANT CLINICAL OBSERVATIONS |
| | | | | 57 | 8:56 | P | NO SIGNIFICANT CLINICAL OBSERVATIONS |
| | | | | 57 | 10:23 | P | NO SIGNIFICANT CLINICAL OBSERVATIONS |
| | | | | 58 | 7:32 | P | NO SIGNIFICANT CLINICAL OBSERVATIONS |
| | | | | 58 | 9:20 | P | NO SIGNIFICANT CLINICAL OBSERVATIONS |
| | | | | 59 | 7:20 | P | NO SIGNIFICANT CLINICAL OBSERVATIONS |
| | | | | 59 | 9:01 | P | NO SIGNIFICANT CLINICAL OBSERVATIONS |
| | | | | 60 | 7:32 | P | NO SIGNIFICANT CLINICAL OBSERVATIONS |
| | | | | 60 | 9:40 | P | NO SIGNIFICANT CLINICAL OBSERVATIONS |
| | | | | 63 | 11:56 | P | NO SIGNIFICANT CLINICAL OBSERVATIONS |
| | | | | 63 | 14:13 | P | NO SIGNIFICANT CLINICAL OBSERVATIONS |
| | | | | 64 | 8:35 | P | NO SIGNIFICANT CLINICAL OBSERVATIONS |
| | | | | 64 | 10:10 | P | NO SIGNIFICANT CLINICAL OBSERVATIONS |
| | | | | 65 | 8:44 | P | NO SIGNIFICANT CLINICAL OBSERVATIONS |
| | | | | 65 | 10:50 | P | NO SIGNIFICANT CLINICAL OBSERVATIONS |
| | | | | 66 | 8:17 | P | NO SIGNIFICANT CLINICAL OBSERVATIONS |
| | | | | 66 | 9:43 | P | NO SIGNIFICANT CLINICAL OBSERVATIONS |
| | | | | 67 | 7:26 | P | NO SIGNIFICANT CLINICAL OBSERVATIONS |
| | | | | 67 | 9:05 | P | NO SIGNIFICANT CLINICAL OBSERVATIONS |
| | | | | 70 | 8:13 | P | NO SIGNIFICANT CLINICAL OBSERVATIONS |
| | | | | 70 | 10:43 | P | NO SIGNIFICANT CLINICAL OBSERVATIONS |
| | | | | 71 | 8:07 | P | NO SIGNIFICANT CLINICAL OBSERVATIONS |

GRADE CODE: 1 - SLIGHT 2 - MODERATE 3 - SEVERE P - PRESENT

STUDY DAYS: 0 THROUGH 89

| ANIMAL | SEX | GROUP | CATEGORY | STUDY DAY | TIME | GRADE | OBSERVATIONS |
|---|---|---|---|---|---|---|---|
| 10512 | F | UNTREATED | NORMAL | 71 | 9:35 | P | NO SIGNIFICANT CLINICAL OBSERVATIONS |
| | | | | 72 | 7:25 | P | NO SIGNIFICANT CLINICAL OBSERVATIONS |
| | | | | 72 | 9:00 | P | NO SIGNIFICANT CLINICAL OBSERVATIONS |
| | | | | 73 | 7:24 | P | NO SIGNIFICANT CLINICAL OBSERVATIONS |
| | | | | 73 | 9:10 | P | NO SIGNIFICANT CLINICAL OBSERVATIONS |
| | | | | 74 | 7:13 | P | NO SIGNIFICANT CLINICAL OBSERVATIONS |
| | | | | 74 | 9:07 | P | NO SIGNIFICANT CLINICAL OBSERVATIONS |
| | | | | 77 | 8:13 | P | NO SIGNIFICANT CLINICAL OBSERVATIONS |
| | | | | 77 | 11:07 | P | NO SIGNIFICANT CLINICAL OBSERVATIONS |
| | | | | 78 | 9:32 | P | NO SIGNIFICANT CLINICAL OBSERVATIONS |
| | | | | 78 | 11:24 | P | NO SIGNIFICANT CLINICAL OBSERVATIONS |
| | | | | 79 | 7:15 | P | NO SIGNIFICANT CLINICAL OBSERVATIONS |
| | | | | 79 | 8:50 | P | NO SIGNIFICANT CLINICAL OBSERVATIONS |
| | | | | 80 | 8:47 | P | NO SIGNIFICANT CLINICAL OBSERVATIONS |
| | | | | 80 | 10:31 | P | NO SIGNIFICANT CLINICAL OBSERVATIONS |
| | | | | 81 | 7:28 | P | NO SIGNIFICANT CLINICAL OBSERVATIONS |
| | | | | 81 | 9:17 | P | NO SIGNIFICANT CLINICAL OBSERVATIONS |
| | | | | 85 | 7:30 | P | NO SIGNIFICANT CLINICAL OBSERVATIONS |
| | | | | 85 | 9:35 | P | NO SIGNIFICANT CLINICAL OBSERVATIONS |
| | | | | 86 | 7:21 | P | NO SIGNIFICANT CLINICAL OBSERVATIONS |
| | | | | 86 | 9:21 | P | NO SIGNIFICANT CLINICAL OBSERVATIONS |
| | | | | 87 | 8:43 | P | NO SIGNIFICANT CLINICAL OBSERVATIONS |
| | | | | 87 | 10:31 | P | NO SIGNIFICANT CLINICAL OBSERVATIONS |
| | | | | 88 | 6:44 | P | NO SIGNIFICANT CLINICAL OBSERVATIONS |
| | | | | 88 | 9:09 | P | NO SIGNIFICANT CLINICAL OBSERVATIONS |
| | | | | 89 | 6:18 | P | NO SIGNIFICANT CLINICAL OBSERVATIONS |
| | | | | 89 | 7:44 | P | NO SIGNIFICANT CLINICAL OBSERVATIONS |
| 10514 | F | UNTREATED | NORMAL | 0 | 10:04 | P | NO SIGNIFICANT CLINICAL OBSERVATIONS |
| | | | | 0 | 12:44 | P | NO SIGNIFICANT CLINICAL OBSERVATIONS |

GRADE CODE: 1 - SLIGHT 2 - MODERATE 3 - SEVERE P - PRESENT

TABLE A3 (DOSING DAY OBSERVATIONS)
A 90-DAY DERMAL STUDY UTILIZING CLARIFIED OILS IN RATS
INDIVIDUAL CLINICAL OBSERVATIONS



STUDY DAYS: 0 THROUGH 89

| ANIMAL | SEX | GROUP | CATEGORY | STUDY DAY | TIME | GRADE | OBSERVATIONS |
|---|---|---|---|---|---|---|---|
| 10514 | F | UNTREATED | NORMAL | 1 | 7:40 | P | NO SIGNIFICANT CLINICAL OBSERVATIONS |
| | | | | 1 | 9:26 | P | NO SIGNIFICANT CLINICAL OBSERVATIONS |
| | | | | 2 | 9:11 | P | NO SIGNIFICANT CLINICAL OBSERVATIONS |
| | | | | 2 | 10:39 | P | NO SIGNIFICANT CLINICAL OBSERVATIONS |
| | | | | 3 | 9:13 | P | NO SIGNIFICANT CLINICAL OBSERVATIONS |
| | | | | 3 | 11:08 | P | NO SIGNIFICANT CLINICAL OBSERVATIONS |
| | | | | 4 | 6:54 | P | NO SIGNIFICANT CLINICAL OBSERVATIONS |
| | | | | 4 | 8:48 | P | NO SIGNIFICANT CLINICAL OBSERVATIONS |
| | | | | 7 | 9:21 | P | NO SIGNIFICANT CLINICAL OBSERVATIONS |
| | | | | 7 | 11:39 | P | NO SIGNIFICANT CLINICAL OBSERVATIONS |
| | | | | 8 | 8:33 | P | NO SIGNIFICANT CLINICAL OBSERVATIONS |
| | | | | 8 | 10:32 | P | NO SIGNIFICANT CLINICAL OBSERVATIONS |
| | | | | 9 | 9:31 | P | NO SIGNIFICANT CLINICAL OBSERVATIONS |
| | | | | 9 | 11:18 | P | NO SIGNIFICANT CLINICAL OBSERVATIONS |
| | | | | 10 | 8:39 | P | NO SIGNIFICANT CLINICAL OBSERVATIONS |
| | | | | 10 | 10:13 | P | NO SIGNIFICANT CLINICAL OBSERVATIONS |
| | | | | 11 | 6:57 | P | NO SIGNIFICANT CLINICAL OBSERVATIONS |
| | | | | 11 | 8:49 | P | NO SIGNIFICANT CLINICAL OBSERVATIONS |
| | | | | 14 | 9:21 | P | NO SIGNIFICANT CLINICAL OBSERVATIONS |
| | | | | 14 | 12:03 | P | NO SIGNIFICANT CLINICAL OBSERVATIONS |
| | | | | 15 | 9:01 | P | NO SIGNIFICANT CLINICAL OBSERVATIONS |
| | | | | 15 | 10:35 | P | NO SIGNIFICANT CLINICAL OBSERVATIONS |
| | | | | 16 | 8:31 | P | NO SIGNIFICANT CLINICAL OBSERVATIONS |
| | | | | 16 | 10:02 | P | NO SIGNIFICANT CLINICAL OBSERVATIONS |
| | | | | 17 | 8:43 | P | NO SIGNIFICANT CLINICAL OBSERVATIONS |
| | | | | 17 | 10:23 | P | NO SIGNIFICANT CLINICAL OBSERVATIONS |
| | | | | 18 | 6:45 | P | NO SIGNIFICANT CLINICAL OBSERVATIONS |
| | | | | 18 | 8:33 | P | NO SIGNIFICANT CLINICAL OBSERVATIONS |
| | | | | 21 | 9:14 | P | NO SIGNIFICANT CLINICAL OBSERVATIONS |

GRADE CODE: 1 - SLIGHT 2 - MODERATE 3 - SEVERE P - PRESENT

TABLE A3 (DOSING DAY OBSERVATIONS)
A 90-DAY DERMAL STUDY UTILIZING CLARIFIED OILS IN RATS
INDIVIDUAL CLINICAL OBSERVATIONS



STUDY DAYS: 0 THROUGH 89

| ANIMAL | SEX | GROUP | CATEGORY | STUDY DAY | TIME | GRADE | OBSERVATIONS |
|---|---|---|---|---|---|---|---|
| 10514 | F | UNTREATED | NORMAL | 21 | 11:26 | P | NO SIGNIFICANT CLINICAL OBSERVATIONS |
| | | | | 22 | 7:29 | P | NO SIGNIFICANT CLINICAL OBSERVATIONS |
| | | | | 22 | 9:31 | P | NO SIGNIFICANT CLINICAL OBSERVATIONS |
| | | | | 23 | 7:29 | P | NO SIGNIFICANT CLINICAL OBSERVATIONS |
| | | | | 23 | 9:08 | P | NO SIGNIFICANT CLINICAL OBSERVATIONS |
| | | | | 24 | 8:06 | P | NO SIGNIFICANT CLINICAL OBSERVATIONS |
| | | | | 24 | 9:24 | P | NO SIGNIFICANT CLINICAL OBSERVATIONS |
| | | | | 25 | 7:16 | P | NO SIGNIFICANT CLINICAL OBSERVATIONS |
| | | | | 25 | 9:16 | P | NO SIGNIFICANT CLINICAL OBSERVATIONS |
| | | | | 28 | 9:32 | P | NO SIGNIFICANT CLINICAL OBSERVATIONS |
| | | | | 28 | 11:37 | P | NO SIGNIFICANT CLINICAL OBSERVATIONS |
| | | | | 29 | 7:41 | P | NO SIGNIFICANT CLINICAL OBSERVATIONS |
| | | | | 29 | 9:41 | P | NO SIGNIFICANT CLINICAL OBSERVATIONS |
| | | | | 30 | 7:29 | P | NO SIGNIFICANT CLINICAL OBSERVATIONS |
| | | | | 30 | 9:21 | P | NO SIGNIFICANT CLINICAL OBSERVATIONS |
| | | | | 31 | 7:48 | P | NO SIGNIFICANT CLINICAL OBSERVATIONS |
| | | | | 31 | 9:02 | P | NO SIGNIFICANT CLINICAL OBSERVATIONS |
| | | | | 32 | 7:25 | P | NO SIGNIFICANT CLINICAL OBSERVATIONS |
| | | | | 32 | 8:57 | P | NO SIGNIFICANT CLINICAL OBSERVATIONS |
| | | | | 35 | 9:12 | P | NO SIGNIFICANT CLINICAL OBSERVATIONS |
| | | | | 35 | 10:57 | P | NO SIGNIFICANT CLINICAL OBSERVATIONS |
| | | | | 36 | 8:27 | P | NO SIGNIFICANT CLINICAL OBSERVATIONS |
| | | | | 36 | 10:14 | P | NO SIGNIFICANT CLINICAL OBSERVATIONS |
| | | | | 37 | 8:24 | P | NO SIGNIFICANT CLINICAL OBSERVATIONS |
| | | | | 37 | 10:03 | P | NO SIGNIFICANT CLINICAL OBSERVATIONS |
| | | | | 38 | 8:20 | P | NO SIGNIFICANT CLINICAL OBSERVATIONS |
| | | | | 38 | 10:06 | P | NO SIGNIFICANT CLINICAL OBSERVATIONS |
| | | | | 39 | 7:10 | P | NO SIGNIFICANT CLINICAL OBSERVATIONS |
| | | | | 39 | 9:10 | P | NO SIGNIFICANT CLINICAL OBSERVATIONS |

GRADE CODE: 1 - SLIGHT 2 - MODERATE 3 - SEVERE P - PRESENT

STUDY DAYS: 0 THROUGH 89

| ANIMAL | SEX | GROUP | CATEGORY | STUDY DAY | TIME | GRADE | OBSERVATIONS |
|---|---|---|---|---|---|---|---|
| 10514 | F | UNTREATED | NORMAL | 42 | 10:24 | P | NO SIGNIFICANT CLINICAL OBSERVATIONS |
| | | | | 43 | 8:25 | P | NO SIGNIFICANT CLINICAL OBSERVATIONS |
| | | | | 43 | 10:10 | P | NO SIGNIFICANT CLINICAL OBSERVATIONS |
| | | | | 44 | 7:57 | P | NO SIGNIFICANT CLINICAL OBSERVATIONS |
| | | | | 44 | 9:41 | P | NO SIGNIFICANT CLINICAL OBSERVATIONS |
| | | | | 45 | 8:22 | P | NO SIGNIFICANT CLINICAL OBSERVATIONS |
| | | | | 45 | 9:54 | P | NO SIGNIFICANT CLINICAL OBSERVATIONS |
| | | | | 46 | 6:50 | P | NO SIGNIFICANT CLINICAL OBSERVATIONS |
| | | | | 46 | 8:47 | P | NO SIGNIFICANT CLINICAL OBSERVATIONS |
| | | | | 49 | 9:25 | P | NO SIGNIFICANT CLINICAL OBSERVATIONS |
| | | | | 49 | 11:59 | P | NO SIGNIFICANT CLINICAL OBSERVATIONS |
| | | | | 50 | 8:29 | P | NO SIGNIFICANT CLINICAL OBSERVATIONS |
| | | | | 50 | 10:45 | P | NO SIGNIFICANT CLINICAL OBSERVATIONS |
| | | | | 51 | 7:53 | P | NO SIGNIFICANT CLINICAL OBSERVATIONS |
| | | | | 51 | 9:50 | P | NO SIGNIFICANT CLINICAL OBSERVATIONS |
| | | | | 52 | 9:09 | P | NO SIGNIFICANT CLINICAL OBSERVATIONS |
| | | | | 52 | 11:28 | P | NO SIGNIFICANT CLINICAL OBSERVATIONS |
| | | | | 53 | 6:51 | P | NO SIGNIFICANT CLINICAL OBSERVATIONS |
| | | | | 53 | 9:01 | P | NO SIGNIFICANT CLINICAL OBSERVATIONS |
| | | | | 56 | 8:54 | P | NO SIGNIFICANT CLINICAL OBSERVATIONS |
| | | | | 56 | 10:54 | P | NO SIGNIFICANT CLINICAL OBSERVATIONS |
| | | | | 57 | 8:56 | P | NO SIGNIFICANT CLINICAL OBSERVATIONS |
| | | | | 57 | 10:23 | P | NO SIGNIFICANT CLINICAL OBSERVATIONS |
| | | | | 58 | 7:33 | P | NO SIGNIFICANT CLINICAL OBSERVATIONS |
| | | | | 58 | 9:20 | P | NO SIGNIFICANT CLINICAL OBSERVATIONS |
| | | | | 59 | 7:20 | P | NO SIGNIFICANT CLINICAL OBSERVATIONS |
| | | | | 59 | 9:01 | P | NO SIGNIFICANT CLINICAL OBSERVATIONS |
| | | | | 60 | 7:33 | P | NO SIGNIFICANT CLINICAL OBSERVATIONS |
| | | | | 60 | 9:40 | P | NO SIGNIFICANT CLINICAL OBSERVATIONS |

GRADE CODE: 1 - SLIGHT 2 - MODERATE 3 - SEVERE P - PRESENT

TABLE A3 (DOSING DAY OBSERVATIONS)
A 90-DAY DERMAL STUDY UTILIZING CLARIFIED OILS IN RATS
INDIVIDUAL CLINICAL OBSERVATIONS



STUDY DAYS: 0 THROUGH 89

| ANIMAL | SEX | GROUP | CATEGORY | STUDY DAY | TIME | GRADE | OBSERVATIONS |
|---|---|---|---|---|---|---|---|
| 10514 | F | UNTREATED | NORMAL | 63 | 11:56 | P | NO SIGNIFICANT CLINICAL OBSERVATIONS |
| | | | | 63 | 14:13 | P | NO SIGNIFICANT CLINICAL OBSERVATIONS |
| | | | | 64 | 8:35 | P | NO SIGNIFICANT CLINICAL OBSERVATIONS |
| | | | | 64 | 10:10 | P | NO SIGNIFICANT CLINICAL OBSERVATIONS |
| | | | | 65 | 8:44 | P | NO SIGNIFICANT CLINICAL OBSERVATIONS |
| | | | | 65 | 10:50 | P | NO SIGNIFICANT CLINICAL OBSERVATIONS |
| | | | | 66 | 8:17 | P | NO SIGNIFICANT CLINICAL OBSERVATIONS |
| | | | | 66 | 9:44 | P | NO SIGNIFICANT CLINICAL OBSERVATIONS |
| | | | | 67 | 7:26 | P | NO SIGNIFICANT CLINICAL OBSERVATIONS |
| | | | | 67 | 9:05 | P | NO SIGNIFICANT CLINICAL OBSERVATIONS |
| | | | | 70 | 8:13 | P | NO SIGNIFICANT CLINICAL OBSERVATIONS |
| | | | | 70 | 10:43 | P | NO SIGNIFICANT CLINICAL OBSERVATIONS |
| | | | | 71 | 8:08 | P | NO SIGNIFICANT CLINICAL OBSERVATIONS |
| | | | | 71 | 9:36 | P | NO SIGNIFICANT CLINICAL OBSERVATIONS |
| | | | | 72 | 7:25 | P | NO SIGNIFICANT CLINICAL OBSERVATIONS |
| | | | | 72 | 9:00 | P | NO SIGNIFICANT CLINICAL OBSERVATIONS |
| | | | | 73 | 7:24 | P | NO SIGNIFICANT CLINICAL OBSERVATIONS |
| | | | | 73 | 9:10 | P | NO SIGNIFICANT CLINICAL OBSERVATIONS |
| | | | | 74 | 7:13 | P | NO SIGNIFICANT CLINICAL OBSERVATIONS |
| | | | | 74 | 9:07 | P | NO SIGNIFICANT CLINICAL OBSERVATIONS |
| | | | | 77 | 8:14 | P | NO SIGNIFICANT CLINICAL OBSERVATIONS |
| | | | | 77 | 11:07 | P | NO SIGNIFICANT CLINICAL OBSERVATIONS |
| | | | | 78 | 9:32 | P | NO SIGNIFICANT CLINICAL OBSERVATIONS |
| | | | | 78 | 11:24 | P | NO SIGNIFICANT CLINICAL OBSERVATIONS |
| | | | | 79 | 7:15 | P | NO SIGNIFICANT CLINICAL OBSERVATIONS |
| | | | | 79 | 8:50 | P | NO SIGNIFICANT CLINICAL OBSERVATIONS |
| | | | | 80 | 8:47 | P | NO SIGNIFICANT CLINICAL OBSERVATIONS |
| | | | | 80 | 10:31 | P | NO SIGNIFICANT CLINICAL OBSERVATIONS |
| | | | | 81 | 7:28 | P | NO SIGNIFICANT CLINICAL OBSERVATIONS |

GRADE CODE: 1 - SLIGHT 2 - MODERATE 3 - SEVERE P - PRESENT

STUDY DAYS: 0 THROUGH 89

| ANIMAL | SEX | GROUP | CATEGORY | STUDY DAY | TIME | GRADE | OBSERVATIONS |
|---|---|---|---|---|---|---|---|
| 10514 | F | UNTREATED | NORMAL | 81 | 9:17 | P | NO SIGNIFICANT CLINICAL OBSERVATIONS |
| | | | | 85 | 7:30 | P | NO SIGNIFICANT CLINICAL OBSERVATIONS |
| | | | | 85 | 9:35 | P | NO SIGNIFICANT CLINICAL OBSERVATIONS |
| | | | | 86 | 7:21 | P | NO SIGNIFICANT CLINICAL OBSERVATIONS |
| | | | | 86 | 9:21 | P | NO SIGNIFICANT CLINICAL OBSERVATIONS |
| | | | | 87 | 8:43 | P | NO SIGNIFICANT CLINICAL OBSERVATIONS |
| | | | | 87 | 10:31 | P | NO SIGNIFICANT CLINICAL OBSERVATIONS |
| | | | | 88 | 6:44 | P | NO SIGNIFICANT CLINICAL OBSERVATIONS |
| | | | | 88 | 9:10 | P | NO SIGNIFICANT CLINICAL OBSERVATIONS |
| | | | | 89 | 6:18 | P | NO SIGNIFICANT CLINICAL OBSERVATIONS |
| | | | | 89 | 7:44 | P | NO SIGNIFICANT CLINICAL OBSERVATIONS |
| 10536 | F | UNTREATED | NORMAL | 0 | 10:04 | P | NO SIGNIFICANT CLINICAL OBSERVATIONS |
| | | | | 0 | 12:45 | P | NO SIGNIFICANT CLINICAL OBSERVATIONS |
| | | | | 1 | 7:41 | P | NO SIGNIFICANT CLINICAL OBSERVATIONS |
| | | | | 1 | 9:27 | P | NO SIGNIFICANT CLINICAL OBSERVATIONS |
| | | | | 2 | 9:11 | P | NO SIGNIFICANT CLINICAL OBSERVATIONS |
| | | | | 2 | 10:39 | P | NO SIGNIFICANT CLINICAL OBSERVATIONS |
| | | | | 3 | 9:13 | P | NO SIGNIFICANT CLINICAL OBSERVATIONS |
| | | | | 3 | 11:08 | P | NO SIGNIFICANT CLINICAL OBSERVATIONS |
| | | | | 4 | 6:54 | P | NO SIGNIFICANT CLINICAL OBSERVATIONS |
| | | | | 4 | 8:48 | P | NO SIGNIFICANT CLINICAL OBSERVATIONS |
| | | | | 7 | 9:21 | P | NO SIGNIFICANT CLINICAL OBSERVATIONS |
| | | | | 7 | 11:39 | P | NO SIGNIFICANT CLINICAL OBSERVATIONS |
| | | | | 8 | 8:33 | P | NO SIGNIFICANT CLINICAL OBSERVATIONS |
| | | | | 8 | 10:32 | P | NO SIGNIFICANT CLINICAL OBSERVATIONS |
| | | | | 9 | 9:31 | P | NO SIGNIFICANT CLINICAL OBSERVATIONS |
| | | | | 9 | 11:18 | P | NO SIGNIFICANT CLINICAL OBSERVATIONS |
| | | | | 10 | 8:39 | P | NO SIGNIFICANT CLINICAL OBSERVATIONS |
| | | | | 10 | 10:13 | P | NO SIGNIFICANT CLINICAL OBSERVATIONS |

GRADE CODE: 1 - SLIGHT 2 - MODERATE 3 - SEVERE P - PRESENT

STUDY DAYS: 0 THROUGH 89

| ANIMAL | SEX | GROUP | CATEGORY | STUDY DAY | TIME | GRADE | OBSERVATIONS |
|---|---|---|---|---|---|---|---|
| 10536 | F | UNTREATED | NORMAL | 11 | 8:49 | P | NO SIGNIFICANT CLINICAL OBSERVATIONS |
| | | | | 14 | 9:21 | P | NO SIGNIFICANT CLINICAL OBSERVATIONS |
| | | | | 14 | 12:03 | P | NO SIGNIFICANT CLINICAL OBSERVATIONS |
| | | | | 15 | 9:01 | P | NO SIGNIFICANT CLINICAL OBSERVATIONS |
| | | | | 15 | 10:35 | P | NO SIGNIFICANT CLINICAL OBSERVATIONS |
| | | | | 16 | 8:31 | P | NO SIGNIFICANT CLINICAL OBSERVATIONS |
| | | | | 16 | 10:02 | P | NO SIGNIFICANT CLINICAL OBSERVATIONS |
| | | | | 17 | 8:43 | P | NO SIGNIFICANT CLINICAL OBSERVATIONS |
| | | | | 17 | 10:23 | P | NO SIGNIFICANT CLINICAL OBSERVATIONS |
| | | | | 18 | 6:46 | P | NO SIGNIFICANT CLINICAL OBSERVATIONS |
| | | | | 18 | 8:34 | P | NO SIGNIFICANT CLINICAL OBSERVATIONS |
| | | | | 21 | 9:14 | P | NO SIGNIFICANT CLINICAL OBSERVATIONS |
| | | | | 21 | 11:26 | P | NO SIGNIFICANT CLINICAL OBSERVATIONS |
| | | | | 22 | 7:29 | P | NO SIGNIFICANT CLINICAL OBSERVATIONS |
| | | | | 22 | 9:31 | P | NO SIGNIFICANT CLINICAL OBSERVATIONS |
| | | | | 23 | 7:29 | P | NO SIGNIFICANT CLINICAL OBSERVATIONS |
| | | | | 23 | 9:08 | P | NO SIGNIFICANT CLINICAL OBSERVATIONS |
| | | | | 24 | 8:06 | P | NO SIGNIFICANT CLINICAL OBSERVATIONS |
| | | | | 24 | 9:24 | P | NO SIGNIFICANT CLINICAL OBSERVATIONS |
| | | | | 25 | 7:16 | P | NO SIGNIFICANT CLINICAL OBSERVATIONS |
| | | | | 25 | 9:16 | P | NO SIGNIFICANT CLINICAL OBSERVATIONS |
| | | | | 28 | 9:32 | P | NO SIGNIFICANT CLINICAL OBSERVATIONS |
| | | | | 28 | 11:38 | P | NO SIGNIFICANT CLINICAL OBSERVATIONS |
| | | | | 29 | 7:41 | P | NO SIGNIFICANT CLINICAL OBSERVATIONS |
| | | | | 29 | 9:41 | P | NO SIGNIFICANT CLINICAL OBSERVATIONS |
| | | | | 30 | 7:29 | P | NO SIGNIFICANT CLINICAL OBSERVATIONS |
| | | | | 30 | 9:21 | P | NO SIGNIFICANT CLINICAL OBSERVATIONS |
| | | | | 31 | 7:49 | P | NO SIGNIFICANT CLINICAL OBSERVATIONS |
| | | | | 31 | 9:02 | P | NO SIGNIFICANT CLINICAL OBSERVATIONS |

GRADE CODE: 1 - SLIGHT 2 - MODERATE 3 - SEVERE P - PRESENT

STUDY DAYS: 0 THROUGH 89

| ANIMAL | SEX | GROUP | CATEGORY | STUDY DAY | TIME | GRADE | OBSERVATIONS |
|---|---|---|---|---|---|---|---|
| 10536 | F | UNTREATED | NORMAL | 32 | 7:25 | P | NO SIGNIFICANT CLINICAL OBSERVATIONS |
| | | | | 32 | 8:57 | P | NO SIGNIFICANT CLINICAL OBSERVATIONS |
| | | | | 35 | 9:13 | P | NO SIGNIFICANT CLINICAL OBSERVATIONS |
| | | | | 35 | 10:57 | P | NO SIGNIFICANT CLINICAL OBSERVATIONS |
| | | | | 36 | 8:27 | P | NO SIGNIFICANT CLINICAL OBSERVATIONS |
| | | | | 36 | 10:14 | P | NO SIGNIFICANT CLINICAL OBSERVATIONS |
| | | | | 37 | 8:24 | P | NO SIGNIFICANT CLINICAL OBSERVATIONS |
| | | | | 37 | 10:03 | P | NO SIGNIFICANT CLINICAL OBSERVATIONS |
| | | | | 38 | 8:20 | P | NO SIGNIFICANT CLINICAL OBSERVATIONS |
| | | | | 38 | 10:06 | P | NO SIGNIFICANT CLINICAL OBSERVATIONS |
| | | | | 39 | 7:10 | P | NO SIGNIFICANT CLINICAL OBSERVATIONS |
| | | | | 39 | 9:11 | P | NO SIGNIFICANT CLINICAL OBSERVATIONS |
| | | | | 42 | 10:24 | P | NO SIGNIFICANT CLINICAL OBSERVATIONS |
| | | | | 43 | 8:25 | P | NO SIGNIFICANT CLINICAL OBSERVATIONS |
| | | | | 43 | 10:10 | P | NO SIGNIFICANT CLINICAL OBSERVATIONS |
| | | | | 44 | 7:57 | P | NO SIGNIFICANT CLINICAL OBSERVATIONS |
| | | | | 44 | 9:41 | P | NO SIGNIFICANT CLINICAL OBSERVATIONS |
| | | | | 45 | 8:22 | P | NO SIGNIFICANT CLINICAL OBSERVATIONS |
| | | | | 45 | 9:54 | P | NO SIGNIFICANT CLINICAL OBSERVATIONS |
| | | | | 46 | 6:50 | P | NO SIGNIFICANT CLINICAL OBSERVATIONS |
| | | | | 46 | 8:47 | P | NO SIGNIFICANT CLINICAL OBSERVATIONS |
| | | | | 49 | 9:25 | P | NO SIGNIFICANT CLINICAL OBSERVATIONS |
| | | | | 49 | 12:00 | P | NO SIGNIFICANT CLINICAL OBSERVATIONS |
| | | | | 50 | 8:29 | P | NO SIGNIFICANT CLINICAL OBSERVATIONS |
| | | | | 50 | 10:45 | P | NO SIGNIFICANT CLINICAL OBSERVATIONS |
| | | | | 51 | 7:53 | P | NO SIGNIFICANT CLINICAL OBSERVATIONS |
| | | | | 51 | 9:50 | P | NO SIGNIFICANT CLINICAL OBSERVATIONS |
| | | | | 52 | 9:09 | P | NO SIGNIFICANT CLINICAL OBSERVATIONS |
| | | | | 52 | 11:28 | P | NO SIGNIFICANT CLINICAL OBSERVATIONS |

GRADE CODE: 1 - SLIGHT 2 - MODERATE 3 - SEVERE P - PRESENT

STUDY DAYS: 0 THROUGH 89

| ANIMAL | SEX | GROUP | CATEGORY | STUDY DAY | TIME | GRADE | OBSERVATIONS |
|---|---|---|---|---|---|---|---|
| 10536 | F | UNTREATED | NORMAL | 53 | 6:51 | P | NO SIGNIFICANT CLINICAL OBSERVATIONS |
| | | | | 53 | 9:01 | P | NO SIGNIFICANT CLINICAL OBSERVATIONS |
| | | | | 56 | 8:55 | P | NO SIGNIFICANT CLINICAL OBSERVATIONS |
| | | | | 56 | 10:54 | P | NO SIGNIFICANT CLINICAL OBSERVATIONS |
| | | | | 57 | 8:56 | P | NO SIGNIFICANT CLINICAL OBSERVATIONS |
| | | | | 57 | 10:23 | P | NO SIGNIFICANT CLINICAL OBSERVATIONS |
| | | | | 58 | 7:33 | P | NO SIGNIFICANT CLINICAL OBSERVATIONS |
| | | | | 58 | 9:20 | P | NO SIGNIFICANT CLINICAL OBSERVATIONS |
| | | | | 59 | 7:20 | P | NO SIGNIFICANT CLINICAL OBSERVATIONS |
| | | | | 59 | 9:01 | P | NO SIGNIFICANT CLINICAL OBSERVATIONS |
| | | | | 60 | 7:33 | P | NO SIGNIFICANT CLINICAL OBSERVATIONS |
| | | | | 60 | 9:41 | P | NO SIGNIFICANT CLINICAL OBSERVATIONS |
| | | | | 63 | 11:56 | P | NO SIGNIFICANT CLINICAL OBSERVATIONS |
| | | | | 63 | 14:13 | P | NO SIGNIFICANT CLINICAL OBSERVATIONS |
| | | | | 64 | 8:35 | P | NO SIGNIFICANT CLINICAL OBSERVATIONS |
| | | | | 64 | 10:10 | P | NO SIGNIFICANT CLINICAL OBSERVATIONS |
| | | | | 65 | 8:44 | P | NO SIGNIFICANT CLINICAL OBSERVATIONS |
| | | | | 65 | 10:51 | P | NO SIGNIFICANT CLINICAL OBSERVATIONS |
| | | | | 66 | 8:17 | P | NO SIGNIFICANT CLINICAL OBSERVATIONS |
| | | | | 66 | 9:44 | P | NO SIGNIFICANT CLINICAL OBSERVATIONS |
| | | | | 67 | 7:26 | P | NO SIGNIFICANT CLINICAL OBSERVATIONS |
| | | | | 67 | 9:05 | P | NO SIGNIFICANT CLINICAL OBSERVATIONS |
| | | | | 70 | 8:14 | P | NO SIGNIFICANT CLINICAL OBSERVATIONS |
| | | | | 70 | 10:43 | P | NO SIGNIFICANT CLINICAL OBSERVATIONS |
| | | | | 71 | 8:08 | P | NO SIGNIFICANT CLINICAL OBSERVATIONS |
| | | | | 71 | 9:36 | P | NO SIGNIFICANT CLINICAL OBSERVATIONS |
| | | | | 72 | 7:25 | P | NO SIGNIFICANT CLINICAL OBSERVATIONS |
| | | | | 72 | 9:00 | P | NO SIGNIFICANT CLINICAL OBSERVATIONS |
| | | | | 73 | 7:24 | P | NO SIGNIFICANT CLINICAL OBSERVATIONS |

GRADE CODE: 1 - SLIGHT 2 - MODERATE 3 - SEVERE P - PRESENT

STUDY DAYS: 0 THROUGH 89

| ANIMAL | SEX | GROUP | CATEGORY | STUDY DAY | TIME | GRADE | OBSERVATIONS |
|---|---|---|---|---|---|---|---|
| 10536 | F | UNTREATED | NORMAL | 73 | 9:10 | P | NO SIGNIFICANT CLINICAL OBSERVATIONS |
| | | | | 74 | 7:13 | P | NO SIGNIFICANT CLINICAL OBSERVATIONS |
| | | | | 74 | 9:08 | P | NO SIGNIFICANT CLINICAL OBSERVATIONS |
| | | | | 77 | 8:14 | P | NO SIGNIFICANT CLINICAL OBSERVATIONS |
| | | | | 77 | 11:07 | P | NO SIGNIFICANT CLINICAL OBSERVATIONS |
| | | | | 78 | 9:33 | P | NO SIGNIFICANT CLINICAL OBSERVATIONS |
| | | | | 78 | 11:24 | P | NO SIGNIFICANT CLINICAL OBSERVATIONS |
| | | | | 79 | 7:15 | P | NO SIGNIFICANT CLINICAL OBSERVATIONS |
| | | | | 79 | 8:50 | P | NO SIGNIFICANT CLINICAL OBSERVATIONS |
| | | | | 80 | 8:47 | P | NO SIGNIFICANT CLINICAL OBSERVATIONS |
| | | | | 80 | 10:31 | P | NO SIGNIFICANT CLINICAL OBSERVATIONS |
| | | | | 81 | 7:28 | P | NO SIGNIFICANT CLINICAL OBSERVATIONS |
| | | | | 81 | 9:18 | P | NO SIGNIFICANT CLINICAL OBSERVATIONS |
| | | | | 85 | 7:30 | P | NO SIGNIFICANT CLINICAL OBSERVATIONS |
| | | | | 85 | 9:35 | P | NO SIGNIFICANT CLINICAL OBSERVATIONS |
| | | | | 86 | 7:21 | P | NO SIGNIFICANT CLINICAL OBSERVATIONS |
| | | | | 86 | 9:21 | P | NO SIGNIFICANT CLINICAL OBSERVATIONS |
| | | | | 87 | 8:43 | P | NO SIGNIFICANT CLINICAL OBSERVATIONS |
| | | | | 87 | 10:31 | P | NO SIGNIFICANT CLINICAL OBSERVATIONS |
| | | | | 88 | 6:45 | P | NO SIGNIFICANT CLINICAL OBSERVATIONS |
| | | | | 88 | 9:10 | P | NO SIGNIFICANT CLINICAL OBSERVATIONS |
| | | | | 89 | 6:18 | P | NO SIGNIFICANT CLINICAL OBSERVATIONS |
| | | | | 89 | 7:44 | P | NO SIGNIFICANT CLINICAL OBSERVATIONS |
| 10481 | F | 0 MG/KG/DAY | NORMAL | 0 | 10:10 | P | NO SIGNIFICANT CLINICAL OBSERVATIONS |
| | | | | 0 | 12:46 | P | NO SIGNIFICANT CLINICAL OBSERVATIONS |
| | | | | 1 | 7:43 | P | NO SIGNIFICANT CLINICAL OBSERVATIONS |
| | | | | 1 | 9:28 | P | NO SIGNIFICANT CLINICAL OBSERVATIONS |
| | | | | 2 | 9:14 | P | NO SIGNIFICANT CLINICAL OBSERVATIONS |
| | | | | 2 | 10:42 | P | NO SIGNIFICANT CLINICAL OBSERVATIONS |

GRADE CODE: 1 - SLIGHT 2 - MODERATE 3 - SEVERE P - PRESENT

STUDY DAYS: 0 THROUGH 89

| ANIMAL | SEX | GROUP | CATEGORY | STUDY DAY | TIME | GRADE | OBSERVATIONS |
|---|---|---|---|---|---|---|---|
| 10481 | F | 0 MG/KG/DAY | NORMAL | 3 | 9:15 | P | NO SIGNIFICANT CLINICAL OBSERVATIONS |
| | | | | 3 | 11:10 | P | NO SIGNIFICANT CLINICAL OBSERVATIONS |
| | | | | 4 | 6:56 | P | NO SIGNIFICANT CLINICAL OBSERVATIONS |
| | | | | 4 | 8:49 | P | NO SIGNIFICANT CLINICAL OBSERVATIONS |
| | | | | 7 | 9:27 | P | NO SIGNIFICANT CLINICAL OBSERVATIONS |
| | | | | 7 | 11:41 | P | NO SIGNIFICANT CLINICAL OBSERVATIONS |
| | | | | 8 | 8:35 | P | NO SIGNIFICANT CLINICAL OBSERVATIONS |
| | | | | 8 | 10:34 | P | NO SIGNIFICANT CLINICAL OBSERVATIONS |
| | | | | 9 | 9:34 | P | NO SIGNIFICANT CLINICAL OBSERVATIONS |
| | | | | 9 | 11:20 | P | NO SIGNIFICANT CLINICAL OBSERVATIONS |
| | | | | 10 | 8:41 | P | NO SIGNIFICANT CLINICAL OBSERVATIONS |
| | | | | 10 | 10:15 | P | NO SIGNIFICANT CLINICAL OBSERVATIONS |
| | | | | 11 | 7:00 | P | NO SIGNIFICANT CLINICAL OBSERVATIONS |
| | | | | 11 | 9:16 | P | NO SIGNIFICANT CLINICAL OBSERVATIONS |
| | | | | 14 | 9:23 | P | NO SIGNIFICANT CLINICAL OBSERVATIONS |
| | | | | 14 | 12:05 | P | NO SIGNIFICANT CLINICAL OBSERVATIONS |
| | | | | 15 | 9:02 | P | NO SIGNIFICANT CLINICAL OBSERVATIONS |
| | | | | 15 | 10:37 | P | NO SIGNIFICANT CLINICAL OBSERVATIONS |
| | | | | 16 | 8:33 | P | NO SIGNIFICANT CLINICAL OBSERVATIONS |
| | | | | 16 | 10:03 | P | NO SIGNIFICANT CLINICAL OBSERVATIONS |
| | | | | 17 | 8:45 | P | NO SIGNIFICANT CLINICAL OBSERVATIONS |
| | | | | 17 | 10:25 | P | NO SIGNIFICANT CLINICAL OBSERVATIONS |
| | | | | 18 | 6:48 | P | NO SIGNIFICANT CLINICAL OBSERVATIONS |
| | | | | 18 | 8:36 | P | NO SIGNIFICANT CLINICAL OBSERVATIONS |
| | | | | 21 | 9:18 | P | NO SIGNIFICANT CLINICAL OBSERVATIONS |
| | | | | 21 | 11:29 | P | NO SIGNIFICANT CLINICAL OBSERVATIONS |
| | | | | 22 | 7:32 | P | NO SIGNIFICANT CLINICAL OBSERVATIONS |
| | | | | 22 | 9:33 | P | NO SIGNIFICANT CLINICAL OBSERVATIONS |
| | | | | 23 | 7:21 | P | NO SIGNIFICANT CLINICAL OBSERVATIONS |

GRADE CODE: 1 - SLIGHT 2 - MODERATE 3 - SEVERE P - PRESENT

STUDY DAYS: 0 THROUGH 89

| ANIMAL | SEX | GROUP | CATEGORY | STUDY DAY | TIME | GRADE | OBSERVATIONS |
|---|---|---|---|---|---|---|---|
| 10481 | F | 0 MG/KG/DAY | NORMAL | 23 | 9:11 | P | NO SIGNIFICANT CLINICAL OBSERVATIONS |
| | | | | 24 | 8:07 | P | NO SIGNIFICANT CLINICAL OBSERVATIONS |
| | | | | 24 | 9:26 | P | NO SIGNIFICANT CLINICAL OBSERVATIONS |
| | | | | 25 | 7:17 | P | NO SIGNIFICANT CLINICAL OBSERVATIONS |
| | | | | 25 | 9:18 | P | NO SIGNIFICANT CLINICAL OBSERVATIONS |
| | | | | 28 | 9:17 | P | NO SIGNIFICANT CLINICAL OBSERVATIONS |
| | | | | 28 | 11:40 | P | NO SIGNIFICANT CLINICAL OBSERVATIONS |
| | | | | 29 | 7:42 | P | NO SIGNIFICANT CLINICAL OBSERVATIONS |
| | | | | 29 | 9:42 | P | NO SIGNIFICANT CLINICAL OBSERVATIONS |
| | | | | 30 | 7:31 | P | NO SIGNIFICANT CLINICAL OBSERVATIONS |
| | | | | 30 | 9:23 | P | NO SIGNIFICANT CLINICAL OBSERVATIONS |
| | | | | 31 | 7:50 | P | NO SIGNIFICANT CLINICAL OBSERVATIONS |
| | | | | 31 | 9:03 | P | NO SIGNIFICANT CLINICAL OBSERVATIONS |
| | | | | 32 | 7:26 | P | NO SIGNIFICANT CLINICAL OBSERVATIONS |
| | | | | 32 | 8:59 | P | NO SIGNIFICANT CLINICAL OBSERVATIONS |
| | | | | 35 | 9:14 | P | NO SIGNIFICANT CLINICAL OBSERVATIONS |
| | | | | 35 | 10:59 | P | NO SIGNIFICANT CLINICAL OBSERVATIONS |
| | | | | 36 | 8:28 | P | NO SIGNIFICANT CLINICAL OBSERVATIONS |
| | | | | 36 | 10:15 | P | NO SIGNIFICANT CLINICAL OBSERVATIONS |
| | | | | 37 | 8:26 | P | NO SIGNIFICANT CLINICAL OBSERVATIONS |
| | | | | 37 | 10:05 | P | NO SIGNIFICANT CLINICAL OBSERVATIONS |
| | | | | 38 | 8:21 | P | NO SIGNIFICANT CLINICAL OBSERVATIONS |
| | | | | 38 | 10:07 | P | NO SIGNIFICANT CLINICAL OBSERVATIONS |
| | | | | 39 | 7:12 | P | NO SIGNIFICANT CLINICAL OBSERVATIONS |
| | | | | 39 | 9:12 | P | NO SIGNIFICANT CLINICAL OBSERVATIONS |
| | | | | 42 | 10:32 | P | NO SIGNIFICANT CLINICAL OBSERVATIONS |
| | | | | 43 | 8:27 | P | NO SIGNIFICANT CLINICAL OBSERVATIONS |
| | | | | 43 | 10:13 | P | NO SIGNIFICANT CLINICAL OBSERVATIONS |
| | | | | 44 | 7:59 | P | NO SIGNIFICANT CLINICAL OBSERVATIONS |

GRADE CODE: 1 - SLIGHT 2 - MODERATE 3 - SEVERE P - PRESENT

STUDY DAYS: 0 THROUGH 89

| ANIMAL | SEX | GROUP | CATEGORY | STUDY DAY | TIME | GRADE | OBSERVATIONS |
|---|---|---|---|---|---|---|---|
| 10481 | F | 0 MG/KG/DAY | NORMAL | 44 | 9:43 | P | NO SIGNIFICANT CLINICAL OBSERVATIONS |
| | | | | 45 | 8:24 | P | NO SIGNIFICANT CLINICAL OBSERVATIONS |
| | | | | 45 | 9:51 | P | NO SIGNIFICANT CLINICAL OBSERVATIONS |
| | | | | 46 | 6:52 | P | NO SIGNIFICANT CLINICAL OBSERVATIONS |
| | | | | 46 | 8:49 | P | NO SIGNIFICANT CLINICAL OBSERVATIONS |
| | | | | 49 | 9:28 | P | NO SIGNIFICANT CLINICAL OBSERVATIONS |
| | | | | 49 | 12:02 | P | NO SIGNIFICANT CLINICAL OBSERVATIONS |
| | | | | 50 | 8:31 | P | NO SIGNIFICANT CLINICAL OBSERVATIONS |
| | | | | 50 | 10:46 | P | NO SIGNIFICANT CLINICAL OBSERVATIONS |
| | | | | 51 | 7:54 | P | NO SIGNIFICANT CLINICAL OBSERVATIONS |
| | | | | 51 | 9:51 | P | NO SIGNIFICANT CLINICAL OBSERVATIONS |
| | | | | 52 | 9:11 | P | NO SIGNIFICANT CLINICAL OBSERVATIONS |
| | | | | 52 | 11:30 | P | NO SIGNIFICANT CLINICAL OBSERVATIONS |
| | | | | 53 | 6:55 | P | NO SIGNIFICANT CLINICAL OBSERVATIONS |
| | | | | 53 | 9:03 | P | NO SIGNIFICANT CLINICAL OBSERVATIONS |
| | | | | 56 | 8:57 | P | NO SIGNIFICANT CLINICAL OBSERVATIONS |
| | | | | 56 | 10:55 | P | NO SIGNIFICANT CLINICAL OBSERVATIONS |
| | | | | 57 | 9:00 | P | NO SIGNIFICANT CLINICAL OBSERVATIONS |
| | | | | 57 | 10:26 | P | NO SIGNIFICANT CLINICAL OBSERVATIONS |
| | | | | 58 | 7:35 | P | NO SIGNIFICANT CLINICAL OBSERVATIONS |
| | | | | 58 | 9:22 | P | NO SIGNIFICANT CLINICAL OBSERVATIONS |
| | | | | 59 | 7:22 | P | NO SIGNIFICANT CLINICAL OBSERVATIONS |
| | | | | 59 | 9:02 | P | NO SIGNIFICANT CLINICAL OBSERVATIONS |
| | | | | 60 | 7:35 | P | NO SIGNIFICANT CLINICAL OBSERVATIONS |
| | | | | 60 | 9:42 | P | NO SIGNIFICANT CLINICAL OBSERVATIONS |
| | | | | 63 | 11:58 | P | NO SIGNIFICANT CLINICAL OBSERVATIONS |
| | | | | 63 | 14:15 | P | NO SIGNIFICANT CLINICAL OBSERVATIONS |
| | | | | 64 | 8:37 | P | NO SIGNIFICANT CLINICAL OBSERVATIONS |
| | | | | 64 | 10:11 | P | NO SIGNIFICANT CLINICAL OBSERVATIONS |

GRADE CODE: 1 - SLIGHT 2 - MODERATE 3 - SEVERE P - PRESENT

STUDY DAYS: 0 THROUGH 89

| ANIMAL | SEX | GROUP | CATEGORY | STUDY DAY | TIME | GRADE | OBSERVATIONS |
|---|---|---|---|---|---|---|---|
| 10481 | F | 0 MG/KG/DAY | NORMAL | 65 | 8:45 | P | NO SIGNIFICANT CLINICAL OBSERVATIONS |
| | | | | 65 | 10:52 | P | NO SIGNIFICANT CLINICAL OBSERVATIONS |
| | | | | 66 | 8:19 | P | NO SIGNIFICANT CLINICAL OBSERVATIONS |
| | | | | 66 | 9:45 | P | NO SIGNIFICANT CLINICAL OBSERVATIONS |
| | | | | 67 | 7:28 | P | NO SIGNIFICANT CLINICAL OBSERVATIONS |
| | | | | 67 | 9:06 | P | NO SIGNIFICANT CLINICAL OBSERVATIONS |
| | | | | 70 | 8:14 | P | NO SIGNIFICANT CLINICAL OBSERVATIONS |
| | | | | 70 | 10:45 | P | NO SIGNIFICANT CLINICAL OBSERVATIONS |
| | | | | 71 | 8:10 | P | NO SIGNIFICANT CLINICAL OBSERVATIONS |
| | | | | 71 | 9:38 | P | NO SIGNIFICANT CLINICAL OBSERVATIONS |
| | | | | 72 | 7:26 | P | NO SIGNIFICANT CLINICAL OBSERVATIONS |
| | | | | 72 | 9:02 | P | NO SIGNIFICANT CLINICAL OBSERVATIONS |
| | | | | 73 | 7:26 | P | NO SIGNIFICANT CLINICAL OBSERVATIONS |
| | | | | 73 | 9:12 | P | NO SIGNIFICANT CLINICAL OBSERVATIONS |
| | | | | 74 | 7:14 | P | NO SIGNIFICANT CLINICAL OBSERVATIONS |
| | | | | 74 | 9:11 | P | NO SIGNIFICANT CLINICAL OBSERVATIONS |
| | | | | 77 | 8:17 | P | NO SIGNIFICANT CLINICAL OBSERVATIONS |
| | | | | 77 | 11:09 | P | NO SIGNIFICANT CLINICAL OBSERVATIONS |
| | | | | 78 | 9:35 | P | NO SIGNIFICANT CLINICAL OBSERVATIONS |
| | | | | 78 | 11:26 | P | NO SIGNIFICANT CLINICAL OBSERVATIONS |
| | | | | 79 | 7:17 | P | NO SIGNIFICANT CLINICAL OBSERVATIONS |
| | | | | 79 | 8:53 | P | NO SIGNIFICANT CLINICAL OBSERVATIONS |
| | | | | 80 | 8:50 | P | NO SIGNIFICANT CLINICAL OBSERVATIONS |
| | | | | 80 | 10:33 | P | NO SIGNIFICANT CLINICAL OBSERVATIONS |
| | | | | 81 | 7:30 | P | NO SIGNIFICANT CLINICAL OBSERVATIONS |
| | | | | 81 | 9:19 | P | NO SIGNIFICANT CLINICAL OBSERVATIONS |
| | | | | 84 | 8:59 | P | NO SIGNIFICANT CLINICAL OBSERVATIONS |
| | | | | 84 | 10:49 | P | NO SIGNIFICANT CLINICAL OBSERVATIONS |
| | | | | 85 | 7:33 | P | NO SIGNIFICANT CLINICAL OBSERVATIONS |

GRADE CODE: 1 - SLIGHT 2 - MODERATE 3 - SEVERE P - PRESENT

STUDY DAYS: 0 THROUGH 89

| ANIMAL | SEX | GROUP | CATEGORY | STUDY DAY | TIME | GRADE | OBSERVATIONS |
|---|---|---|---|---|---|---|---|
| 10481 | F | 0 MG/KG/DAY | NORMAL | 85 | 9:37 | P | NO SIGNIFICANT CLINICAL OBSERVATIONS |
| | | | | 86 | 7:23 | P | NO SIGNIFICANT CLINICAL OBSERVATIONS |
| | | | | 86 | 9:23 | P | NO SIGNIFICANT CLINICAL OBSERVATIONS |
| | | | | 87 | 8:44 | P | NO SIGNIFICANT CLINICAL OBSERVATIONS |
| | | | | 87 | 10:32 | P | NO SIGNIFICANT CLINICAL OBSERVATIONS |
| | | | | 88 | 6:46 | P | NO SIGNIFICANT CLINICAL OBSERVATIONS |
| | | | | 88 | 9:11 | P | NO SIGNIFICANT CLINICAL OBSERVATIONS |
| 10505 | F | 0 MG/KG/DAY | NORMAL | 0 | 10:10 | P | NO SIGNIFICANT CLINICAL OBSERVATIONS |
| | | | | 0 | 12:46 | P | NO SIGNIFICANT CLINICAL OBSERVATIONS |
| | | | | 1 | 7:43 | P | NO SIGNIFICANT CLINICAL OBSERVATIONS |
| | | | | 1 | 9:28 | P | NO SIGNIFICANT CLINICAL OBSERVATIONS |
| | | | | 2 | 9:14 | P | NO SIGNIFICANT CLINICAL OBSERVATIONS |
| | | | | 2 | 10:42 | P | NO SIGNIFICANT CLINICAL OBSERVATIONS |
| | | | | 3 | 9:15 | P | NO SIGNIFICANT CLINICAL OBSERVATIONS |
| | | | | 3 | 11:10 | P | NO SIGNIFICANT CLINICAL OBSERVATIONS |
| | | | | 4 | 6:56 | P | NO SIGNIFICANT CLINICAL OBSERVATIONS |
| | | | | 4 | 8:50 | P | NO SIGNIFICANT CLINICAL OBSERVATIONS |
| | | | | 7 | 9:27 | P | NO SIGNIFICANT CLINICAL OBSERVATIONS |
| | | | | 7 | 11:41 | P | NO SIGNIFICANT CLINICAL OBSERVATIONS |
| | | | | 8 | 8:35 | P | NO SIGNIFICANT CLINICAL OBSERVATIONS |
| | | | | 8 | 10:35 | P | NO SIGNIFICANT CLINICAL OBSERVATIONS |
| | | | | 9 | 9:34 | P | NO SIGNIFICANT CLINICAL OBSERVATIONS |
| | | | | 9 | 11:20 | P | NO SIGNIFICANT CLINICAL OBSERVATIONS |
| | | | | 10 | 8:41 | P | NO SIGNIFICANT CLINICAL OBSERVATIONS |
| | | | | 10 | 10:15 | P | NO SIGNIFICANT CLINICAL OBSERVATIONS |
| | | | | 11 | 7:00 | P | NO SIGNIFICANT CLINICAL OBSERVATIONS |
| | | | | 11 | 9:16 | P | NO SIGNIFICANT CLINICAL OBSERVATIONS |
| | | | | 14 | 9:23 | P | NO SIGNIFICANT CLINICAL OBSERVATIONS |
| | | | | 14 | 12:06 | P | NO SIGNIFICANT CLINICAL OBSERVATIONS |

GRADE CODE: 1 - SLIGHT 2 - MODERATE 3 - SEVERE P - PRESENT

STUDY DAYS: 0 THROUGH 89

| ANIMAL | SEX | GROUP | CATEGORY | STUDY DAY | TIME | GRADE | OBSERVATIONS |
|---|---|---|---|---|---|---|---|
| 10505 | F | 0 MG/KG/DAY | NORMAL | 15 | 9:02 | P | NO SIGNIFICANT CLINICAL OBSERVATIONS |
| | | | | 15 | 10:37 | P | NO SIGNIFICANT CLINICAL OBSERVATIONS |
| | | | | 16 | 8:33 | P | NO SIGNIFICANT CLINICAL OBSERVATIONS |
| | | | | 16 | 10:03 | P | NO SIGNIFICANT CLINICAL OBSERVATIONS |
| | | | | 17 | 8:45 | P | NO SIGNIFICANT CLINICAL OBSERVATIONS |
| | | | | 17 | 10:25 | P | NO SIGNIFICANT CLINICAL OBSERVATIONS |
| | | | | 18 | 6:48 | P | NO SIGNIFICANT CLINICAL OBSERVATIONS |
| | | | | 18 | 8:36 | P | NO SIGNIFICANT CLINICAL OBSERVATIONS |
| | | | | 21 | 9:18 | P | NO SIGNIFICANT CLINICAL OBSERVATIONS |
| | | | | 21 | 11:29 | P | NO SIGNIFICANT CLINICAL OBSERVATIONS |
| | | | | 22 | 7:32 | P | NO SIGNIFICANT CLINICAL OBSERVATIONS |
| | | | | 22 | 9:33 | P | NO SIGNIFICANT CLINICAL OBSERVATIONS |
| | | | | 23 | 7:21 | P | NO SIGNIFICANT CLINICAL OBSERVATIONS |
| | | | | 23 | 9:11 | P | NO SIGNIFICANT CLINICAL OBSERVATIONS |
| | | | | 24 | 8:07 | P | NO SIGNIFICANT CLINICAL OBSERVATIONS |
| | | | | 24 | 9:26 | P | NO SIGNIFICANT CLINICAL OBSERVATIONS |
| | | | | 25 | 7:17 | P | NO SIGNIFICANT CLINICAL OBSERVATIONS |
| | | | | 25 | 9:18 | P | NO SIGNIFICANT CLINICAL OBSERVATIONS |
| | | | | 28 | 9:17 | P | NO SIGNIFICANT CLINICAL OBSERVATIONS |
| | | | | 28 | 11:40 | P | NO SIGNIFICANT CLINICAL OBSERVATIONS |
| | | | | 29 | 7:42 | P | NO SIGNIFICANT CLINICAL OBSERVATIONS |
| | | | | 29 | 9:42 | P | NO SIGNIFICANT CLINICAL OBSERVATIONS |
| | | | | 30 | 7:31 | P | NO SIGNIFICANT CLINICAL OBSERVATIONS |
| | | | | 30 | 9:23 | P | NO SIGNIFICANT CLINICAL OBSERVATIONS |
| | | | | 31 | 7:50 | P | NO SIGNIFICANT CLINICAL OBSERVATIONS |
| | | | | 31 | 9:04 | P | NO SIGNIFICANT CLINICAL OBSERVATIONS |
| | | | | 32 | 7:26 | P | NO SIGNIFICANT CLINICAL OBSERVATIONS |
| | | | | 32 | 8:59 | P | NO SIGNIFICANT CLINICAL OBSERVATIONS |
| | | | | 35 | 9:14 | P | NO SIGNIFICANT CLINICAL OBSERVATIONS |

GRADE CODE: 1 - SLIGHT 2 - MODERATE 3 - SEVERE P - PRESENT

STUDY DAYS: 0 THROUGH 89

| ANIMAL | SEX | GROUP | CATEGORY | STUDY DAY | TIME | GRADE | OBSERVATIONS |
|---|---|---|---|---|---|---|---|
| 10505 | F | 0 MG/KG/DAY | NORMAL | 35 | 10:59 | P | NO SIGNIFICANT CLINICAL OBSERVATIONS |
| | | | | 36 | 8:29 | P | NO SIGNIFICANT CLINICAL OBSERVATIONS |
| | | | | 36 | 10:15 | P | NO SIGNIFICANT CLINICAL OBSERVATIONS |
| | | | | 37 | 8:26 | P | NO SIGNIFICANT CLINICAL OBSERVATIONS |
| | | | | 37 | 10:05 | P | NO SIGNIFICANT CLINICAL OBSERVATIONS |
| | | | | 38 | 8:22 | P | NO SIGNIFICANT CLINICAL OBSERVATIONS |
| | | | | 38 | 10:07 | P | NO SIGNIFICANT CLINICAL OBSERVATIONS |
| | | | | 39 | 7:12 | P | NO SIGNIFICANT CLINICAL OBSERVATIONS |
| | | | | 39 | 9:12 | P | NO SIGNIFICANT CLINICAL OBSERVATIONS |
| | | | | 42 | 10:32 | P | NO SIGNIFICANT CLINICAL OBSERVATIONS |
| | | | | 43 | 8:27 | P | NO SIGNIFICANT CLINICAL OBSERVATIONS |
| | | | | 43 | 10:13 | P | NO SIGNIFICANT CLINICAL OBSERVATIONS |
| | | | | 44 | 7:59 | P | NO SIGNIFICANT CLINICAL OBSERVATIONS |
| | | | | 44 | 9:43 | P | NO SIGNIFICANT CLINICAL OBSERVATIONS |
| | | | | 45 | 8:24 | P | NO SIGNIFICANT CLINICAL OBSERVATIONS |
| | | | | 45 | 9:51 | P | NO SIGNIFICANT CLINICAL OBSERVATIONS |
| | | | | 46 | 6:52 | P | NO SIGNIFICANT CLINICAL OBSERVATIONS |
| | | | | 46 | 8:49 | P | NO SIGNIFICANT CLINICAL OBSERVATIONS |
| | | | | 49 | 9:28 | P | NO SIGNIFICANT CLINICAL OBSERVATIONS |
| | | | | 49 | 12:02 | P | NO SIGNIFICANT CLINICAL OBSERVATIONS |
| | | | | 50 | 8:31 | P | NO SIGNIFICANT CLINICAL OBSERVATIONS |
| | | | | 50 | 10:46 | P | NO SIGNIFICANT CLINICAL OBSERVATIONS |
| | | | | 51 | 7:54 | P | NO SIGNIFICANT CLINICAL OBSERVATIONS |
| | | | | 51 | 9:51 | P | NO SIGNIFICANT CLINICAL OBSERVATIONS |
| | | | | 52 | 9:11 | P | NO SIGNIFICANT CLINICAL OBSERVATIONS |
| | | | | 52 | 11:30 | P | NO SIGNIFICANT CLINICAL OBSERVATIONS |
| | | | | 53 | 6:55 | P | NO SIGNIFICANT CLINICAL OBSERVATIONS |
| | | | | 53 | 9:03 | P | NO SIGNIFICANT CLINICAL OBSERVATIONS |
| | | | | 56 | 8:57 | P | NO SIGNIFICANT CLINICAL OBSERVATIONS |

GRADE CODE: 1 - SLIGHT 2 - MODERATE 3 - SEVERE P - PRESENT

STUDY DAYS: 0 THROUGH 89

| ANIMAL | SEX | GROUP | CATEGORY | STUDY DAY | TIME | GRADE | OBSERVATIONS |
|---|---|---|---|---|---|---|---|
| 10505 | F | 0 MG/KG/DAY | NORMAL | 56 | 10:55 | P | NO SIGNIFICANT CLINICAL OBSERVATIONS |
| | | | | 57 | 9:00 | P | NO SIGNIFICANT CLINICAL OBSERVATIONS |
| | | | | 57 | 10:26 | P | NO SIGNIFICANT CLINICAL OBSERVATIONS |
| | | | | 58 | 7:35 | P | NO SIGNIFICANT CLINICAL OBSERVATIONS |
| | | | | 58 | 9:22 | P | NO SIGNIFICANT CLINICAL OBSERVATIONS |
| | | | | 59 | 7:22 | P | NO SIGNIFICANT CLINICAL OBSERVATIONS |
| | | | | 59 | 9:02 | P | NO SIGNIFICANT CLINICAL OBSERVATIONS |
| | | | | 60 | 7:35 | P | NO SIGNIFICANT CLINICAL OBSERVATIONS |
| | | | | 60 | 9:42 | P | NO SIGNIFICANT CLINICAL OBSERVATIONS |
| | | | | 63 | 11:58 | P | NO SIGNIFICANT CLINICAL OBSERVATIONS |
| | | | | 63 | 14:15 | P | NO SIGNIFICANT CLINICAL OBSERVATIONS |
| | | | | 64 | 8:37 | P | NO SIGNIFICANT CLINICAL OBSERVATIONS |
| | | | | 64 | 10:11 | P | NO SIGNIFICANT CLINICAL OBSERVATIONS |
| | | | | 65 | 8:45 | P | NO SIGNIFICANT CLINICAL OBSERVATIONS |
| | | | | 65 | 10:52 | P | NO SIGNIFICANT CLINICAL OBSERVATIONS |
| | | | | 66 | 8:19 | P | NO SIGNIFICANT CLINICAL OBSERVATIONS |
| | | | | 66 | 9:45 | P | NO SIGNIFICANT CLINICAL OBSERVATIONS |
| | | | | 67 | 7:28 | P | NO SIGNIFICANT CLINICAL OBSERVATIONS |
| | | | | 67 | 9:06 | P | NO SIGNIFICANT CLINICAL OBSERVATIONS |
| | | | | 70 | 8:14 | P | NO SIGNIFICANT CLINICAL OBSERVATIONS |
| | | | | 70 | 10:45 | P | NO SIGNIFICANT CLINICAL OBSERVATIONS |
| | | | | 71 | 8:10 | P | NO SIGNIFICANT CLINICAL OBSERVATIONS |
| | | | | 71 | 9:38 | P | NO SIGNIFICANT CLINICAL OBSERVATIONS |
| | | | | 72 | 7:27 | P | NO SIGNIFICANT CLINICAL OBSERVATIONS |
| | | | | 72 | 9:02 | P | NO SIGNIFICANT CLINICAL OBSERVATIONS |
| | | | | 73 | 7:26 | P | NO SIGNIFICANT CLINICAL OBSERVATIONS |
| | | | | 73 | 9:12 | P | NO SIGNIFICANT CLINICAL OBSERVATIONS |
| | | | | 74 | 7:14 | P | NO SIGNIFICANT CLINICAL OBSERVATIONS |
| | | | | 74 | 9:12 | P | NO SIGNIFICANT CLINICAL OBSERVATIONS |

GRADE CODE: 1 - SLIGHT 2 - MODERATE 3 - SEVERE P - PRESENT

STUDY DAYS: 0 THROUGH 89

| ANIMAL | SEX | GROUP | CATEGORY | STUDY DAY | TIME | GRADE | OBSERVATIONS |
|---|---|---|---|---|---|---|---|
| 10505 | F | 0 MG/KG/DAY | NORMAL | 77 | 8:17 | P | NO SIGNIFICANT CLINICAL OBSERVATIONS |
| | | | | 77 | 11:09 | P | NO SIGNIFICANT CLINICAL OBSERVATIONS |
| | | | | 78 | 9:35 | P | NO SIGNIFICANT CLINICAL OBSERVATIONS |
| | | | | 78 | 11:26 | P | NO SIGNIFICANT CLINICAL OBSERVATIONS |
| | | | | 79 | 7:17 | P | NO SIGNIFICANT CLINICAL OBSERVATIONS |
| | | | | 79 | 8:53 | P | NO SIGNIFICANT CLINICAL OBSERVATIONS |
| | | | | 80 | 8:50 | P | NO SIGNIFICANT CLINICAL OBSERVATIONS |
| | | | | 80 | 10:33 | P | NO SIGNIFICANT CLINICAL OBSERVATIONS |
| | | | | 81 | 7:30 | P | NO SIGNIFICANT CLINICAL OBSERVATIONS |
| | | | | 81 | 9:19 | P | NO SIGNIFICANT CLINICAL OBSERVATIONS |
| | | | | 84 | 8:59 | P | NO SIGNIFICANT CLINICAL OBSERVATIONS |
| | | | | 84 | 10:50 | P | NO SIGNIFICANT CLINICAL OBSERVATIONS |
| | | | | 85 | 7:33 | P | NO SIGNIFICANT CLINICAL OBSERVATIONS |
| | | | | 85 | 9:37 | P | NO SIGNIFICANT CLINICAL OBSERVATIONS |
| | | | | 86 | 7:23 | P | NO SIGNIFICANT CLINICAL OBSERVATIONS |
| | | | | 86 | 9:23 | P | NO SIGNIFICANT CLINICAL OBSERVATIONS |
| | | | | 87 | 8:44 | P | NO SIGNIFICANT CLINICAL OBSERVATIONS |
| | | | | 87 | 10:32 | P | NO SIGNIFICANT CLINICAL OBSERVATIONS |
| | | | | 88 | 6:46 | P | NO SIGNIFICANT CLINICAL OBSERVATIONS |
| | | | | 88 | 9:11 | P | NO SIGNIFICANT CLINICAL OBSERVATIONS |
| 10489 | F | 0 MG/KG/DAY | NORMAL | 0 | 10:11 | P | NO SIGNIFICANT CLINICAL OBSERVATIONS |
| | | | | 0 | 12:46 | P | NO SIGNIFICANT CLINICAL OBSERVATIONS |
| | | | | 1 | 7:43 | P | NO SIGNIFICANT CLINICAL OBSERVATIONS |
| | | | | 1 | 9:29 | P | NO SIGNIFICANT CLINICAL OBSERVATIONS |
| | | | | 2 | 9:14 | P | NO SIGNIFICANT CLINICAL OBSERVATIONS |
| | | | | 2 | 10:42 | P | NO SIGNIFICANT CLINICAL OBSERVATIONS |
| | | | | 3 | 11:10 | P | NO SIGNIFICANT CLINICAL OBSERVATIONS |
| | | | | 4 | 6:57 | P | NO SIGNIFICANT CLINICAL OBSERVATIONS |
| | | | | 4 | 8:50 | P | NO SIGNIFICANT CLINICAL OBSERVATIONS |

GRADE CODE: 1 - SLIGHT 2 - MODERATE 3 - SEVERE P - PRESENT

STUDY DAYS: 0 THROUGH 89

| ANIMAL | SEX | GROUP | CATEGORY | STUDY DAY | TIME | GRADE | OBSERVATIONS |
|---|---|---|---|---|---|---|---|
| 10489 | F | 0 MG/KG/DAY | NORMAL | 7 | 9:28 | P | NO SIGNIFICANT CLINICAL OBSERVATIONS |
| | | | | 7 | 11:41 | P | NO SIGNIFICANT CLINICAL OBSERVATIONS |
| | | | | 8 | 8:36 | P | NO SIGNIFICANT CLINICAL OBSERVATIONS |
| | | | | 8 | 10:35 | P | NO SIGNIFICANT CLINICAL OBSERVATIONS |
| | | | | 9 | 9:34 | P | NO SIGNIFICANT CLINICAL OBSERVATIONS |
| | | | | 9 | 11:20 | P | NO SIGNIFICANT CLINICAL OBSERVATIONS |
| | | | | 10 | 8:41 | P | NO SIGNIFICANT CLINICAL OBSERVATIONS |
| | | | | 10 | 10:15 | P | NO SIGNIFICANT CLINICAL OBSERVATIONS |
| | | | | 11 | 7:00 | P | NO SIGNIFICANT CLINICAL OBSERVATIONS |
| | | | | 11 | 9:16 | P | NO SIGNIFICANT CLINICAL OBSERVATIONS |
| | | | | 14 | 9:24 | P | NO SIGNIFICANT CLINICAL OBSERVATIONS |
| | | | | 14 | 12:06 | P | NO SIGNIFICANT CLINICAL OBSERVATIONS |
| | | | | 15 | 9:02 | P | NO SIGNIFICANT CLINICAL OBSERVATIONS |
| | | | | 15 | 10:37 | P | NO SIGNIFICANT CLINICAL OBSERVATIONS |
| | | | | 16 | 8:33 | P | NO SIGNIFICANT CLINICAL OBSERVATIONS |
| | | | | 16 | 10:03 | P | NO SIGNIFICANT CLINICAL OBSERVATIONS |
| | | | | 17 | 8:45 | P | NO SIGNIFICANT CLINICAL OBSERVATIONS |
| | | | | 17 | 10:25 | P | NO SIGNIFICANT CLINICAL OBSERVATIONS |
| | | | | 18 | 6:48 | P | NO SIGNIFICANT CLINICAL OBSERVATIONS |
| | | | | 18 | 8:36 | P | NO SIGNIFICANT CLINICAL OBSERVATIONS |
| | | | | 21 | 9:18 | P | NO SIGNIFICANT CLINICAL OBSERVATIONS |
| | | | | 21 | 11:29 | P | NO SIGNIFICANT CLINICAL OBSERVATIONS |
| | | | | 22 | 7:33 | P | NO SIGNIFICANT CLINICAL OBSERVATIONS |
| | | | | 22 | 9:33 | P | NO SIGNIFICANT CLINICAL OBSERVATIONS |
| | | | | 23 | 7:21 | P | NO SIGNIFICANT CLINICAL OBSERVATIONS |
| | | | | 23 | 9:11 | P | NO SIGNIFICANT CLINICAL OBSERVATIONS |
| | | | | 24 | 8:08 | P | NO SIGNIFICANT CLINICAL OBSERVATIONS |
| | | | | 24 | 9:26 | P | NO SIGNIFICANT CLINICAL OBSERVATIONS |
| | | | | 25 | 7:18 | P | NO SIGNIFICANT CLINICAL OBSERVATIONS |

GRADE CODE: 1 - SLIGHT 2 - MODERATE 3 - SEVERE P - PRESENT

STUDY DAYS: 0 THROUGH 89

| ANIMAL | SEX | GROUP | CATEGORY | STUDY DAY | TIME | GRADE | OBSERVATIONS |
|---|---|---|---|---|---|---|---|
| 10489 | F | 0 MG/KG/DAY | NORMAL | 25 | 9:18 | P | NO SIGNIFICANT CLINICAL OBSERVATIONS |
| | | | | 28 | 9:17 | P | NO SIGNIFICANT CLINICAL OBSERVATIONS |
| | | | | 28 | 11:40 | P | NO SIGNIFICANT CLINICAL OBSERVATIONS |
| | | | | 29 | 7:43 | P | NO SIGNIFICANT CLINICAL OBSERVATIONS |
| | | | | 29 | 9:43 | P | NO SIGNIFICANT CLINICAL OBSERVATIONS |
| | | | | 30 | 7:31 | P | NO SIGNIFICANT CLINICAL OBSERVATIONS |
| | | | | 30 | 9:23 | P | NO SIGNIFICANT CLINICAL OBSERVATIONS |
| | | | | 31 | 7:50 | P | NO SIGNIFICANT CLINICAL OBSERVATIONS |
| | | | | 31 | 9:04 | P | NO SIGNIFICANT CLINICAL OBSERVATIONS |
| | | | | 32 | 7:26 | P | NO SIGNIFICANT CLINICAL OBSERVATIONS |
| | | | | 32 | 8:59 | P | NO SIGNIFICANT CLINICAL OBSERVATIONS |
| | | | | 35 | 9:14 | P | NO SIGNIFICANT CLINICAL OBSERVATIONS |
| | | | | 35 | 10:59 | P | NO SIGNIFICANT CLINICAL OBSERVATIONS |
| | | | | 36 | 8:29 | P | NO SIGNIFICANT CLINICAL OBSERVATIONS |
| | | | | 36 | 10:15 | P | NO SIGNIFICANT CLINICAL OBSERVATIONS |
| | | | | 37 | 8:26 | P | NO SIGNIFICANT CLINICAL OBSERVATIONS |
| | | | | 37 | 10:05 | P | NO SIGNIFICANT CLINICAL OBSERVATIONS |
| | | | | 38 | 8:22 | P | NO SIGNIFICANT CLINICAL OBSERVATIONS |
| | | | | 38 | 10:07 | P | NO SIGNIFICANT CLINICAL OBSERVATIONS |
| | | | | 39 | 7:12 | P | NO SIGNIFICANT CLINICAL OBSERVATIONS |
| | | | | 39 | 9:12 | P | NO SIGNIFICANT CLINICAL OBSERVATIONS |
| | | | | 42 | 10:32 | P | NO SIGNIFICANT CLINICAL OBSERVATIONS |
| | | | | 43 | 8:27 | P | NO SIGNIFICANT CLINICAL OBSERVATIONS |
| | | | | 43 | 10:13 | P | NO SIGNIFICANT CLINICAL OBSERVATIONS |
| | | | | 44 | 7:59 | P | NO SIGNIFICANT CLINICAL OBSERVATIONS |
| | | | | 44 | 9:43 | P | NO SIGNIFICANT CLINICAL OBSERVATIONS |
| | | | | 45 | 8:24 | P | NO SIGNIFICANT CLINICAL OBSERVATIONS |
| | | | | 45 | 9:51 | P | NO SIGNIFICANT CLINICAL OBSERVATIONS |
| | | | | 46 | 6:52 | P | NO SIGNIFICANT CLINICAL OBSERVATIONS |

GRADE CODE: 1 - SLIGHT 2 - MODERATE 3 - SEVERE P - PRESENT

STUDY DAYS: 0 THROUGH 89

| ANIMAL | SEX | GROUP | CATEGORY | STUDY DAY | TIME | GRADE | OBSERVATIONS |
|---|---|---|---|---|---|---|---|
| 10489 | F | 0 MG/KG/DAY | NORMAL | 46 | 8:49 | P | NO SIGNIFICANT CLINICAL OBSERVATIONS |
| | | | | 49 | 9:29 | P | NO SIGNIFICANT CLINICAL OBSERVATIONS |
| | | | | 49 | 12:02 | P | NO SIGNIFICANT CLINICAL OBSERVATIONS |
| | | | | 50 | 8:31 | P | NO SIGNIFICANT CLINICAL OBSERVATIONS |
| | | | | 50 | 10:46 | P | NO SIGNIFICANT CLINICAL OBSERVATIONS |
| | | | | 51 | 7:54 | P | NO SIGNIFICANT CLINICAL OBSERVATIONS |
| | | | | 51 | 9:51 | P | NO SIGNIFICANT CLINICAL OBSERVATIONS |
| | | | | 52 | 9:11 | P | NO SIGNIFICANT CLINICAL OBSERVATIONS |
| | | | | 52 | 11:30 | P | NO SIGNIFICANT CLINICAL OBSERVATIONS |
| | | | | 53 | 6:56 | P | NO SIGNIFICANT CLINICAL OBSERVATIONS |
| | | | | 53 | 9:03 | P | NO SIGNIFICANT CLINICAL OBSERVATIONS |
| | | | | 56 | 8:57 | P | NO SIGNIFICANT CLINICAL OBSERVATIONS |
| | | | | 56 | 10:55 | P | NO SIGNIFICANT CLINICAL OBSERVATIONS |
| | | | | 57 | 9:00 | P | NO SIGNIFICANT CLINICAL OBSERVATIONS |
| | | | | 57 | 10:26 | P | NO SIGNIFICANT CLINICAL OBSERVATIONS |
| | | | | 58 | 7:35 | P | NO SIGNIFICANT CLINICAL OBSERVATIONS |
| | | | | 58 | 9:22 | P | NO SIGNIFICANT CLINICAL OBSERVATIONS |
| | | | | 59 | 7:22 | P | NO SIGNIFICANT CLINICAL OBSERVATIONS |
| | | | | 59 | 9:02 | P | NO SIGNIFICANT CLINICAL OBSERVATIONS |
| | | | | 60 | 7:35 | P | NO SIGNIFICANT CLINICAL OBSERVATIONS |
| | | | | 60 | 9:43 | P | NO SIGNIFICANT CLINICAL OBSERVATIONS |
| | | | | 63 | 11:58 | P | NO SIGNIFICANT CLINICAL OBSERVATIONS |
| | | | | 63 | 14:15 | P | NO SIGNIFICANT CLINICAL OBSERVATIONS |
| | | | | 64 | 8:37 | P | NO SIGNIFICANT CLINICAL OBSERVATIONS |
| | | | | 64 | 10:12 | P | NO SIGNIFICANT CLINICAL OBSERVATIONS |
| | | | | 65 | 8:45 | P | NO SIGNIFICANT CLINICAL OBSERVATIONS |
| | | | | 65 | 10:52 | P | NO SIGNIFICANT CLINICAL OBSERVATIONS |
| | | | | 66 | 8:19 | P | NO SIGNIFICANT CLINICAL OBSERVATIONS |
| | | | | 66 | 9:45 | P | NO SIGNIFICANT CLINICAL OBSERVATIONS |

GRADE CODE: 1 - SLIGHT 2 - MODERATE 3 - SEVERE P - PRESENT

STUDY DAYS: 0 THROUGH 89

| ANIMAL | SEX | GROUP | CATEGORY | STUDY DAY | TIME | GRADE | OBSERVATIONS |
|---|---|---|---|---|---|---|---|
| 10489 | F | 0 MG/KG/DAY | NORMAL | 67 | 7:28 | P | NO SIGNIFICANT CLINICAL OBSERVATIONS |
| | | | | 67 | 9:06 | P | NO SIGNIFICANT CLINICAL OBSERVATIONS |
| | | | | 70 | 8:15 | P | NO SIGNIFICANT CLINICAL OBSERVATIONS |
| | | | | 70 | 10:45 | P | NO SIGNIFICANT CLINICAL OBSERVATIONS |
| | | | | 71 | 8:10 | P | NO SIGNIFICANT CLINICAL OBSERVATIONS |
| | | | | 71 | 9:38 | P | NO SIGNIFICANT CLINICAL OBSERVATIONS |
| | | | | 72 | 7:27 | P | NO SIGNIFICANT CLINICAL OBSERVATIONS |
| | | | | 72 | 9:02 | P | NO SIGNIFICANT CLINICAL OBSERVATIONS |
| | | | | 73 | 7:27 | P | NO SIGNIFICANT CLINICAL OBSERVATIONS |
| | | | | 73 | 9:12 | P | NO SIGNIFICANT CLINICAL OBSERVATIONS |
| | | | | 74 | 7:15 | P | NO SIGNIFICANT CLINICAL OBSERVATIONS |
| | | | | 74 | 9:12 | P | NO SIGNIFICANT CLINICAL OBSERVATIONS |
| | | | | 77 | 8:17 | P | NO SIGNIFICANT CLINICAL OBSERVATIONS |
| | | | | 77 | 11:09 | P | NO SIGNIFICANT CLINICAL OBSERVATIONS |
| | | | | 78 | 9:35 | P | NO SIGNIFICANT CLINICAL OBSERVATIONS |
| | | | | 78 | 11:26 | P | NO SIGNIFICANT CLINICAL OBSERVATIONS |
| | | | | 79 | 7:17 | P | NO SIGNIFICANT CLINICAL OBSERVATIONS |
| | | | | 79 | 8:53 | P | NO SIGNIFICANT CLINICAL OBSERVATIONS |
| | | | | 80 | 8:50 | P | NO SIGNIFICANT CLINICAL OBSERVATIONS |
| | | | | 80 | 10:33 | P | NO SIGNIFICANT CLINICAL OBSERVATIONS |
| | | | | 81 | 7:30 | P | NO SIGNIFICANT CLINICAL OBSERVATIONS |
| | | | | 81 | 9:19 | P | NO SIGNIFICANT CLINICAL OBSERVATIONS |
| | | | | 84 | 8:59 | P | NO SIGNIFICANT CLINICAL OBSERVATIONS |
| | | | | 84 | 10:50 | P | NO SIGNIFICANT CLINICAL OBSERVATIONS |
| | | | | 85 | 7:33 | P | NO SIGNIFICANT CLINICAL OBSERVATIONS |
| | | | | 85 | 9:37 | P | NO SIGNIFICANT CLINICAL OBSERVATIONS |
| | | | | 86 | 7:23 | P | NO SIGNIFICANT CLINICAL OBSERVATIONS |
| | | | | 86 | 9:23 | P | NO SIGNIFICANT CLINICAL OBSERVATIONS |
| | | | | 87 | 8:44 | P | NO SIGNIFICANT CLINICAL OBSERVATIONS |

GRADE CODE: 1 - SLIGHT 2 - MODERATE 3 - SEVERE P - PRESENT

STUDY DAYS: 0 THROUGH 89

| ANIMAL | SEX | GROUP | CATEGORY | STUDY DAY | TIME | GRADE | OBSERVATIONS |
|---|---|---|---|---|---|---|---|
| 10489 | F | 0 MG/KG/DAY | NORMAL | 87 | 10:32 | P | NO SIGNIFICANT CLINICAL OBSERVATIONS |
| | | | | 88 | 6:47 | P | NO SIGNIFICANT CLINICAL OBSERVATIONS |
| | | | | 88 | 9:11 | P | NO SIGNIFICANT CLINICAL OBSERVATIONS |
| 10489 | F | 0 MG/KG/DAY | EXCRETA | 3 | 9:15 | P | DEFECATION DECREASED |
| 10502 | F | 0 MG/KG/DAY | NORMAL | 0 | 10:11 | P | NO SIGNIFICANT CLINICAL OBSERVATIONS |
| | | | | 0 | 12:46 | P | NO SIGNIFICANT CLINICAL OBSERVATIONS |
| | | | | 1 | 7:43 | P | NO SIGNIFICANT CLINICAL OBSERVATIONS |
| | | | | 1 | 9:29 | P | NO SIGNIFICANT CLINICAL OBSERVATIONS |
| | | | | 2 | 9:14 | P | NO SIGNIFICANT CLINICAL OBSERVATIONS |
| | | | | 2 | 10:42 | P | NO SIGNIFICANT CLINICAL OBSERVATIONS |
| | | | | 3 | 9:15 | P | NO SIGNIFICANT CLINICAL OBSERVATIONS |
| | | | | 3 | 11:10 | P | NO SIGNIFICANT CLINICAL OBSERVATIONS |
| | | | | 4 | 6:57 | P | NO SIGNIFICANT CLINICAL OBSERVATIONS |
| | | | | 4 | 8:50 | P | NO SIGNIFICANT CLINICAL OBSERVATIONS |
| | | | | 7 | 9:28 | P | NO SIGNIFICANT CLINICAL OBSERVATIONS |
| | | | | 7 | 11:41 | P | NO SIGNIFICANT CLINICAL OBSERVATIONS |
| | | | | 8 | 8:36 | P | NO SIGNIFICANT CLINICAL OBSERVATIONS |
| | | | | 8 | 10:35 | P | NO SIGNIFICANT CLINICAL OBSERVATIONS |
| | | | | 9 | 9:34 | P | NO SIGNIFICANT CLINICAL OBSERVATIONS |
| | | | | 9 | 11:20 | P | NO SIGNIFICANT CLINICAL OBSERVATIONS |
| | | | | 10 | 8:41 | P | NO SIGNIFICANT CLINICAL OBSERVATIONS |
| | | | | 10 | 10:15 | P | NO SIGNIFICANT CLINICAL OBSERVATIONS |
| | | | | 11 | 7:00 | P | NO SIGNIFICANT CLINICAL OBSERVATIONS |
| | | | | 11 | 9:16 | P | NO SIGNIFICANT CLINICAL OBSERVATIONS |
| | | | | 14 | 9:42 | P | NO SIGNIFICANT CLINICAL OBSERVATIONS |
| | | | | 14 | 12:06 | P | NO SIGNIFICANT CLINICAL OBSERVATIONS |
| | | | | 15 | 9:02 | P | NO SIGNIFICANT CLINICAL OBSERVATIONS |
| | | | | 15 | 10:37 | P | NO SIGNIFICANT CLINICAL OBSERVATIONS |
| | | | | 16 | 8:34 | P | NO SIGNIFICANT CLINICAL OBSERVATIONS |

GRADE CODE: 1 - SLIGHT 2 - MODERATE 3 - SEVERE P - PRESENT

STUDY DAYS: 0 THROUGH 89

| ANIMAL | SEX | GROUP | CATEGORY | STUDY DAY | TIME | GRADE | OBSERVATIONS |
|---|---|---|---|---|---|---|---|
| 10502 | F | 0 MG/KG/DAY | NORMAL | 16 | 10:03 | P | NO SIGNIFICANT CLINICAL OBSERVATIONS |
| | | | | 17 | 8:45 | P | NO SIGNIFICANT CLINICAL OBSERVATIONS |
| | | | | 17 | 10:25 | P | NO SIGNIFICANT CLINICAL OBSERVATIONS |
| | | | | 18 | 6:48 | P | NO SIGNIFICANT CLINICAL OBSERVATIONS |
| | | | | 18 | 8:36 | P | NO SIGNIFICANT CLINICAL OBSERVATIONS |
| | | | | 21 | 9:19 | P | NO SIGNIFICANT CLINICAL OBSERVATIONS |
| | | | | 21 | 11:29 | P | NO SIGNIFICANT CLINICAL OBSERVATIONS |
| | | | | 22 | 7:33 | P | NO SIGNIFICANT CLINICAL OBSERVATIONS |
| | | | | 22 | 9:34 | P | NO SIGNIFICANT CLINICAL OBSERVATIONS |
| | | | | 23 | 7:22 | P | NO SIGNIFICANT CLINICAL OBSERVATIONS |
| | | | | 23 | 9:11 | P | NO SIGNIFICANT CLINICAL OBSERVATIONS |
| | | | | 24 | 8:08 | P | NO SIGNIFICANT CLINICAL OBSERVATIONS |
| | | | | 24 | 9:26 | P | NO SIGNIFICANT CLINICAL OBSERVATIONS |
| | | | | 25 | 7:18 | P | NO SIGNIFICANT CLINICAL OBSERVATIONS |
| | | | | 25 | 9:18 | P | NO SIGNIFICANT CLINICAL OBSERVATIONS |
| | | | | 28 | 9:17 | P | NO SIGNIFICANT CLINICAL OBSERVATIONS |
| | | | | 28 | 11:40 | P | NO SIGNIFICANT CLINICAL OBSERVATIONS |
| | | | | 29 | 7:43 | P | NO SIGNIFICANT CLINICAL OBSERVATIONS |
| | | | | 29 | 9:43 | P | NO SIGNIFICANT CLINICAL OBSERVATIONS |
| | | | | 30 | 7:32 | P | NO SIGNIFICANT CLINICAL OBSERVATIONS |
| | | | | 30 | 9:23 | P | NO SIGNIFICANT CLINICAL OBSERVATIONS |
| | | | | 31 | 7:50 | P | NO SIGNIFICANT CLINICAL OBSERVATIONS |
| | | | | 31 | 9:04 | P | NO SIGNIFICANT CLINICAL OBSERVATIONS |
| | | | | 32 | 7:27 | P | NO SIGNIFICANT CLINICAL OBSERVATIONS |
| | | | | 32 | 8:59 | P | NO SIGNIFICANT CLINICAL OBSERVATIONS |
| | | | | 35 | 9:14 | P | NO SIGNIFICANT CLINICAL OBSERVATIONS |
| | | | | 35 | 10:59 | P | NO SIGNIFICANT CLINICAL OBSERVATIONS |
| | | | | 36 | 8:29 | P | NO SIGNIFICANT CLINICAL OBSERVATIONS |
| | | | | 36 | 10:15 | P | NO SIGNIFICANT CLINICAL OBSERVATIONS |

GRADE CODE: 1 - SLIGHT 2 - MODERATE 3 - SEVERE P - PRESENT

STUDY DAYS: 0 THROUGH 89

| ANIMAL | SEX | GROUP | CATEGORY | STUDY DAY | TIME | GRADE | OBSERVATIONS |
|---|---|---|---|---|---|---|---|
| 10502 | F | 0 MG/KG/DAY | NORMAL | 37 | 8:26 | P | NO SIGNIFICANT CLINICAL OBSERVATIONS |
| | | | | 37 | 10:05 | P | NO SIGNIFICANT CLINICAL OBSERVATIONS |
| | | | | 38 | 8:22 | P | NO SIGNIFICANT CLINICAL OBSERVATIONS |
| | | | | 38 | 10:07 | P | NO SIGNIFICANT CLINICAL OBSERVATIONS |
| | | | | 39 | 7:12 | P | NO SIGNIFICANT CLINICAL OBSERVATIONS |
| | | | | 39 | 9:12 | P | NO SIGNIFICANT CLINICAL OBSERVATIONS |
| | | | | 42 | 10:49 | P | NO SIGNIFICANT CLINICAL OBSERVATIONS |
| | | | | 43 | 8:27 | P | NO SIGNIFICANT CLINICAL OBSERVATIONS |
| | | | | 43 | 10:13 | P | NO SIGNIFICANT CLINICAL OBSERVATIONS |
| | | | | 44 | 7:59 | P | NO SIGNIFICANT CLINICAL OBSERVATIONS |
| | | | | 44 | 9:43 | P | NO SIGNIFICANT CLINICAL OBSERVATIONS |
| | | | | 45 | 8:24 | P | NO SIGNIFICANT CLINICAL OBSERVATIONS |
| | | | | 45 | 9:51 | P | NO SIGNIFICANT CLINICAL OBSERVATIONS |
| | | | | 46 | 6:52 | P | NO SIGNIFICANT CLINICAL OBSERVATIONS |
| | | | | 46 | 8:49 | P | NO SIGNIFICANT CLINICAL OBSERVATIONS |
| | | | | 49 | 9:29 | P | NO SIGNIFICANT CLINICAL OBSERVATIONS |
| | | | | 49 | 12:02 | P | NO SIGNIFICANT CLINICAL OBSERVATIONS |
| | | | | 50 | 8:31 | P | NO SIGNIFICANT CLINICAL OBSERVATIONS |
| | | | | 50 | 10:46 | P | NO SIGNIFICANT CLINICAL OBSERVATIONS |
| | | | | 51 | 7:54 | P | NO SIGNIFICANT CLINICAL OBSERVATIONS |
| | | | | 51 | 9:51 | P | NO SIGNIFICANT CLINICAL OBSERVATIONS |
| | | | | 52 | 9:11 | P | NO SIGNIFICANT CLINICAL OBSERVATIONS |
| | | | | 52 | 11:30 | P | NO SIGNIFICANT CLINICAL OBSERVATIONS |
| | | | | 53 | 6:56 | P | NO SIGNIFICANT CLINICAL OBSERVATIONS |
| | | | | 53 | 9:03 | P | NO SIGNIFICANT CLINICAL OBSERVATIONS |
| | | | | 56 | 8:58 | P | NO SIGNIFICANT CLINICAL OBSERVATIONS |
| | | | | 56 | 10:56 | P | NO SIGNIFICANT CLINICAL OBSERVATIONS |
| | | | | 57 | 9:00 | P | NO SIGNIFICANT CLINICAL OBSERVATIONS |
| | | | | 57 | 10:26 | P | NO SIGNIFICANT CLINICAL OBSERVATIONS |

GRADE CODE: 1 - SLIGHT 2 - MODERATE 3 - SEVERE P - PRESENT

STUDY DAYS: 0 THROUGH 89

| ANIMAL | SEX | GROUP | CATEGORY | STUDY DAY | TIME | GRADE | OBSERVATIONS |
|---|---|---|---|---|---|---|---|
| 10502 | F | 0 MG/KG/DAY | NORMAL | 58 | 7:36 | P | NO SIGNIFICANT CLINICAL OBSERVATIONS |
| | | | | 58 | 9:22 | P | NO SIGNIFICANT CLINICAL OBSERVATIONS |
| | | | | 59 | 7:22 | P | NO SIGNIFICANT CLINICAL OBSERVATIONS |
| | | | | 59 | 9:02 | P | NO SIGNIFICANT CLINICAL OBSERVATIONS |
| | | | | 60 | 7:36 | P | NO SIGNIFICANT CLINICAL OBSERVATIONS |
| | | | | 60 | 9:43 | P | NO SIGNIFICANT CLINICAL OBSERVATIONS |
| | | | | 63 | 11:59 | P | NO SIGNIFICANT CLINICAL OBSERVATIONS |
| | | | | 63 | 14:15 | P | NO SIGNIFICANT CLINICAL OBSERVATIONS |
| | | | | 64 | 8:37 | P | NO SIGNIFICANT CLINICAL OBSERVATIONS |
| | | | | 64 | 10:12 | P | NO SIGNIFICANT CLINICAL OBSERVATIONS |
| | | | | 65 | 8:46 | P | NO SIGNIFICANT CLINICAL OBSERVATIONS |
| | | | | 65 | 10:52 | P | NO SIGNIFICANT CLINICAL OBSERVATIONS |
| | | | | 66 | 8:19 | P | NO SIGNIFICANT CLINICAL OBSERVATIONS |
| | | | | 66 | 9:45 | P | NO SIGNIFICANT CLINICAL OBSERVATIONS |
| | | | | 67 | 7:28 | P | NO SIGNIFICANT CLINICAL OBSERVATIONS |
| | | | | 67 | 9:07 | P | NO SIGNIFICANT CLINICAL OBSERVATIONS |
| | | | | 70 | 8:15 | P | NO SIGNIFICANT CLINICAL OBSERVATIONS |
| | | | | 70 | 10:45 | P | NO SIGNIFICANT CLINICAL OBSERVATIONS |
| | | | | 71 | 8:10 | P | NO SIGNIFICANT CLINICAL OBSERVATIONS |
| | | | | 71 | 9:38 | P | NO SIGNIFICANT CLINICAL OBSERVATIONS |
| | | | | 72 | 7:27 | P | NO SIGNIFICANT CLINICAL OBSERVATIONS |
| | | | | 72 | 9:02 | P | NO SIGNIFICANT CLINICAL OBSERVATIONS |
| | | | | 73 | 7:27 | P | NO SIGNIFICANT CLINICAL OBSERVATIONS |
| | | | | 73 | 9:12 | P | NO SIGNIFICANT CLINICAL OBSERVATIONS |
| | | | | 74 | 7:15 | P | NO SIGNIFICANT CLINICAL OBSERVATIONS |
| | | | | 74 | 9:12 | P | NO SIGNIFICANT CLINICAL OBSERVATIONS |
| | | | | 77 | 8:17 | P | NO SIGNIFICANT CLINICAL OBSERVATIONS |
| | | | | 77 | 11:09 | P | NO SIGNIFICANT CLINICAL OBSERVATIONS |
| | | | | 78 | 9:35 | P | NO SIGNIFICANT CLINICAL OBSERVATIONS |

GRADE CODE: 1 - SLIGHT 2 - MODERATE 3 - SEVERE P - PRESENT

TABLE A3 (DOSING DAY OBSERVATIONS)
A 90-DAY DERMAL STUDY UTILIZING CLARIFIED OILS IN RATS
INDIVIDUAL CLINICAL OBSERVATIONS



STUDY DAYS: 0 THROUGH 89

| ANIMAL | SEX | GROUP | CATEGORY | STUDY DAY | TIME | GRADE | OBSERVATIONS |
|---|---|---|---|---|---|---|---|
| 10502 | F | 0 MG/KG/DAY | NORMAL | 78 | 11:26 | P | NO SIGNIFICANT CLINICAL OBSERVATIONS |
| | | | | 79 | 7:17 | P | NO SIGNIFICANT CLINICAL OBSERVATIONS |
| | | | | 79 | 8:53 | P | NO SIGNIFICANT CLINICAL OBSERVATIONS |
| | | | | 80 | 8:50 | P | NO SIGNIFICANT CLINICAL OBSERVATIONS |
| | | | | 80 | 10:33 | P | NO SIGNIFICANT CLINICAL OBSERVATIONS |
| | | | | 81 | 7:30 | P | NO SIGNIFICANT CLINICAL OBSERVATIONS |
| | | | | 81 | 9:20 | P | NO SIGNIFICANT CLINICAL OBSERVATIONS |
| | | | | 84 | 8:59 | P | NO SIGNIFICANT CLINICAL OBSERVATIONS |
| | | | | 84 | 10:50 | P | NO SIGNIFICANT CLINICAL OBSERVATIONS |
| | | | | 85 | 7:33 | P | NO SIGNIFICANT CLINICAL OBSERVATIONS |
| | | | | 85 | 9:37 | P | NO SIGNIFICANT CLINICAL OBSERVATIONS |
| | | | | 86 | 7:24 | P | NO SIGNIFICANT CLINICAL OBSERVATIONS |
| | | | | 86 | 9:23 | P | NO SIGNIFICANT CLINICAL OBSERVATIONS |
| | | | | 87 | 8:44 | P | NO SIGNIFICANT CLINICAL OBSERVATIONS |
| | | | | 87 | 10:33 | P | NO SIGNIFICANT CLINICAL OBSERVATIONS |
| | | | | 88 | 6:47 | P | NO SIGNIFICANT CLINICAL OBSERVATIONS |
| | | | | 88 | 9:11 | P | NO SIGNIFICANT CLINICAL OBSERVATIONS |
| 10519 | F | 0 MG/KG/DAY | NORMAL | 0 | 10:12 | P | NO SIGNIFICANT CLINICAL OBSERVATIONS |
| | | | | 0 | 12:47 | P | NO SIGNIFICANT CLINICAL OBSERVATIONS |
| | | | | 1 | 7:43 | P | NO SIGNIFICANT CLINICAL OBSERVATIONS |
| | | | | 1 | 9:29 | P | NO SIGNIFICANT CLINICAL OBSERVATIONS |
| | | | | 2 | 9:14 | P | NO SIGNIFICANT CLINICAL OBSERVATIONS |
| | | | | 2 | 10:42 | P | NO SIGNIFICANT CLINICAL OBSERVATIONS |
| | | | | 3 | 9:16 | P | NO SIGNIFICANT CLINICAL OBSERVATIONS |
| | | | | 3 | 11:10 | P | NO SIGNIFICANT CLINICAL OBSERVATIONS |
| | | | | 4 | 6:57 | P | NO SIGNIFICANT CLINICAL OBSERVATIONS |
| | | | | 4 | 8:50 | P | NO SIGNIFICANT CLINICAL OBSERVATIONS |
| | | | | 7 | 9:29 | P | NO SIGNIFICANT CLINICAL OBSERVATIONS |
| | | | | 7 | 11:42 | P | NO SIGNIFICANT CLINICAL OBSERVATIONS |

GRADE CODE: 1 - SLIGHT 2 - MODERATE 3 - SEVERE P - PRESENT

TABLE A3 (DOSING DAY OBSERVATIONS)
A 90-DAY DERMAL STUDY UTILIZING CLARIFIED OILS IN RATS
INDIVIDUAL CLINICAL OBSERVATIONS



STUDY DAYS: 0 THROUGH 89

| ANIMAL | SEX | GROUP | CATEGORY | STUDY DAY | TIME | GRADE | OBSERVATIONS |
|---|---|---|---|---|---|---|---|
| 10519 | F | 0 MG/KG/DAY | NORMAL | 8 | 8:36 | P | NO SIGNIFICANT CLINICAL OBSERVATIONS |
| | | | | 8 | 10:35 | P | NO SIGNIFICANT CLINICAL OBSERVATIONS |
| | | | | 9 | 9:34 | P | NO SIGNIFICANT CLINICAL OBSERVATIONS |
| | | | | 9 | 11:20 | P | NO SIGNIFICANT CLINICAL OBSERVATIONS |
| | | | | 10 | 8:42 | P | NO SIGNIFICANT CLINICAL OBSERVATIONS |
| | | | | 10 | 10:15 | P | NO SIGNIFICANT CLINICAL OBSERVATIONS |
| | | | | 11 | 7:00 | P | NO SIGNIFICANT CLINICAL OBSERVATIONS |
| | | | | 11 | 9:17 | P | NO SIGNIFICANT CLINICAL OBSERVATIONS |
| | | | | 14 | 9:24 | P | NO SIGNIFICANT CLINICAL OBSERVATIONS |
| | | | | 14 | 12:06 | P | NO SIGNIFICANT CLINICAL OBSERVATIONS |
| | | | | 15 | 9:03 | P | NO SIGNIFICANT CLINICAL OBSERVATIONS |
| | | | | 15 | 10:38 | P | NO SIGNIFICANT CLINICAL OBSERVATIONS |
| | | | | 16 | 8:34 | P | NO SIGNIFICANT CLINICAL OBSERVATIONS |
| | | | | 16 | 10:03 | P | NO SIGNIFICANT CLINICAL OBSERVATIONS |
| | | | | 17 | 8:45 | P | NO SIGNIFICANT CLINICAL OBSERVATIONS |
| | | | | 17 | 10:25 | P | NO SIGNIFICANT CLINICAL OBSERVATIONS |
| | | | | 18 | 6:48 | P | NO SIGNIFICANT CLINICAL OBSERVATIONS |
| | | | | 18 | 8:36 | P | NO SIGNIFICANT CLINICAL OBSERVATIONS |
| | | | | 21 | 9:19 | P | NO SIGNIFICANT CLINICAL OBSERVATIONS |
| | | | | 21 | 11:30 | P | NO SIGNIFICANT CLINICAL OBSERVATIONS |
| | | | | 22 | 7:33 | P | NO SIGNIFICANT CLINICAL OBSERVATIONS |
| | | | | 22 | 9:34 | P | NO SIGNIFICANT CLINICAL OBSERVATIONS |
| | | | | 23 | 7:22 | P | NO SIGNIFICANT CLINICAL OBSERVATIONS |
| | | | | 23 | 9:12 | P | NO SIGNIFICANT CLINICAL OBSERVATIONS |
| | | | | 24 | 8:08 | P | NO SIGNIFICANT CLINICAL OBSERVATIONS |
| | | | | 24 | 9:26 | P | NO SIGNIFICANT CLINICAL OBSERVATIONS |
| | | | | 25 | 7:18 | P | NO SIGNIFICANT CLINICAL OBSERVATIONS |
| | | | | 25 | 9:18 | P | NO SIGNIFICANT CLINICAL OBSERVATIONS |
| | | | | 28 | 9:17 | P | NO SIGNIFICANT CLINICAL OBSERVATIONS |

GRADE CODE: 1 - SLIGHT 2 - MODERATE 3 - SEVERE P - PRESENT

STUDY DAYS: 0 THROUGH 89

| ANIMAL | SEX | GROUP | CATEGORY | STUDY DAY | TIME | GRADE | OBSERVATIONS |
|---|---|---|---|---|---|---|---|
| 10519 | F | 0 MG/KG/DAY | NORMAL | 28 | 11:40 | P | NO SIGNIFICANT CLINICAL OBSERVATIONS |
| | | | | 29 | 7:43 | P | NO SIGNIFICANT CLINICAL OBSERVATIONS |
| | | | | 29 | 9:43 | P | NO SIGNIFICANT CLINICAL OBSERVATIONS |
| | | | | 30 | 7:32 | P | NO SIGNIFICANT CLINICAL OBSERVATIONS |
| | | | | 30 | 9:23 | P | NO SIGNIFICANT CLINICAL OBSERVATIONS |
| | | | | 31 | 7:50 | P | NO SIGNIFICANT CLINICAL OBSERVATIONS |
| | | | | 31 | 9:04 | P | NO SIGNIFICANT CLINICAL OBSERVATIONS |
| | | | | 32 | 7:27 | P | NO SIGNIFICANT CLINICAL OBSERVATIONS |
| | | | | 32 | 9:00 | P | NO SIGNIFICANT CLINICAL OBSERVATIONS |
| | | | | 35 | 9:14 | P | NO SIGNIFICANT CLINICAL OBSERVATIONS |
| | | | | 35 | 10:59 | P | NO SIGNIFICANT CLINICAL OBSERVATIONS |
| | | | | 36 | 8:29 | P | NO SIGNIFICANT CLINICAL OBSERVATIONS |
| | | | | 36 | 10:15 | P | NO SIGNIFICANT CLINICAL OBSERVATIONS |
| | | | | 37 | 8:26 | P | NO SIGNIFICANT CLINICAL OBSERVATIONS |
| | | | | 37 | 10:05 | P | NO SIGNIFICANT CLINICAL OBSERVATIONS |
| | | | | 38 | 8:22 | P | NO SIGNIFICANT CLINICAL OBSERVATIONS |
| | | | | 38 | 10:07 | P | NO SIGNIFICANT CLINICAL OBSERVATIONS |
| | | | | 39 | 7:12 | P | NO SIGNIFICANT CLINICAL OBSERVATIONS |
| | | | | 39 | 9:12 | P | NO SIGNIFICANT CLINICAL OBSERVATIONS |
| | | | | 42 | 10:49 | P | NO SIGNIFICANT CLINICAL OBSERVATIONS |
| | | | | 43 | 8:27 | P | NO SIGNIFICANT CLINICAL OBSERVATIONS |
| | | | | 43 | 10:13 | P | NO SIGNIFICANT CLINICAL OBSERVATIONS |
| | | | | 44 | 7:59 | P | NO SIGNIFICANT CLINICAL OBSERVATIONS |
| | | | | 44 | 9:44 | P | NO SIGNIFICANT CLINICAL OBSERVATIONS |
| | | | | 45 | 8:24 | P | NO SIGNIFICANT CLINICAL OBSERVATIONS |
| | | | | 45 | 9:52 | P | NO SIGNIFICANT CLINICAL OBSERVATIONS |
| | | | | 46 | 6:53 | P | NO SIGNIFICANT CLINICAL OBSERVATIONS |
| | | | | 46 | 8:49 | P | NO SIGNIFICANT CLINICAL OBSERVATIONS |
| | | | | 49 | 9:29 | P | NO SIGNIFICANT CLINICAL OBSERVATIONS |

GRADE CODE: 1 - SLIGHT 2 - MODERATE 3 - SEVERE P - PRESENT

STUDY DAYS: 0 THROUGH 89

| ANIMAL | SEX | GROUP | CATEGORY | STUDY DAY | TIME | GRADE | OBSERVATIONS |
|---|---|---|---|---|---|---|---|
| 10519 | F | 0 MG/KG/DAY | NORMAL | 49 | 12:02 | P | NO SIGNIFICANT CLINICAL OBSERVATIONS |
| | | | | 50 | 8:32 | P | NO SIGNIFICANT CLINICAL OBSERVATIONS |
| | | | | 50 | 10:46 | P | NO SIGNIFICANT CLINICAL OBSERVATIONS |
| | | | | 51 | 7:55 | P | NO SIGNIFICANT CLINICAL OBSERVATIONS |
| | | | | 51 | 9:52 | P | NO SIGNIFICANT CLINICAL OBSERVATIONS |
| | | | | 52 | 9:11 | P | NO SIGNIFICANT CLINICAL OBSERVATIONS |
| | | | | 52 | 11:30 | P | NO SIGNIFICANT CLINICAL OBSERVATIONS |
| | | | | 53 | 6:56 | P | NO SIGNIFICANT CLINICAL OBSERVATIONS |
| | | | | 53 | 9:03 | P | NO SIGNIFICANT CLINICAL OBSERVATIONS |
| | | | | 56 | 8:58 | P | NO SIGNIFICANT CLINICAL OBSERVATIONS |
| | | | | 56 | 10:56 | P | NO SIGNIFICANT CLINICAL OBSERVATIONS |
| | | | | 57 | 9:00 | P | NO SIGNIFICANT CLINICAL OBSERVATIONS |
| | | | | 57 | 10:26 | P | NO SIGNIFICANT CLINICAL OBSERVATIONS |
| | | | | 58 | 7:36 | P | NO SIGNIFICANT CLINICAL OBSERVATIONS |
| | | | | 58 | 9:22 | P | NO SIGNIFICANT CLINICAL OBSERVATIONS |
| | | | | 59 | 7:22 | P | NO SIGNIFICANT CLINICAL OBSERVATIONS |
| | | | | 59 | 9:02 | P | NO SIGNIFICANT CLINICAL OBSERVATIONS |
| | | | | 60 | 7:36 | P | NO SIGNIFICANT CLINICAL OBSERVATIONS |
| | | | | 60 | 9:43 | P | NO SIGNIFICANT CLINICAL OBSERVATIONS |
| | | | | 63 | 11:59 | P | NO SIGNIFICANT CLINICAL OBSERVATIONS |
| | | | | 63 | 14:15 | P | NO SIGNIFICANT CLINICAL OBSERVATIONS |
| | | | | 64 | 8:37 | P | NO SIGNIFICANT CLINICAL OBSERVATIONS |
| | | | | 64 | 10:12 | P | NO SIGNIFICANT CLINICAL OBSERVATIONS |
| | | | | 65 | 8:46 | P | NO SIGNIFICANT CLINICAL OBSERVATIONS |
| | | | | 65 | 10:52 | P | NO SIGNIFICANT CLINICAL OBSERVATIONS |
| | | | | 66 | 8:19 | P | NO SIGNIFICANT CLINICAL OBSERVATIONS |
| | | | | 66 | 9:45 | P | NO SIGNIFICANT CLINICAL OBSERVATIONS |
| | | | | 67 | 7:28 | P | NO SIGNIFICANT CLINICAL OBSERVATIONS |
| | | | | 67 | 9:07 | P | NO SIGNIFICANT CLINICAL OBSERVATIONS |

GRADE CODE: 1 - SLIGHT 2 - MODERATE 3 - SEVERE P - PRESENT

STUDY DAYS: 0 THROUGH 89

| ANIMAL | SEX | GROUP | CATEGORY | STUDY DAY | TIME | GRADE | OBSERVATIONS |
|---|---|---|---|---|---|---|---|
| 10519 | F | 0 MG/KG/DAY | NORMAL | 70 | 8:15 | P | NO SIGNIFICANT CLINICAL OBSERVATIONS |
| | | | | 70 | 10:45 | P | NO SIGNIFICANT CLINICAL OBSERVATIONS |
| | | | | 71 | 8:10 | P | NO SIGNIFICANT CLINICAL OBSERVATIONS |
| | | | | 71 | 9:39 | P | NO SIGNIFICANT CLINICAL OBSERVATIONS |
| | | | | 72 | 7:27 | P | NO SIGNIFICANT CLINICAL OBSERVATIONS |
| | | | | 72 | 9:02 | P | NO SIGNIFICANT CLINICAL OBSERVATIONS |
| | | | | 73 | 7:27 | P | NO SIGNIFICANT CLINICAL OBSERVATIONS |
| | | | | 73 | 9:12 | P | NO SIGNIFICANT CLINICAL OBSERVATIONS |
| | | | | 74 | 7:15 | P | NO SIGNIFICANT CLINICAL OBSERVATIONS |
| | | | | 74 | 9:13 | P | NO SIGNIFICANT CLINICAL OBSERVATIONS |
| | | | | 77 | 8:18 | P | NO SIGNIFICANT CLINICAL OBSERVATIONS |
| | | | | 77 | 11:09 | P | NO SIGNIFICANT CLINICAL OBSERVATIONS |
| | | | | 78 | 9:35 | P | NO SIGNIFICANT CLINICAL OBSERVATIONS |
| | | | | 78 | 11:26 | P | NO SIGNIFICANT CLINICAL OBSERVATIONS |
| | | | | 79 | 7:18 | P | NO SIGNIFICANT CLINICAL OBSERVATIONS |
| | | | | 79 | 8:53 | P | NO SIGNIFICANT CLINICAL OBSERVATIONS |
| | | | | 80 | 8:50 | P | NO SIGNIFICANT CLINICAL OBSERVATIONS |
| | | | | 80 | 10:33 | P | NO SIGNIFICANT CLINICAL OBSERVATIONS |
| | | | | 81 | 7:30 | P | NO SIGNIFICANT CLINICAL OBSERVATIONS |
| | | | | 81 | 9:20 | P | NO SIGNIFICANT CLINICAL OBSERVATIONS |
| | | | | 84 | 9:00 | P | NO SIGNIFICANT CLINICAL OBSERVATIONS |
| | | | | 84 | 10:50 | P | NO SIGNIFICANT CLINICAL OBSERVATIONS |
| | | | | 85 | 7:33 | P | NO SIGNIFICANT CLINICAL OBSERVATIONS |
| | | | | 85 | 9:37 | P | NO SIGNIFICANT CLINICAL OBSERVATIONS |
| | | | | 86 | 7:24 | P | NO SIGNIFICANT CLINICAL OBSERVATIONS |
| | | | | 86 | 9:23 | P | NO SIGNIFICANT CLINICAL OBSERVATIONS |
| | | | | 87 | 8:45 | P | NO SIGNIFICANT CLINICAL OBSERVATIONS |
| | | | | 87 | 10:33 | P | NO SIGNIFICANT CLINICAL OBSERVATIONS |
| | | | | 88 | 6:47 | P | NO SIGNIFICANT CLINICAL OBSERVATIONS |

GRADE CODE: 1 - SLIGHT 2 - MODERATE 3 - SEVERE P - PRESENT

TABLE A3 (DOSING DAY OBSERVATIONS)
A 90-DAY DERMAL STUDY UTILIZING CLARIFIED OILS IN RATS
INDIVIDUAL CLINICAL OBSERVATIONS



STUDY DAYS: 0 THROUGH 89

| ANIMAL | SEX | GROUP | CATEGORY | STUDY DAY | TIME | GRADE | OBSERVATIONS |
|---|---|---|---|---|---|---|---|
| 10519 | F | 0 MG/KG/DAY | NORMAL | 88 | 9:11 | P | NO SIGNIFICANT CLINICAL OBSERVATIONS |
| 10478 | F | 0 MG/KG/DAY | NORMAL | 0 | 10:12 | P | NO SIGNIFICANT CLINICAL OBSERVATIONS |
| | | | | 0 | 12:47 | P | NO SIGNIFICANT CLINICAL OBSERVATIONS |
| | | | | 1 | 7:43 | P | NO SIGNIFICANT CLINICAL OBSERVATIONS |
| | | | | 1 | 9:29 | P | NO SIGNIFICANT CLINICAL OBSERVATIONS |
| | | | | 2 | 9:15 | P | NO SIGNIFICANT CLINICAL OBSERVATIONS |
| | | | | 2 | 10:42 | P | NO SIGNIFICANT CLINICAL OBSERVATIONS |
| | | | | 3 | 9:16 | P | NO SIGNIFICANT CLINICAL OBSERVATIONS |
| | | | | 3 | 11:11 | P | NO SIGNIFICANT CLINICAL OBSERVATIONS |
| | | | | 4 | 6:57 | P | NO SIGNIFICANT CLINICAL OBSERVATIONS |
| | | | | 4 | 8:50 | P | NO SIGNIFICANT CLINICAL OBSERVATIONS |
| | | | | 7 | 9:29 | P | NO SIGNIFICANT CLINICAL OBSERVATIONS |
| | | | | 7 | 11:42 | P | NO SIGNIFICANT CLINICAL OBSERVATIONS |
| | | | | 8 | 8:36 | P | NO SIGNIFICANT CLINICAL OBSERVATIONS |
| | | | | 8 | 10:35 | P | NO SIGNIFICANT CLINICAL OBSERVATIONS |
| | | | | 9 | 9:34 | P | NO SIGNIFICANT CLINICAL OBSERVATIONS |
| | | | | 9 | 11:20 | P | NO SIGNIFICANT CLINICAL OBSERVATIONS |
| | | | | 10 | 8:42 | P | NO SIGNIFICANT CLINICAL OBSERVATIONS |
| | | | | 10 | 10:16 | P | NO SIGNIFICANT CLINICAL OBSERVATIONS |
| | | | | 11 | 7:00 | P | NO SIGNIFICANT CLINICAL OBSERVATIONS |
| | | | | 11 | 9:17 | P | NO SIGNIFICANT CLINICAL OBSERVATIONS |
| | | | | 14 | 9:25 | P | NO SIGNIFICANT CLINICAL OBSERVATIONS |
| | | | | 14 | 12:06 | P | NO SIGNIFICANT CLINICAL OBSERVATIONS |
| | | | | 15 | 9:03 | P | NO SIGNIFICANT CLINICAL OBSERVATIONS |
| | | | | 15 | 10:38 | P | NO SIGNIFICANT CLINICAL OBSERVATIONS |
| | | | | 16 | 8:34 | P | NO SIGNIFICANT CLINICAL OBSERVATIONS |
| | | | | 16 | 10:04 | P | NO SIGNIFICANT CLINICAL OBSERVATIONS |
| | | | | 17 | 8:46 | P | NO SIGNIFICANT CLINICAL OBSERVATIONS |
| | | | | 17 | 10:25 | P | NO SIGNIFICANT CLINICAL OBSERVATIONS |

GRADE CODE: 1 - SLIGHT 2 - MODERATE 3 - SEVERE P - PRESENT

STUDY DAYS: 0 THROUGH 89

| ANIMAL | SEX | GROUP | CATEGORY | STUDY DAY | TIME | GRADE | OBSERVATIONS |
|---|---|---|---|---|---|---|---|
| 10478 | F | 0 MG/KG/DAY | NORMAL | 18 | 6:49 | P | NO SIGNIFICANT CLINICAL OBSERVATIONS |
| | | | | 18 | 8:37 | P | NO SIGNIFICANT CLINICAL OBSERVATIONS |
| | | | | 21 | 9:19 | P | NO SIGNIFICANT CLINICAL OBSERVATIONS |
| | | | | 21 | 11:30 | P | NO SIGNIFICANT CLINICAL OBSERVATIONS |
| | | | | 22 | 7:33 | P | NO SIGNIFICANT CLINICAL OBSERVATIONS |
| | | | | 22 | 9:34 | P | NO SIGNIFICANT CLINICAL OBSERVATIONS |
| | | | | 23 | 7:29 | P | NO SIGNIFICANT CLINICAL OBSERVATIONS |
| | | | | 23 | 9:12 | P | NO SIGNIFICANT CLINICAL OBSERVATIONS |
| | | | | 24 | 8:08 | P | NO SIGNIFICANT CLINICAL OBSERVATIONS |
| | | | | 24 | 9:27 | P | NO SIGNIFICANT CLINICAL OBSERVATIONS |
| | | | | 25 | 7:18 | P | NO SIGNIFICANT CLINICAL OBSERVATIONS |
| | | | | 25 | 9:18 | P | NO SIGNIFICANT CLINICAL OBSERVATIONS |
| | | | | 28 | 9:18 | P | NO SIGNIFICANT CLINICAL OBSERVATIONS |
| | | | | 28 | 11:40 | P | NO SIGNIFICANT CLINICAL OBSERVATIONS |
| | | | | 29 | 7:43 | P | NO SIGNIFICANT CLINICAL OBSERVATIONS |
| | | | | 29 | 9:43 | P | NO SIGNIFICANT CLINICAL OBSERVATIONS |
| | | | | 30 | 7:32 | P | NO SIGNIFICANT CLINICAL OBSERVATIONS |
| | | | | 30 | 9:23 | P | NO SIGNIFICANT CLINICAL OBSERVATIONS |
| | | | | 31 | 7:50 | P | NO SIGNIFICANT CLINICAL OBSERVATIONS |
| | | | | 31 | 9:04 | P | NO SIGNIFICANT CLINICAL OBSERVATIONS |
| | | | | 32 | 7:27 | P | NO SIGNIFICANT CLINICAL OBSERVATIONS |
| | | | | 32 | 9:00 | P | NO SIGNIFICANT CLINICAL OBSERVATIONS |
| | | | | 35 | 9:14 | P | NO SIGNIFICANT CLINICAL OBSERVATIONS |
| | | | | 35 | 10:59 | P | NO SIGNIFICANT CLINICAL OBSERVATIONS |
| | | | | 36 | 8:29 | P | NO SIGNIFICANT CLINICAL OBSERVATIONS |
| | | | | 36 | 10:15 | P | NO SIGNIFICANT CLINICAL OBSERVATIONS |
| | | | | 37 | 8:26 | P | NO SIGNIFICANT CLINICAL OBSERVATIONS |
| | | | | 37 | 10:05 | P | NO SIGNIFICANT CLINICAL OBSERVATIONS |
| | | | | 38 | 8:22 | P | NO SIGNIFICANT CLINICAL OBSERVATIONS |

GRADE CODE: 1 - SLIGHT 2 - MODERATE 3 - SEVERE P - PRESENT

STUDY DAYS: 0 THROUGH 89

| ANIMAL | SEX | GROUP | CATEGORY | STUDY DAY | TIME | GRADE | OBSERVATIONS |
|---|---|---|---|---|---|---|---|
| 10478 | F | 0 MG/KG/DAY | NORMAL | 38 | 10:07 | P | NO SIGNIFICANT CLINICAL OBSERVATIONS |
| | | | | 39 | 7:12 | P | NO SIGNIFICANT CLINICAL OBSERVATIONS |
| | | | | 39 | 9:13 | P | NO SIGNIFICANT CLINICAL OBSERVATIONS |
| | | | | 42 | 10:49 | P | NO SIGNIFICANT CLINICAL OBSERVATIONS |
| | | | | 43 | 8:27 | P | NO SIGNIFICANT CLINICAL OBSERVATIONS |
| | | | | 43 | 10:13 | P | NO SIGNIFICANT CLINICAL OBSERVATIONS |
| | | | | 44 | 7:59 | P | NO SIGNIFICANT CLINICAL OBSERVATIONS |
| | | | | 44 | 9:44 | P | NO SIGNIFICANT CLINICAL OBSERVATIONS |
| | | | | 45 | 8:25 | P | NO SIGNIFICANT CLINICAL OBSERVATIONS |
| | | | | 45 | 9:52 | P | NO SIGNIFICANT CLINICAL OBSERVATIONS |
| | | | | 46 | 6:53 | P | NO SIGNIFICANT CLINICAL OBSERVATIONS |
| | | | | 46 | 8:49 | P | NO SIGNIFICANT CLINICAL OBSERVATIONS |
| | | | | 49 | 9:29 | P | NO SIGNIFICANT CLINICAL OBSERVATIONS |
| | | | | 49 | 12:02 | P | NO SIGNIFICANT CLINICAL OBSERVATIONS |
| | | | | 50 | 8:32 | P | NO SIGNIFICANT CLINICAL OBSERVATIONS |
| | | | | 50 | 10:46 | P | NO SIGNIFICANT CLINICAL OBSERVATIONS |
| | | | | 51 | 7:55 | P | NO SIGNIFICANT CLINICAL OBSERVATIONS |
| | | | | 51 | 9:52 | P | NO SIGNIFICANT CLINICAL OBSERVATIONS |
| | | | | 52 | 9:11 | P | NO SIGNIFICANT CLINICAL OBSERVATIONS |
| | | | | 52 | 11:31 | P | NO SIGNIFICANT CLINICAL OBSERVATIONS |
| | | | | 53 | 6:56 | P | NO SIGNIFICANT CLINICAL OBSERVATIONS |
| | | | | 53 | 9:03 | P | NO SIGNIFICANT CLINICAL OBSERVATIONS |
| | | | | 56 | 8:58 | P | NO SIGNIFICANT CLINICAL OBSERVATIONS |
| | | | | 56 | 10:56 | P | NO SIGNIFICANT CLINICAL OBSERVATIONS |
| | | | | 57 | 9:01 | P | NO SIGNIFICANT CLINICAL OBSERVATIONS |
| | | | | 57 | 10:26 | P | NO SIGNIFICANT CLINICAL OBSERVATIONS |
| | | | | 58 | 7:36 | P | NO SIGNIFICANT CLINICAL OBSERVATIONS |
| | | | | 58 | 9:22 | P | NO SIGNIFICANT CLINICAL OBSERVATIONS |
| | | | | 59 | 7:22 | P | NO SIGNIFICANT CLINICAL OBSERVATIONS |

GRADE CODE: 1 - SLIGHT 2 - MODERATE 3 - SEVERE P - PRESENT

STUDY DAYS: 0 THROUGH 89

| ANIMAL | SEX | GROUP | CATEGORY | STUDY DAY | TIME | GRADE | OBSERVATIONS |
|---|---|---|---|---|---|---|---|
| 10478 | F | 0 MG/KG/DAY | NORMAL | 59 | 9:03 | P | NO SIGNIFICANT CLINICAL OBSERVATIONS |
| | | | | 60 | 7:36 | P | NO SIGNIFICANT CLINICAL OBSERVATIONS |
| | | | | 60 | 9:43 | P | NO SIGNIFICANT CLINICAL OBSERVATIONS |
| | | | | 63 | 11:59 | P | NO SIGNIFICANT CLINICAL OBSERVATIONS |
| | | | | 63 | 14:15 | P | NO SIGNIFICANT CLINICAL OBSERVATIONS |
| | | | | 64 | 8:37 | P | NO SIGNIFICANT CLINICAL OBSERVATIONS |
| | | | | 64 | 10:12 | P | NO SIGNIFICANT CLINICAL OBSERVATIONS |
| | | | | 65 | 8:46 | P | NO SIGNIFICANT CLINICAL OBSERVATIONS |
| | | | | 65 | 10:52 | P | NO SIGNIFICANT CLINICAL OBSERVATIONS |
| | | | | 66 | 8:19 | P | NO SIGNIFICANT CLINICAL OBSERVATIONS |
| | | | | 66 | 9:46 | P | NO SIGNIFICANT CLINICAL OBSERVATIONS |
| | | | | 67 | 7:28 | P | NO SIGNIFICANT CLINICAL OBSERVATIONS |
| | | | | 67 | 9:07 | P | NO SIGNIFICANT CLINICAL OBSERVATIONS |
| | | | | 70 | 8:16 | P | NO SIGNIFICANT CLINICAL OBSERVATIONS |
| | | | | 70 | 10:45 | P | NO SIGNIFICANT CLINICAL OBSERVATIONS |
| | | | | 71 | 8:10 | P | NO SIGNIFICANT CLINICAL OBSERVATIONS |
| | | | | 71 | 9:39 | P | NO SIGNIFICANT CLINICAL OBSERVATIONS |
| | | | | 72 | 7:27 | P | NO SIGNIFICANT CLINICAL OBSERVATIONS |
| | | | | 72 | 9:02 | P | NO SIGNIFICANT CLINICAL OBSERVATIONS |
| | | | | 73 | 7:27 | P | NO SIGNIFICANT CLINICAL OBSERVATIONS |
| | | | | 73 | 9:12 | P | NO SIGNIFICANT CLINICAL OBSERVATIONS |
| | | | | 74 | 7:15 | P | NO SIGNIFICANT CLINICAL OBSERVATIONS |
| | | | | 74 | 9:13 | P | NO SIGNIFICANT CLINICAL OBSERVATIONS |
| | | | | 77 | 8:18 | P | NO SIGNIFICANT CLINICAL OBSERVATIONS |
| | | | | 77 | 11:09 | P | NO SIGNIFICANT CLINICAL OBSERVATIONS |
| | | | | 78 | 9:35 | P | NO SIGNIFICANT CLINICAL OBSERVATIONS |
| | | | | 79 | 7:18 | P | NO SIGNIFICANT CLINICAL OBSERVATIONS |
| | | | | 79 | 8:53 | P | NO SIGNIFICANT CLINICAL OBSERVATIONS |
| | | | | 80 | 8:50 | P | NO SIGNIFICANT CLINICAL OBSERVATIONS |

GRADE CODE: 1 - SLIGHT 2 - MODERATE 3 - SEVERE P - PRESENT

STUDY DAYS: 0 THROUGH 89

| ANIMAL | SEX | GROUP | CATEGORY | STUDY DAY | TIME | GRADE | OBSERVATIONS |
|---|---|---|---|---|---|---|---|
| 10478 | F | 0 MG/KG/DAY | NORMAL | 80 | 10:34 | P | NO SIGNIFICANT CLINICAL OBSERVATIONS |
| | | | | 81 | 7:30 | P | NO SIGNIFICANT CLINICAL OBSERVATIONS |
| | | | | 81 | 9:20 | P | NO SIGNIFICANT CLINICAL OBSERVATIONS |
| | | | | 85 | 7:34 | P | NO SIGNIFICANT CLINICAL OBSERVATIONS |
| | | | | 85 | 9:37 | P | NO SIGNIFICANT CLINICAL OBSERVATIONS |
| | | | | 86 | 7:24 | P | NO SIGNIFICANT CLINICAL OBSERVATIONS |
| | | | | 86 | 9:23 | P | NO SIGNIFICANT CLINICAL OBSERVATIONS |
| | | | | 87 | 8:45 | P | NO SIGNIFICANT CLINICAL OBSERVATIONS |
| | | | | 87 | 10:33 | P | NO SIGNIFICANT CLINICAL OBSERVATIONS |
| | | | | 88 | 6:47 | P | NO SIGNIFICANT CLINICAL OBSERVATIONS |
| | | | | 88 | 9:12 | P | NO SIGNIFICANT CLINICAL OBSERVATIONS |
| | | | | 89 | 6:20 | P | NO SIGNIFICANT CLINICAL OBSERVATIONS |
| | | | | 89 | 7:45 | P | NO SIGNIFICANT CLINICAL OBSERVATIONS |
| 10478 | F | 0 MG/KG/DAY | SPECIAL | 78 | 11:27 | P | SWOLLEN FACIAL AREA |
| 10530 | F | 0 MG/KG/DAY | NORMAL | 0 | 10:12 | P | NO SIGNIFICANT CLINICAL OBSERVATIONS |
| | | | | 0 | 12:47 | P | NO SIGNIFICANT CLINICAL OBSERVATIONS |
| | | | | 1 | 7:43 | P | NO SIGNIFICANT CLINICAL OBSERVATIONS |
| | | | | 1 | 9:29 | P | NO SIGNIFICANT CLINICAL OBSERVATIONS |
| | | | | 2 | 9:15 | P | NO SIGNIFICANT CLINICAL OBSERVATIONS |
| | | | | 2 | 10:42 | P | NO SIGNIFICANT CLINICAL OBSERVATIONS |
| | | | | 3 | 9:16 | P | NO SIGNIFICANT CLINICAL OBSERVATIONS |
| | | | | 3 | 11:11 | P | NO SIGNIFICANT CLINICAL OBSERVATIONS |
| | | | | 4 | 6:57 | P | NO SIGNIFICANT CLINICAL OBSERVATIONS |
| | | | | 4 | 8:50 | P | NO SIGNIFICANT CLINICAL OBSERVATIONS |
| | | | | 7 | 9:29 | P | NO SIGNIFICANT CLINICAL OBSERVATIONS |
| | | | | 7 | 11:42 | P | NO SIGNIFICANT CLINICAL OBSERVATIONS |
| | | | | 8 | 8:36 | P | NO SIGNIFICANT CLINICAL OBSERVATIONS |
| | | | | 8 | 10:35 | P | NO SIGNIFICANT CLINICAL OBSERVATIONS |
| | | | | 9 | 9:35 | P | NO SIGNIFICANT CLINICAL OBSERVATIONS |

GRADE CODE: 1 - SLIGHT 2 - MODERATE 3 - SEVERE P - PRESENT

STUDY DAYS: 0 THROUGH 89

| ANIMAL | SEX | GROUP | CATEGORY | STUDY DAY | TIME | GRADE | OBSERVATIONS |
|---|---|---|---|---|---|---|---|
| 10530 | F | 0 MG/KG/DAY | NORMAL | 9 | 11:20 | P | NO SIGNIFICANT CLINICAL OBSERVATIONS |
| | | | | 10 | 8:42 | P | NO SIGNIFICANT CLINICAL OBSERVATIONS |
| | | | | 10 | 10:16 | P | NO SIGNIFICANT CLINICAL OBSERVATIONS |
| | | | | 14 | 9:25 | P | NO SIGNIFICANT CLINICAL OBSERVATIONS |
| | | | | 14 | 12:06 | P | NO SIGNIFICANT CLINICAL OBSERVATIONS |
| | | | | 15 | 9:03 | P | NO SIGNIFICANT CLINICAL OBSERVATIONS |
| | | | | 15 | 10:38 | P | NO SIGNIFICANT CLINICAL OBSERVATIONS |
| | | | | 16 | 8:34 | P | NO SIGNIFICANT CLINICAL OBSERVATIONS |
| | | | | 16 | 10:04 | P | NO SIGNIFICANT CLINICAL OBSERVATIONS |
| | | | | 17 | 8:46 | P | NO SIGNIFICANT CLINICAL OBSERVATIONS |
| | | | | 17 | 10:26 | P | NO SIGNIFICANT CLINICAL OBSERVATIONS |
| | | | | 18 | 6:49 | P | NO SIGNIFICANT CLINICAL OBSERVATIONS |
| | | | | 18 | 8:37 | P | NO SIGNIFICANT CLINICAL OBSERVATIONS |
| | | | | 21 | 9:19 | P | NO SIGNIFICANT CLINICAL OBSERVATIONS |
| | | | | 21 | 11:30 | P | NO SIGNIFICANT CLINICAL OBSERVATIONS |
| | | | | 22 | 7:33 | P | NO SIGNIFICANT CLINICAL OBSERVATIONS |
| | | | | 22 | 9:34 | P | NO SIGNIFICANT CLINICAL OBSERVATIONS |
| | | | | 23 | 7:29 | P | NO SIGNIFICANT CLINICAL OBSERVATIONS |
| | | | | 23 | 9:12 | P | NO SIGNIFICANT CLINICAL OBSERVATIONS |
| | | | | 24 | 8:08 | P | NO SIGNIFICANT CLINICAL OBSERVATIONS |
| | | | | 24 | 9:27 | P | NO SIGNIFICANT CLINICAL OBSERVATIONS |
| | | | | 25 | 7:18 | P | NO SIGNIFICANT CLINICAL OBSERVATIONS |
| | | | | 25 | 9:18 | P | NO SIGNIFICANT CLINICAL OBSERVATIONS |
| | | | | 28 | 9:18 | P | NO SIGNIFICANT CLINICAL OBSERVATIONS |
| | | | | 28 | 11:41 | P | NO SIGNIFICANT CLINICAL OBSERVATIONS |
| | | | | 29 | 7:43 | P | NO SIGNIFICANT CLINICAL OBSERVATIONS |
| | | | | 29 | 9:43 | P | NO SIGNIFICANT CLINICAL OBSERVATIONS |
| | | | | 30 | 7:32 | P | NO SIGNIFICANT CLINICAL OBSERVATIONS |
| | | | | 30 | 9:23 | P | NO SIGNIFICANT CLINICAL OBSERVATIONS |

GRADE CODE: 1 - SLIGHT 2 - MODERATE 3 - SEVERE P - PRESENT

STUDY DAYS: 0 THROUGH 89

| ANIMAL | SEX | GROUP | CATEGORY | STUDY DAY | TIME | GRADE | OBSERVATIONS |
|---|---|---|---|---|---|---|---|
| 10530 | F | 0 MG/KG/DAY | NORMAL | 31 | 7:50 | P | NO SIGNIFICANT CLINICAL OBSERVATIONS |
| | | | | 31 | 9:04 | P | NO SIGNIFICANT CLINICAL OBSERVATIONS |
| | | | | 32 | 7:27 | P | NO SIGNIFICANT CLINICAL OBSERVATIONS |
| | | | | 32 | 9:50 | P | NO SIGNIFICANT CLINICAL OBSERVATIONS |
| | | | | 35 | 9:14 | P | NO SIGNIFICANT CLINICAL OBSERVATIONS |
| | | | | 35 | 10:59 | P | NO SIGNIFICANT CLINICAL OBSERVATIONS |
| | | | | 36 | 8:29 | P | NO SIGNIFICANT CLINICAL OBSERVATIONS |
| | | | | 36 | 10:15 | P | NO SIGNIFICANT CLINICAL OBSERVATIONS |
| | | | | 37 | 8:26 | P | NO SIGNIFICANT CLINICAL OBSERVATIONS |
| | | | | 37 | 10:05 | P | NO SIGNIFICANT CLINICAL OBSERVATIONS |
| | | | | 38 | 8:22 | P | NO SIGNIFICANT CLINICAL OBSERVATIONS |
| | | | | 38 | 10:08 | P | NO SIGNIFICANT CLINICAL OBSERVATIONS |
| | | | | 39 | 7:12 | P | NO SIGNIFICANT CLINICAL OBSERVATIONS |
| | | | | 39 | 9:13 | P | NO SIGNIFICANT CLINICAL OBSERVATIONS |
| | | | | 42 | 10:49 | P | NO SIGNIFICANT CLINICAL OBSERVATIONS |
| | | | | 43 | 8:27 | P | NO SIGNIFICANT CLINICAL OBSERVATIONS |
| | | | | 43 | 10:13 | P | NO SIGNIFICANT CLINICAL OBSERVATIONS |
| | | | | 44 | 7:59 | P | NO SIGNIFICANT CLINICAL OBSERVATIONS |
| | | | | 44 | 9:44 | P | NO SIGNIFICANT CLINICAL OBSERVATIONS |
| | | | | 45 | 8:25 | P | NO SIGNIFICANT CLINICAL OBSERVATIONS |
| | | | | 45 | 9:52 | P | NO SIGNIFICANT CLINICAL OBSERVATIONS |
| | | | | 46 | 6:53 | P | NO SIGNIFICANT CLINICAL OBSERVATIONS |
| | | | | 46 | 8:49 | P | NO SIGNIFICANT CLINICAL OBSERVATIONS |
| | | | | 49 | 9:29 | P | NO SIGNIFICANT CLINICAL OBSERVATIONS |
| | | | | 49 | 12:02 | P | NO SIGNIFICANT CLINICAL OBSERVATIONS |
| | | | | 50 | 8:32 | P | NO SIGNIFICANT CLINICAL OBSERVATIONS |
| | | | | 50 | 10:47 | P | NO SIGNIFICANT CLINICAL OBSERVATIONS |
| | | | | 51 | 7:55 | P | NO SIGNIFICANT CLINICAL OBSERVATIONS |
| | | | | 51 | 9:52 | P | NO SIGNIFICANT CLINICAL OBSERVATIONS |

GRADE CODE: 1 - SLIGHT 2 - MODERATE 3 - SEVERE P - PRESENT

STUDY DAYS: 0 THROUGH 89

| ANIMAL | SEX | GROUP | CATEGORY | STUDY DAY | TIME | GRADE | OBSERVATIONS |
|---|---|---|---|---|---|---|---|
| 10530 | F | 0 MG/KG/DAY | NORMAL | 52 | 9:12 | P | NO SIGNIFICANT CLINICAL OBSERVATIONS |
| | | | | 52 | 11:31 | P | NO SIGNIFICANT CLINICAL OBSERVATIONS |
| | | | | 53 | 6:56 | P | NO SIGNIFICANT CLINICAL OBSERVATIONS |
| | | | | 53 | 9:04 | P | NO SIGNIFICANT CLINICAL OBSERVATIONS |
| | | | | 56 | 8:58 | P | NO SIGNIFICANT CLINICAL OBSERVATIONS |
| | | | | 56 | 10:56 | P | NO SIGNIFICANT CLINICAL OBSERVATIONS |
| | | | | 57 | 9:01 | P | NO SIGNIFICANT CLINICAL OBSERVATIONS |
| | | | | 57 | 10:26 | P | NO SIGNIFICANT CLINICAL OBSERVATIONS |
| | | | | 58 | 7:36 | P | NO SIGNIFICANT CLINICAL OBSERVATIONS |
| | | | | 58 | 9:22 | P | NO SIGNIFICANT CLINICAL OBSERVATIONS |
| | | | | 59 | 7:22 | P | NO SIGNIFICANT CLINICAL OBSERVATIONS |
| | | | | 59 | 9:03 | P | NO SIGNIFICANT CLINICAL OBSERVATIONS |
| | | | | 60 | 7:36 | P | NO SIGNIFICANT CLINICAL OBSERVATIONS |
| | | | | 60 | 9:43 | P | NO SIGNIFICANT CLINICAL OBSERVATIONS |
| | | | | 63 | 11:59 | P | NO SIGNIFICANT CLINICAL OBSERVATIONS |
| | | | | 63 | 14:15 | P | NO SIGNIFICANT CLINICAL OBSERVATIONS |
| | | | | 64 | 8:37 | P | NO SIGNIFICANT CLINICAL OBSERVATIONS |
| | | | | 64 | 10:12 | P | NO SIGNIFICANT CLINICAL OBSERVATIONS |
| | | | | 65 | 8:46 | P | NO SIGNIFICANT CLINICAL OBSERVATIONS |
| | | | | 65 | 10:52 | P | NO SIGNIFICANT CLINICAL OBSERVATIONS |
| | | | | 66 | 8:19 | P | NO SIGNIFICANT CLINICAL OBSERVATIONS |
| | | | | 66 | 9:46 | P | NO SIGNIFICANT CLINICAL OBSERVATIONS |
| | | | | 67 | 7:28 | P | NO SIGNIFICANT CLINICAL OBSERVATIONS |
| | | | | 67 | 9:07 | P | NO SIGNIFICANT CLINICAL OBSERVATIONS |
| | | | | 70 | 8:16 | P | NO SIGNIFICANT CLINICAL OBSERVATIONS |
| | | | | 70 | 10:45 | P | NO SIGNIFICANT CLINICAL OBSERVATIONS |
| | | | | 71 | 8:10 | P | NO SIGNIFICANT CLINICAL OBSERVATIONS |
| | | | | 71 | 9:39 | P | NO SIGNIFICANT CLINICAL OBSERVATIONS |
| | | | | 72 | 7:27 | P | NO SIGNIFICANT CLINICAL OBSERVATIONS |

GRADE CODE: 1 - SLIGHT 2 - MODERATE 3 - SEVERE P - PRESENT

STUDY DAYS: 0 THROUGH 89

| ANIMAL | SEX | GROUP | CATEGORY | STUDY DAY | TIME | GRADE | OBSERVATIONS |
|---|---|---|---|---|---|---|---|
| 10530 | F | 0 MG/KG/DAY | NORMAL | 72 | 9:02 | P | NO SIGNIFICANT CLINICAL OBSERVATIONS |
| | | | | 73 | 7:27 | P | NO SIGNIFICANT CLINICAL OBSERVATIONS |
| | | | | 73 | 9:12 | P | NO SIGNIFICANT CLINICAL OBSERVATIONS |
| | | | | 74 | 7:15 | P | NO SIGNIFICANT CLINICAL OBSERVATIONS |
| | | | | 74 | 9:13 | P | NO SIGNIFICANT CLINICAL OBSERVATIONS |
| | | | | 77 | 8:18 | P | NO SIGNIFICANT CLINICAL OBSERVATIONS |
| | | | | 77 | 11:10 | P | NO SIGNIFICANT CLINICAL OBSERVATIONS |
| | | | | 78 | 9:36 | P | NO SIGNIFICANT CLINICAL OBSERVATIONS |
| | | | | 78 | 11:27 | P | NO SIGNIFICANT CLINICAL OBSERVATIONS |
| | | | | 79 | 7:18 | P | NO SIGNIFICANT CLINICAL OBSERVATIONS |
| | | | | 79 | 8:53 | P | NO SIGNIFICANT CLINICAL OBSERVATIONS |
| | | | | 80 | 8:50 | P | NO SIGNIFICANT CLINICAL OBSERVATIONS |
| | | | | 80 | 10:34 | P | NO SIGNIFICANT CLINICAL OBSERVATIONS |
| | | | | 81 | 7:30 | P | NO SIGNIFICANT CLINICAL OBSERVATIONS |
| | | | | 81 | 9:20 | P | NO SIGNIFICANT CLINICAL OBSERVATIONS |
| | | | | 85 | 7:34 | P | NO SIGNIFICANT CLINICAL OBSERVATIONS |
| | | | | 85 | 9:38 | P | NO SIGNIFICANT CLINICAL OBSERVATIONS |
| | | | | 86 | 7:24 | P | NO SIGNIFICANT CLINICAL OBSERVATIONS |
| | | | | 86 | 9:23 | P | NO SIGNIFICANT CLINICAL OBSERVATIONS |
| | | | | 87 | 8:45 | P | NO SIGNIFICANT CLINICAL OBSERVATIONS |
| | | | | 87 | 10:33 | P | NO SIGNIFICANT CLINICAL OBSERVATIONS |
| | | | | 88 | 6:47 | P | NO SIGNIFICANT CLINICAL OBSERVATIONS |
| | | | | 88 | 9:12 | P | NO SIGNIFICANT CLINICAL OBSERVATIONS |
| | | | | 89 | 6:20 | P | NO SIGNIFICANT CLINICAL OBSERVATIONS |
| | | | | 89 | 7:45 | P | NO SIGNIFICANT CLINICAL OBSERVATIONS |
| 10534 | F | 0 MG/KG/DAY | NORMAL | 0 | 10:13 | P | NO SIGNIFICANT CLINICAL OBSERVATIONS |
| | | | | 0 | 12:47 | P | NO SIGNIFICANT CLINICAL OBSERVATIONS |
| | | | | 1 | 7:44 | P | NO SIGNIFICANT CLINICAL OBSERVATIONS |
| | | | | 1 | 9:29 | P | NO SIGNIFICANT CLINICAL OBSERVATIONS |

GRADE CODE: 1 - SLIGHT 2 - MODERATE 3 - SEVERE P - PRESENT

STUDY DAYS: 0 THROUGH 89

| ANIMAL | SEX | GROUP | CATEGORY | STUDY DAY | TIME | GRADE | OBSERVATIONS |
|---|---|---|---|---|---|---|---|
| 10534 | F | 0 MG/KG/DAY | NORMAL | 2 | 9:15 | P | NO SIGNIFICANT CLINICAL OBSERVATIONS |
| | | | | 2 | 10:42 | P | NO SIGNIFICANT CLINICAL OBSERVATIONS |
| | | | | 3 | 9:16 | P | NO SIGNIFICANT CLINICAL OBSERVATIONS |
| | | | | 3 | 11:11 | P | NO SIGNIFICANT CLINICAL OBSERVATIONS |
| | | | | 4 | 6:57 | P | NO SIGNIFICANT CLINICAL OBSERVATIONS |
| | | | | 4 | 8:50 | P | NO SIGNIFICANT CLINICAL OBSERVATIONS |
| | | | | 7 | 9:30 | P | NO SIGNIFICANT CLINICAL OBSERVATIONS |
| | | | | 7 | 11:42 | P | NO SIGNIFICANT CLINICAL OBSERVATIONS |
| | | | | 8 | 8:36 | P | NO SIGNIFICANT CLINICAL OBSERVATIONS |
| | | | | 8 | 10:35 | P | NO SIGNIFICANT CLINICAL OBSERVATIONS |
| | | | | 9 | 9:35 | P | NO SIGNIFICANT CLINICAL OBSERVATIONS |
| | | | | 9 | 11:21 | P | NO SIGNIFICANT CLINICAL OBSERVATIONS |
| | | | | 10 | 8:42 | P | NO SIGNIFICANT CLINICAL OBSERVATIONS |
| | | | | 10 | 10:16 | P | NO SIGNIFICANT CLINICAL OBSERVATIONS |
| | | | | 11 | 7:01 | P | NO SIGNIFICANT CLINICAL OBSERVATIONS |
| | | | | 11 | 9:17 | P | NO SIGNIFICANT CLINICAL OBSERVATIONS |
| | | | | 14 | 9:25 | P | NO SIGNIFICANT CLINICAL OBSERVATIONS |
| | | | | 14 | 12:06 | P | NO SIGNIFICANT CLINICAL OBSERVATIONS |
| | | | | 15 | 9:03 | P | NO SIGNIFICANT CLINICAL OBSERVATIONS |
| | | | | 15 | 10:38 | P | NO SIGNIFICANT CLINICAL OBSERVATIONS |
| | | | | 16 | 8:34 | P | NO SIGNIFICANT CLINICAL OBSERVATIONS |
| | | | | 16 | 10:04 | P | NO SIGNIFICANT CLINICAL OBSERVATIONS |
| | | | | 17 | 8:46 | P | NO SIGNIFICANT CLINICAL OBSERVATIONS |
| | | | | 17 | 10:26 | P | NO SIGNIFICANT CLINICAL OBSERVATIONS |
| | | | | 18 | 6:49 | P | NO SIGNIFICANT CLINICAL OBSERVATIONS |
| | | | | 18 | 8:37 | P | NO SIGNIFICANT CLINICAL OBSERVATIONS |
| | | | | 21 | 9:20 | P | NO SIGNIFICANT CLINICAL OBSERVATIONS |
| | | | | 21 | 11:30 | P | NO SIGNIFICANT CLINICAL OBSERVATIONS |
| | | | | 22 | 7:34 | P | NO SIGNIFICANT CLINICAL OBSERVATIONS |

GRADE CODE: 1 - SLIGHT 2 - MODERATE 3 - SEVERE P - PRESENT

STUDY DAYS: 0 THROUGH 89

| ANIMAL | SEX | GROUP | CATEGORY | STUDY DAY | TIME | GRADE | OBSERVATIONS |
|---|---|---|---|---|---|---|---|
| 10534 | F | 0 MG/KG/DAY | NORMAL | 22 | 9:34 | P | NO SIGNIFICANT CLINICAL OBSERVATIONS |
| | | | | 23 | 7:29 | P | NO SIGNIFICANT CLINICAL OBSERVATIONS |
| | | | | 23 | 9:12 | P | NO SIGNIFICANT CLINICAL OBSERVATIONS |
| | | | | 24 | 8:08 | P | NO SIGNIFICANT CLINICAL OBSERVATIONS |
| | | | | 24 | 9:27 | P | NO SIGNIFICANT CLINICAL OBSERVATIONS |
| | | | | 25 | 7:18 | P | NO SIGNIFICANT CLINICAL OBSERVATIONS |
| | | | | 25 | 9:19 | P | NO SIGNIFICANT CLINICAL OBSERVATIONS |
| | | | | 28 | 9:18 | P | NO SIGNIFICANT CLINICAL OBSERVATIONS |
| | | | | 28 | 11:41 | P | NO SIGNIFICANT CLINICAL OBSERVATIONS |
| | | | | 29 | 7:43 | P | NO SIGNIFICANT CLINICAL OBSERVATIONS |
| | | | | 29 | 9:43 | P | NO SIGNIFICANT CLINICAL OBSERVATIONS |
| | | | | 30 | 7:32 | P | NO SIGNIFICANT CLINICAL OBSERVATIONS |
| | | | | 30 | 9:23 | P | NO SIGNIFICANT CLINICAL OBSERVATIONS |
| | | | | 31 | 7:50 | P | NO SIGNIFICANT CLINICAL OBSERVATIONS |
| | | | | 31 | 9:04 | P | NO SIGNIFICANT CLINICAL OBSERVATIONS |
| | | | | 32 | 7:28 | P | NO SIGNIFICANT CLINICAL OBSERVATIONS |
| | | | | 32 | 9:50 | P | NO SIGNIFICANT CLINICAL OBSERVATIONS |
| | | | | 35 | 9:15 | P | NO SIGNIFICANT CLINICAL OBSERVATIONS |
| | | | | 35 | 11:00 | P | NO SIGNIFICANT CLINICAL OBSERVATIONS |
| | | | | 36 | 8:29 | P | NO SIGNIFICANT CLINICAL OBSERVATIONS |
| | | | | 36 | 10:15 | P | NO SIGNIFICANT CLINICAL OBSERVATIONS |
| | | | | 37 | 8:27 | P | NO SIGNIFICANT CLINICAL OBSERVATIONS |
| | | | | 37 | 10:05 | P | NO SIGNIFICANT CLINICAL OBSERVATIONS |
| | | | | 38 | 8:22 | P | NO SIGNIFICANT CLINICAL OBSERVATIONS |
| | | | | 38 | 10:08 | P | NO SIGNIFICANT CLINICAL OBSERVATIONS |
| | | | | 39 | 7:12 | P | NO SIGNIFICANT CLINICAL OBSERVATIONS |
| | | | | 39 | 9:13 | P | NO SIGNIFICANT CLINICAL OBSERVATIONS |
| | | | | 42 | 10:49 | P | NO SIGNIFICANT CLINICAL OBSERVATIONS |
| | | | | 43 | 8:27 | P | NO SIGNIFICANT CLINICAL OBSERVATIONS |

GRADE CODE: 1 - SLIGHT 2 - MODERATE 3 - SEVERE P - PRESENT

STUDY DAYS: 0 THROUGH 89

| ANIMAL | SEX | GROUP | CATEGORY | STUDY DAY | TIME | GRADE | OBSERVATIONS |
|---|---|---|---|---|---|---|---|
| 10534 | F | 0 MG/KG/DAY | NORMAL | 43 | 10:14 | P | NO SIGNIFICANT CLINICAL OBSERVATIONS |
| | | | | 44 | 7:59 | P | NO SIGNIFICANT CLINICAL OBSERVATIONS |
| | | | | 44 | 9:44 | P | NO SIGNIFICANT CLINICAL OBSERVATIONS |
| | | | | 45 | 8:25 | P | NO SIGNIFICANT CLINICAL OBSERVATIONS |
| | | | | 45 | 9:52 | P | NO SIGNIFICANT CLINICAL OBSERVATIONS |
| | | | | 46 | 6:53 | P | NO SIGNIFICANT CLINICAL OBSERVATIONS |
| | | | | 46 | 8:50 | P | NO SIGNIFICANT CLINICAL OBSERVATIONS |
| | | | | 49 | 9:30 | P | NO SIGNIFICANT CLINICAL OBSERVATIONS |
| | | | | 49 | 12:03 | P | NO SIGNIFICANT CLINICAL OBSERVATIONS |
| | | | | 50 | 8:32 | P | NO SIGNIFICANT CLINICAL OBSERVATIONS |
| | | | | 50 | 10:47 | P | NO SIGNIFICANT CLINICAL OBSERVATIONS |
| | | | | 51 | 7:55 | P | NO SIGNIFICANT CLINICAL OBSERVATIONS |
| | | | | 51 | 9:52 | P | NO SIGNIFICANT CLINICAL OBSERVATIONS |
| | | | | 52 | 9:12 | P | NO SIGNIFICANT CLINICAL OBSERVATIONS |
| | | | | 52 | 11:31 | P | NO SIGNIFICANT CLINICAL OBSERVATIONS |
| | | | | 53 | 6:57 | P | NO SIGNIFICANT CLINICAL OBSERVATIONS |
| | | | | 53 | 9:04 | P | NO SIGNIFICANT CLINICAL OBSERVATIONS |
| | | | | 56 | 8:58 | P | NO SIGNIFICANT CLINICAL OBSERVATIONS |
| | | | | 56 | 10:56 | P | NO SIGNIFICANT CLINICAL OBSERVATIONS |
| | | | | 57 | 9:13 | P | NO SIGNIFICANT CLINICAL OBSERVATIONS |
| | | | | 57 | 10:27 | P | NO SIGNIFICANT CLINICAL OBSERVATIONS |
| | | | | 58 | 7:36 | P | NO SIGNIFICANT CLINICAL OBSERVATIONS |
| | | | | 58 | 9:23 | P | NO SIGNIFICANT CLINICAL OBSERVATIONS |
| | | | | 59 | 7:22 | P | NO SIGNIFICANT CLINICAL OBSERVATIONS |
| | | | | 59 | 9:03 | P | NO SIGNIFICANT CLINICAL OBSERVATIONS |
| | | | | 60 | 7:36 | P | NO SIGNIFICANT CLINICAL OBSERVATIONS |
| | | | | 60 | 9:43 | P | NO SIGNIFICANT CLINICAL OBSERVATIONS |
| | | | | 63 | 11:59 | P | NO SIGNIFICANT CLINICAL OBSERVATIONS |
| | | | | 63 | 14:15 | P | NO SIGNIFICANT CLINICAL OBSERVATIONS |

GRADE CODE: 1 - SLIGHT 2 - MODERATE 3 - SEVERE P - PRESENT

STUDY DAYS: 0 THROUGH 89

| ANIMAL | SEX | GROUP | CATEGORY | STUDY DAY | TIME | GRADE | OBSERVATIONS |
|---|---|---|---|---|---|---|---|
| 10534 | F | 0 MG/KG/DAY | NORMAL | 64 | 8:37 | P | NO SIGNIFICANT CLINICAL OBSERVATIONS |
| | | | | 64 | 10:12 | P | NO SIGNIFICANT CLINICAL OBSERVATIONS |
| | | | | 65 | 8:46 | P | NO SIGNIFICANT CLINICAL OBSERVATIONS |
| | | | | 65 | 10:53 | P | NO SIGNIFICANT CLINICAL OBSERVATIONS |
| | | | | 66 | 8:19 | P | NO SIGNIFICANT CLINICAL OBSERVATIONS |
| | | | | 66 | 9:46 | P | NO SIGNIFICANT CLINICAL OBSERVATIONS |
| | | | | 67 | 7:28 | P | NO SIGNIFICANT CLINICAL OBSERVATIONS |
| | | | | 67 | 9:07 | P | NO SIGNIFICANT CLINICAL OBSERVATIONS |
| | | | | 70 | 8:16 | P | NO SIGNIFICANT CLINICAL OBSERVATIONS |
| | | | | 70 | 10:45 | P | NO SIGNIFICANT CLINICAL OBSERVATIONS |
| | | | | 71 | 8:10 | P | NO SIGNIFICANT CLINICAL OBSERVATIONS |
| | | | | 71 | 9:39 | P | NO SIGNIFICANT CLINICAL OBSERVATIONS |
| | | | | 72 | 7:27 | P | NO SIGNIFICANT CLINICAL OBSERVATIONS |
| | | | | 72 | 9:02 | P | NO SIGNIFICANT CLINICAL OBSERVATIONS |
| | | | | 73 | 7:27 | P | NO SIGNIFICANT CLINICAL OBSERVATIONS |
| | | | | 73 | 9:12 | P | NO SIGNIFICANT CLINICAL OBSERVATIONS |
| | | | | 74 | 7:15 | P | NO SIGNIFICANT CLINICAL OBSERVATIONS |
| | | | | 74 | 9:13 | P | NO SIGNIFICANT CLINICAL OBSERVATIONS |
| | | | | 77 | 8:19 | P | NO SIGNIFICANT CLINICAL OBSERVATIONS |
| | | | | 77 | 11:10 | P | NO SIGNIFICANT CLINICAL OBSERVATIONS |
| | | | | 78 | 9:36 | P | NO SIGNIFICANT CLINICAL OBSERVATIONS |
| | | | | 78 | 11:27 | P | NO SIGNIFICANT CLINICAL OBSERVATIONS |
| | | | | 79 | 7:18 | P | NO SIGNIFICANT CLINICAL OBSERVATIONS |
| | | | | 79 | 8:54 | P | NO SIGNIFICANT CLINICAL OBSERVATIONS |
| | | | | 80 | 8:50 | P | NO SIGNIFICANT CLINICAL OBSERVATIONS |
| | | | | 80 | 10:34 | P | NO SIGNIFICANT CLINICAL OBSERVATIONS |
| | | | | 81 | 7:31 | P | NO SIGNIFICANT CLINICAL OBSERVATIONS |
| | | | | 81 | 9:20 | P | NO SIGNIFICANT CLINICAL OBSERVATIONS |
| | | | | 85 | 7:34 | P | NO SIGNIFICANT CLINICAL OBSERVATIONS |

GRADE CODE: 1 - SLIGHT 2 - MODERATE 3 - SEVERE P - PRESENT

STUDY DAYS: 0 THROUGH 89

| ANIMAL | SEX | GROUP | CATEGORY | STUDY DAY | TIME | GRADE | OBSERVATIONS |
|---|---|---|---|---|---|---|---|
| 10534 | F | 0 MG/KG/DAY | NORMAL | 85 | 9:38 | P | NO SIGNIFICANT CLINICAL OBSERVATIONS |
| | | | | 86 | 7:24 | P | NO SIGNIFICANT CLINICAL OBSERVATIONS |
| | | | | 86 | 9:24 | P | NO SIGNIFICANT CLINICAL OBSERVATIONS |
| | | | | 87 | 8:45 | P | NO SIGNIFICANT CLINICAL OBSERVATIONS |
| | | | | 87 | 10:33 | P | NO SIGNIFICANT CLINICAL OBSERVATIONS |
| | | | | 88 | 6:47 | P | NO SIGNIFICANT CLINICAL OBSERVATIONS |
| | | | | 88 | 9:12 | P | NO SIGNIFICANT CLINICAL OBSERVATIONS |
| | | | | 89 | 6:20 | P | NO SIGNIFICANT CLINICAL OBSERVATIONS |
| | | | | 89 | 7:45 | P | NO SIGNIFICANT CLINICAL OBSERVATIONS |
| 10535 | F | 0 MG/KG/DAY | NORMAL | 0 | 10:14 | P | NO SIGNIFICANT CLINICAL OBSERVATIONS |
| | | | | 0 | 12:47 | P | NO SIGNIFICANT CLINICAL OBSERVATIONS |
| | | | | 1 | 7:44 | P | NO SIGNIFICANT CLINICAL OBSERVATIONS |
| | | | | 1 | 9:29 | P | NO SIGNIFICANT CLINICAL OBSERVATIONS |
| | | | | 2 | 9:15 | P | NO SIGNIFICANT CLINICAL OBSERVATIONS |
| | | | | 2 | 10:43 | P | NO SIGNIFICANT CLINICAL OBSERVATIONS |
| | | | | 3 | 9:16 | P | NO SIGNIFICANT CLINICAL OBSERVATIONS |
| | | | | 3 | 11:11 | P | NO SIGNIFICANT CLINICAL OBSERVATIONS |
| | | | | 4 | 6:58 | P | NO SIGNIFICANT CLINICAL OBSERVATIONS |
| | | | | 4 | 8:50 | P | NO SIGNIFICANT CLINICAL OBSERVATIONS |
| | | | | 7 | 9:30 | P | NO SIGNIFICANT CLINICAL OBSERVATIONS |
| | | | | 7 | 11:42 | P | NO SIGNIFICANT CLINICAL OBSERVATIONS |
| | | | | 8 | 8:37 | P | NO SIGNIFICANT CLINICAL OBSERVATIONS |
| | | | | 8 | 10:35 | P | NO SIGNIFICANT CLINICAL OBSERVATIONS |
| | | | | 9 | 9:35 | P | NO SIGNIFICANT CLINICAL OBSERVATIONS |
| | | | | 9 | 11:21 | P | NO SIGNIFICANT CLINICAL OBSERVATIONS |
| | | | | 10 | 8:42 | P | NO SIGNIFICANT CLINICAL OBSERVATIONS |
| | | | | 10 | 10:16 | P | NO SIGNIFICANT CLINICAL OBSERVATIONS |
| | | | | 11 | 7:01 | P | NO SIGNIFICANT CLINICAL OBSERVATIONS |
| | | | | 11 | 9:17 | P | NO SIGNIFICANT CLINICAL OBSERVATIONS |

GRADE CODE: 1 - SLIGHT 2 - MODERATE 3 - SEVERE P - PRESENT

STUDY DAYS: 0 THROUGH 89

| ANIMAL | SEX | GROUP | CATEGORY | STUDY DAY | TIME | GRADE | OBSERVATIONS |
|---|---|---|---|---|---|---|---|
| 10535 | F | 0 MG/KG/DAY | NORMAL | 14 | 9:26 | P | NO SIGNIFICANT CLINICAL OBSERVATIONS |
| | | | | 14 | 12:06 | P | NO SIGNIFICANT CLINICAL OBSERVATIONS |
| | | | | 15 | 9:03 | P | NO SIGNIFICANT CLINICAL OBSERVATIONS |
| | | | | 15 | 10:38 | P | NO SIGNIFICANT CLINICAL OBSERVATIONS |
| | | | | 16 | 8:34 | P | NO SIGNIFICANT CLINICAL OBSERVATIONS |
| | | | | 16 | 10:04 | P | NO SIGNIFICANT CLINICAL OBSERVATIONS |
| | | | | 17 | 8:46 | P | NO SIGNIFICANT CLINICAL OBSERVATIONS |
| | | | | 17 | 10:26 | P | NO SIGNIFICANT CLINICAL OBSERVATIONS |
| | | | | 18 | 6:49 | P | NO SIGNIFICANT CLINICAL OBSERVATIONS |
| | | | | 18 | 8:37 | P | NO SIGNIFICANT CLINICAL OBSERVATIONS |
| | | | | 21 | 9:20 | P | NO SIGNIFICANT CLINICAL OBSERVATIONS |
| | | | | 21 | 11:30 | P | NO SIGNIFICANT CLINICAL OBSERVATIONS |
| | | | | 22 | 7:34 | P | NO SIGNIFICANT CLINICAL OBSERVATIONS |
| | | | | 22 | 9:34 | P | NO SIGNIFICANT CLINICAL OBSERVATIONS |
| | | | | 23 | 7:29 | P | NO SIGNIFICANT CLINICAL OBSERVATIONS |
| | | | | 23 | 9:12 | P | NO SIGNIFICANT CLINICAL OBSERVATIONS |
| | | | | 24 | 8:08 | P | NO SIGNIFICANT CLINICAL OBSERVATIONS |
| | | | | 24 | 9:27 | P | NO SIGNIFICANT CLINICAL OBSERVATIONS |
| | | | | 25 | 7:18 | P | NO SIGNIFICANT CLINICAL OBSERVATIONS |
| | | | | 25 | 9:19 | P | NO SIGNIFICANT CLINICAL OBSERVATIONS |
| | | | | 28 | 9:18 | P | NO SIGNIFICANT CLINICAL OBSERVATIONS |
| | | | | 28 | 11:41 | P | NO SIGNIFICANT CLINICAL OBSERVATIONS |
| | | | | 29 | 7:43 | P | NO SIGNIFICANT CLINICAL OBSERVATIONS |
| | | | | 29 | 9:43 | P | NO SIGNIFICANT CLINICAL OBSERVATIONS |
| | | | | 30 | 7:32 | P | NO SIGNIFICANT CLINICAL OBSERVATIONS |
| | | | | 30 | 9:23 | P | NO SIGNIFICANT CLINICAL OBSERVATIONS |
| | | | | 31 | 7:50 | P | NO SIGNIFICANT CLINICAL OBSERVATIONS |
| | | | | 31 | 9:04 | P | NO SIGNIFICANT CLINICAL OBSERVATIONS |
| | | | | 32 | 7:32 | P | NO SIGNIFICANT CLINICAL OBSERVATIONS |

GRADE CODE: 1 - SLIGHT 2 - MODERATE 3 - SEVERE P - PRESENT

STUDY DAYS: 0 THROUGH 89

| ANIMAL | SEX | GROUP | CATEGORY | STUDY DAY | TIME | GRADE | OBSERVATIONS |
|---|---|---|---|---|---|---|---|
| 10535 | F | 0 MG/KG/DAY | NORMAL | 32 | 9:51 | P | NO SIGNIFICANT CLINICAL OBSERVATIONS |
| | | | | 35 | 9:15 | P | NO SIGNIFICANT CLINICAL OBSERVATIONS |
| | | | | 35 | 11:00 | P | NO SIGNIFICANT CLINICAL OBSERVATIONS |
| | | | | 36 | 8:29 | P | NO SIGNIFICANT CLINICAL OBSERVATIONS |
| | | | | 36 | 10:16 | P | NO SIGNIFICANT CLINICAL OBSERVATIONS |
| | | | | 37 | 8:27 | P | NO SIGNIFICANT CLINICAL OBSERVATIONS |
| | | | | 37 | 10:05 | P | NO SIGNIFICANT CLINICAL OBSERVATIONS |
| | | | | 38 | 8:22 | P | NO SIGNIFICANT CLINICAL OBSERVATIONS |
| | | | | 38 | 10:08 | P | NO SIGNIFICANT CLINICAL OBSERVATIONS |
| | | | | 39 | 7:13 | P | NO SIGNIFICANT CLINICAL OBSERVATIONS |
| | | | | 39 | 9:13 | P | NO SIGNIFICANT CLINICAL OBSERVATIONS |
| | | | | 42 | 10:49 | P | NO SIGNIFICANT CLINICAL OBSERVATIONS |
| | | | | 43 | 8:27 | P | NO SIGNIFICANT CLINICAL OBSERVATIONS |
| | | | | 43 | 10:14 | P | NO SIGNIFICANT CLINICAL OBSERVATIONS |
| | | | | 44 | 7:59 | P | NO SIGNIFICANT CLINICAL OBSERVATIONS |
| | | | | 44 | 9:44 | P | NO SIGNIFICANT CLINICAL OBSERVATIONS |
| | | | | 45 | 8:25 | P | NO SIGNIFICANT CLINICAL OBSERVATIONS |
| | | | | 45 | 9:52 | P | NO SIGNIFICANT CLINICAL OBSERVATIONS |
| | | | | 46 | 6:53 | P | NO SIGNIFICANT CLINICAL OBSERVATIONS |
| | | | | 46 | 8:50 | P | NO SIGNIFICANT CLINICAL OBSERVATIONS |
| | | | | 49 | 9:30 | P | NO SIGNIFICANT CLINICAL OBSERVATIONS |
| | | | | 49 | 12:03 | P | NO SIGNIFICANT CLINICAL OBSERVATIONS |
| | | | | 50 | 8:32 | P | NO SIGNIFICANT CLINICAL OBSERVATIONS |
| | | | | 50 | 10:47 | P | NO SIGNIFICANT CLINICAL OBSERVATIONS |
| | | | | 51 | 7:55 | P | NO SIGNIFICANT CLINICAL OBSERVATIONS |
| | | | | 51 | 9:52 | P | NO SIGNIFICANT CLINICAL OBSERVATIONS |
| | | | | 52 | 9:12 | P | NO SIGNIFICANT CLINICAL OBSERVATIONS |
| | | | | 52 | 11:31 | P | NO SIGNIFICANT CLINICAL OBSERVATIONS |
| | | | | 53 | 6:57 | P | NO SIGNIFICANT CLINICAL OBSERVATIONS |

GRADE CODE: 1 - SLIGHT 2 - MODERATE 3 - SEVERE P - PRESENT

STUDY DAYS: 0 THROUGH 89

| ANIMAL | SEX | GROUP | CATEGORY | STUDY DAY | TIME | GRADE | OBSERVATIONS |
|---|---|---|---|---|---|---|---|
| 10535 | F | 0 MG/KG/DAY | NORMAL | 53 | 9:05 | P | NO SIGNIFICANT CLINICAL OBSERVATIONS |
| | | | | 56 | 8:59 | P | NO SIGNIFICANT CLINICAL OBSERVATIONS |
| | | | | 56 | 10:56 | P | NO SIGNIFICANT CLINICAL OBSERVATIONS |
| | | | | 57 | 9:01 | P | NO SIGNIFICANT CLINICAL OBSERVATIONS |
| | | | | 57 | 10:27 | P | NO SIGNIFICANT CLINICAL OBSERVATIONS |
| | | | | 58 | 7:36 | P | NO SIGNIFICANT CLINICAL OBSERVATIONS |
| | | | | 58 | 9:23 | P | NO SIGNIFICANT CLINICAL OBSERVATIONS |
| | | | | 59 | 7:23 | P | NO SIGNIFICANT CLINICAL OBSERVATIONS |
| | | | | 59 | 9:03 | P | NO SIGNIFICANT CLINICAL OBSERVATIONS |
| | | | | 60 | 7:36 | P | NO SIGNIFICANT CLINICAL OBSERVATIONS |
| | | | | 60 | 9:43 | P | NO SIGNIFICANT CLINICAL OBSERVATIONS |
| | | | | 63 | 11:59 | P | NO SIGNIFICANT CLINICAL OBSERVATIONS |
| | | | | 63 | 14:15 | P | NO SIGNIFICANT CLINICAL OBSERVATIONS |
| | | | | 64 | 8:37 | P | NO SIGNIFICANT CLINICAL OBSERVATIONS |
| | | | | 64 | 10:12 | P | NO SIGNIFICANT CLINICAL OBSERVATIONS |
| | | | | 65 | 8:46 | P | NO SIGNIFICANT CLINICAL OBSERVATIONS |
| | | | | 65 | 10:53 | P | NO SIGNIFICANT CLINICAL OBSERVATIONS |
| | | | | 66 | 8:19 | P | NO SIGNIFICANT CLINICAL OBSERVATIONS |
| | | | | 66 | 9:46 | P | NO SIGNIFICANT CLINICAL OBSERVATIONS |
| | | | | 67 | 7:30 | P | NO SIGNIFICANT CLINICAL OBSERVATIONS |
| | | | | 67 | 9:07 | P | NO SIGNIFICANT CLINICAL OBSERVATIONS |
| | | | | 70 | 8:16 | P | NO SIGNIFICANT CLINICAL OBSERVATIONS |
| | | | | 70 | 10:46 | P | NO SIGNIFICANT CLINICAL OBSERVATIONS |
| | | | | 71 | 8:11 | P | NO SIGNIFICANT CLINICAL OBSERVATIONS |
| | | | | 71 | 9:39 | P | NO SIGNIFICANT CLINICAL OBSERVATIONS |
| | | | | 72 | 7:27 | P | NO SIGNIFICANT CLINICAL OBSERVATIONS |
| | | | | 72 | 9:02 | P | NO SIGNIFICANT CLINICAL OBSERVATIONS |
| | | | | 73 | 7:27 | P | NO SIGNIFICANT CLINICAL OBSERVATIONS |
| | | | | 73 | 9:12 | P | NO SIGNIFICANT CLINICAL OBSERVATIONS |

GRADE CODE: 1 - SLIGHT 2 - MODERATE 3 - SEVERE P - PRESENT

TABLE A3 (DOSING DAY OBSERVATIONS)
A 90-DAY DERMAL STUDY UTILIZING CLARIFIED OILS IN RATS
INDIVIDUAL CLINICAL OBSERVATIONS



STUDY DAYS: 0 THROUGH 89

| ANIMAL | SEX | GROUP | CATEGORY | STUDY DAY | TIME | GRADE | OBSERVATIONS |
|---|---|---|---|---|---|---|---|
| 10535 | F | 0 MG/KG/DAY | NORMAL | 74 | 7:15 | P | NO SIGNIFICANT CLINICAL OBSERVATIONS |
| | | | | 74 | 9:14 | P | NO SIGNIFICANT CLINICAL OBSERVATIONS |
| | | | | 77 | 8:19 | P | NO SIGNIFICANT CLINICAL OBSERVATIONS |
| | | | | 77 | 11:17 | P | NO SIGNIFICANT CLINICAL OBSERVATIONS |
| | | | | 78 | 9:36 | P | NO SIGNIFICANT CLINICAL OBSERVATIONS |
| | | | | 78 | 11:27 | P | NO SIGNIFICANT CLINICAL OBSERVATIONS |
| | | | | 79 | 7:18 | P | NO SIGNIFICANT CLINICAL OBSERVATIONS |
| | | | | 79 | 8:54 | P | NO SIGNIFICANT CLINICAL OBSERVATIONS |
| | | | | 80 | 8:51 | P | NO SIGNIFICANT CLINICAL OBSERVATIONS |
| | | | | 80 | 10:34 | P | NO SIGNIFICANT CLINICAL OBSERVATIONS |
| | | | | 81 | 7:31 | P | NO SIGNIFICANT CLINICAL OBSERVATIONS |
| | | | | 81 | 9:20 | P | NO SIGNIFICANT CLINICAL OBSERVATIONS |
| | | | | 85 | 7:34 | P | NO SIGNIFICANT CLINICAL OBSERVATIONS |
| | | | | 85 | 9:38 | P | NO SIGNIFICANT CLINICAL OBSERVATIONS |
| | | | | 86 | 7:24 | P | NO SIGNIFICANT CLINICAL OBSERVATIONS |
| | | | | 86 | 9:24 | P | NO SIGNIFICANT CLINICAL OBSERVATIONS |
| | | | | 87 | 8:45 | P | NO SIGNIFICANT CLINICAL OBSERVATIONS |
| | | | | 87 | 10:33 | P | NO SIGNIFICANT CLINICAL OBSERVATIONS |
| | | | | 88 | 6:47 | P | NO SIGNIFICANT CLINICAL OBSERVATIONS |
| | | | | 88 | 9:12 | P | NO SIGNIFICANT CLINICAL OBSERVATIONS |
| | | | | 89 | 6:20 | P | NO SIGNIFICANT CLINICAL OBSERVATIONS |
| | | | | 89 | 7:46 | P | NO SIGNIFICANT CLINICAL OBSERVATIONS |
| 10537 | F | 0 MG/KG/DAY | NORMAL | 0 | 10:14 | P | NO SIGNIFICANT CLINICAL OBSERVATIONS |
| | | | | 0 | 12:48 | P | NO SIGNIFICANT CLINICAL OBSERVATIONS |
| | | | | 1 | 7:44 | P | NO SIGNIFICANT CLINICAL OBSERVATIONS |
| | | | | 1 | 9:30 | P | NO SIGNIFICANT CLINICAL OBSERVATIONS |
| | | | | 2 | 9:15 | P | NO SIGNIFICANT CLINICAL OBSERVATIONS |
| | | | | 2 | 10:43 | P | NO SIGNIFICANT CLINICAL OBSERVATIONS |
| | | | | 3 | 9:16 | P | NO SIGNIFICANT CLINICAL OBSERVATIONS |

GRADE CODE: 1 - SLIGHT 2 - MODERATE 3 - SEVERE P - PRESENT

STUDY DAYS: 0 THROUGH 89

| ANIMAL | SEX | GROUP | CATEGORY | STUDY DAY | TIME | GRADE | OBSERVATIONS |
|---|---|---|---|---|---|---|---|
| 10537 | F | 0 MG/KG/DAY | NORMAL | 3 | 11:11 | P | NO SIGNIFICANT CLINICAL OBSERVATIONS |
| | | | | 4 | 6:58 | P | NO SIGNIFICANT CLINICAL OBSERVATIONS |
| | | | | 4 | 8:51 | P | NO SIGNIFICANT CLINICAL OBSERVATIONS |
| | | | | 7 | 9:31 | P | NO SIGNIFICANT CLINICAL OBSERVATIONS |
| | | | | 7 | 11:42 | P | NO SIGNIFICANT CLINICAL OBSERVATIONS |
| | | | | 8 | 8:37 | P | NO SIGNIFICANT CLINICAL OBSERVATIONS |
| | | | | 8 | 10:36 | P | NO SIGNIFICANT CLINICAL OBSERVATIONS |
| | | | | 9 | 9:35 | P | NO SIGNIFICANT CLINICAL OBSERVATIONS |
| | | | | 9 | 11:21 | P | NO SIGNIFICANT CLINICAL OBSERVATIONS |
| | | | | 10 | 8:43 | P | NO SIGNIFICANT CLINICAL OBSERVATIONS |
| | | | | 10 | 10:16 | P | NO SIGNIFICANT CLINICAL OBSERVATIONS |
| | | | | 11 | 7:01 | P | NO SIGNIFICANT CLINICAL OBSERVATIONS |
| | | | | 11 | 9:17 | P | NO SIGNIFICANT CLINICAL OBSERVATIONS |
| | | | | 14 | 9:26 | P | NO SIGNIFICANT CLINICAL OBSERVATIONS |
| | | | | 14 | 12:07 | P | NO SIGNIFICANT CLINICAL OBSERVATIONS |
| | | | | 15 | 9:03 | P | NO SIGNIFICANT CLINICAL OBSERVATIONS |
| | | | | 15 | 10:38 | P | NO SIGNIFICANT CLINICAL OBSERVATIONS |
| | | | | 16 | 8:35 | P | NO SIGNIFICANT CLINICAL OBSERVATIONS |
| | | | | 16 | 10:04 | P | NO SIGNIFICANT CLINICAL OBSERVATIONS |
| | | | | 17 | 8:46 | P | NO SIGNIFICANT CLINICAL OBSERVATIONS |
| | | | | 17 | 10:26 | P | NO SIGNIFICANT CLINICAL OBSERVATIONS |
| | | | | 18 | 6:50 | P | NO SIGNIFICANT CLINICAL OBSERVATIONS |
| | | | | 18 | 8:37 | P | NO SIGNIFICANT CLINICAL OBSERVATIONS |
| | | | | 21 | 9:20 | P | NO SIGNIFICANT CLINICAL OBSERVATIONS |
| | | | | 21 | 11:30 | P | NO SIGNIFICANT CLINICAL OBSERVATIONS |
| | | | | 22 | 7:34 | P | NO SIGNIFICANT CLINICAL OBSERVATIONS |
| | | | | 22 | 9:35 | P | NO SIGNIFICANT CLINICAL OBSERVATIONS |
| | | | | 23 | 7:29 | P | NO SIGNIFICANT CLINICAL OBSERVATIONS |
| | | | | 23 | 9:12 | P | NO SIGNIFICANT CLINICAL OBSERVATIONS |

GRADE CODE: 1 - SLIGHT 2 - MODERATE 3 - SEVERE P - PRESENT

STUDY DAYS: 0 THROUGH 89

| ANIMAL | SEX | GROUP | CATEGORY | STUDY DAY | TIME | GRADE | OBSERVATIONS |
|---|---|---|---|---|---|---|---|
| 10537 | F | 0 MG/KG/DAY | NORMAL | 24 | 8:08 | P | NO SIGNIFICANT CLINICAL OBSERVATIONS |
| | | | | 24 | 9:27 | P | NO SIGNIFICANT CLINICAL OBSERVATIONS |
| | | | | 25 | 7:18 | P | NO SIGNIFICANT CLINICAL OBSERVATIONS |
| | | | | 25 | 9:19 | P | NO SIGNIFICANT CLINICAL OBSERVATIONS |
| | | | | 28 | 9:18 | P | NO SIGNIFICANT CLINICAL OBSERVATIONS |
| | | | | 28 | 11:41 | P | NO SIGNIFICANT CLINICAL OBSERVATIONS |
| | | | | 29 | 7:43 | P | NO SIGNIFICANT CLINICAL OBSERVATIONS |
| | | | | 29 | 9:43 | P | NO SIGNIFICANT CLINICAL OBSERVATIONS |
| | | | | 30 | 7:32 | P | NO SIGNIFICANT CLINICAL OBSERVATIONS |
| | | | | 30 | 9:23 | P | NO SIGNIFICANT CLINICAL OBSERVATIONS |
| | | | | 31 | 7:50 | P | NO SIGNIFICANT CLINICAL OBSERVATIONS |
| | | | | 31 | 9:05 | P | NO SIGNIFICANT CLINICAL OBSERVATIONS |
| | | | | 32 | 7:28 | P | NO SIGNIFICANT CLINICAL OBSERVATIONS |
| | | | | 32 | 9:51 | P | NO SIGNIFICANT CLINICAL OBSERVATIONS |
| | | | | 35 | 9:15 | P | NO SIGNIFICANT CLINICAL OBSERVATIONS |
| | | | | 35 | 11:00 | P | NO SIGNIFICANT CLINICAL OBSERVATIONS |
| | | | | 36 | 8:30 | P | NO SIGNIFICANT CLINICAL OBSERVATIONS |
| | | | | 36 | 10:16 | P | NO SIGNIFICANT CLINICAL OBSERVATIONS |
| | | | | 37 | 8:27 | P | NO SIGNIFICANT CLINICAL OBSERVATIONS |
| | | | | 37 | 10:05 | P | NO SIGNIFICANT CLINICAL OBSERVATIONS |
| | | | | 38 | 8:22 | P | NO SIGNIFICANT CLINICAL OBSERVATIONS |
| | | | | 38 | 10:08 | P | NO SIGNIFICANT CLINICAL OBSERVATIONS |
| | | | | 39 | 7:13 | P | NO SIGNIFICANT CLINICAL OBSERVATIONS |
| | | | | 39 | 9:13 | P | NO SIGNIFICANT CLINICAL OBSERVATIONS |
| | | | | 42 | 10:49 | P | NO SIGNIFICANT CLINICAL OBSERVATIONS |
| | | | | 43 | 8:28 | P | NO SIGNIFICANT CLINICAL OBSERVATIONS |
| | | | | 43 | 10:14 | P | NO SIGNIFICANT CLINICAL OBSERVATIONS |
| | | | | 44 | 8:00 | P | NO SIGNIFICANT CLINICAL OBSERVATIONS |
| | | | | 44 | 9:44 | P | NO SIGNIFICANT CLINICAL OBSERVATIONS |

GRADE CODE: 1 - SLIGHT 2 - MODERATE 3 - SEVERE P - PRESENT

STUDY DAYS: 0 THROUGH 89

| ANIMAL | SEX | GROUP | CATEGORY | STUDY DAY | TIME | GRADE | OBSERVATIONS |
|---|---|---|---|---|---|---|---|
| 10537 | F | 0 MG/KG/DAY | NORMAL | 45 | 8:25 | P | NO SIGNIFICANT CLINICAL OBSERVATIONS |
| | | | | 45 | 9:52 | P | NO SIGNIFICANT CLINICAL OBSERVATIONS |
| | | | | 46 | 6:53 | P | NO SIGNIFICANT CLINICAL OBSERVATIONS |
| | | | | 46 | 8:50 | P | NO SIGNIFICANT CLINICAL OBSERVATIONS |
| | | | | 49 | 9:30 | P | NO SIGNIFICANT CLINICAL OBSERVATIONS |
| | | | | 49 | 12:03 | P | NO SIGNIFICANT CLINICAL OBSERVATIONS |
| | | | | 50 | 8:32 | P | NO SIGNIFICANT CLINICAL OBSERVATIONS |
| | | | | 50 | 10:47 | P | NO SIGNIFICANT CLINICAL OBSERVATIONS |
| | | | | 51 | 7:55 | P | NO SIGNIFICANT CLINICAL OBSERVATIONS |
| | | | | 51 | 9:52 | P | NO SIGNIFICANT CLINICAL OBSERVATIONS |
| | | | | 52 | 9:12 | P | NO SIGNIFICANT CLINICAL OBSERVATIONS |
| | | | | 52 | 11:31 | P | NO SIGNIFICANT CLINICAL OBSERVATIONS |
| | | | | 53 | 6:57 | P | NO SIGNIFICANT CLINICAL OBSERVATIONS |
| | | | | 53 | 9:05 | P | NO SIGNIFICANT CLINICAL OBSERVATIONS |
| | | | | 56 | 8:59 | P | NO SIGNIFICANT CLINICAL OBSERVATIONS |
| | | | | 56 | 10:56 | P | NO SIGNIFICANT CLINICAL OBSERVATIONS |
| | | | | 57 | 9:01 | P | NO SIGNIFICANT CLINICAL OBSERVATIONS |
| | | | | 57 | 10:27 | P | NO SIGNIFICANT CLINICAL OBSERVATIONS |
| | | | | 58 | 7:37 | P | NO SIGNIFICANT CLINICAL OBSERVATIONS |
| | | | | 58 | 9:23 | P | NO SIGNIFICANT CLINICAL OBSERVATIONS |
| | | | | 59 | 7:23 | P | NO SIGNIFICANT CLINICAL OBSERVATIONS |
| | | | | 59 | 9:03 | P | NO SIGNIFICANT CLINICAL OBSERVATIONS |
| | | | | 60 | 7:37 | P | NO SIGNIFICANT CLINICAL OBSERVATIONS |
| | | | | 60 | 9:43 | P | NO SIGNIFICANT CLINICAL OBSERVATIONS |
| | | | | 63 | 11:59 | P | NO SIGNIFICANT CLINICAL OBSERVATIONS |
| | | | | 63 | 14:16 | P | NO SIGNIFICANT CLINICAL OBSERVATIONS |
| | | | | 64 | 8:38 | P | NO SIGNIFICANT CLINICAL OBSERVATIONS |
| | | | | 64 | 10:12 | P | NO SIGNIFICANT CLINICAL OBSERVATIONS |
| | | | | 65 | 8:46 | P | NO SIGNIFICANT CLINICAL OBSERVATIONS |

GRADE CODE: 1 - SLIGHT 2 - MODERATE 3 - SEVERE P - PRESENT

STUDY DAYS: 0 THROUGH 89

| ANIMAL | SEX | GROUP | CATEGORY | STUDY DAY | TIME | GRADE | OBSERVATIONS |
|---|---|---|---|---|---|---|---|
| 10537 | F | 0 MG/KG/DAY | NORMAL | 65 | 10:53 | P | NO SIGNIFICANT CLINICAL OBSERVATIONS |
| | | | | 66 | 8:20 | P | NO SIGNIFICANT CLINICAL OBSERVATIONS |
| | | | | 66 | 9:46 | P | NO SIGNIFICANT CLINICAL OBSERVATIONS |
| | | | | 67 | 7:30 | P | NO SIGNIFICANT CLINICAL OBSERVATIONS |
| | | | | 67 | 9:07 | P | NO SIGNIFICANT CLINICAL OBSERVATIONS |
| | | | | 70 | 8:16 | P | NO SIGNIFICANT CLINICAL OBSERVATIONS |
| | | | | 70 | 10:46 | P | NO SIGNIFICANT CLINICAL OBSERVATIONS |
| | | | | 71 | 8:11 | P | NO SIGNIFICANT CLINICAL OBSERVATIONS |
| | | | | 71 | 9:39 | P | NO SIGNIFICANT CLINICAL OBSERVATIONS |
| | | | | 72 | 7:28 | P | NO SIGNIFICANT CLINICAL OBSERVATIONS |
| | | | | 72 | 9:02 | P | NO SIGNIFICANT CLINICAL OBSERVATIONS |
| | | | | 73 | 7:28 | P | NO SIGNIFICANT CLINICAL OBSERVATIONS |
| | | | | 73 | 9:12 | P | NO SIGNIFICANT CLINICAL OBSERVATIONS |
| | | | | 74 | 7:15 | P | NO SIGNIFICANT CLINICAL OBSERVATIONS |
| | | | | 74 | 9:14 | P | NO SIGNIFICANT CLINICAL OBSERVATIONS |
| | | | | 77 | 8:20 | P | NO SIGNIFICANT CLINICAL OBSERVATIONS |
| | | | | 77 | 11:17 | P | NO SIGNIFICANT CLINICAL OBSERVATIONS |
| | | | | 78 | 9:36 | P | NO SIGNIFICANT CLINICAL OBSERVATIONS |
| | | | | 78 | 11:27 | P | NO SIGNIFICANT CLINICAL OBSERVATIONS |
| | | | | 79 | 7:18 | P | NO SIGNIFICANT CLINICAL OBSERVATIONS |
| | | | | 79 | 8:54 | P | NO SIGNIFICANT CLINICAL OBSERVATIONS |
| | | | | 80 | 8:51 | P | NO SIGNIFICANT CLINICAL OBSERVATIONS |
| | | | | 80 | 10:34 | P | NO SIGNIFICANT CLINICAL OBSERVATIONS |
| | | | | 81 | 7:31 | P | NO SIGNIFICANT CLINICAL OBSERVATIONS |
| | | | | 81 | 9:21 | P | NO SIGNIFICANT CLINICAL OBSERVATIONS |
| | | | | 85 | 7:35 | P | NO SIGNIFICANT CLINICAL OBSERVATIONS |
| | | | | 85 | 9:38 | P | NO SIGNIFICANT CLINICAL OBSERVATIONS |
| | | | | 86 | 7:24 | P | NO SIGNIFICANT CLINICAL OBSERVATIONS |
| | | | | 86 | 9:24 | P | NO SIGNIFICANT CLINICAL OBSERVATIONS |

GRADE CODE: 1 - SLIGHT 2 - MODERATE 3 - SEVERE P - PRESENT

TABLE A3 (DOSING DAY OBSERVATIONS)
A 90-DAY DERMAL STUDY UTILIZING CLARIFIED OILS IN RATS
INDIVIDUAL CLINICAL OBSERVATIONS



STUDY DAYS: 0 THROUGH 89

| ANIMAL | SEX | GROUP | CATEGORY | STUDY DAY | TIME | GRADE | OBSERVATIONS |
|---|---|---|---|---|---|---|---|
| 10537 | F | 0 MG/KG/DAY | NORMAL | 87 | 8:45 | P | NO SIGNIFICANT CLINICAL OBSERVATIONS |
| | | | | 87 | 10:33 | P | NO SIGNIFICANT CLINICAL OBSERVATIONS |
| | | | | 88 | 6:47 | P | NO SIGNIFICANT CLINICAL OBSERVATIONS |
| | | | | 88 | 9:12 | P | NO SIGNIFICANT CLINICAL OBSERVATIONS |
| | | | | 89 | 6:20 | P | NO SIGNIFICANT CLINICAL OBSERVATIONS |
| | | | | 89 | 7:46 | P | NO SIGNIFICANT CLINICAL OBSERVATIONS |
| 10479 | F | 5 MG/KG/DAY | NORMAL | 0 | 10:20 | P | NO SIGNIFICANT CLINICAL OBSERVATIONS |
| | | | | 0 | 12:49 | P | NO SIGNIFICANT CLINICAL OBSERVATIONS |
| | | | | 1 | 7:46 | P | NO SIGNIFICANT CLINICAL OBSERVATIONS |
| | | | | 1 | 9:32 | P | NO SIGNIFICANT CLINICAL OBSERVATIONS |
| | | | | 2 | 9:17 | P | NO SIGNIFICANT CLINICAL OBSERVATIONS |
| | | | | 2 | 11:15 | P | NO SIGNIFICANT CLINICAL OBSERVATIONS |
| | | | | 3 | 9:18 | P | NO SIGNIFICANT CLINICAL OBSERVATIONS |
| | | | | 3 | 11:14 | P | NO SIGNIFICANT CLINICAL OBSERVATIONS |
| | | | | 4 | 7:00 | P | NO SIGNIFICANT CLINICAL OBSERVATIONS |
| | | | | 4 | 8:53 | P | NO SIGNIFICANT CLINICAL OBSERVATIONS |
| | | | | 7 | 9:36 | P | NO SIGNIFICANT CLINICAL OBSERVATIONS |
| | | | | 7 | 11:44 | P | NO SIGNIFICANT CLINICAL OBSERVATIONS |
| | | | | 8 | 8:40 | P | NO SIGNIFICANT CLINICAL OBSERVATIONS |
| | | | | 8 | 10:38 | P | NO SIGNIFICANT CLINICAL OBSERVATIONS |
| | | | | 9 | 9:39 | P | NO SIGNIFICANT CLINICAL OBSERVATIONS |
| | | | | 9 | 11:22 | P | NO SIGNIFICANT CLINICAL OBSERVATIONS |
| | | | | 10 | 8:45 | P | NO SIGNIFICANT CLINICAL OBSERVATIONS |
| | | | | 10 | 10:18 | P | NO SIGNIFICANT CLINICAL OBSERVATIONS |
| | | | | 11 | 7:03 | P | NO SIGNIFICANT CLINICAL OBSERVATIONS |
| | | | | 11 | 9:19 | P | NO SIGNIFICANT CLINICAL OBSERVATIONS |
| | | | | 14 | 9:29 | P | NO SIGNIFICANT CLINICAL OBSERVATIONS |
| | | | | 14 | 12:09 | P | NO SIGNIFICANT CLINICAL OBSERVATIONS |
| | | | | 15 | 9:04 | P | NO SIGNIFICANT CLINICAL OBSERVATIONS |

GRADE CODE: 1 - SLIGHT 2 - MODERATE 3 - SEVERE P - PRESENT

STUDY DAYS: 0 THROUGH 89

| ANIMAL | SEX | GROUP | CATEGORY | STUDY DAY | TIME | GRADE | OBSERVATIONS |
|---|---|---|---|---|---|---|---|
| 10479 | F | 5 MG/KG/DAY | NORMAL | 15 | 10:40 | P | NO SIGNIFICANT CLINICAL OBSERVATIONS |
| | | | | 16 | 8:37 | P | NO SIGNIFICANT CLINICAL OBSERVATIONS |
| | | | | 16 | 10:06 | P | NO SIGNIFICANT CLINICAL OBSERVATIONS |
| | | | | 17 | 8:48 | P | NO SIGNIFICANT CLINICAL OBSERVATIONS |
| | | | | 17 | 10:27 | P | NO SIGNIFICANT CLINICAL OBSERVATIONS |
| | | | | 18 | 6:53 | P | NO SIGNIFICANT CLINICAL OBSERVATIONS |
| | | | | 18 | 8:57 | P | NO SIGNIFICANT CLINICAL OBSERVATIONS |
| | | | | 21 | 9:24 | P | NO SIGNIFICANT CLINICAL OBSERVATIONS |
| | | | | 21 | 11:33 | P | NO SIGNIFICANT CLINICAL OBSERVATIONS |
| | | | | 22 | 7:36 | P | NO SIGNIFICANT CLINICAL OBSERVATIONS |
| | | | | 22 | 9:37 | P | NO SIGNIFICANT CLINICAL OBSERVATIONS |
| | | | | 23 | 7:26 | P | NO SIGNIFICANT CLINICAL OBSERVATIONS |
| | | | | 23 | 9:14 | P | NO SIGNIFICANT CLINICAL OBSERVATIONS |
| | | | | 24 | 8:10 | P | NO SIGNIFICANT CLINICAL OBSERVATIONS |
| | | | | 24 | 9:29 | P | NO SIGNIFICANT CLINICAL OBSERVATIONS |
| | | | | 25 | 7:20 | P | NO SIGNIFICANT CLINICAL OBSERVATIONS |
| | | | | 25 | 9:21 | P | NO SIGNIFICANT CLINICAL OBSERVATIONS |
| | | | | 28 | 9:20 | P | NO SIGNIFICANT CLINICAL OBSERVATIONS |
| | | | | 28 | 11:43 | P | NO SIGNIFICANT CLINICAL OBSERVATIONS |
| | | | | 29 | 7:45 | P | NO SIGNIFICANT CLINICAL OBSERVATIONS |
| | | | | 29 | 9:45 | P | NO SIGNIFICANT CLINICAL OBSERVATIONS |
| | | | | 30 | 7:34 | P | NO SIGNIFICANT CLINICAL OBSERVATIONS |
| | | | | 30 | 9:25 | P | NO SIGNIFICANT CLINICAL OBSERVATIONS |
| | | | | 31 | 7:51 | P | NO SIGNIFICANT CLINICAL OBSERVATIONS |
| | | | | 31 | 9:06 | P | NO SIGNIFICANT CLINICAL OBSERVATIONS |
| | | | | 32 | 7:30 | P | NO SIGNIFICANT CLINICAL OBSERVATIONS |
| | | | | 32 | 9:55 | P | NO SIGNIFICANT CLINICAL OBSERVATIONS |
| | | | | 35 | 9:16 | P | NO SIGNIFICANT CLINICAL OBSERVATIONS |
| | | | | 35 | 11:02 | P | NO SIGNIFICANT CLINICAL OBSERVATIONS |

GRADE CODE: 1 - SLIGHT 2 - MODERATE 3 - SEVERE P - PRESENT

STUDY DAYS: 0 THROUGH 89

| ANIMAL | SEX | GROUP | CATEGORY | STUDY DAY | TIME | GRADE | OBSERVATIONS |
|---|---|---|---|---|---|---|---|
| 10479 | F | 5 MG/KG/DAY | NORMAL | 36 | 8:31 | P | NO SIGNIFICANT CLINICAL OBSERVATIONS |
| | | | | 36 | 10:17 | P | NO SIGNIFICANT CLINICAL OBSERVATIONS |
| | | | | 37 | 8:29 | P | NO SIGNIFICANT CLINICAL OBSERVATIONS |
| | | | | 37 | 10:07 | P | NO SIGNIFICANT CLINICAL OBSERVATIONS |
| | | | | 38 | 8:25 | P | NO SIGNIFICANT CLINICAL OBSERVATIONS |
| | | | | 38 | 10:09 | P | NO SIGNIFICANT CLINICAL OBSERVATIONS |
| | | | | 39 | 7:14 | P | NO SIGNIFICANT CLINICAL OBSERVATIONS |
| | | | | 39 | 9:15 | P | NO SIGNIFICANT CLINICAL OBSERVATIONS |
| | | | | 42 | 10:51 | P | NO SIGNIFICANT CLINICAL OBSERVATIONS |
| | | | | 43 | 8:29 | P | NO SIGNIFICANT CLINICAL OBSERVATIONS |
| | | | | 43 | 10:16 | P | NO SIGNIFICANT CLINICAL OBSERVATIONS |
| | | | | 44 | 8:01 | P | NO SIGNIFICANT CLINICAL OBSERVATIONS |
| | | | | 44 | 9:46 | P | NO SIGNIFICANT CLINICAL OBSERVATIONS |
| | | | | 45 | 8:26 | P | NO SIGNIFICANT CLINICAL OBSERVATIONS |
| | | | | 45 | 9:56 | P | NO SIGNIFICANT CLINICAL OBSERVATIONS |
| | | | | 46 | 6:55 | P | NO SIGNIFICANT CLINICAL OBSERVATIONS |
| | | | | 46 | 8:52 | P | NO SIGNIFICANT CLINICAL OBSERVATIONS |
| | | | | 49 | 9:33 | P | NO SIGNIFICANT CLINICAL OBSERVATIONS |
| | | | | 49 | 12:04 | P | NO SIGNIFICANT CLINICAL OBSERVATIONS |
| | | | | 50 | 8:34 | P | NO SIGNIFICANT CLINICAL OBSERVATIONS |
| | | | | 50 | 10:48 | P | NO SIGNIFICANT CLINICAL OBSERVATIONS |
| | | | | 51 | 7:57 | P | NO SIGNIFICANT CLINICAL OBSERVATIONS |
| | | | | 51 | 9:53 | P | NO SIGNIFICANT CLINICAL OBSERVATIONS |
| | | | | 52 | 9:14 | P | NO SIGNIFICANT CLINICAL OBSERVATIONS |
| | | | | 52 | 11:33 | P | NO SIGNIFICANT CLINICAL OBSERVATIONS |
| | | | | 53 | 7:00 | P | NO SIGNIFICANT CLINICAL OBSERVATIONS |
| | | | | 53 | 9:06 | P | NO SIGNIFICANT CLINICAL OBSERVATIONS |
| | | | | 56 | 9:01 | P | NO SIGNIFICANT CLINICAL OBSERVATIONS |
| | | | | 56 | 10:58 | P | NO SIGNIFICANT CLINICAL OBSERVATIONS |

GRADE CODE: 1 - SLIGHT 2 - MODERATE 3 - SEVERE P - PRESENT

STUDY DAYS: 0 THROUGH 89

| ANIMAL | SEX | GROUP | CATEGORY | STUDY DAY | TIME | GRADE | OBSERVATIONS |
|---|---|---|---|---|---|---|---|
| 10479 | F | 5 MG/KG/DAY | NORMAL | 57 | 9:04 | P | NO SIGNIFICANT CLINICAL OBSERVATIONS |
| | | | | 57 | 10:29 | P | NO SIGNIFICANT CLINICAL OBSERVATIONS |
| | | | | 58 | 7:39 | P | NO SIGNIFICANT CLINICAL OBSERVATIONS |
| | | | | 58 | 9:24 | P | NO SIGNIFICANT CLINICAL OBSERVATIONS |
| | | | | 59 | 7:24 | P | NO SIGNIFICANT CLINICAL OBSERVATIONS |
| | | | | 59 | 9:04 | P | NO SIGNIFICANT CLINICAL OBSERVATIONS |
| | | | | 60 | 7:39 | P | NO SIGNIFICANT CLINICAL OBSERVATIONS |
| | | | | 60 | 9:45 | P | NO SIGNIFICANT CLINICAL OBSERVATIONS |
| | | | | 63 | 12:01 | P | NO SIGNIFICANT CLINICAL OBSERVATIONS |
| | | | | 63 | 14:17 | P | NO SIGNIFICANT CLINICAL OBSERVATIONS |
| | | | | 64 | 8:40 | P | NO SIGNIFICANT CLINICAL OBSERVATIONS |
| | | | | 64 | 10:14 | P | NO SIGNIFICANT CLINICAL OBSERVATIONS |
| | | | | 65 | 8:48 | P | NO SIGNIFICANT CLINICAL OBSERVATIONS |
| | | | | 65 | 10:54 | P | NO SIGNIFICANT CLINICAL OBSERVATIONS |
| | | | | 66 | 8:21 | P | NO SIGNIFICANT CLINICAL OBSERVATIONS |
| | | | | 66 | 9:48 | P | NO SIGNIFICANT CLINICAL OBSERVATIONS |
| | | | | 67 | 7:32 | P | NO SIGNIFICANT CLINICAL OBSERVATIONS |
| | | | | 67 | 9:09 | P | NO SIGNIFICANT CLINICAL OBSERVATIONS |
| | | | | 70 | 8:17 | P | NO SIGNIFICANT CLINICAL OBSERVATIONS |
| | | | | 70 | 10:47 | P | NO SIGNIFICANT CLINICAL OBSERVATIONS |
| | | | | 71 | 8:13 | P | NO SIGNIFICANT CLINICAL OBSERVATIONS |
| | | | | 71 | 9:42 | P | NO SIGNIFICANT CLINICAL OBSERVATIONS |
| | | | | 72 | 7:29 | P | NO SIGNIFICANT CLINICAL OBSERVATIONS |
| | | | | 72 | 9:04 | P | NO SIGNIFICANT CLINICAL OBSERVATIONS |
| | | | | 73 | 7:30 | P | NO SIGNIFICANT CLINICAL OBSERVATIONS |
| | | | | 73 | 9:15 | P | NO SIGNIFICANT CLINICAL OBSERVATIONS |
| | | | | 74 | 7:17 | P | NO SIGNIFICANT CLINICAL OBSERVATIONS |
| | | | | 74 | 9:20 | P | NO SIGNIFICANT CLINICAL OBSERVATIONS |
| | | | | 77 | 8:23 | P | NO SIGNIFICANT CLINICAL OBSERVATIONS |

GRADE CODE: 1 - SLIGHT 2 - MODERATE 3 - SEVERE P - PRESENT

STUDY DAYS: 0 THROUGH 89

| ANIMAL | SEX | GROUP | CATEGORY | STUDY DAY | TIME | GRADE | OBSERVATIONS |
|---|---|---|---|---|---|---|---|
| 10479 | F | 5 MG/KG/DAY | NORMAL | 77 | 11:24 | P | NO SIGNIFICANT CLINICAL OBSERVATIONS |
| | | | | 78 | 9:38 | P | NO SIGNIFICANT CLINICAL OBSERVATIONS |
| | | | | 78 | 11:30 | P | NO SIGNIFICANT CLINICAL OBSERVATIONS |
| | | | | 79 | 7:20 | P | NO SIGNIFICANT CLINICAL OBSERVATIONS |
| | | | | 79 | 8:56 | P | NO SIGNIFICANT CLINICAL OBSERVATIONS |
| | | | | 80 | 8:53 | P | NO SIGNIFICANT CLINICAL OBSERVATIONS |
| | | | | 80 | 10:36 | P | NO SIGNIFICANT CLINICAL OBSERVATIONS |
| | | | | 81 | 7:32 | P | NO SIGNIFICANT CLINICAL OBSERVATIONS |
| | | | | 81 | 9:23 | P | NO SIGNIFICANT CLINICAL OBSERVATIONS |
| | | | | 84 | 9:01 | P | NO SIGNIFICANT CLINICAL OBSERVATIONS |
| | | | | 84 | 10:52 | P | NO SIGNIFICANT CLINICAL OBSERVATIONS |
| | | | | 85 | 7:37 | P | NO SIGNIFICANT CLINICAL OBSERVATIONS |
| | | | | 85 | 9:40 | P | NO SIGNIFICANT CLINICAL OBSERVATIONS |
| | | | | 86 | 7:26 | P | NO SIGNIFICANT CLINICAL OBSERVATIONS |
| | | | | 86 | 9:26 | P | NO SIGNIFICANT CLINICAL OBSERVATIONS |
| | | | | 87 | 8:46 | P | NO SIGNIFICANT CLINICAL OBSERVATIONS |
| | | | | 87 | 10:37 | P | NO SIGNIFICANT CLINICAL OBSERVATIONS |
| | | | | 88 | 6:50 | P | NO SIGNIFICANT CLINICAL OBSERVATIONS |
| | | | | 88 | 9:13 | P | NO SIGNIFICANT CLINICAL OBSERVATIONS |
| 10482 | F | 5 MG/KG/DAY | NORMAL | 0 | 10:20 | P | NO SIGNIFICANT CLINICAL OBSERVATIONS |
| | | | | 0 | 12:49 | P | NO SIGNIFICANT CLINICAL OBSERVATIONS |
| | | | | 1 | 7:46 | P | NO SIGNIFICANT CLINICAL OBSERVATIONS |
| | | | | 1 | 9:32 | P | NO SIGNIFICANT CLINICAL OBSERVATIONS |
| | | | | 2 | 9:18 | P | NO SIGNIFICANT CLINICAL OBSERVATIONS |
| | | | | 2 | 11:15 | P | NO SIGNIFICANT CLINICAL OBSERVATIONS |
| | | | | 3 | 9:19 | P | NO SIGNIFICANT CLINICAL OBSERVATIONS |
| | | | | 3 | 11:14 | P | NO SIGNIFICANT CLINICAL OBSERVATIONS |
| | | | | 4 | 7:00 | P | NO SIGNIFICANT CLINICAL OBSERVATIONS |
| | | | | 4 | 8:53 | P | NO SIGNIFICANT CLINICAL OBSERVATIONS |

GRADE CODE: 1 - SLIGHT 2 - MODERATE 3 - SEVERE P - PRESENT

TABLE A3 (DOSING DAY OBSERVATIONS)
A 90-DAY DERMAL STUDY UTILIZING CLARIFIED OILS IN RATS
INDIVIDUAL CLINICAL OBSERVATIONS



STUDY DAYS: 0 THROUGH 89

| ANIMAL | SEX | GROUP | CATEGORY | STUDY DAY | TIME | GRADE | OBSERVATIONS |
|---|---|---|---|---|---|---|---|
| 10482 | F | 5 MG/KG/DAY | NORMAL | 7 | 9:36 | P | NO SIGNIFICANT CLINICAL OBSERVATIONS |
| | | | | 7 | 11:44 | P | NO SIGNIFICANT CLINICAL OBSERVATIONS |
| | | | | 8 | 8:40 | P | NO SIGNIFICANT CLINICAL OBSERVATIONS |
| | | | | 8 | 10:38 | P | NO SIGNIFICANT CLINICAL OBSERVATIONS |
| | | | | 9 | 9:39 | P | NO SIGNIFICANT CLINICAL OBSERVATIONS |
| | | | | 9 | 11:23 | P | NO SIGNIFICANT CLINICAL OBSERVATIONS |
| | | | | 10 | 8:45 | P | NO SIGNIFICANT CLINICAL OBSERVATIONS |
| | | | | 10 | 10:18 | P | NO SIGNIFICANT CLINICAL OBSERVATIONS |
| | | | | 11 | 7:03 | P | NO SIGNIFICANT CLINICAL OBSERVATIONS |
| | | | | 11 | 9:19 | P | NO SIGNIFICANT CLINICAL OBSERVATIONS |
| | | | | 14 | 9:29 | P | NO SIGNIFICANT CLINICAL OBSERVATIONS |
| | | | | 14 | 12:09 | P | NO SIGNIFICANT CLINICAL OBSERVATIONS |
| | | | | 15 | 9:04 | P | NO SIGNIFICANT CLINICAL OBSERVATIONS |
| | | | | 15 | 10:40 | P | NO SIGNIFICANT CLINICAL OBSERVATIONS |
| | | | | 16 | 8:37 | P | NO SIGNIFICANT CLINICAL OBSERVATIONS |
| | | | | 16 | 10:06 | P | NO SIGNIFICANT CLINICAL OBSERVATIONS |
| | | | | 17 | 8:48 | P | NO SIGNIFICANT CLINICAL OBSERVATIONS |
| | | | | 17 | 10:27 | P | NO SIGNIFICANT CLINICAL OBSERVATIONS |
| | | | | 18 | 6:53 | P | NO SIGNIFICANT CLINICAL OBSERVATIONS |
| | | | | 18 | 8:57 | P | NO SIGNIFICANT CLINICAL OBSERVATIONS |
| | | | | 21 | 9:24 | P | NO SIGNIFICANT CLINICAL OBSERVATIONS |
| | | | | 21 | 11:33 | P | NO SIGNIFICANT CLINICAL OBSERVATIONS |
| | | | | 22 | 7:36 | P | NO SIGNIFICANT CLINICAL OBSERVATIONS |
| | | | | 22 | 9:37 | P | NO SIGNIFICANT CLINICAL OBSERVATIONS |
| | | | | 23 | 7:26 | P | NO SIGNIFICANT CLINICAL OBSERVATIONS |
| | | | | 23 | 9:14 | P | NO SIGNIFICANT CLINICAL OBSERVATIONS |
| | | | | 24 | 8:10 | P | NO SIGNIFICANT CLINICAL OBSERVATIONS |
| | | | | 24 | 9:29 | P | NO SIGNIFICANT CLINICAL OBSERVATIONS |
| | | | | 25 | 7:20 | P | NO SIGNIFICANT CLINICAL OBSERVATIONS |

GRADE CODE: 1 - SLIGHT 2 - MODERATE 3 - SEVERE P - PRESENT

STUDY DAYS: 0 THROUGH 89

| ANIMAL | SEX | GROUP | CATEGORY | STUDY DAY | TIME | GRADE | OBSERVATIONS |
|---|---|---|---|---|---|---|---|
| 10482 | F | 5 MG/KG/DAY | NORMAL | 25 | 9:21 | P | NO SIGNIFICANT CLINICAL OBSERVATIONS |
| | | | | 28 | 9:20 | P | NO SIGNIFICANT CLINICAL OBSERVATIONS |
| | | | | 28 | 11:43 | P | NO SIGNIFICANT CLINICAL OBSERVATIONS |
| | | | | 29 | 7:45 | P | NO SIGNIFICANT CLINICAL OBSERVATIONS |
| | | | | 29 | 9:45 | P | NO SIGNIFICANT CLINICAL OBSERVATIONS |
| | | | | 30 | 7:34 | P | NO SIGNIFICANT CLINICAL OBSERVATIONS |
| | | | | 30 | 9:25 | P | NO SIGNIFICANT CLINICAL OBSERVATIONS |
| | | | | 31 | 7:51 | P | NO SIGNIFICANT CLINICAL OBSERVATIONS |
| | | | | 31 | 9:06 | P | NO SIGNIFICANT CLINICAL OBSERVATIONS |
| | | | | 32 | 7:30 | P | NO SIGNIFICANT CLINICAL OBSERVATIONS |
| | | | | 32 | 9:55 | P | NO SIGNIFICANT CLINICAL OBSERVATIONS |
| | | | | 35 | 9:16 | P | NO SIGNIFICANT CLINICAL OBSERVATIONS |
| | | | | 35 | 11:02 | P | NO SIGNIFICANT CLINICAL OBSERVATIONS |
| | | | | 36 | 8:31 | P | NO SIGNIFICANT CLINICAL OBSERVATIONS |
| | | | | 36 | 10:17 | P | NO SIGNIFICANT CLINICAL OBSERVATIONS |
| | | | | 37 | 8:29 | P | NO SIGNIFICANT CLINICAL OBSERVATIONS |
| | | | | 37 | 10:07 | P | NO SIGNIFICANT CLINICAL OBSERVATIONS |
| | | | | 38 | 8:25 | P | NO SIGNIFICANT CLINICAL OBSERVATIONS |
| | | | | 38 | 10:09 | P | NO SIGNIFICANT CLINICAL OBSERVATIONS |
| | | | | 39 | 7:14 | P | NO SIGNIFICANT CLINICAL OBSERVATIONS |
| | | | | 39 | 9:15 | P | NO SIGNIFICANT CLINICAL OBSERVATIONS |
| | | | | 42 | 10:51 | P | NO SIGNIFICANT CLINICAL OBSERVATIONS |
| | | | | 43 | 8:30 | P | NO SIGNIFICANT CLINICAL OBSERVATIONS |
| | | | | 43 | 10:16 | P | NO SIGNIFICANT CLINICAL OBSERVATIONS |
| | | | | 44 | 8:01 | P | NO SIGNIFICANT CLINICAL OBSERVATIONS |
| | | | | 44 | 9:46 | P | NO SIGNIFICANT CLINICAL OBSERVATIONS |
| | | | | 45 | 8:27 | P | NO SIGNIFICANT CLINICAL OBSERVATIONS |
| | | | | 45 | 9:56 | P | NO SIGNIFICANT CLINICAL OBSERVATIONS |
| | | | | 46 | 6:55 | P | NO SIGNIFICANT CLINICAL OBSERVATIONS |

GRADE CODE: 1 - SLIGHT 2 - MODERATE 3 - SEVERE P - PRESENT

STUDY DAYS: 0 THROUGH 89

| ANIMAL | SEX | GROUP | CATEGORY | STUDY DAY | TIME | GRADE | OBSERVATIONS |
|---|---|---|---|---|---|---|---|
| 10482 | F | 5 MG/KG/DAY | NORMAL | 46 | 8:52 | P | NO SIGNIFICANT CLINICAL OBSERVATIONS |
| | | | | 49 | 9:33 | P | NO SIGNIFICANT CLINICAL OBSERVATIONS |
| | | | | 49 | 12:05 | P | NO SIGNIFICANT CLINICAL OBSERVATIONS |
| | | | | 50 | 8:34 | P | NO SIGNIFICANT CLINICAL OBSERVATIONS |
| | | | | 50 | 10:49 | P | NO SIGNIFICANT CLINICAL OBSERVATIONS |
| | | | | 51 | 7:57 | P | NO SIGNIFICANT CLINICAL OBSERVATIONS |
| | | | | 51 | 9:53 | P | NO SIGNIFICANT CLINICAL OBSERVATIONS |
| | | | | 52 | 9:14 | P | NO SIGNIFICANT CLINICAL OBSERVATIONS |
| | | | | 52 | 11:33 | P | NO SIGNIFICANT CLINICAL OBSERVATIONS |
| | | | | 53 | 7:00 | P | NO SIGNIFICANT CLINICAL OBSERVATIONS |
| | | | | 53 | 9:06 | P | NO SIGNIFICANT CLINICAL OBSERVATIONS |
| | | | | 56 | 9:02 | P | NO SIGNIFICANT CLINICAL OBSERVATIONS |
| | | | | 56 | 10:58 | P | NO SIGNIFICANT CLINICAL OBSERVATIONS |
| | | | | 57 | 9:04 | P | NO SIGNIFICANT CLINICAL OBSERVATIONS |
| | | | | 57 | 10:30 | P | NO SIGNIFICANT CLINICAL OBSERVATIONS |
| | | | | 58 | 7:39 | P | NO SIGNIFICANT CLINICAL OBSERVATIONS |
| | | | | 58 | 9:24 | P | NO SIGNIFICANT CLINICAL OBSERVATIONS |
| | | | | 59 | 7:24 | P | NO SIGNIFICANT CLINICAL OBSERVATIONS |
| | | | | 59 | 9:04 | P | NO SIGNIFICANT CLINICAL OBSERVATIONS |
| | | | | 60 | 7:39 | P | NO SIGNIFICANT CLINICAL OBSERVATIONS |
| | | | | 60 | 9:45 | P | NO SIGNIFICANT CLINICAL OBSERVATIONS |
| | | | | 63 | 12:01 | P | NO SIGNIFICANT CLINICAL OBSERVATIONS |
| | | | | 63 | 14:17 | P | NO SIGNIFICANT CLINICAL OBSERVATIONS |
| | | | | 64 | 8:40 | P | NO SIGNIFICANT CLINICAL OBSERVATIONS |
| | | | | 64 | 10:14 | P | NO SIGNIFICANT CLINICAL OBSERVATIONS |
| | | | | 65 | 8:48 | P | NO SIGNIFICANT CLINICAL OBSERVATIONS |
| | | | | 65 | 10:54 | P | NO SIGNIFICANT CLINICAL OBSERVATIONS |
| | | | | 66 | 8:21 | P | NO SIGNIFICANT CLINICAL OBSERVATIONS |
| | | | | 66 | 9:48 | P | NO SIGNIFICANT CLINICAL OBSERVATIONS |

GRADE CODE: 1 - SLIGHT 2 - MODERATE 3 - SEVERE P - PRESENT

STUDY DAYS: 0 THROUGH 89

| ANIMAL | SEX | GROUP | CATEGORY | STUDY DAY | TIME | GRADE | OBSERVATIONS |
|---|---|---|---|---|---|---|---|
| 10482 | F | 5 MG/KG/DAY | NORMAL | 67 | 7:32 | P | NO SIGNIFICANT CLINICAL OBSERVATIONS |
| | | | | 67 | 9:09 | P | NO SIGNIFICANT CLINICAL OBSERVATIONS |
| | | | | 70 | 8:17 | P | NO SIGNIFICANT CLINICAL OBSERVATIONS |
| | | | | 70 | 10:47 | P | NO SIGNIFICANT CLINICAL OBSERVATIONS |
| | | | | 71 | 8:13 | P | NO SIGNIFICANT CLINICAL OBSERVATIONS |
| | | | | 71 | 9:42 | P | NO SIGNIFICANT CLINICAL OBSERVATIONS |
| | | | | 72 | 7:30 | P | NO SIGNIFICANT CLINICAL OBSERVATIONS |
| | | | | 72 | 9:04 | P | NO SIGNIFICANT CLINICAL OBSERVATIONS |
| | | | | 73 | 7:30 | P | NO SIGNIFICANT CLINICAL OBSERVATIONS |
| | | | | 73 | 9:15 | P | NO SIGNIFICANT CLINICAL OBSERVATIONS |
| | | | | 74 | 7:17 | P | NO SIGNIFICANT CLINICAL OBSERVATIONS |
| | | | | 74 | 9:20 | P | NO SIGNIFICANT CLINICAL OBSERVATIONS |
| | | | | 77 | 8:24 | P | NO SIGNIFICANT CLINICAL OBSERVATIONS |
| | | | | 77 | 11:24 | P | NO SIGNIFICANT CLINICAL OBSERVATIONS |
| | | | | 78 | 9:38 | P | NO SIGNIFICANT CLINICAL OBSERVATIONS |
| | | | | 78 | 11:30 | P | NO SIGNIFICANT CLINICAL OBSERVATIONS |
| | | | | 79 | 7:20 | P | NO SIGNIFICANT CLINICAL OBSERVATIONS |
| | | | | 79 | 8:56 | P | NO SIGNIFICANT CLINICAL OBSERVATIONS |
| | | | | 80 | 8:53 | P | NO SIGNIFICANT CLINICAL OBSERVATIONS |
| | | | | 80 | 10:36 | P | NO SIGNIFICANT CLINICAL OBSERVATIONS |
| | | | | 81 | 7:33 | P | NO SIGNIFICANT CLINICAL OBSERVATIONS |
| | | | | 81 | 9:23 | P | NO SIGNIFICANT CLINICAL OBSERVATIONS |
| | | | | 84 | 9:02 | P | NO SIGNIFICANT CLINICAL OBSERVATIONS |
| | | | | 84 | 10:52 | P | NO SIGNIFICANT CLINICAL OBSERVATIONS |
| | | | | 85 | 7:37 | P | NO SIGNIFICANT CLINICAL OBSERVATIONS |
| | | | | 85 | 9:40 | P | NO SIGNIFICANT CLINICAL OBSERVATIONS |
| | | | | 86 | 7:26 | P | NO SIGNIFICANT CLINICAL OBSERVATIONS |
| | | | | 86 | 9:26 | P | NO SIGNIFICANT CLINICAL OBSERVATIONS |
| | | | | 87 | 8:47 | P | NO SIGNIFICANT CLINICAL OBSERVATIONS |

GRADE CODE: 1 - SLIGHT 2 - MODERATE 3 - SEVERE P - PRESENT

STUDY DAYS: 0 THROUGH 89

| ANIMAL | SEX | GROUP | CATEGORY | STUDY DAY | TIME | GRADE | OBSERVATIONS |
|---|---|---|---|---|---|---|---|
| 10482 | F | 5 MG/KG/DAY | NORMAL | 87 | 10:37 | P | NO SIGNIFICANT CLINICAL OBSERVATIONS |
| | | | | 88 | 6:50 | P | NO SIGNIFICANT CLINICAL OBSERVATIONS |
| | | | | 88 | 9:13 | P | NO SIGNIFICANT CLINICAL OBSERVATIONS |
| 10490 | F | 5 MG/KG/DAY | NORMAL | 0 | 10:21 | P | NO SIGNIFICANT CLINICAL OBSERVATIONS |
| | | | | 0 | 12:49 | P | NO SIGNIFICANT CLINICAL OBSERVATIONS |
| | | | | 1 | 7:46 | P | NO SIGNIFICANT CLINICAL OBSERVATIONS |
| | | | | 1 | 9:33 | P | NO SIGNIFICANT CLINICAL OBSERVATIONS |
| | | | | 2 | 9:18 | P | NO SIGNIFICANT CLINICAL OBSERVATIONS |
| | | | | 2 | 11:15 | P | NO SIGNIFICANT CLINICAL OBSERVATIONS |
| | | | | 3 | 9:19 | P | NO SIGNIFICANT CLINICAL OBSERVATIONS |
| | | | | 3 | 11:14 | P | NO SIGNIFICANT CLINICAL OBSERVATIONS |
| | | | | 4 | 7:00 | P | NO SIGNIFICANT CLINICAL OBSERVATIONS |
| | | | | 4 | 8:53 | P | NO SIGNIFICANT CLINICAL OBSERVATIONS |
| | | | | 7 | 9:37 | P | NO SIGNIFICANT CLINICAL OBSERVATIONS |
| | | | | 7 | 11:44 | P | NO SIGNIFICANT CLINICAL OBSERVATIONS |
| | | | | 8 | 8:41 | P | NO SIGNIFICANT CLINICAL OBSERVATIONS |
| | | | | 8 | 10:38 | P | NO SIGNIFICANT CLINICAL OBSERVATIONS |
| | | | | 9 | 9:39 | P | NO SIGNIFICANT CLINICAL OBSERVATIONS |
| | | | | 9 | 11:23 | P | NO SIGNIFICANT CLINICAL OBSERVATIONS |
| | | | | 10 | 8:46 | P | NO SIGNIFICANT CLINICAL OBSERVATIONS |
| | | | | 10 | 10:18 | P | NO SIGNIFICANT CLINICAL OBSERVATIONS |
| | | | | 11 | 7:03 | P | NO SIGNIFICANT CLINICAL OBSERVATIONS |
| | | | | 11 | 9:19 | P | NO SIGNIFICANT CLINICAL OBSERVATIONS |
| | | | | 14 | 9:30 | P | NO SIGNIFICANT CLINICAL OBSERVATIONS |
| | | | | 14 | 12:09 | P | NO SIGNIFICANT CLINICAL OBSERVATIONS |
| | | | | 15 | 9:04 | P | NO SIGNIFICANT CLINICAL OBSERVATIONS |
| | | | | 15 | 10:40 | P | NO SIGNIFICANT CLINICAL OBSERVATIONS |
| | | | | 16 | 8:37 | P | NO SIGNIFICANT CLINICAL OBSERVATIONS |
| | | | | 16 | 10:06 | P | NO SIGNIFICANT CLINICAL OBSERVATIONS |

GRADE CODE: 1 - SLIGHT 2 - MODERATE 3 - SEVERE P - PRESENT

STUDY DAYS: 0 THROUGH 89

| ANIMAL | SEX | GROUP | CATEGORY | STUDY DAY | TIME | GRADE | OBSERVATIONS |
|---|---|---|---|---|---|---|---|
| 10490 | F | 5 MG/KG/DAY | NORMAL | 17 | 8:48 | P | NO SIGNIFICANT CLINICAL OBSERVATIONS |
| | | | | 17 | 10:27 | P | NO SIGNIFICANT CLINICAL OBSERVATIONS |
| | | | | 18 | 6:54 | P | NO SIGNIFICANT CLINICAL OBSERVATIONS |
| | | | | 18 | 8:57 | P | NO SIGNIFICANT CLINICAL OBSERVATIONS |
| | | | | 21 | 9:24 | P | NO SIGNIFICANT CLINICAL OBSERVATIONS |
| | | | | 21 | 11:33 | P | NO SIGNIFICANT CLINICAL OBSERVATIONS |
| | | | | 22 | 7:37 | P | NO SIGNIFICANT CLINICAL OBSERVATIONS |
| | | | | 22 | 9:37 | P | NO SIGNIFICANT CLINICAL OBSERVATIONS |
| | | | | 23 | 7:26 | P | NO SIGNIFICANT CLINICAL OBSERVATIONS |
| | | | | 23 | 9:14 | P | NO SIGNIFICANT CLINICAL OBSERVATIONS |
| | | | | 24 | 8:10 | P | NO SIGNIFICANT CLINICAL OBSERVATIONS |
| | | | | 24 | 9:29 | P | NO SIGNIFICANT CLINICAL OBSERVATIONS |
| | | | | 25 | 7:20 | P | NO SIGNIFICANT CLINICAL OBSERVATIONS |
| | | | | 25 | 9:21 | P | NO SIGNIFICANT CLINICAL OBSERVATIONS |
| | | | | 28 | 9:20 | P | NO SIGNIFICANT CLINICAL OBSERVATIONS |
| | | | | 28 | 11:43 | P | NO SIGNIFICANT CLINICAL OBSERVATIONS |
| | | | | 29 | 7:45 | P | NO SIGNIFICANT CLINICAL OBSERVATIONS |
| | | | | 29 | 9:45 | P | NO SIGNIFICANT CLINICAL OBSERVATIONS |
| | | | | 30 | 7:35 | P | NO SIGNIFICANT CLINICAL OBSERVATIONS |
| | | | | 30 | 9:25 | P | NO SIGNIFICANT CLINICAL OBSERVATIONS |
| | | | | 31 | 7:52 | P | NO SIGNIFICANT CLINICAL OBSERVATIONS |
| | | | | 31 | 9:06 | P | NO SIGNIFICANT CLINICAL OBSERVATIONS |
| | | | | 32 | 7:30 | P | NO SIGNIFICANT CLINICAL OBSERVATIONS |
| | | | | 32 | 9:55 | P | NO SIGNIFICANT CLINICAL OBSERVATIONS |
| | | | | 35 | 9:16 | P | NO SIGNIFICANT CLINICAL OBSERVATIONS |
| | | | | 35 | 11:02 | P | NO SIGNIFICANT CLINICAL OBSERVATIONS |
| | | | | 36 | 8:32 | P | NO SIGNIFICANT CLINICAL OBSERVATIONS |
| | | | | 36 | 10:17 | P | NO SIGNIFICANT CLINICAL OBSERVATIONS |
| | | | | 37 | 8:29 | P | NO SIGNIFICANT CLINICAL OBSERVATIONS |

GRADE CODE: 1 - SLIGHT 2 - MODERATE 3 - SEVERE P - PRESENT

TABLE A3 (DOSING DAY OBSERVATIONS)
A 90-DAY DERMAL STUDY UTILIZING CLARIFIED OILS IN RATS
INDIVIDUAL CLINICAL OBSERVATIONS



STUDY DAYS: 0 THROUGH 89

| ANIMAL | SEX | GROUP | CATEGORY | STUDY DAY | TIME | GRADE | OBSERVATIONS |
|---|---|---|---|---|---|---|---|
| 10490 | F | 5 MG/KG/DAY | NORMAL | 37 | 10:07 | P | NO SIGNIFICANT CLINICAL OBSERVATIONS |
| | | | | 38 | 8:25 | P | NO SIGNIFICANT CLINICAL OBSERVATIONS |
| | | | | 38 | 10:09 | P | NO SIGNIFICANT CLINICAL OBSERVATIONS |
| | | | | 39 | 7:14 | P | NO SIGNIFICANT CLINICAL OBSERVATIONS |
| | | | | 39 | 9:15 | P | NO SIGNIFICANT CLINICAL OBSERVATIONS |
| | | | | 42 | 10:51 | P | NO SIGNIFICANT CLINICAL OBSERVATIONS |
| | | | | 43 | 8:30 | P | NO SIGNIFICANT CLINICAL OBSERVATIONS |
| | | | | 43 | 10:16 | P | NO SIGNIFICANT CLINICAL OBSERVATIONS |
| | | | | 44 | 8:01 | P | NO SIGNIFICANT CLINICAL OBSERVATIONS |
| | | | | 44 | 9:46 | P | NO SIGNIFICANT CLINICAL OBSERVATIONS |
| | | | | 45 | 8:27 | P | NO SIGNIFICANT CLINICAL OBSERVATIONS |
| | | | | 45 | 9:56 | P | NO SIGNIFICANT CLINICAL OBSERVATIONS |
| | | | | 46 | 6:55 | P | NO SIGNIFICANT CLINICAL OBSERVATIONS |
| | | | | 46 | 8:52 | P | NO SIGNIFICANT CLINICAL OBSERVATIONS |
| | | | | 49 | 9:33 | P | NO SIGNIFICANT CLINICAL OBSERVATIONS |
| | | | | 49 | 12:05 | P | NO SIGNIFICANT CLINICAL OBSERVATIONS |
| | | | | 50 | 8:34 | P | NO SIGNIFICANT CLINICAL OBSERVATIONS |
| | | | | 50 | 10:49 | P | NO SIGNIFICANT CLINICAL OBSERVATIONS |
| | | | | 51 | 7:57 | P | NO SIGNIFICANT CLINICAL OBSERVATIONS |
| | | | | 51 | 9:53 | P | NO SIGNIFICANT CLINICAL OBSERVATIONS |
| | | | | 52 | 9:14 | P | NO SIGNIFICANT CLINICAL OBSERVATIONS |
| | | | | 52 | 11:33 | P | NO SIGNIFICANT CLINICAL OBSERVATIONS |
| | | | | 53 | 7:00 | P | NO SIGNIFICANT CLINICAL OBSERVATIONS |
| | | | | 53 | 9:06 | P | NO SIGNIFICANT CLINICAL OBSERVATIONS |
| | | | | 56 | 9:02 | P | NO SIGNIFICANT CLINICAL OBSERVATIONS |
| | | | | 56 | 10:58 | P | NO SIGNIFICANT CLINICAL OBSERVATIONS |
| | | | | 57 | 9:04 | P | NO SIGNIFICANT CLINICAL OBSERVATIONS |
| | | | | 57 | 10:30 | P | NO SIGNIFICANT CLINICAL OBSERVATIONS |
| | | | | 58 | 7:39 | P | NO SIGNIFICANT CLINICAL OBSERVATIONS |

GRADE CODE: 1 - SLIGHT 2 - MODERATE 3 - SEVERE P - PRESENT

STUDY DAYS: 0 THROUGH 89

| ANIMAL | SEX | GROUP | CATEGORY | STUDY DAY | TIME | GRADE | OBSERVATIONS |
|---|---|---|---|---|---|---|---|
| 10490 | F | 5 MG/KG/DAY | NORMAL | 58 | 9:24 | P | NO SIGNIFICANT CLINICAL OBSERVATIONS |
| | | | | 59 | 7:24 | P | NO SIGNIFICANT CLINICAL OBSERVATIONS |
| | | | | 59 | 9:04 | P | NO SIGNIFICANT CLINICAL OBSERVATIONS |
| | | | | 60 | 7:39 | P | NO SIGNIFICANT CLINICAL OBSERVATIONS |
| | | | | 60 | 9:45 | P | NO SIGNIFICANT CLINICAL OBSERVATIONS |
| | | | | 63 | 12:01 | P | NO SIGNIFICANT CLINICAL OBSERVATIONS |
| | | | | 63 | 14:17 | P | NO SIGNIFICANT CLINICAL OBSERVATIONS |
| | | | | 64 | 8:40 | P | NO SIGNIFICANT CLINICAL OBSERVATIONS |
| | | | | 64 | 10:14 | P | NO SIGNIFICANT CLINICAL OBSERVATIONS |
| | | | | 65 | 8:48 | P | NO SIGNIFICANT CLINICAL OBSERVATIONS |
| | | | | 65 | 10:54 | P | NO SIGNIFICANT CLINICAL OBSERVATIONS |
| | | | | 66 | 8:21 | P | NO SIGNIFICANT CLINICAL OBSERVATIONS |
| | | | | 66 | 9:48 | P | NO SIGNIFICANT CLINICAL OBSERVATIONS |
| | | | | 67 | 7:32 | P | NO SIGNIFICANT CLINICAL OBSERVATIONS |
| | | | | 67 | 9:09 | P | NO SIGNIFICANT CLINICAL OBSERVATIONS |
| | | | | 70 | 8:17 | P | NO SIGNIFICANT CLINICAL OBSERVATIONS |
| | | | | 70 | 10:47 | P | NO SIGNIFICANT CLINICAL OBSERVATIONS |
| | | | | 71 | 8:13 | P | NO SIGNIFICANT CLINICAL OBSERVATIONS |
| | | | | 71 | 9:42 | P | NO SIGNIFICANT CLINICAL OBSERVATIONS |
| | | | | 72 | 7:30 | P | NO SIGNIFICANT CLINICAL OBSERVATIONS |
| | | | | 72 | 9:04 | P | NO SIGNIFICANT CLINICAL OBSERVATIONS |
| | | | | 73 | 7:30 | P | NO SIGNIFICANT CLINICAL OBSERVATIONS |
| | | | | 73 | 9:15 | P | NO SIGNIFICANT CLINICAL OBSERVATIONS |
| | | | | 74 | 7:17 | P | NO SIGNIFICANT CLINICAL OBSERVATIONS |
| | | | | 74 | 9:21 | P | NO SIGNIFICANT CLINICAL OBSERVATIONS |
| | | | | 77 | 8:24 | P | NO SIGNIFICANT CLINICAL OBSERVATIONS |
| | | | | 77 | 11:24 | P | NO SIGNIFICANT CLINICAL OBSERVATIONS |
| | | | | 78 | 9:38 | P | NO SIGNIFICANT CLINICAL OBSERVATIONS |
| | | | | 78 | 11:30 | P | NO SIGNIFICANT CLINICAL OBSERVATIONS |

GRADE CODE: 1 - SLIGHT 2 - MODERATE 3 - SEVERE P - PRESENT

STUDY DAYS: 0 THROUGH 89

| ANIMAL | SEX | GROUP | CATEGORY | STUDY DAY | TIME | GRADE | OBSERVATIONS |
|---|---|---|---|---|---|---|---|
| 10490 | F | 5 MG/KG/DAY | NORMAL | 79 | 7:21 | P | NO SIGNIFICANT CLINICAL OBSERVATIONS |
| | | | | 79 | 8:57 | P | NO SIGNIFICANT CLINICAL OBSERVATIONS |
| | | | | 80 | 8:53 | P | NO SIGNIFICANT CLINICAL OBSERVATIONS |
| | | | | 80 | 10:36 | P | NO SIGNIFICANT CLINICAL OBSERVATIONS |
| | | | | 81 | 7:33 | P | NO SIGNIFICANT CLINICAL OBSERVATIONS |
| | | | | 81 | 9:23 | P | NO SIGNIFICANT CLINICAL OBSERVATIONS |
| | | | | 84 | 9:02 | P | NO SIGNIFICANT CLINICAL OBSERVATIONS |
| | | | | 84 | 10:52 | P | NO SIGNIFICANT CLINICAL OBSERVATIONS |
| | | | | 85 | 7:37 | P | NO SIGNIFICANT CLINICAL OBSERVATIONS |
| | | | | 85 | 9:40 | P | NO SIGNIFICANT CLINICAL OBSERVATIONS |
| | | | | 86 | 7:27 | P | NO SIGNIFICANT CLINICAL OBSERVATIONS |
| | | | | 86 | 9:26 | P | NO SIGNIFICANT CLINICAL OBSERVATIONS |
| | | | | 87 | 8:47 | P | NO SIGNIFICANT CLINICAL OBSERVATIONS |
| | | | | 87 | 10:38 | P | NO SIGNIFICANT CLINICAL OBSERVATIONS |
| | | | | 88 | 6:50 | P | NO SIGNIFICANT CLINICAL OBSERVATIONS |
| | | | | 88 | 9:14 | P | NO SIGNIFICANT CLINICAL OBSERVATIONS |
| 10501 | F | 5 MG/KG/DAY | NORMAL | 0 | 10:21 | P | NO SIGNIFICANT CLINICAL OBSERVATIONS |
| | | | | 0 | 12:50 | P | NO SIGNIFICANT CLINICAL OBSERVATIONS |
| | | | | 1 | 7:46 | P | NO SIGNIFICANT CLINICAL OBSERVATIONS |
| | | | | 1 | 9:34 | P | NO SIGNIFICANT CLINICAL OBSERVATIONS |
| | | | | 2 | 9:18 | P | NO SIGNIFICANT CLINICAL OBSERVATIONS |
| | | | | 2 | 11:15 | P | NO SIGNIFICANT CLINICAL OBSERVATIONS |
| | | | | 3 | 9:19 | P | NO SIGNIFICANT CLINICAL OBSERVATIONS |
| | | | | 3 | 11:14 | P | NO SIGNIFICANT CLINICAL OBSERVATIONS |
| | | | | 4 | 7:00 | P | NO SIGNIFICANT CLINICAL OBSERVATIONS |
| | | | | 4 | 8:53 | P | NO SIGNIFICANT CLINICAL OBSERVATIONS |
| | | | | 7 | 9:37 | P | NO SIGNIFICANT CLINICAL OBSERVATIONS |
| | | | | 7 | 11:44 | P | NO SIGNIFICANT CLINICAL OBSERVATIONS |
| | | | | 8 | 8:41 | P | NO SIGNIFICANT CLINICAL OBSERVATIONS |

GRADE CODE: 1 - SLIGHT 2 - MODERATE 3 - SEVERE P - PRESENT

TABLE A3 (DOSING DAY OBSERVATIONS)
A 90-DAY DERMAL STUDY UTILIZING CLARIFIED OILS IN RATS
INDIVIDUAL CLINICAL OBSERVATIONS



STUDY DAYS: 0 THROUGH 89

| ANIMAL | SEX | GROUP | CATEGORY | STUDY DAY | TIME | GRADE | OBSERVATIONS |
|---|---|---|---|---|---|---|---|
| 10501 | F | 5 MG/KG/DAY | NORMAL | 8 | 10:38 | P | NO SIGNIFICANT CLINICAL OBSERVATIONS |
| | | | | 9 | 9:39 | P | NO SIGNIFICANT CLINICAL OBSERVATIONS |
| | | | | 9 | 11:23 | P | NO SIGNIFICANT CLINICAL OBSERVATIONS |
| | | | | 10 | 8:46 | P | NO SIGNIFICANT CLINICAL OBSERVATIONS |
| | | | | 10 | 10:18 | P | NO SIGNIFICANT CLINICAL OBSERVATIONS |
| | | | | 11 | 7:04 | P | NO SIGNIFICANT CLINICAL OBSERVATIONS |
| | | | | 11 | 9:20 | P | NO SIGNIFICANT CLINICAL OBSERVATIONS |
| | | | | 14 | 9:30 | P | NO SIGNIFICANT CLINICAL OBSERVATIONS |
| | | | | 14 | 12:09 | P | NO SIGNIFICANT CLINICAL OBSERVATIONS |
| | | | | 15 | 9:04 | P | NO SIGNIFICANT CLINICAL OBSERVATIONS |
| | | | | 15 | 10:40 | P | NO SIGNIFICANT CLINICAL OBSERVATIONS |
| | | | | 16 | 8:37 | P | NO SIGNIFICANT CLINICAL OBSERVATIONS |
| | | | | 16 | 10:06 | P | NO SIGNIFICANT CLINICAL OBSERVATIONS |
| | | | | 17 | 8:48 | P | NO SIGNIFICANT CLINICAL OBSERVATIONS |
| | | | | 17 | 10:27 | P | NO SIGNIFICANT CLINICAL OBSERVATIONS |
| | | | | 18 | 6:54 | P | NO SIGNIFICANT CLINICAL OBSERVATIONS |
| | | | | 18 | 8:58 | P | NO SIGNIFICANT CLINICAL OBSERVATIONS |
| | | | | 21 | 9:25 | P | NO SIGNIFICANT CLINICAL OBSERVATIONS |
| | | | | 21 | 11:33 | P | NO SIGNIFICANT CLINICAL OBSERVATIONS |
| | | | | 22 | 7:37 | P | NO SIGNIFICANT CLINICAL OBSERVATIONS |
| | | | | 22 | 9:37 | P | NO SIGNIFICANT CLINICAL OBSERVATIONS |
| | | | | 23 | 7:26 | P | NO SIGNIFICANT CLINICAL OBSERVATIONS |
| | | | | 23 | 9:15 | P | NO SIGNIFICANT CLINICAL OBSERVATIONS |
| | | | | 24 | 8:10 | P | NO SIGNIFICANT CLINICAL OBSERVATIONS |
| | | | | 24 | 9:29 | P | NO SIGNIFICANT CLINICAL OBSERVATIONS |
| | | | | 25 | 7:20 | P | NO SIGNIFICANT CLINICAL OBSERVATIONS |
| | | | | 25 | 9:21 | P | NO SIGNIFICANT CLINICAL OBSERVATIONS |
| | | | | 28 | 9:20 | P | NO SIGNIFICANT CLINICAL OBSERVATIONS |
| | | | | 28 | 11:44 | P | NO SIGNIFICANT CLINICAL OBSERVATIONS |

GRADE CODE: 1 - SLIGHT 2 - MODERATE 3 - SEVERE P - PRESENT

STUDY DAYS: 0 THROUGH 89

| ANIMAL | SEX | GROUP | CATEGORY | STUDY DAY | TIME | GRADE | OBSERVATIONS |
|---|---|---|---|---|---|---|---|
| 10501 | F | 5 MG/KG/DAY | NORMAL | 29 | 7:45 | P | NO SIGNIFICANT CLINICAL OBSERVATIONS |
| | | | | 29 | 9:45 | P | NO SIGNIFICANT CLINICAL OBSERVATIONS |
| | | | | 30 | 7:35 | P | NO SIGNIFICANT CLINICAL OBSERVATIONS |
| | | | | 30 | 9:25 | P | NO SIGNIFICANT CLINICAL OBSERVATIONS |
| | | | | 31 | 7:52 | P | NO SIGNIFICANT CLINICAL OBSERVATIONS |
| | | | | 31 | 9:07 | P | NO SIGNIFICANT CLINICAL OBSERVATIONS |
| | | | | 32 | 7:30 | P | NO SIGNIFICANT CLINICAL OBSERVATIONS |
| | | | | 32 | 9:55 | P | NO SIGNIFICANT CLINICAL OBSERVATIONS |
| | | | | 35 | 9:16 | P | NO SIGNIFICANT CLINICAL OBSERVATIONS |
| | | | | 35 | 11:02 | P | NO SIGNIFICANT CLINICAL OBSERVATIONS |
| | | | | 36 | 8:32 | P | NO SIGNIFICANT CLINICAL OBSERVATIONS |
| | | | | 36 | 10:17 | P | NO SIGNIFICANT CLINICAL OBSERVATIONS |
| | | | | 37 | 8:29 | P | NO SIGNIFICANT CLINICAL OBSERVATIONS |
| | | | | 37 | 10:08 | P | NO SIGNIFICANT CLINICAL OBSERVATIONS |
| | | | | 38 | 8:25 | P | NO SIGNIFICANT CLINICAL OBSERVATIONS |
| | | | | 38 | 10:09 | P | NO SIGNIFICANT CLINICAL OBSERVATIONS |
| | | | | 39 | 7:15 | P | NO SIGNIFICANT CLINICAL OBSERVATIONS |
| | | | | 39 | 9:15 | P | NO SIGNIFICANT CLINICAL OBSERVATIONS |
| | | | | 42 | 10:51 | P | NO SIGNIFICANT CLINICAL OBSERVATIONS |
| | | | | 43 | 8:30 | P | NO SIGNIFICANT CLINICAL OBSERVATIONS |
| | | | | 43 | 10:16 | P | NO SIGNIFICANT CLINICAL OBSERVATIONS |
| | | | | 44 | 8:02 | P | NO SIGNIFICANT CLINICAL OBSERVATIONS |
| | | | | 44 | 9:46 | P | NO SIGNIFICANT CLINICAL OBSERVATIONS |
| | | | | 45 | 8:27 | P | NO SIGNIFICANT CLINICAL OBSERVATIONS |
| | | | | 45 | 9:56 | P | NO SIGNIFICANT CLINICAL OBSERVATIONS |
| | | | | 46 | 6:55 | P | NO SIGNIFICANT CLINICAL OBSERVATIONS |
| | | | | 46 | 8:52 | P | NO SIGNIFICANT CLINICAL OBSERVATIONS |
| | | | | 49 | 9:33 | P | NO SIGNIFICANT CLINICAL OBSERVATIONS |
| | | | | 49 | 12:05 | P | NO SIGNIFICANT CLINICAL OBSERVATIONS |

GRADE CODE: 1 - SLIGHT 2 - MODERATE 3 - SEVERE P - PRESENT

STUDY DAYS: 0 THROUGH 89

| ANIMAL | SEX | GROUP | CATEGORY | STUDY DAY | TIME | GRADE | OBSERVATIONS |
|---|---|---|---|---|---|---|---|
| 10501 | F | 5 MG/KG/DAY | NORMAL | 50 | 8:34 | P | NO SIGNIFICANT CLINICAL OBSERVATIONS |
| | | | | 50 | 10:49 | P | NO SIGNIFICANT CLINICAL OBSERVATIONS |
| | | | | 51 | 7:58 | P | NO SIGNIFICANT CLINICAL OBSERVATIONS |
| | | | | 51 | 9:54 | P | NO SIGNIFICANT CLINICAL OBSERVATIONS |
| | | | | 52 | 9:14 | P | NO SIGNIFICANT CLINICAL OBSERVATIONS |
| | | | | 52 | 11:33 | P | NO SIGNIFICANT CLINICAL OBSERVATIONS |
| | | | | 53 | 7:00 | P | NO SIGNIFICANT CLINICAL OBSERVATIONS |
| | | | | 53 | 9:06 | P | NO SIGNIFICANT CLINICAL OBSERVATIONS |
| | | | | 56 | 9:02 | P | NO SIGNIFICANT CLINICAL OBSERVATIONS |
| | | | | 56 | 10:58 | P | NO SIGNIFICANT CLINICAL OBSERVATIONS |
| | | | | 57 | 9:04 | P | NO SIGNIFICANT CLINICAL OBSERVATIONS |
| | | | | 57 | 10:30 | P | NO SIGNIFICANT CLINICAL OBSERVATIONS |
| | | | | 58 | 7:39 | P | NO SIGNIFICANT CLINICAL OBSERVATIONS |
| | | | | 58 | 9:25 | P | NO SIGNIFICANT CLINICAL OBSERVATIONS |
| | | | | 59 | 7:24 | P | NO SIGNIFICANT CLINICAL OBSERVATIONS |
| | | | | 59 | 9:04 | P | NO SIGNIFICANT CLINICAL OBSERVATIONS |
| | | | | 60 | 7:39 | P | NO SIGNIFICANT CLINICAL OBSERVATIONS |
| | | | | 60 | 9:45 | P | NO SIGNIFICANT CLINICAL OBSERVATIONS |
| | | | | 63 | 12:01 | P | NO SIGNIFICANT CLINICAL OBSERVATIONS |
| | | | | 63 | 14:17 | P | NO SIGNIFICANT CLINICAL OBSERVATIONS |
| | | | | 64 | 8:40 | P | NO SIGNIFICANT CLINICAL OBSERVATIONS |
| | | | | 64 | 10:14 | P | NO SIGNIFICANT CLINICAL OBSERVATIONS |
| | | | | 65 | 8:48 | P | NO SIGNIFICANT CLINICAL OBSERVATIONS |
| | | | | 65 | 10:54 | P | NO SIGNIFICANT CLINICAL OBSERVATIONS |
| | | | | 66 | 8:21 | P | NO SIGNIFICANT CLINICAL OBSERVATIONS |
| | | | | 66 | 9:49 | P | NO SIGNIFICANT CLINICAL OBSERVATIONS |
| | | | | 67 | 7:32 | P | NO SIGNIFICANT CLINICAL OBSERVATIONS |
| | | | | 67 | 9:09 | P | NO SIGNIFICANT CLINICAL OBSERVATIONS |
| | | | | 70 | 8:17 | P | NO SIGNIFICANT CLINICAL OBSERVATIONS |

GRADE CODE: 1 - SLIGHT 2 - MODERATE 3 - SEVERE P - PRESENT

STUDY DAYS: 0 THROUGH 89

| ANIMAL | SEX | GROUP | CATEGORY | STUDY DAY | TIME | GRADE | OBSERVATIONS |
|---|---|---|---|---|---|---|---|
| 10501 | F | 5 MG/KG/DAY | NORMAL | 70 | 10:48 | P | NO SIGNIFICANT CLINICAL OBSERVATIONS |
| | | | | 71 | 8:13 | P | NO SIGNIFICANT CLINICAL OBSERVATIONS |
| | | | | 71 | 9:42 | P | NO SIGNIFICANT CLINICAL OBSERVATIONS |
| | | | | 72 | 7:30 | P | NO SIGNIFICANT CLINICAL OBSERVATIONS |
| | | | | 72 | 9:04 | P | NO SIGNIFICANT CLINICAL OBSERVATIONS |
| | | | | 73 | 7:30 | P | NO SIGNIFICANT CLINICAL OBSERVATIONS |
| | | | | 73 | 9:15 | P | NO SIGNIFICANT CLINICAL OBSERVATIONS |
| | | | | 74 | 7:17 | P | NO SIGNIFICANT CLINICAL OBSERVATIONS |
| | | | | 74 | 9:21 | P | NO SIGNIFICANT CLINICAL OBSERVATIONS |
| | | | | 77 | 8:24 | P | NO SIGNIFICANT CLINICAL OBSERVATIONS |
| | | | | 77 | 11:24 | P | NO SIGNIFICANT CLINICAL OBSERVATIONS |
| | | | | 78 | 9:38 | P | NO SIGNIFICANT CLINICAL OBSERVATIONS |
| | | | | 78 | 11:30 | P | NO SIGNIFICANT CLINICAL OBSERVATIONS |
| | | | | 79 | 7:21 | P | NO SIGNIFICANT CLINICAL OBSERVATIONS |
| | | | | 79 | 8:57 | P | NO SIGNIFICANT CLINICAL OBSERVATIONS |
| | | | | 80 | 8:54 | P | NO SIGNIFICANT CLINICAL OBSERVATIONS |
| | | | | 80 | 10:36 | P | NO SIGNIFICANT CLINICAL OBSERVATIONS |
| | | | | 81 | 7:33 | P | NO SIGNIFICANT CLINICAL OBSERVATIONS |
| | | | | 81 | 9:24 | P | NO SIGNIFICANT CLINICAL OBSERVATIONS |
| | | | | 84 | 9:02 | P | NO SIGNIFICANT CLINICAL OBSERVATIONS |
| | | | | 84 | 10:52 | P | NO SIGNIFICANT CLINICAL OBSERVATIONS |
| | | | | 85 | 7:37 | P | NO SIGNIFICANT CLINICAL OBSERVATIONS |
| | | | | 85 | 9:41 | P | NO SIGNIFICANT CLINICAL OBSERVATIONS |
| | | | | 86 | 7:27 | P | NO SIGNIFICANT CLINICAL OBSERVATIONS |
| | | | | 86 | 9:26 | P | NO SIGNIFICANT CLINICAL OBSERVATIONS |
| | | | | 87 | 8:47 | P | NO SIGNIFICANT CLINICAL OBSERVATIONS |
| | | | | 87 | 10:38 | P | NO SIGNIFICANT CLINICAL OBSERVATIONS |
| | | | | 88 | 6:50 | P | NO SIGNIFICANT CLINICAL OBSERVATIONS |
| | | | | 88 | 9:14 | P | NO SIGNIFICANT CLINICAL OBSERVATIONS |

GRADE CODE: 1 - SLIGHT 2 - MODERATE 3 - SEVERE P - PRESENT

STUDY DAYS: 0 THROUGH 89

| ANIMAL | SEX | GROUP | CATEGORY | STUDY DAY | TIME | GRADE | OBSERVATIONS |
|---|---|---|---|---|---|---|---|
| 10508 | F | 5 MG/KG/DAY | NORMAL | 0 | 10:22 | P | NO SIGNIFICANT CLINICAL OBSERVATIONS |
| | | | | 0 | 12:50 | P | NO SIGNIFICANT CLINICAL OBSERVATIONS |
| | | | | 1 | 7:47 | P | NO SIGNIFICANT CLINICAL OBSERVATIONS |
| | | | | 1 | 9:34 | P | NO SIGNIFICANT CLINICAL OBSERVATIONS |
| | | | | 2 | 9:19 | P | NO SIGNIFICANT CLINICAL OBSERVATIONS |
| | | | | 2 | 11:15 | P | NO SIGNIFICANT CLINICAL OBSERVATIONS |
| | | | | 3 | 9:19 | P | NO SIGNIFICANT CLINICAL OBSERVATIONS |
| | | | | 3 | 11:14 | P | NO SIGNIFICANT CLINICAL OBSERVATIONS |
| | | | | 4 | 7:01 | P | NO SIGNIFICANT CLINICAL OBSERVATIONS |
| | | | | 4 | 8:53 | P | NO SIGNIFICANT CLINICAL OBSERVATIONS |
| | | | | 7 | 9:38 | P | NO SIGNIFICANT CLINICAL OBSERVATIONS |
| | | | | 7 | 11:44 | P | NO SIGNIFICANT CLINICAL OBSERVATIONS |
| | | | | 8 | 8:41 | P | NO SIGNIFICANT CLINICAL OBSERVATIONS |
| | | | | 8 | 10:38 | P | NO SIGNIFICANT CLINICAL OBSERVATIONS |
| | | | | 9 | 9:40 | P | NO SIGNIFICANT CLINICAL OBSERVATIONS |
| | | | | 9 | 11:23 | P | NO SIGNIFICANT CLINICAL OBSERVATIONS |
| | | | | 10 | 8:46 | P | NO SIGNIFICANT CLINICAL OBSERVATIONS |
| | | | | 10 | 10:18 | P | NO SIGNIFICANT CLINICAL OBSERVATIONS |
| | | | | 11 | 7:04 | P | NO SIGNIFICANT CLINICAL OBSERVATIONS |
| | | | | 11 | 9:20 | P | NO SIGNIFICANT CLINICAL OBSERVATIONS |
| | | | | 14 | 9:30 | P | NO SIGNIFICANT CLINICAL OBSERVATIONS |
| | | | | 14 | 12:09 | P | NO SIGNIFICANT CLINICAL OBSERVATIONS |
| | | | | 15 | 9:05 | P | NO SIGNIFICANT CLINICAL OBSERVATIONS |
| | | | | 15 | 10:40 | P | NO SIGNIFICANT CLINICAL OBSERVATIONS |
| | | | | 16 | 8:37 | P | NO SIGNIFICANT CLINICAL OBSERVATIONS |
| | | | | 16 | 10:06 | P | NO SIGNIFICANT CLINICAL OBSERVATIONS |
| | | | | 17 | 8:49 | P | NO SIGNIFICANT CLINICAL OBSERVATIONS |
| | | | | 17 | 10:28 | P | NO SIGNIFICANT CLINICAL OBSERVATIONS |
| | | | | 18 | 6:54 | P | NO SIGNIFICANT CLINICAL OBSERVATIONS |

GRADE CODE: 1 - SLIGHT 2 - MODERATE 3 - SEVERE P - PRESENT

STUDY DAYS: 0 THROUGH 89

| ANIMAL | SEX | GROUP | CATEGORY | STUDY DAY | TIME | GRADE | OBSERVATIONS |
|---|---|---|---|---|---|---|---|
| 10508 | F | 5 MG/KG/DAY | NORMAL | 18 | 8:58 | P | NO SIGNIFICANT CLINICAL OBSERVATIONS |
| | | | | 21 | 9:25 | P | NO SIGNIFICANT CLINICAL OBSERVATIONS |
| | | | | 21 | 11:33 | P | NO SIGNIFICANT CLINICAL OBSERVATIONS |
| | | | | 22 | 7:37 | P | NO SIGNIFICANT CLINICAL OBSERVATIONS |
| | | | | 22 | 9:37 | P | NO SIGNIFICANT CLINICAL OBSERVATIONS |
| | | | | 23 | 7:27 | P | NO SIGNIFICANT CLINICAL OBSERVATIONS |
| | | | | 23 | 9:15 | P | NO SIGNIFICANT CLINICAL OBSERVATIONS |
| | | | | 24 | 8:10 | P | NO SIGNIFICANT CLINICAL OBSERVATIONS |
| | | | | 24 | 9:29 | P | NO SIGNIFICANT CLINICAL OBSERVATIONS |
| | | | | 25 | 7:20 | P | NO SIGNIFICANT CLINICAL OBSERVATIONS |
| | | | | 25 | 9:21 | P | NO SIGNIFICANT CLINICAL OBSERVATIONS |
| | | | | 28 | 9:20 | P | NO SIGNIFICANT CLINICAL OBSERVATIONS |
| | | | | 28 | 11:44 | P | NO SIGNIFICANT CLINICAL OBSERVATIONS |
| | | | | 29 | 7:45 | P | NO SIGNIFICANT CLINICAL OBSERVATIONS |
| | | | | 29 | 9:45 | P | NO SIGNIFICANT CLINICAL OBSERVATIONS |
| | | | | 30 | 7:35 | P | NO SIGNIFICANT CLINICAL OBSERVATIONS |
| | | | | 30 | 9:25 | P | NO SIGNIFICANT CLINICAL OBSERVATIONS |
| | | | | 31 | 7:52 | P | NO SIGNIFICANT CLINICAL OBSERVATIONS |
| | | | | 31 | 9:07 | P | NO SIGNIFICANT CLINICAL OBSERVATIONS |
| | | | | 32 | 7:30 | P | NO SIGNIFICANT CLINICAL OBSERVATIONS |
| | | | | 32 | 9:55 | P | NO SIGNIFICANT CLINICAL OBSERVATIONS |
| | | | | 35 | 9:17 | P | NO SIGNIFICANT CLINICAL OBSERVATIONS |
| | | | | 35 | 11:02 | P | NO SIGNIFICANT CLINICAL OBSERVATIONS |
| | | | | 36 | 8:32 | P | NO SIGNIFICANT CLINICAL OBSERVATIONS |
| | | | | 36 | 10:17 | P | NO SIGNIFICANT CLINICAL OBSERVATIONS |
| | | | | 37 | 8:29 | P | NO SIGNIFICANT CLINICAL OBSERVATIONS |
| | | | | 37 | 10:08 | P | NO SIGNIFICANT CLINICAL OBSERVATIONS |
| | | | | 38 | 8:25 | P | NO SIGNIFICANT CLINICAL OBSERVATIONS |
| | | | | 38 | 10:09 | P | NO SIGNIFICANT CLINICAL OBSERVATIONS |

GRADE CODE: 1 - SLIGHT 2 - MODERATE 3 - SEVERE P - PRESENT

STUDY DAYS: 0 THROUGH 89

| ANIMAL | SEX | GROUP | CATEGORY | STUDY DAY | TIME | GRADE | OBSERVATIONS |
|---|---|---|---|---|---|---|---|
| 10508 | F | 5 MG/KG/DAY | NORMAL | 39 | 7:15 | P | NO SIGNIFICANT CLINICAL OBSERVATIONS |
| | | | | 39 | 9:15 | P | NO SIGNIFICANT CLINICAL OBSERVATIONS |
| | | | | 42 | 10:51 | P | NO SIGNIFICANT CLINICAL OBSERVATIONS |
| | | | | 43 | 8:30 | P | NO SIGNIFICANT CLINICAL OBSERVATIONS |
| | | | | 43 | 10:16 | P | NO SIGNIFICANT CLINICAL OBSERVATIONS |
| | | | | 44 | 8:02 | P | NO SIGNIFICANT CLINICAL OBSERVATIONS |
| | | | | 44 | 9:47 | P | NO SIGNIFICANT CLINICAL OBSERVATIONS |
| | | | | 45 | 8:27 | P | NO SIGNIFICANT CLINICAL OBSERVATIONS |
| | | | | 45 | 9:56 | P | NO SIGNIFICANT CLINICAL OBSERVATIONS |
| | | | | 46 | 6:55 | P | NO SIGNIFICANT CLINICAL OBSERVATIONS |
| | | | | 46 | 8:52 | P | NO SIGNIFICANT CLINICAL OBSERVATIONS |
| | | | | 49 | 9:34 | P | NO SIGNIFICANT CLINICAL OBSERVATIONS |
| | | | | 49 | 12:05 | P | NO SIGNIFICANT CLINICAL OBSERVATIONS |
| | | | | 50 | 8:34 | P | NO SIGNIFICANT CLINICAL OBSERVATIONS |
| | | | | 50 | 10:49 | P | NO SIGNIFICANT CLINICAL OBSERVATIONS |
| | | | | 51 | 7:58 | P | NO SIGNIFICANT CLINICAL OBSERVATIONS |
| | | | | 51 | 9:54 | P | NO SIGNIFICANT CLINICAL OBSERVATIONS |
| | | | | 52 | 9:15 | P | NO SIGNIFICANT CLINICAL OBSERVATIONS |
| | | | | 52 | 11:34 | P | NO SIGNIFICANT CLINICAL OBSERVATIONS |
| | | | | 53 | 7:00 | P | NO SIGNIFICANT CLINICAL OBSERVATIONS |
| | | | | 53 | 9:10 | P | NO SIGNIFICANT CLINICAL OBSERVATIONS |
| | | | | 56 | 9:02 | P | NO SIGNIFICANT CLINICAL OBSERVATIONS |
| | | | | 56 | 10:58 | P | NO SIGNIFICANT CLINICAL OBSERVATIONS |
| | | | | 57 | 9:04 | P | NO SIGNIFICANT CLINICAL OBSERVATIONS |
| | | | | 57 | 10:30 | P | NO SIGNIFICANT CLINICAL OBSERVATIONS |
| | | | | 58 | 7:39 | P | NO SIGNIFICANT CLINICAL OBSERVATIONS |
| | | | | 58 | 9:25 | P | NO SIGNIFICANT CLINICAL OBSERVATIONS |
| | | | | 59 | 7:24 | P | NO SIGNIFICANT CLINICAL OBSERVATIONS |
| | | | | 59 | 9:04 | P | NO SIGNIFICANT CLINICAL OBSERVATIONS |

GRADE CODE: 1 - SLIGHT 2 - MODERATE 3 - SEVERE P - PRESENT

STUDY DAYS: 0 THROUGH 89

| ANIMAL | SEX | GROUP | CATEGORY | STUDY DAY | TIME | GRADE | OBSERVATIONS |
|---|---|---|---|---|---|---|---|
| 10508 | F | 5 MG/KG/DAY | NORMAL | 60 | 7:40 | P | NO SIGNIFICANT CLINICAL OBSERVATIONS |
| | | | | 60 | 9:45 | P | NO SIGNIFICANT CLINICAL OBSERVATIONS |
| | | | | 63 | 12:01 | P | NO SIGNIFICANT CLINICAL OBSERVATIONS |
| | | | | 63 | 14:17 | P | NO SIGNIFICANT CLINICAL OBSERVATIONS |
| | | | | 64 | 8:40 | P | NO SIGNIFICANT CLINICAL OBSERVATIONS |
| | | | | 64 | 10:14 | P | NO SIGNIFICANT CLINICAL OBSERVATIONS |
| | | | | 65 | 8:48 | P | NO SIGNIFICANT CLINICAL OBSERVATIONS |
| | | | | 65 | 10:55 | P | NO SIGNIFICANT CLINICAL OBSERVATIONS |
| | | | | 66 | 8:21 | P | NO SIGNIFICANT CLINICAL OBSERVATIONS |
| | | | | 66 | 9:49 | P | NO SIGNIFICANT CLINICAL OBSERVATIONS |
| | | | | 67 | 7:32 | P | NO SIGNIFICANT CLINICAL OBSERVATIONS |
| | | | | 67 | 9:09 | P | NO SIGNIFICANT CLINICAL OBSERVATIONS |
| | | | | 70 | 8:18 | P | NO SIGNIFICANT CLINICAL OBSERVATIONS |
| | | | | 70 | 10:48 | P | NO SIGNIFICANT CLINICAL OBSERVATIONS |
| | | | | 71 | 8:13 | P | NO SIGNIFICANT CLINICAL OBSERVATIONS |
| | | | | 71 | 9:42 | P | NO SIGNIFICANT CLINICAL OBSERVATIONS |
| | | | | 72 | 7:30 | P | NO SIGNIFICANT CLINICAL OBSERVATIONS |
| | | | | 72 | 9:04 | P | NO SIGNIFICANT CLINICAL OBSERVATIONS |
| | | | | 73 | 7:30 | P | NO SIGNIFICANT CLINICAL OBSERVATIONS |
| | | | | 73 | 9:15 | P | NO SIGNIFICANT CLINICAL OBSERVATIONS |
| | | | | 74 | 7:17 | P | NO SIGNIFICANT CLINICAL OBSERVATIONS |
| | | | | 74 | 9:21 | P | NO SIGNIFICANT CLINICAL OBSERVATIONS |
| | | | | 77 | 8:24 | P | NO SIGNIFICANT CLINICAL OBSERVATIONS |
| | | | | 77 | 11:24 | P | NO SIGNIFICANT CLINICAL OBSERVATIONS |
| | | | | 78 | 9:38 | P | NO SIGNIFICANT CLINICAL OBSERVATIONS |
| | | | | 78 | 11:30 | P | NO SIGNIFICANT CLINICAL OBSERVATIONS |
| | | | | 79 | 7:21 | P | NO SIGNIFICANT CLINICAL OBSERVATIONS |
| | | | | 79 | 8:57 | P | NO SIGNIFICANT CLINICAL OBSERVATIONS |
| | | | | 80 | 8:54 | P | NO SIGNIFICANT CLINICAL OBSERVATIONS |

GRADE CODE: 1 - SLIGHT 2 - MODERATE 3 - SEVERE P - PRESENT

STUDY DAYS: 0 THROUGH 89

| ANIMAL | SEX | GROUP | CATEGORY | STUDY DAY | TIME | GRADE | OBSERVATIONS |
|---|---|---|---|---|---|---|---|
| 10508 | F | 5 MG/KG/DAY | NORMAL | 80 | 10:37 | P | NO SIGNIFICANT CLINICAL OBSERVATIONS |
| | | | | 81 | 7:33 | P | NO SIGNIFICANT CLINICAL OBSERVATIONS |
| | | | | 81 | 9:24 | P | NO SIGNIFICANT CLINICAL OBSERVATIONS |
| | | | | 84 | 9:02 | P | NO SIGNIFICANT CLINICAL OBSERVATIONS |
| | | | | 84 | 10:52 | P | NO SIGNIFICANT CLINICAL OBSERVATIONS |
| | | | | 85 | 7:37 | P | NO SIGNIFICANT CLINICAL OBSERVATIONS |
| | | | | 85 | 9:41 | P | NO SIGNIFICANT CLINICAL OBSERVATIONS |
| | | | | 86 | 7:27 | P | NO SIGNIFICANT CLINICAL OBSERVATIONS |
| | | | | 86 | 9:26 | P | NO SIGNIFICANT CLINICAL OBSERVATIONS |
| | | | | 87 | 8:47 | P | NO SIGNIFICANT CLINICAL OBSERVATIONS |
| | | | | 87 | 10:39 | P | NO SIGNIFICANT CLINICAL OBSERVATIONS |
| | | | | 88 | 6:50 | P | NO SIGNIFICANT CLINICAL OBSERVATIONS |
| | | | | 88 | 9:14 | P | NO SIGNIFICANT CLINICAL OBSERVATIONS |
| 10513 | F | 5 MG/KG/DAY | NORMAL | 0 | 10:23 | P | NO SIGNIFICANT CLINICAL OBSERVATIONS |
| | | | | 0 | 12:50 | P | NO SIGNIFICANT CLINICAL OBSERVATIONS |
| | | | | 1 | 7:47 | P | NO SIGNIFICANT CLINICAL OBSERVATIONS |
| | | | | 1 | 9:34 | P | NO SIGNIFICANT CLINICAL OBSERVATIONS |
| | | | | 2 | 9:19 | P | NO SIGNIFICANT CLINICAL OBSERVATIONS |
| | | | | 2 | 11:16 | P | NO SIGNIFICANT CLINICAL OBSERVATIONS |
| | | | | 3 | 9:22 | P | NO SIGNIFICANT CLINICAL OBSERVATIONS |
| | | | | 3 | 11:15 | P | NO SIGNIFICANT CLINICAL OBSERVATIONS |
| | | | | 4 | 7:01 | P | NO SIGNIFICANT CLINICAL OBSERVATIONS |
| | | | | 4 | 8:53 | P | NO SIGNIFICANT CLINICAL OBSERVATIONS |
| | | | | 7 | 9:38 | P | NO SIGNIFICANT CLINICAL OBSERVATIONS |
| | | | | 7 | 11:44 | P | NO SIGNIFICANT CLINICAL OBSERVATIONS |
| | | | | 8 | 8:41 | P | NO SIGNIFICANT CLINICAL OBSERVATIONS |
| | | | | 8 | 10:38 | P | NO SIGNIFICANT CLINICAL OBSERVATIONS |
| | | | | 9 | 9:40 | P | NO SIGNIFICANT CLINICAL OBSERVATIONS |
| | | | | 9 | 11:23 | P | NO SIGNIFICANT CLINICAL OBSERVATIONS |

GRADE CODE: 1 - SLIGHT 2 - MODERATE 3 - SEVERE P - PRESENT

STUDY DAYS: 0 THROUGH 89

| ANIMAL | SEX | GROUP | CATEGORY | STUDY DAY | TIME | GRADE | OBSERVATIONS |
|---|---|---|---|---|---|---|---|
| 10513 | F | 5 MG/KG/DAY | NORMAL | 10 | 8:46 | P | NO SIGNIFICANT CLINICAL OBSERVATIONS |
| | | | | 10 | 10:18 | P | NO SIGNIFICANT CLINICAL OBSERVATIONS |
| | | | | 11 | 7:04 | P | NO SIGNIFICANT CLINICAL OBSERVATIONS |
| | | | | 11 | 9:20 | P | NO SIGNIFICANT CLINICAL OBSERVATIONS |
| | | | | 14 | 9:30 | P | NO SIGNIFICANT CLINICAL OBSERVATIONS |
| | | | | 14 | 12:09 | P | NO SIGNIFICANT CLINICAL OBSERVATIONS |
| | | | | 15 | 9:05 | P | NO SIGNIFICANT CLINICAL OBSERVATIONS |
| | | | | 15 | 10:41 | P | NO SIGNIFICANT CLINICAL OBSERVATIONS |
| | | | | 16 | 8:37 | P | NO SIGNIFICANT CLINICAL OBSERVATIONS |
| | | | | 16 | 10:06 | P | NO SIGNIFICANT CLINICAL OBSERVATIONS |
| | | | | 17 | 8:49 | P | NO SIGNIFICANT CLINICAL OBSERVATIONS |
| | | | | 17 | 10:28 | P | NO SIGNIFICANT CLINICAL OBSERVATIONS |
| | | | | 18 | 6:54 | P | NO SIGNIFICANT CLINICAL OBSERVATIONS |
| | | | | 18 | 8:58 | P | NO SIGNIFICANT CLINICAL OBSERVATIONS |
| | | | | 21 | 9:25 | P | NO SIGNIFICANT CLINICAL OBSERVATIONS |
| | | | | 21 | 11:34 | P | NO SIGNIFICANT CLINICAL OBSERVATIONS |
| | | | | 22 | 7:37 | P | NO SIGNIFICANT CLINICAL OBSERVATIONS |
| | | | | 22 | 9:37 | P | NO SIGNIFICANT CLINICAL OBSERVATIONS |
| | | | | 23 | 7:27 | P | NO SIGNIFICANT CLINICAL OBSERVATIONS |
| | | | | 23 | 9:15 | P | NO SIGNIFICANT CLINICAL OBSERVATIONS |
| | | | | 24 | 8:10 | P | NO SIGNIFICANT CLINICAL OBSERVATIONS |
| | | | | 24 | 9:29 | P | NO SIGNIFICANT CLINICAL OBSERVATIONS |
| | | | | 25 | 7:22 | P | NO SIGNIFICANT CLINICAL OBSERVATIONS |
| | | | | 25 | 9:21 | P | NO SIGNIFICANT CLINICAL OBSERVATIONS |
| | | | | 28 | 9:21 | P | NO SIGNIFICANT CLINICAL OBSERVATIONS |
| | | | | 28 | 11:44 | P | NO SIGNIFICANT CLINICAL OBSERVATIONS |
| | | | | 29 | 7:45 | P | NO SIGNIFICANT CLINICAL OBSERVATIONS |
| | | | | 29 | 9:45 | P | NO SIGNIFICANT CLINICAL OBSERVATIONS |
| | | | | 30 | 7:35 | P | NO SIGNIFICANT CLINICAL OBSERVATIONS |

GRADE CODE: 1 - SLIGHT 2 - MODERATE 3 - SEVERE P - PRESENT

STUDY DAYS: 0 THROUGH 89

| ANIMAL | SEX | GROUP | CATEGORY | STUDY DAY | TIME | GRADE | OBSERVATIONS |
|---|---|---|---|---|---|---|---|
| 10513 | F | 5 MG/KG/DAY | NORMAL | 30 | 9:25 | P | NO SIGNIFICANT CLINICAL OBSERVATIONS |
| | | | | 31 | 7:52 | P | NO SIGNIFICANT CLINICAL OBSERVATIONS |
| | | | | 31 | 9:07 | P | NO SIGNIFICANT CLINICAL OBSERVATIONS |
| | | | | 32 | 7:30 | P | NO SIGNIFICANT CLINICAL OBSERVATIONS |
| | | | | 32 | 9:55 | P | NO SIGNIFICANT CLINICAL OBSERVATIONS |
| | | | | 35 | 9:17 | P | NO SIGNIFICANT CLINICAL OBSERVATIONS |
| | | | | 35 | 11:02 | P | NO SIGNIFICANT CLINICAL OBSERVATIONS |
| | | | | 36 | 8:32 | P | NO SIGNIFICANT CLINICAL OBSERVATIONS |
| | | | | 36 | 10:18 | P | NO SIGNIFICANT CLINICAL OBSERVATIONS |
| | | | | 37 | 8:29 | P | NO SIGNIFICANT CLINICAL OBSERVATIONS |
| | | | | 37 | 10:08 | P | NO SIGNIFICANT CLINICAL OBSERVATIONS |
| | | | | 38 | 8:26 | P | NO SIGNIFICANT CLINICAL OBSERVATIONS |
| | | | | 38 | 10:10 | P | NO SIGNIFICANT CLINICAL OBSERVATIONS |
| | | | | 39 | 7:15 | P | NO SIGNIFICANT CLINICAL OBSERVATIONS |
| | | | | 39 | 9:15 | P | NO SIGNIFICANT CLINICAL OBSERVATIONS |
| | | | | 42 | 10:52 | P | NO SIGNIFICANT CLINICAL OBSERVATIONS |
| | | | | 43 | 8:30 | P | NO SIGNIFICANT CLINICAL OBSERVATIONS |
| | | | | 43 | 10:16 | P | NO SIGNIFICANT CLINICAL OBSERVATIONS |
| | | | | 44 | 8:02 | P | NO SIGNIFICANT CLINICAL OBSERVATIONS |
| | | | | 44 | 9:47 | P | NO SIGNIFICANT CLINICAL OBSERVATIONS |
| | | | | 45 | 8:27 | P | NO SIGNIFICANT CLINICAL OBSERVATIONS |
| | | | | 45 | 9:56 | P | NO SIGNIFICANT CLINICAL OBSERVATIONS |
| | | | | 46 | 6:55 | P | NO SIGNIFICANT CLINICAL OBSERVATIONS |
| | | | | 46 | 8:52 | P | NO SIGNIFICANT CLINICAL OBSERVATIONS |
| | | | | 49 | 9:34 | P | NO SIGNIFICANT CLINICAL OBSERVATIONS |
| | | | | 49 | 12:05 | P | NO SIGNIFICANT CLINICAL OBSERVATIONS |
| | | | | 50 | 8:34 | P | NO SIGNIFICANT CLINICAL OBSERVATIONS |
| | | | | 50 | 10:49 | P | NO SIGNIFICANT CLINICAL OBSERVATIONS |
| | | | | 51 | 7:58 | P | NO SIGNIFICANT CLINICAL OBSERVATIONS |

GRADE CODE: 1 - SLIGHT 2 - MODERATE 3 - SEVERE P - PRESENT

STUDY DAYS: 0 THROUGH 89

| ANIMAL | SEX | GROUP | CATEGORY | STUDY DAY | TIME | GRADE | OBSERVATIONS |
|---|---|---|---|---|---|---|---|
| 10513 | F | 5 MG/KG/DAY | NORMAL | 51 | 9:54 | P | NO SIGNIFICANT CLINICAL OBSERVATIONS |
| | | | | 52 | 9:15 | P | NO SIGNIFICANT CLINICAL OBSERVATIONS |
| | | | | 52 | 11:34 | P | NO SIGNIFICANT CLINICAL OBSERVATIONS |
| | | | | 53 | 7:00 | P | NO SIGNIFICANT CLINICAL OBSERVATIONS |
| | | | | 53 | 9:10 | P | NO SIGNIFICANT CLINICAL OBSERVATIONS |
| | | | | 56 | 9:03 | P | NO SIGNIFICANT CLINICAL OBSERVATIONS |
| | | | | 56 | 10:58 | P | NO SIGNIFICANT CLINICAL OBSERVATIONS |
| | | | | 57 | 9:05 | P | NO SIGNIFICANT CLINICAL OBSERVATIONS |
| | | | | 57 | 10:30 | P | NO SIGNIFICANT CLINICAL OBSERVATIONS |
| | | | | 58 | 7:40 | P | NO SIGNIFICANT CLINICAL OBSERVATIONS |
| | | | | 58 | 9:25 | P | NO SIGNIFICANT CLINICAL OBSERVATIONS |
| | | | | 59 | 7:24 | P | NO SIGNIFICANT CLINICAL OBSERVATIONS |
| | | | | 59 | 9:04 | P | NO SIGNIFICANT CLINICAL OBSERVATIONS |
| | | | | 60 | 7:40 | P | NO SIGNIFICANT CLINICAL OBSERVATIONS |
| | | | | 60 | 9:45 | P | NO SIGNIFICANT CLINICAL OBSERVATIONS |
| | | | | 63 | 12:01 | P | NO SIGNIFICANT CLINICAL OBSERVATIONS |
| | | | | 63 | 14:17 | P | NO SIGNIFICANT CLINICAL OBSERVATIONS |
| | | | | 64 | 8:40 | P | NO SIGNIFICANT CLINICAL OBSERVATIONS |
| | | | | 64 | 10:14 | P | NO SIGNIFICANT CLINICAL OBSERVATIONS |
| | | | | 65 | 8:48 | P | NO SIGNIFICANT CLINICAL OBSERVATIONS |
| | | | | 65 | 10:55 | P | NO SIGNIFICANT CLINICAL OBSERVATIONS |
| | | | | 66 | 8:22 | P | NO SIGNIFICANT CLINICAL OBSERVATIONS |
| | | | | 66 | 9:49 | P | NO SIGNIFICANT CLINICAL OBSERVATIONS |
| | | | | 67 | 7:32 | P | NO SIGNIFICANT CLINICAL OBSERVATIONS |
| | | | | 67 | 9:10 | P | NO SIGNIFICANT CLINICAL OBSERVATIONS |
| | | | | 70 | 8:18 | P | NO SIGNIFICANT CLINICAL OBSERVATIONS |
| | | | | 70 | 10:48 | P | NO SIGNIFICANT CLINICAL OBSERVATIONS |
| | | | | 71 | 8:13 | P | NO SIGNIFICANT CLINICAL OBSERVATIONS |
| | | | | 71 | 9:42 | P | NO SIGNIFICANT CLINICAL OBSERVATIONS |

GRADE CODE: 1 - SLIGHT 2 - MODERATE 3 - SEVERE P - PRESENT

STUDY DAYS: 0 THROUGH 89

| ANIMAL | SEX | GROUP | CATEGORY | STUDY DAY | TIME | GRADE | OBSERVATIONS |
|---|---|---|---|---|---|---|---|
| 10513 | F | 5 MG/KG/DAY | NORMAL | 72 | 7:30 | P | NO SIGNIFICANT CLINICAL OBSERVATIONS |
| | | | | 72 | 9:04 | P | NO SIGNIFICANT CLINICAL OBSERVATIONS |
| | | | | 73 | 7:30 | P | NO SIGNIFICANT CLINICAL OBSERVATIONS |
| | | | | 73 | 9:15 | P | NO SIGNIFICANT CLINICAL OBSERVATIONS |
| | | | | 74 | 7:17 | P | NO SIGNIFICANT CLINICAL OBSERVATIONS |
| | | | | 74 | 9:21 | P | NO SIGNIFICANT CLINICAL OBSERVATIONS |
| | | | | 77 | 8:25 | P | NO SIGNIFICANT CLINICAL OBSERVATIONS |
| | | | | 77 | 11:24 | P | NO SIGNIFICANT CLINICAL OBSERVATIONS |
| | | | | 78 | 9:38 | P | NO SIGNIFICANT CLINICAL OBSERVATIONS |
| | | | | 78 | 11:31 | P | NO SIGNIFICANT CLINICAL OBSERVATIONS |
| | | | | 79 | 7:21 | P | NO SIGNIFICANT CLINICAL OBSERVATIONS |
| | | | | 79 | 8:57 | P | NO SIGNIFICANT CLINICAL OBSERVATIONS |
| | | | | 80 | 8:54 | P | NO SIGNIFICANT CLINICAL OBSERVATIONS |
| | | | | 80 | 10:37 | P | NO SIGNIFICANT CLINICAL OBSERVATIONS |
| | | | | 81 | 7:33 | P | NO SIGNIFICANT CLINICAL OBSERVATIONS |
| | | | | 81 | 9:24 | P | NO SIGNIFICANT CLINICAL OBSERVATIONS |
| | | | | 85 | 7:38 | P | NO SIGNIFICANT CLINICAL OBSERVATIONS |
| | | | | 85 | 9:41 | P | NO SIGNIFICANT CLINICAL OBSERVATIONS |
| | | | | 86 | 7:27 | P | NO SIGNIFICANT CLINICAL OBSERVATIONS |
| | | | | 86 | 9:26 | P | NO SIGNIFICANT CLINICAL OBSERVATIONS |
| | | | | 87 | 8:47 | P | NO SIGNIFICANT CLINICAL OBSERVATIONS |
| | | | | 87 | 10:38 | P | NO SIGNIFICANT CLINICAL OBSERVATIONS |
| | | | | 88 | 6:50 | P | NO SIGNIFICANT CLINICAL OBSERVATIONS |
| | | | | 88 | 9:14 | P | NO SIGNIFICANT CLINICAL OBSERVATIONS |
| | | | | 89 | 6:22 | P | NO SIGNIFICANT CLINICAL OBSERVATIONS |
| | | | | 89 | 7:47 | P | NO SIGNIFICANT CLINICAL OBSERVATIONS |
| 10520 | F | 5 MG/KG/DAY | NORMAL | 0 | 10:23 | P | NO SIGNIFICANT CLINICAL OBSERVATIONS |
| | | | | 0 | 12:50 | P | NO SIGNIFICANT CLINICAL OBSERVATIONS |
| | | | | 1 | 7:47 | P | NO SIGNIFICANT CLINICAL OBSERVATIONS |

GRADE CODE: 1 - SLIGHT 2 - MODERATE 3 - SEVERE P - PRESENT

TABLE A3 (DOSING DAY OBSERVATIONS)
A 90-DAY DERMAL STUDY UTILIZING CLARIFIED OILS IN RATS
INDIVIDUAL CLINICAL OBSERVATIONS



STUDY DAYS: 0 THROUGH 89

| ANIMAL | SEX | GROUP | CATEGORY | STUDY DAY | TIME | GRADE | OBSERVATIONS |
|---|---|---|---|---|---|---|---|
| 10520 | F | 5 MG/KG/DAY | NORMAL | 1 | 9:34 | P | NO SIGNIFICANT CLINICAL OBSERVATIONS |
| | | | | 2 | 9:19 | P | NO SIGNIFICANT CLINICAL OBSERVATIONS |
| | | | | 2 | 11:16 | P | NO SIGNIFICANT CLINICAL OBSERVATIONS |
| | | | | 3 | 9:22 | P | NO SIGNIFICANT CLINICAL OBSERVATIONS |
| | | | | 3 | 11:15 | P | NO SIGNIFICANT CLINICAL OBSERVATIONS |
| | | | | 4 | 7:01 | P | NO SIGNIFICANT CLINICAL OBSERVATIONS |
| | | | | 4 | 8:54 | P | NO SIGNIFICANT CLINICAL OBSERVATIONS |
| | | | | 7 | 9:38 | P | NO SIGNIFICANT CLINICAL OBSERVATIONS |
| | | | | 7 | 11:44 | P | NO SIGNIFICANT CLINICAL OBSERVATIONS |
| | | | | 8 | 8:41 | P | NO SIGNIFICANT CLINICAL OBSERVATIONS |
| | | | | 8 | 10:39 | P | NO SIGNIFICANT CLINICAL OBSERVATIONS |
| | | | | 9 | 9:40 | P | NO SIGNIFICANT CLINICAL OBSERVATIONS |
| | | | | 9 | 11:24 | P | NO SIGNIFICANT CLINICAL OBSERVATIONS |
| | | | | 10 | 8:46 | P | NO SIGNIFICANT CLINICAL OBSERVATIONS |
| | | | | 10 | 10:18 | P | NO SIGNIFICANT CLINICAL OBSERVATIONS |
| | | | | 11 | 7:04 | P | NO SIGNIFICANT CLINICAL OBSERVATIONS |
| | | | | 11 | 9:20 | P | NO SIGNIFICANT CLINICAL OBSERVATIONS |
| | | | | 14 | 9:31 | P | NO SIGNIFICANT CLINICAL OBSERVATIONS |
| | | | | 14 | 12:10 | P | NO SIGNIFICANT CLINICAL OBSERVATIONS |
| | | | | 15 | 9:05 | P | NO SIGNIFICANT CLINICAL OBSERVATIONS |
| | | | | 15 | 10:41 | P | NO SIGNIFICANT CLINICAL OBSERVATIONS |
| | | | | 16 | 8:38 | P | NO SIGNIFICANT CLINICAL OBSERVATIONS |
| | | | | 16 | 10:06 | P | NO SIGNIFICANT CLINICAL OBSERVATIONS |
| | | | | 17 | 8:49 | P | NO SIGNIFICANT CLINICAL OBSERVATIONS |
| | | | | 17 | 10:28 | P | NO SIGNIFICANT CLINICAL OBSERVATIONS |
| | | | | 18 | 6:54 | P | NO SIGNIFICANT CLINICAL OBSERVATIONS |
| | | | | 18 | 8:58 | P | NO SIGNIFICANT CLINICAL OBSERVATIONS |
| | | | | 21 | 9:25 | P | NO SIGNIFICANT CLINICAL OBSERVATIONS |
| | | | | 21 | 11:34 | P | NO SIGNIFICANT CLINICAL OBSERVATIONS |

GRADE CODE: 1 - SLIGHT 2 - MODERATE 3 - SEVERE P - PRESENT

STUDY DAYS: 0 THROUGH 89

| ANIMAL | SEX | GROUP | CATEGORY | STUDY DAY | TIME | GRADE | OBSERVATIONS |
|---|---|---|---|---|---|---|---|
| 10520 | F | 5 MG/KG/DAY | NORMAL | 22 | 7:38 | P | NO SIGNIFICANT CLINICAL OBSERVATIONS |
| | | | | 22 | 9:38 | P | NO SIGNIFICANT CLINICAL OBSERVATIONS |
| | | | | 23 | 7:27 | P | NO SIGNIFICANT CLINICAL OBSERVATIONS |
| | | | | 23 | 9:15 | P | NO SIGNIFICANT CLINICAL OBSERVATIONS |
| | | | | 24 | 8:10 | P | NO SIGNIFICANT CLINICAL OBSERVATIONS |
| | | | | 24 | 9:29 | P | NO SIGNIFICANT CLINICAL OBSERVATIONS |
| | | | | 25 | 7:22 | P | NO SIGNIFICANT CLINICAL OBSERVATIONS |
| | | | | 25 | 9:22 | P | NO SIGNIFICANT CLINICAL OBSERVATIONS |
| | | | | 28 | 9:21 | P | NO SIGNIFICANT CLINICAL OBSERVATIONS |
| | | | | 28 | 11:44 | P | NO SIGNIFICANT CLINICAL OBSERVATIONS |
| | | | | 29 | 7:45 | P | NO SIGNIFICANT CLINICAL OBSERVATIONS |
| | | | | 29 | 9:45 | P | NO SIGNIFICANT CLINICAL OBSERVATIONS |
| | | | | 30 | 7:35 | P | NO SIGNIFICANT CLINICAL OBSERVATIONS |
| | | | | 30 | 9:25 | P | NO SIGNIFICANT CLINICAL OBSERVATIONS |
| | | | | 31 | 7:52 | P | NO SIGNIFICANT CLINICAL OBSERVATIONS |
| | | | | 31 | 9:07 | P | NO SIGNIFICANT CLINICAL OBSERVATIONS |
| | | | | 32 | 7:30 | P | NO SIGNIFICANT CLINICAL OBSERVATIONS |
| | | | | 32 | 9:55 | P | NO SIGNIFICANT CLINICAL OBSERVATIONS |
| | | | | 35 | 9:17 | P | NO SIGNIFICANT CLINICAL OBSERVATIONS |
| | | | | 35 | 11:02 | P | NO SIGNIFICANT CLINICAL OBSERVATIONS |
| | | | | 36 | 8:32 | P | NO SIGNIFICANT CLINICAL OBSERVATIONS |
| | | | | 36 | 10:18 | P | NO SIGNIFICANT CLINICAL OBSERVATIONS |
| | | | | 37 | 8:30 | P | NO SIGNIFICANT CLINICAL OBSERVATIONS |
| | | | | 37 | 10:08 | P | NO SIGNIFICANT CLINICAL OBSERVATIONS |
| | | | | 38 | 8:26 | P | NO SIGNIFICANT CLINICAL OBSERVATIONS |
| | | | | 38 | 10:10 | P | NO SIGNIFICANT CLINICAL OBSERVATIONS |
| | | | | 39 | 7:15 | P | NO SIGNIFICANT CLINICAL OBSERVATIONS |
| | | | | 39 | 9:15 | P | NO SIGNIFICANT CLINICAL OBSERVATIONS |
| | | | | 42 | 10:52 | P | NO SIGNIFICANT CLINICAL OBSERVATIONS |

GRADE CODE: 1 - SLIGHT 2 - MODERATE 3 - SEVERE P - PRESENT

STUDY DAYS: 0 THROUGH 89

| ANIMAL | SEX | GROUP | CATEGORY | STUDY DAY | TIME | GRADE | OBSERVATIONS |
|---|---|---|---|---|---|---|---|
| 10520 | F | 5 MG/KG/DAY | NORMAL | 43 | 8:30 | P | NO SIGNIFICANT CLINICAL OBSERVATIONS |
| | | | | 43 | 10:16 | P | NO SIGNIFICANT CLINICAL OBSERVATIONS |
| | | | | 44 | 8:02 | P | NO SIGNIFICANT CLINICAL OBSERVATIONS |
| | | | | 44 | 9:47 | P | NO SIGNIFICANT CLINICAL OBSERVATIONS |
| | | | | 45 | 8:27 | P | NO SIGNIFICANT CLINICAL OBSERVATIONS |
| | | | | 45 | 9:56 | P | NO SIGNIFICANT CLINICAL OBSERVATIONS |
| | | | | 46 | 6:55 | P | NO SIGNIFICANT CLINICAL OBSERVATIONS |
| | | | | 46 | 8:52 | P | NO SIGNIFICANT CLINICAL OBSERVATIONS |
| | | | | 49 | 9:34 | P | NO SIGNIFICANT CLINICAL OBSERVATIONS |
| | | | | 49 | 12:05 | P | NO SIGNIFICANT CLINICAL OBSERVATIONS |
| | | | | 50 | 8:35 | P | NO SIGNIFICANT CLINICAL OBSERVATIONS |
| | | | | 50 | 10:49 | P | NO SIGNIFICANT CLINICAL OBSERVATIONS |
| | | | | 51 | 7:58 | P | NO SIGNIFICANT CLINICAL OBSERVATIONS |
| | | | | 51 | 9:54 | P | NO SIGNIFICANT CLINICAL OBSERVATIONS |
| | | | | 52 | 9:15 | P | NO SIGNIFICANT CLINICAL OBSERVATIONS |
| | | | | 52 | 11:34 | P | NO SIGNIFICANT CLINICAL OBSERVATIONS |
| | | | | 53 | 7:01 | P | NO SIGNIFICANT CLINICAL OBSERVATIONS |
| | | | | 53 | 9:10 | P | NO SIGNIFICANT CLINICAL OBSERVATIONS |
| | | | | 56 | 9:03 | P | NO SIGNIFICANT CLINICAL OBSERVATIONS |
| | | | | 56 | 10:59 | P | NO SIGNIFICANT CLINICAL OBSERVATIONS |
| | | | | 57 | 9:05 | P | NO SIGNIFICANT CLINICAL OBSERVATIONS |
| | | | | 57 | 10:31 | P | NO SIGNIFICANT CLINICAL OBSERVATIONS |
| | | | | 58 | 7:40 | P | NO SIGNIFICANT CLINICAL OBSERVATIONS |
| | | | | 58 | 9:25 | P | NO SIGNIFICANT CLINICAL OBSERVATIONS |
| | | | | 59 | 7:24 | P | NO SIGNIFICANT CLINICAL OBSERVATIONS |
| | | | | 59 | 9:04 | P | NO SIGNIFICANT CLINICAL OBSERVATIONS |
| | | | | 60 | 7:40 | P | NO SIGNIFICANT CLINICAL OBSERVATIONS |
| | | | | 60 | 9:45 | P | NO SIGNIFICANT CLINICAL OBSERVATIONS |
| | | | | 63 | 12:01 | P | NO SIGNIFICANT CLINICAL OBSERVATIONS |

GRADE CODE: 1 - SLIGHT 2 - MODERATE 3 - SEVERE P - PRESENT

STUDY DAYS: 0 THROUGH 89

| ANIMAL | SEX | GROUP | CATEGORY | STUDY DAY | TIME | GRADE | OBSERVATIONS |
|---|---|---|---|---|---|---|---|
| 10520 | F | 5 MG/KG/DAY | NORMAL | 63 | 14:17 | P | NO SIGNIFICANT CLINICAL OBSERVATIONS |
| | | | | 64 | 8:40 | P | NO SIGNIFICANT CLINICAL OBSERVATIONS |
| | | | | 64 | 10:14 | P | NO SIGNIFICANT CLINICAL OBSERVATIONS |
| | | | | 65 | 8:49 | P | NO SIGNIFICANT CLINICAL OBSERVATIONS |
| | | | | 65 | 10:55 | P | NO SIGNIFICANT CLINICAL OBSERVATIONS |
| | | | | 66 | 8:22 | P | NO SIGNIFICANT CLINICAL OBSERVATIONS |
| | | | | 66 | 9:49 | P | NO SIGNIFICANT CLINICAL OBSERVATIONS |
| | | | | 67 | 7:32 | P | NO SIGNIFICANT CLINICAL OBSERVATIONS |
| | | | | 67 | 9:10 | P | NO SIGNIFICANT CLINICAL OBSERVATIONS |
| | | | | 70 | 8:18 | P | NO SIGNIFICANT CLINICAL OBSERVATIONS |
| | | | | 70 | 10:48 | P | NO SIGNIFICANT CLINICAL OBSERVATIONS |
| | | | | 71 | 8:14 | P | NO SIGNIFICANT CLINICAL OBSERVATIONS |
| | | | | 71 | 9:43 | P | NO SIGNIFICANT CLINICAL OBSERVATIONS |
| | | | | 72 | 7:30 | P | NO SIGNIFICANT CLINICAL OBSERVATIONS |
| | | | | 72 | 9:04 | P | NO SIGNIFICANT CLINICAL OBSERVATIONS |
| | | | | 73 | 7:30 | P | NO SIGNIFICANT CLINICAL OBSERVATIONS |
| | | | | 73 | 9:15 | P | NO SIGNIFICANT CLINICAL OBSERVATIONS |
| | | | | 74 | 7:17 | P | NO SIGNIFICANT CLINICAL OBSERVATIONS |
| | | | | 74 | 9:21 | P | NO SIGNIFICANT CLINICAL OBSERVATIONS |
| | | | | 77 | 8:27 | P | NO SIGNIFICANT CLINICAL OBSERVATIONS |
| | | | | 77 | 11:24 | P | NO SIGNIFICANT CLINICAL OBSERVATIONS |
| | | | | 78 | 9:38 | P | NO SIGNIFICANT CLINICAL OBSERVATIONS |
| | | | | 78 | 11:31 | P | NO SIGNIFICANT CLINICAL OBSERVATIONS |
| | | | | 79 | 7:21 | P | NO SIGNIFICANT CLINICAL OBSERVATIONS |
| | | | | 79 | 8:57 | P | NO SIGNIFICANT CLINICAL OBSERVATIONS |
| | | | | 80 | 8:54 | P | NO SIGNIFICANT CLINICAL OBSERVATIONS |
| | | | | 80 | 10:37 | P | NO SIGNIFICANT CLINICAL OBSERVATIONS |
| | | | | 81 | 7:33 | P | NO SIGNIFICANT CLINICAL OBSERVATIONS |
| | | | | 81 | 9:24 | P | NO SIGNIFICANT CLINICAL OBSERVATIONS |

GRADE CODE: 1 - SLIGHT 2 - MODERATE 3 - SEVERE P - PRESENT

STUDY DAYS: 0 THROUGH 89

| ANIMAL | SEX | GROUP | CATEGORY | STUDY DAY | TIME | GRADE | OBSERVATIONS |
|---|---|---|---|---|---|---|---|
| 10520 | F | 5 MG/KG/DAY | NORMAL | 85 | 7:38 | P | NO SIGNIFICANT CLINICAL OBSERVATIONS |
| | | | | 85 | 9:41 | P | NO SIGNIFICANT CLINICAL OBSERVATIONS |
| | | | | 86 | 7:27 | P | NO SIGNIFICANT CLINICAL OBSERVATIONS |
| | | | | 86 | 9:27 | P | NO SIGNIFICANT CLINICAL OBSERVATIONS |
| | | | | 87 | 8:47 | P | NO SIGNIFICANT CLINICAL OBSERVATIONS |
| | | | | 87 | 10:38 | P | NO SIGNIFICANT CLINICAL OBSERVATIONS |
| | | | | 88 | 6:50 | P | NO SIGNIFICANT CLINICAL OBSERVATIONS |
| | | | | 88 | 9:14 | P | NO SIGNIFICANT CLINICAL OBSERVATIONS |
| | | | | 89 | 6:22 | P | NO SIGNIFICANT CLINICAL OBSERVATIONS |
| | | | | 89 | 7:47 | P | NO SIGNIFICANT CLINICAL OBSERVATIONS |
| 10521 | F | 5 MG/KG/DAY | NORMAL | 0 | 10:24 | P | NO SIGNIFICANT CLINICAL OBSERVATIONS |
| | | | | 0 | 12:50 | P | NO SIGNIFICANT CLINICAL OBSERVATIONS |
| | | | | 1 | 7:47 | P | NO SIGNIFICANT CLINICAL OBSERVATIONS |
| | | | | 1 | 9:34 | P | NO SIGNIFICANT CLINICAL OBSERVATIONS |
| | | | | 2 | 9:19 | P | NO SIGNIFICANT CLINICAL OBSERVATIONS |
| | | | | 2 | 11:16 | P | NO SIGNIFICANT CLINICAL OBSERVATIONS |
| | | | | 3 | 9:22 | P | NO SIGNIFICANT CLINICAL OBSERVATIONS |
| | | | | 3 | 11:15 | P | NO SIGNIFICANT CLINICAL OBSERVATIONS |
| | | | | 4 | 7:01 | P | NO SIGNIFICANT CLINICAL OBSERVATIONS |
| | | | | 4 | 8:54 | P | NO SIGNIFICANT CLINICAL OBSERVATIONS |
| | | | | 7 | 9:39 | P | NO SIGNIFICANT CLINICAL OBSERVATIONS |
| | | | | 7 | 11:44 | P | NO SIGNIFICANT CLINICAL OBSERVATIONS |
| | | | | 8 | 8:42 | P | NO SIGNIFICANT CLINICAL OBSERVATIONS |
| | | | | 8 | 10:39 | P | NO SIGNIFICANT CLINICAL OBSERVATIONS |
| | | | | 9 | 9:40 | P | NO SIGNIFICANT CLINICAL OBSERVATIONS |
| | | | | 9 | 11:24 | P | NO SIGNIFICANT CLINICAL OBSERVATIONS |
| | | | | 10 | 8:46 | P | NO SIGNIFICANT CLINICAL OBSERVATIONS |
| | | | | 10 | 10:18 | P | NO SIGNIFICANT CLINICAL OBSERVATIONS |
| | | | | 11 | 7:04 | P | NO SIGNIFICANT CLINICAL OBSERVATIONS |

GRADE CODE: 1 - SLIGHT 2 - MODERATE 3 - SEVERE P - PRESENT

STUDY DAYS: 0 THROUGH 89

| ANIMAL | SEX | GROUP | CATEGORY | STUDY DAY | TIME | GRADE | OBSERVATIONS |
|---|---|---|---|---|---|---|---|
| 10521 | F | 5 MG/KG/DAY | NORMAL | 11 | 9:20 | P | NO SIGNIFICANT CLINICAL OBSERVATIONS |
| | | | | 14 | 9:31 | P | NO SIGNIFICANT CLINICAL OBSERVATIONS |
| | | | | 14 | 12:10 | P | NO SIGNIFICANT CLINICAL OBSERVATIONS |
| | | | | 15 | 9:05 | P | NO SIGNIFICANT CLINICAL OBSERVATIONS |
| | | | | 15 | 10:41 | P | NO SIGNIFICANT CLINICAL OBSERVATIONS |
| | | | | 16 | 8:38 | P | NO SIGNIFICANT CLINICAL OBSERVATIONS |
| | | | | 16 | 10:07 | P | NO SIGNIFICANT CLINICAL OBSERVATIONS |
| | | | | 17 | 8:49 | P | NO SIGNIFICANT CLINICAL OBSERVATIONS |
| | | | | 17 | 10:28 | P | NO SIGNIFICANT CLINICAL OBSERVATIONS |
| | | | | 18 | 6:54 | P | NO SIGNIFICANT CLINICAL OBSERVATIONS |
| | | | | 18 | 8:58 | P | NO SIGNIFICANT CLINICAL OBSERVATIONS |
| | | | | 21 | 9:25 | P | NO SIGNIFICANT CLINICAL OBSERVATIONS |
| | | | | 21 | 11:34 | P | NO SIGNIFICANT CLINICAL OBSERVATIONS |
| | | | | 22 | 7:38 | P | NO SIGNIFICANT CLINICAL OBSERVATIONS |
| | | | | 22 | 9:38 | P | NO SIGNIFICANT CLINICAL OBSERVATIONS |
| | | | | 23 | 7:27 | P | NO SIGNIFICANT CLINICAL OBSERVATIONS |
| | | | | 23 | 9:15 | P | NO SIGNIFICANT CLINICAL OBSERVATIONS |
| | | | | 24 | 8:10 | P | NO SIGNIFICANT CLINICAL OBSERVATIONS |
| | | | | 24 | 9:29 | P | NO SIGNIFICANT CLINICAL OBSERVATIONS |
| | | | | 25 | 7:22 | P | NO SIGNIFICANT CLINICAL OBSERVATIONS |
| | | | | 25 | 9:22 | P | NO SIGNIFICANT CLINICAL OBSERVATIONS |
| | | | | 28 | 9:21 | P | NO SIGNIFICANT CLINICAL OBSERVATIONS |
| | | | | 28 | 11:44 | P | NO SIGNIFICANT CLINICAL OBSERVATIONS |
| | | | | 29 | 7:45 | P | NO SIGNIFICANT CLINICAL OBSERVATIONS |
| | | | | 29 | 9:46 | P | NO SIGNIFICANT CLINICAL OBSERVATIONS |
| | | | | 30 | 7:35 | P | NO SIGNIFICANT CLINICAL OBSERVATIONS |
| | | | | 30 | 9:25 | P | NO SIGNIFICANT CLINICAL OBSERVATIONS |
| | | | | 31 | 7:52 | P | NO SIGNIFICANT CLINICAL OBSERVATIONS |
| | | | | 31 | 9:07 | P | NO SIGNIFICANT CLINICAL OBSERVATIONS |

GRADE CODE: 1 - SLIGHT 2 - MODERATE 3 - SEVERE P - PRESENT

STUDY DAYS: 0 THROUGH 89

| ANIMAL | SEX | GROUP | CATEGORY | STUDY DAY | TIME | GRADE | OBSERVATIONS |
|---|---|---|---|---|---|---|---|
| 10521 | F | 5 MG/KG/DAY | NORMAL | 32 | 7:31 | P | NO SIGNIFICANT CLINICAL OBSERVATIONS |
| | | | | 32 | 9:56 | P | NO SIGNIFICANT CLINICAL OBSERVATIONS |
| | | | | 35 | 9:17 | P | NO SIGNIFICANT CLINICAL OBSERVATIONS |
| | | | | 35 | 11:03 | P | NO SIGNIFICANT CLINICAL OBSERVATIONS |
| | | | | 36 | 8:32 | P | NO SIGNIFICANT CLINICAL OBSERVATIONS |
| | | | | 36 | 10:18 | P | NO SIGNIFICANT CLINICAL OBSERVATIONS |
| | | | | 37 | 8:30 | P | NO SIGNIFICANT CLINICAL OBSERVATIONS |
| | | | | 37 | 10:08 | P | NO SIGNIFICANT CLINICAL OBSERVATIONS |
| | | | | 38 | 8:26 | P | NO SIGNIFICANT CLINICAL OBSERVATIONS |
| | | | | 38 | 10:10 | P | NO SIGNIFICANT CLINICAL OBSERVATIONS |
| | | | | 39 | 7:15 | P | NO SIGNIFICANT CLINICAL OBSERVATIONS |
| | | | | 39 | 9:16 | P | NO SIGNIFICANT CLINICAL OBSERVATIONS |
| | | | | 42 | 10:52 | P | NO SIGNIFICANT CLINICAL OBSERVATIONS |
| | | | | 43 | 8:30 | P | NO SIGNIFICANT CLINICAL OBSERVATIONS |
| | | | | 43 | 10:17 | P | NO SIGNIFICANT CLINICAL OBSERVATIONS |
| | | | | 44 | 8:02 | P | NO SIGNIFICANT CLINICAL OBSERVATIONS |
| | | | | 44 | 9:47 | P | NO SIGNIFICANT CLINICAL OBSERVATIONS |
| | | | | 45 | 8:27 | P | NO SIGNIFICANT CLINICAL OBSERVATIONS |
| | | | | 45 | 9:56 | P | NO SIGNIFICANT CLINICAL OBSERVATIONS |
| | | | | 46 | 6:56 | P | NO SIGNIFICANT CLINICAL OBSERVATIONS |
| | | | | 46 | 8:52 | P | NO SIGNIFICANT CLINICAL OBSERVATIONS |
| | | | | 49 | 9:34 | P | NO SIGNIFICANT CLINICAL OBSERVATIONS |
| | | | | 49 | 12:05 | P | NO SIGNIFICANT CLINICAL OBSERVATIONS |
| | | | | 50 | 8:35 | P | NO SIGNIFICANT CLINICAL OBSERVATIONS |
| | | | | 50 | 10:49 | P | NO SIGNIFICANT CLINICAL OBSERVATIONS |
| | | | | 51 | 7:58 | P | NO SIGNIFICANT CLINICAL OBSERVATIONS |
| | | | | 51 | 9:54 | P | NO SIGNIFICANT CLINICAL OBSERVATIONS |
| | | | | 52 | 9:15 | P | NO SIGNIFICANT CLINICAL OBSERVATIONS |
| | | | | 52 | 11:34 | P | NO SIGNIFICANT CLINICAL OBSERVATIONS |

GRADE CODE: 1 - SLIGHT 2 - MODERATE 3 - SEVERE P - PRESENT

STUDY DAYS: 0 THROUGH 89

| ANIMAL | SEX | GROUP | CATEGORY | STUDY DAY | TIME | GRADE | OBSERVATIONS |
|---|---|---|---|---|---|---|---|
| 10521 | F | 5 MG/KG/DAY | NORMAL | 53 | 7:01 | P | NO SIGNIFICANT CLINICAL OBSERVATIONS |
| | | | | 53 | 9:10 | P | NO SIGNIFICANT CLINICAL OBSERVATIONS |
| | | | | 56 | 9:03 | P | NO SIGNIFICANT CLINICAL OBSERVATIONS |
| | | | | 56 | 10:59 | P | NO SIGNIFICANT CLINICAL OBSERVATIONS |
| | | | | 57 | 9:05 | P | NO SIGNIFICANT CLINICAL OBSERVATIONS |
| | | | | 57 | 10:31 | P | NO SIGNIFICANT CLINICAL OBSERVATIONS |
| | | | | 58 | 7:40 | P | NO SIGNIFICANT CLINICAL OBSERVATIONS |
| | | | | 58 | 9:25 | P | NO SIGNIFICANT CLINICAL OBSERVATIONS |
| | | | | 59 | 7:24 | P | NO SIGNIFICANT CLINICAL OBSERVATIONS |
| | | | | 59 | 9:04 | P | NO SIGNIFICANT CLINICAL OBSERVATIONS |
| | | | | 60 | 7:40 | P | NO SIGNIFICANT CLINICAL OBSERVATIONS |
| | | | | 60 | 9:45 | P | NO SIGNIFICANT CLINICAL OBSERVATIONS |
| | | | | 63 | 12:01 | P | NO SIGNIFICANT CLINICAL OBSERVATIONS |
| | | | | 63 | 14:17 | P | NO SIGNIFICANT CLINICAL OBSERVATIONS |
| | | | | 64 | 8:40 | P | NO SIGNIFICANT CLINICAL OBSERVATIONS |
| | | | | 64 | 10:14 | P | NO SIGNIFICANT CLINICAL OBSERVATIONS |
| | | | | 65 | 8:49 | P | NO SIGNIFICANT CLINICAL OBSERVATIONS |
| | | | | 65 | 10:55 | P | NO SIGNIFICANT CLINICAL OBSERVATIONS |
| | | | | 66 | 8:22 | P | NO SIGNIFICANT CLINICAL OBSERVATIONS |
| | | | | 66 | 9:49 | P | NO SIGNIFICANT CLINICAL OBSERVATIONS |
| | | | | 67 | 7:32 | P | NO SIGNIFICANT CLINICAL OBSERVATIONS |
| | | | | 67 | 9:10 | P | NO SIGNIFICANT CLINICAL OBSERVATIONS |
| | | | | 70 | 8:18 | P | NO SIGNIFICANT CLINICAL OBSERVATIONS |
| | | | | 70 | 10:48 | P | NO SIGNIFICANT CLINICAL OBSERVATIONS |
| | | | | 71 | 8:14 | P | NO SIGNIFICANT CLINICAL OBSERVATIONS |
| | | | | 71 | 9:43 | P | NO SIGNIFICANT CLINICAL OBSERVATIONS |
| | | | | 72 | 7:30 | P | NO SIGNIFICANT CLINICAL OBSERVATIONS |
| | | | | 72 | 9:04 | P | NO SIGNIFICANT CLINICAL OBSERVATIONS |
| | | | | 73 | 7:30 | P | NO SIGNIFICANT CLINICAL OBSERVATIONS |

GRADE CODE: 1 - SLIGHT 2 - MODERATE 3 - SEVERE P - PRESENT

TABLE A3 (DOSING DAY OBSERVATIONS)
A 90-DAY DERMAL STUDY UTILIZING CLARIFIED OILS IN RATS
INDIVIDUAL CLINICAL OBSERVATIONS



STUDY DAYS: 0 THROUGH 89

| ANIMAL | SEX | GROUP | CATEGORY | STUDY DAY | TIME | GRADE | OBSERVATIONS |
|---|---|---|---|---|---|---|---|
| 10521 | F | 5 MG/KG/DAY | NORMAL | 73 | 9:15 | P | NO SIGNIFICANT CLINICAL OBSERVATIONS |
| | | | | 74 | 7:17 | P | NO SIGNIFICANT CLINICAL OBSERVATIONS |
| | | | | 74 | 9:22 | P | NO SIGNIFICANT CLINICAL OBSERVATIONS |
| | | | | 77 | 8:27 | P | NO SIGNIFICANT CLINICAL OBSERVATIONS |
| | | | | 77 | 11:24 | P | NO SIGNIFICANT CLINICAL OBSERVATIONS |
| | | | | 78 | 9:39 | P | NO SIGNIFICANT CLINICAL OBSERVATIONS |
| | | | | 78 | 11:31 | P | NO SIGNIFICANT CLINICAL OBSERVATIONS |
| | | | | 79 | 7:21 | P | NO SIGNIFICANT CLINICAL OBSERVATIONS |
| | | | | 79 | 8:57 | P | NO SIGNIFICANT CLINICAL OBSERVATIONS |
| | | | | 80 | 8:54 | P | NO SIGNIFICANT CLINICAL OBSERVATIONS |
| | | | | 80 | 10:37 | P | NO SIGNIFICANT CLINICAL OBSERVATIONS |
| | | | | 81 | 7:33 | P | NO SIGNIFICANT CLINICAL OBSERVATIONS |
| | | | | 81 | 9:24 | P | NO SIGNIFICANT CLINICAL OBSERVATIONS |
| | | | | 85 | 7:38 | P | NO SIGNIFICANT CLINICAL OBSERVATIONS |
| | | | | 85 | 9:41 | P | NO SIGNIFICANT CLINICAL OBSERVATIONS |
| | | | | 86 | 7:27 | P | NO SIGNIFICANT CLINICAL OBSERVATIONS |
| | | | | 86 | 9:27 | P | NO SIGNIFICANT CLINICAL OBSERVATIONS |
| | | | | 87 | 8:47 | P | NO SIGNIFICANT CLINICAL OBSERVATIONS |
| | | | | 87 | 10:38 | P | NO SIGNIFICANT CLINICAL OBSERVATIONS |
| | | | | 88 | 6:51 | P | NO SIGNIFICANT CLINICAL OBSERVATIONS |
| | | | | 88 | 9:14 | P | NO SIGNIFICANT CLINICAL OBSERVATIONS |
| | | | | 89 | 6:22 | P | NO SIGNIFICANT CLINICAL OBSERVATIONS |
| | | | | 89 | 7:47 | P | NO SIGNIFICANT CLINICAL OBSERVATIONS |
| 10531 | F | 5 MG/KG/DAY | NORMAL | 0 | 10:24 | P | NO SIGNIFICANT CLINICAL OBSERVATIONS |
| | | | | 0 | 12:50 | P | NO SIGNIFICANT CLINICAL OBSERVATIONS |
| | | | | 1 | 7:47 | P | NO SIGNIFICANT CLINICAL OBSERVATIONS |
| | | | | 1 | 9:35 | P | NO SIGNIFICANT CLINICAL OBSERVATIONS |
| | | | | 2 | 9:19 | P | NO SIGNIFICANT CLINICAL OBSERVATIONS |
| | | | | 2 | 11:16 | P | NO SIGNIFICANT CLINICAL OBSERVATIONS |

GRADE CODE: 1 - SLIGHT 2 - MODERATE 3 - SEVERE P - PRESENT

STUDY DAYS: 0 THROUGH 89

| ANIMAL | SEX | GROUP | CATEGORY | STUDY DAY | TIME | GRADE | OBSERVATIONS |
|---|---|---|---|---|---|---|---|
| 10531 | F | 5 MG/KG/DAY | NORMAL | 3 | 9:22 | P | NO SIGNIFICANT CLINICAL OBSERVATIONS |
| | | | | 3 | 11:15 | P | NO SIGNIFICANT CLINICAL OBSERVATIONS |
| | | | | 4 | 7:01 | P | NO SIGNIFICANT CLINICAL OBSERVATIONS |
| | | | | 4 | 8:54 | P | NO SIGNIFICANT CLINICAL OBSERVATIONS |
| | | | | 7 | 9:39 | P | NO SIGNIFICANT CLINICAL OBSERVATIONS |
| | | | | 7 | 11:45 | P | NO SIGNIFICANT CLINICAL OBSERVATIONS |
| | | | | 8 | 8:42 | P | NO SIGNIFICANT CLINICAL OBSERVATIONS |
| | | | | 8 | 10:39 | P | NO SIGNIFICANT CLINICAL OBSERVATIONS |
| | | | | 9 | 9:40 | P | NO SIGNIFICANT CLINICAL OBSERVATIONS |
| | | | | 9 | 11:24 | P | NO SIGNIFICANT CLINICAL OBSERVATIONS |
| | | | | 10 | 8:47 | P | NO SIGNIFICANT CLINICAL OBSERVATIONS |
| | | | | 10 | 10:18 | P | NO SIGNIFICANT CLINICAL OBSERVATIONS |
| | | | | 11 | 7:04 | P | NO SIGNIFICANT CLINICAL OBSERVATIONS |
| | | | | 11 | 9:20 | P | NO SIGNIFICANT CLINICAL OBSERVATIONS |
| | | | | 14 | 9:31 | P | NO SIGNIFICANT CLINICAL OBSERVATIONS |
| | | | | 14 | 12:10 | P | NO SIGNIFICANT CLINICAL OBSERVATIONS |
| | | | | 15 | 9:05 | P | NO SIGNIFICANT CLINICAL OBSERVATIONS |
| | | | | 15 | 10:41 | P | NO SIGNIFICANT CLINICAL OBSERVATIONS |
| | | | | 16 | 8:38 | P | NO SIGNIFICANT CLINICAL OBSERVATIONS |
| | | | | 16 | 10:07 | P | NO SIGNIFICANT CLINICAL OBSERVATIONS |
| | | | | 17 | 8:49 | P | NO SIGNIFICANT CLINICAL OBSERVATIONS |
| | | | | 17 | 10:28 | P | NO SIGNIFICANT CLINICAL OBSERVATIONS |
| | | | | 18 | 6:55 | P | NO SIGNIFICANT CLINICAL OBSERVATIONS |
| | | | | 18 | 8:58 | P | NO SIGNIFICANT CLINICAL OBSERVATIONS |
| | | | | 21 | 9:26 | P | NO SIGNIFICANT CLINICAL OBSERVATIONS |
| | | | | 21 | 11:34 | P | NO SIGNIFICANT CLINICAL OBSERVATIONS |
| | | | | 22 | 7:38 | P | NO SIGNIFICANT CLINICAL OBSERVATIONS |
| | | | | 22 | 9:38 | P | NO SIGNIFICANT CLINICAL OBSERVATIONS |
| | | | | 23 | 7:27 | P | NO SIGNIFICANT CLINICAL OBSERVATIONS |

GRADE CODE: 1 - SLIGHT 2 - MODERATE 3 - SEVERE P - PRESENT

STUDY DAYS: 0 THROUGH 89

| ANIMAL | SEX | GROUP | CATEGORY | STUDY DAY | TIME | GRADE | OBSERVATIONS |
|---|---|---|---|---|---|---|---|
| 10531 | F | 5 MG/KG/DAY | NORMAL | 23 | 9:15 | P | NO SIGNIFICANT CLINICAL OBSERVATIONS |
| | | | | 24 | 8:10 | P | NO SIGNIFICANT CLINICAL OBSERVATIONS |
| | | | | 24 | 9:29 | P | NO SIGNIFICANT CLINICAL OBSERVATIONS |
| | | | | 25 | 7:22 | P | NO SIGNIFICANT CLINICAL OBSERVATIONS |
| | | | | 25 | 9:22 | P | NO SIGNIFICANT CLINICAL OBSERVATIONS |
| | | | | 28 | 9:21 | P | NO SIGNIFICANT CLINICAL OBSERVATIONS |
| | | | | 28 | 11:44 | P | NO SIGNIFICANT CLINICAL OBSERVATIONS |
| | | | | 29 | 7:45 | P | NO SIGNIFICANT CLINICAL OBSERVATIONS |
| | | | | 29 | 9:46 | P | NO SIGNIFICANT CLINICAL OBSERVATIONS |
| | | | | 30 | 7:35 | P | NO SIGNIFICANT CLINICAL OBSERVATIONS |
| | | | | 30 | 9:25 | P | NO SIGNIFICANT CLINICAL OBSERVATIONS |
| | | | | 31 | 7:52 | P | NO SIGNIFICANT CLINICAL OBSERVATIONS |
| | | | | 31 | 9:08 | P | NO SIGNIFICANT CLINICAL OBSERVATIONS |
| | | | | 32 | 7:31 | P | NO SIGNIFICANT CLINICAL OBSERVATIONS |
| | | | | 32 | 9:56 | P | NO SIGNIFICANT CLINICAL OBSERVATIONS |
| | | | | 35 | 9:17 | P | NO SIGNIFICANT CLINICAL OBSERVATIONS |
| | | | | 35 | 11:03 | P | NO SIGNIFICANT CLINICAL OBSERVATIONS |
| | | | | 36 | 8:32 | P | NO SIGNIFICANT CLINICAL OBSERVATIONS |
| | | | | 36 | 10:18 | P | NO SIGNIFICANT CLINICAL OBSERVATIONS |
| | | | | 37 | 8:30 | P | NO SIGNIFICANT CLINICAL OBSERVATIONS |
| | | | | 37 | 10:08 | P | NO SIGNIFICANT CLINICAL OBSERVATIONS |
| | | | | 38 | 8:26 | P | NO SIGNIFICANT CLINICAL OBSERVATIONS |
| | | | | 38 | 10:10 | P | NO SIGNIFICANT CLINICAL OBSERVATIONS |
| | | | | 39 | 7:15 | P | NO SIGNIFICANT CLINICAL OBSERVATIONS |
| | | | | 39 | 9:16 | P | NO SIGNIFICANT CLINICAL OBSERVATIONS |
| | | | | 42 | 10:52 | P | NO SIGNIFICANT CLINICAL OBSERVATIONS |
| | | | | 43 | 8:30 | P | NO SIGNIFICANT CLINICAL OBSERVATIONS |
| | | | | 43 | 10:17 | P | NO SIGNIFICANT CLINICAL OBSERVATIONS |
| | | | | 44 | 8:02 | P | NO SIGNIFICANT CLINICAL OBSERVATIONS |

GRADE CODE: 1 - SLIGHT 2 - MODERATE 3 - SEVERE P - PRESENT

STUDY DAYS: 0 THROUGH 89

| ANIMAL | SEX | GROUP | CATEGORY | STUDY DAY | TIME | GRADE | OBSERVATIONS |
|---|---|---|---|---|---|---|---|
| 10531 | F | 5 MG/KG/DAY | NORMAL | 44 | 9:47 | P | NO SIGNIFICANT CLINICAL OBSERVATIONS |
| | | | | 45 | 8:27 | P | NO SIGNIFICANT CLINICAL OBSERVATIONS |
| | | | | 45 | 9:57 | P | NO SIGNIFICANT CLINICAL OBSERVATIONS |
| | | | | 46 | 6:56 | P | NO SIGNIFICANT CLINICAL OBSERVATIONS |
| | | | | 46 | 8:53 | P | NO SIGNIFICANT CLINICAL OBSERVATIONS |
| | | | | 49 | 9:34 | P | NO SIGNIFICANT CLINICAL OBSERVATIONS |
| | | | | 49 | 12:06 | P | NO SIGNIFICANT CLINICAL OBSERVATIONS |
| | | | | 50 | 8:35 | P | NO SIGNIFICANT CLINICAL OBSERVATIONS |
| | | | | 50 | 10:49 | P | NO SIGNIFICANT CLINICAL OBSERVATIONS |
| | | | | 51 | 7:58 | P | NO SIGNIFICANT CLINICAL OBSERVATIONS |
| | | | | 51 | 9:54 | P | NO SIGNIFICANT CLINICAL OBSERVATIONS |
| | | | | 52 | 9:15 | P | NO SIGNIFICANT CLINICAL OBSERVATIONS |
| | | | | 52 | 11:34 | P | NO SIGNIFICANT CLINICAL OBSERVATIONS |
| | | | | 53 | 7:01 | P | NO SIGNIFICANT CLINICAL OBSERVATIONS |
| | | | | 53 | 9:10 | P | NO SIGNIFICANT CLINICAL OBSERVATIONS |
| | | | | 56 | 9:03 | P | NO SIGNIFICANT CLINICAL OBSERVATIONS |
| | | | | 56 | 10:59 | P | NO SIGNIFICANT CLINICAL OBSERVATIONS |
| | | | | 57 | 9:05 | P | NO SIGNIFICANT CLINICAL OBSERVATIONS |
| | | | | 57 | 10:31 | P | NO SIGNIFICANT CLINICAL OBSERVATIONS |
| | | | | 58 | 7:40 | P | NO SIGNIFICANT CLINICAL OBSERVATIONS |
| | | | | 58 | 9:25 | P | NO SIGNIFICANT CLINICAL OBSERVATIONS |
| | | | | 59 | 7:24 | P | NO SIGNIFICANT CLINICAL OBSERVATIONS |
| | | | | 59 | 9:04 | P | NO SIGNIFICANT CLINICAL OBSERVATIONS |
| | | | | 60 | 7:40 | P | NO SIGNIFICANT CLINICAL OBSERVATIONS |
| | | | | 60 | 9:45 | P | NO SIGNIFICANT CLINICAL OBSERVATIONS |
| | | | | 63 | 12:01 | P | NO SIGNIFICANT CLINICAL OBSERVATIONS |
| | | | | 63 | 14:17 | P | NO SIGNIFICANT CLINICAL OBSERVATIONS |
| | | | | 64 | 8:41 | P | NO SIGNIFICANT CLINICAL OBSERVATIONS |
| | | | | 64 | 10:14 | P | NO SIGNIFICANT CLINICAL OBSERVATIONS |

GRADE CODE: 1 - SLIGHT 2 - MODERATE 3 - SEVERE P - PRESENT

STUDY DAYS: 0 THROUGH 89

| ANIMAL | SEX | GROUP | CATEGORY | STUDY DAY | TIME | GRADE | OBSERVATIONS |
|---|---|---|---|---|---|---|---|
| 10531 | F | 5 MG/KG/DAY | NORMAL | 65 | 8:49 | P | NO SIGNIFICANT CLINICAL OBSERVATIONS |
| | | | | 65 | 10:55 | P | NO SIGNIFICANT CLINICAL OBSERVATIONS |
| | | | | 66 | 8:22 | P | NO SIGNIFICANT CLINICAL OBSERVATIONS |
| | | | | 66 | 9:49 | P | NO SIGNIFICANT CLINICAL OBSERVATIONS |
| | | | | 67 | 7:32 | P | NO SIGNIFICANT CLINICAL OBSERVATIONS |
| | | | | 67 | 9:10 | P | NO SIGNIFICANT CLINICAL OBSERVATIONS |
| | | | | 70 | 8:18 | P | NO SIGNIFICANT CLINICAL OBSERVATIONS |
| | | | | 70 | 10:48 | P | NO SIGNIFICANT CLINICAL OBSERVATIONS |
| | | | | 71 | 8:14 | P | NO SIGNIFICANT CLINICAL OBSERVATIONS |
| | | | | 71 | 9:43 | P | NO SIGNIFICANT CLINICAL OBSERVATIONS |
| | | | | 72 | 7:30 | P | NO SIGNIFICANT CLINICAL OBSERVATIONS |
| | | | | 72 | 9:04 | P | NO SIGNIFICANT CLINICAL OBSERVATIONS |
| | | | | 73 | 7:30 | P | NO SIGNIFICANT CLINICAL OBSERVATIONS |
| | | | | 73 | 9:15 | P | NO SIGNIFICANT CLINICAL OBSERVATIONS |
| | | | | 74 | 7:17 | P | NO SIGNIFICANT CLINICAL OBSERVATIONS |
| | | | | 74 | 9:22 | P | NO SIGNIFICANT CLINICAL OBSERVATIONS |
| | | | | 77 | 8:28 | P | NO SIGNIFICANT CLINICAL OBSERVATIONS |
| | | | | 77 | 11:25 | P | NO SIGNIFICANT CLINICAL OBSERVATIONS |
| | | | | 78 | 9:39 | P | NO SIGNIFICANT CLINICAL OBSERVATIONS |
| | | | | 78 | 11:31 | P | NO SIGNIFICANT CLINICAL OBSERVATIONS |
| | | | | 79 | 7:21 | P | NO SIGNIFICANT CLINICAL OBSERVATIONS |
| | | | | 79 | 8:58 | P | NO SIGNIFICANT CLINICAL OBSERVATIONS |
| | | | | 80 | 8:54 | P | NO SIGNIFICANT CLINICAL OBSERVATIONS |
| | | | | 80 | 10:37 | P | NO SIGNIFICANT CLINICAL OBSERVATIONS |
| | | | | 81 | 7:33 | P | NO SIGNIFICANT CLINICAL OBSERVATIONS |
| | | | | 81 | 9:24 | P | NO SIGNIFICANT CLINICAL OBSERVATIONS |
| | | | | 85 | 7:38 | P | NO SIGNIFICANT CLINICAL OBSERVATIONS |
| | | | | 85 | 9:41 | P | NO SIGNIFICANT CLINICAL OBSERVATIONS |
| | | | | 86 | 7:27 | P | NO SIGNIFICANT CLINICAL OBSERVATIONS |

GRADE CODE: 1 - SLIGHT 2 - MODERATE 3 - SEVERE P - PRESENT

STUDY DAYS: 0 THROUGH 89

| ANIMAL | SEX | GROUP | CATEGORY | STUDY DAY | TIME | GRADE | OBSERVATIONS |
|---|---|---|---|---|---|---|---|
| 10531 | F | 5 MG/KG/DAY | NORMAL | 86 | 9:27 | P | NO SIGNIFICANT CLINICAL OBSERVATIONS |
| | | | | 87 | 8:47 | P | NO SIGNIFICANT CLINICAL OBSERVATIONS |
| | | | | 87 | 10:38 | P | NO SIGNIFICANT CLINICAL OBSERVATIONS |
| | | | | 88 | 6:51 | P | NO SIGNIFICANT CLINICAL OBSERVATIONS |
| | | | | 88 | 9:14 | P | NO SIGNIFICANT CLINICAL OBSERVATIONS |
| | | | | 89 | 6:22 | P | NO SIGNIFICANT CLINICAL OBSERVATIONS |
| | | | | 89 | 7:47 | P | NO SIGNIFICANT CLINICAL OBSERVATIONS |
| 10532 | F | 5 MG/KG/DAY | NORMAL | 0 | 10:25 | P | NO SIGNIFICANT CLINICAL OBSERVATIONS |
| | | | | 0 | 12:50 | P | NO SIGNIFICANT CLINICAL OBSERVATIONS |
| | | | | 1 | 7:47 | P | NO SIGNIFICANT CLINICAL OBSERVATIONS |
| | | | | 1 | 9:35 | P | NO SIGNIFICANT CLINICAL OBSERVATIONS |
| | | | | 2 | 9:20 | P | NO SIGNIFICANT CLINICAL OBSERVATIONS |
| | | | | 2 | 11:17 | P | NO SIGNIFICANT CLINICAL OBSERVATIONS |
| | | | | 3 | 9:22 | P | NO SIGNIFICANT CLINICAL OBSERVATIONS |
| | | | | 3 | 11:15 | P | NO SIGNIFICANT CLINICAL OBSERVATIONS |
| | | | | 4 | 7:01 | P | NO SIGNIFICANT CLINICAL OBSERVATIONS |
| | | | | 4 | 8:54 | P | NO SIGNIFICANT CLINICAL OBSERVATIONS |
| | | | | 7 | 9:40 | P | NO SIGNIFICANT CLINICAL OBSERVATIONS |
| | | | | 7 | 11:45 | P | NO SIGNIFICANT CLINICAL OBSERVATIONS |
| | | | | 8 | 8:42 | P | NO SIGNIFICANT CLINICAL OBSERVATIONS |
| | | | | 8 | 10:39 | P | NO SIGNIFICANT CLINICAL OBSERVATIONS |
| | | | | 9 | 9:41 | P | NO SIGNIFICANT CLINICAL OBSERVATIONS |
| | | | | 9 | 11:24 | P | NO SIGNIFICANT CLINICAL OBSERVATIONS |
| | | | | 10 | 8:47 | P | NO SIGNIFICANT CLINICAL OBSERVATIONS |
| | | | | 10 | 10:19 | P | NO SIGNIFICANT CLINICAL OBSERVATIONS |
| | | | | 11 | 7:04 | P | NO SIGNIFICANT CLINICAL OBSERVATIONS |
| | | | | 11 | 9:20 | P | NO SIGNIFICANT CLINICAL OBSERVATIONS |
| | | | | 14 | 9:31 | P | NO SIGNIFICANT CLINICAL OBSERVATIONS |
| | | | | 14 | 12:10 | P | NO SIGNIFICANT CLINICAL OBSERVATIONS |

GRADE CODE: 1 - SLIGHT 2 - MODERATE 3 - SEVERE P - PRESENT

STUDY DAYS: 0 THROUGH 89

| ANIMAL | SEX | GROUP | CATEGORY | STUDY DAY | TIME | GRADE | OBSERVATIONS |
|---|---|---|---|---|---|---|---|
| 10532 | F | 5 MG/KG/DAY | NORMAL | 15 | 9:05 | P | NO SIGNIFICANT CLINICAL OBSERVATIONS |
| | | | | 15 | 10:41 | P | NO SIGNIFICANT CLINICAL OBSERVATIONS |
| | | | | 16 | 8:38 | P | NO SIGNIFICANT CLINICAL OBSERVATIONS |
| | | | | 16 | 10:07 | P | NO SIGNIFICANT CLINICAL OBSERVATIONS |
| | | | | 17 | 8:49 | P | NO SIGNIFICANT CLINICAL OBSERVATIONS |
| | | | | 17 | 10:28 | P | NO SIGNIFICANT CLINICAL OBSERVATIONS |
| | | | | 18 | 6:55 | P | NO SIGNIFICANT CLINICAL OBSERVATIONS |
| | | | | 18 | 8:59 | P | NO SIGNIFICANT CLINICAL OBSERVATIONS |
| | | | | 21 | 9:26 | P | NO SIGNIFICANT CLINICAL OBSERVATIONS |
| | | | | 21 | 11:34 | P | NO SIGNIFICANT CLINICAL OBSERVATIONS |
| | | | | 22 | 7:38 | P | NO SIGNIFICANT CLINICAL OBSERVATIONS |
| | | | | 22 | 9:38 | P | NO SIGNIFICANT CLINICAL OBSERVATIONS |
| | | | | 23 | 7:27 | P | NO SIGNIFICANT CLINICAL OBSERVATIONS |
| | | | | 23 | 9:15 | P | NO SIGNIFICANT CLINICAL OBSERVATIONS |
| | | | | 24 | 8:10 | P | NO SIGNIFICANT CLINICAL OBSERVATIONS |
| | | | | 24 | 9:30 | P | NO SIGNIFICANT CLINICAL OBSERVATIONS |
| | | | | 25 | 7:22 | P | NO SIGNIFICANT CLINICAL OBSERVATIONS |
| | | | | 25 | 9:22 | P | NO SIGNIFICANT CLINICAL OBSERVATIONS |
| | | | | 28 | 9:21 | P | NO SIGNIFICANT CLINICAL OBSERVATIONS |
| | | | | 28 | 11:45 | P | NO SIGNIFICANT CLINICAL OBSERVATIONS |
| | | | | 29 | 7:45 | P | NO SIGNIFICANT CLINICAL OBSERVATIONS |
| | | | | 29 | 9:46 | P | NO SIGNIFICANT CLINICAL OBSERVATIONS |
| | | | | 30 | 7:36 | P | NO SIGNIFICANT CLINICAL OBSERVATIONS |
| | | | | 30 | 9:25 | P | NO SIGNIFICANT CLINICAL OBSERVATIONS |
| | | | | 31 | 7:52 | P | NO SIGNIFICANT CLINICAL OBSERVATIONS |
| | | | | 31 | 9:08 | P | NO SIGNIFICANT CLINICAL OBSERVATIONS |
| | | | | 32 | 7:31 | P | NO SIGNIFICANT CLINICAL OBSERVATIONS |
| | | | | 32 | 9:56 | P | NO SIGNIFICANT CLINICAL OBSERVATIONS |
| | | | | 35 | 9:17 | P | NO SIGNIFICANT CLINICAL OBSERVATIONS |

GRADE CODE: 1 - SLIGHT 2 - MODERATE 3 - SEVERE P - PRESENT

TABLE A3 (DOSING DAY OBSERVATIONS)
A 90-DAY DERMAL STUDY UTILIZING CLARIFIED OILS IN RATS
INDIVIDUAL CLINICAL OBSERVATIONS



STUDY DAYS: 0 THROUGH 89

| ANIMAL | SEX | GROUP | CATEGORY | STUDY DAY | TIME | GRADE | OBSERVATIONS |
|---|---|---|---|---|---|---|---|
| 10532 | F | 5 MG/KG/DAY | NORMAL | 35 | 11:03 | P | NO SIGNIFICANT CLINICAL OBSERVATIONS |
| | | | | 36 | 8:32 | P | NO SIGNIFICANT CLINICAL OBSERVATIONS |
| | | | | 36 | 10:18 | P | NO SIGNIFICANT CLINICAL OBSERVATIONS |
| | | | | 37 | 8:30 | P | NO SIGNIFICANT CLINICAL OBSERVATIONS |
| | | | | 37 | 10:08 | P | NO SIGNIFICANT CLINICAL OBSERVATIONS |
| | | | | 38 | 8:26 | P | NO SIGNIFICANT CLINICAL OBSERVATIONS |
| | | | | 38 | 10:10 | P | NO SIGNIFICANT CLINICAL OBSERVATIONS |
| | | | | 39 | 7:15 | P | NO SIGNIFICANT CLINICAL OBSERVATIONS |
| | | | | 39 | 9:16 | P | NO SIGNIFICANT CLINICAL OBSERVATIONS |
| | | | | 42 | 10:52 | P | NO SIGNIFICANT CLINICAL OBSERVATIONS |
| | | | | 43 | 8:30 | P | NO SIGNIFICANT CLINICAL OBSERVATIONS |
| | | | | 43 | 10:17 | P | NO SIGNIFICANT CLINICAL OBSERVATIONS |
| | | | | 44 | 8:02 | P | NO SIGNIFICANT CLINICAL OBSERVATIONS |
| | | | | 44 | 9:47 | P | NO SIGNIFICANT CLINICAL OBSERVATIONS |
| | | | | 45 | 8:27 | P | NO SIGNIFICANT CLINICAL OBSERVATIONS |
| | | | | 45 | 9:57 | P | NO SIGNIFICANT CLINICAL OBSERVATIONS |
| | | | | 46 | 6:56 | P | NO SIGNIFICANT CLINICAL OBSERVATIONS |
| | | | | 46 | 8:53 | P | NO SIGNIFICANT CLINICAL OBSERVATIONS |
| | | | | 49 | 9:34 | P | NO SIGNIFICANT CLINICAL OBSERVATIONS |
| | | | | 49 | 12:06 | P | NO SIGNIFICANT CLINICAL OBSERVATIONS |
| | | | | 50 | 8:35 | P | NO SIGNIFICANT CLINICAL OBSERVATIONS |
| | | | | 50 | 10:49 | P | NO SIGNIFICANT CLINICAL OBSERVATIONS |
| | | | | 51 | 7:58 | P | NO SIGNIFICANT CLINICAL OBSERVATIONS |
| | | | | 51 | 9:54 | P | NO SIGNIFICANT CLINICAL OBSERVATIONS |
| | | | | 52 | 9:17 | P | NO SIGNIFICANT CLINICAL OBSERVATIONS |
| | | | | 52 | 11:34 | P | NO SIGNIFICANT CLINICAL OBSERVATIONS |
| | | | | 53 | 7:01 | P | NO SIGNIFICANT CLINICAL OBSERVATIONS |
| | | | | 53 | 9:11 | P | NO SIGNIFICANT CLINICAL OBSERVATIONS |
| | | | | 56 | 9:03 | P | NO SIGNIFICANT CLINICAL OBSERVATIONS |

GRADE CODE: 1 - SLIGHT 2 - MODERATE 3 - SEVERE P - PRESENT

TABLE A3 (DOSING DAY OBSERVATIONS)
A 90-DAY DERMAL STUDY UTILIZING CLARIFIED OILS IN RATS
INDIVIDUAL CLINICAL OBSERVATIONS



STUDY DAYS: 0 THROUGH 89

| ANIMAL | SEX | GROUP | CATEGORY | STUDY DAY | TIME | GRADE | OBSERVATIONS |
|---|---|---|---|---|---|---|---|
| 10532 | F | 5 MG/KG/DAY | NORMAL | 56 | 10:59 | P | NO SIGNIFICANT CLINICAL OBSERVATIONS |
| | | | | 57 | 9:06 | P | NO SIGNIFICANT CLINICAL OBSERVATIONS |
| | | | | 57 | 10:31 | P | NO SIGNIFICANT CLINICAL OBSERVATIONS |
| | | | | 58 | 7:40 | P | NO SIGNIFICANT CLINICAL OBSERVATIONS |
| | | | | 58 | 9:25 | P | NO SIGNIFICANT CLINICAL OBSERVATIONS |
| | | | | 59 | 7:24 | P | NO SIGNIFICANT CLINICAL OBSERVATIONS |
| | | | | 59 | 9:04 | P | NO SIGNIFICANT CLINICAL OBSERVATIONS |
| | | | | 60 | 7:40 | P | NO SIGNIFICANT CLINICAL OBSERVATIONS |
| | | | | 60 | 9:46 | P | NO SIGNIFICANT CLINICAL OBSERVATIONS |
| | | | | 63 | 12:02 | P | NO SIGNIFICANT CLINICAL OBSERVATIONS |
| | | | | 63 | 14:18 | P | NO SIGNIFICANT CLINICAL OBSERVATIONS |
| | | | | 64 | 8:41 | P | NO SIGNIFICANT CLINICAL OBSERVATIONS |
| | | | | 64 | 10:14 | P | NO SIGNIFICANT CLINICAL OBSERVATIONS |
| | | | | 65 | 8:49 | P | NO SIGNIFICANT CLINICAL OBSERVATIONS |
| | | | | 65 | 10:55 | P | NO SIGNIFICANT CLINICAL OBSERVATIONS |
| | | | | 66 | 8:22 | P | NO SIGNIFICANT CLINICAL OBSERVATIONS |
| | | | | 66 | 9:49 | P | NO SIGNIFICANT CLINICAL OBSERVATIONS |
| | | | | 67 | 7:33 | P | NO SIGNIFICANT CLINICAL OBSERVATIONS |
| | | | | 67 | 9:10 | P | NO SIGNIFICANT CLINICAL OBSERVATIONS |
| | | | | 70 | 8:18 | P | NO SIGNIFICANT CLINICAL OBSERVATIONS |
| | | | | 70 | 10:48 | P | NO SIGNIFICANT CLINICAL OBSERVATIONS |
| | | | | 71 | 8:14 | P | NO SIGNIFICANT CLINICAL OBSERVATIONS |
| | | | | 71 | 9:43 | P | NO SIGNIFICANT CLINICAL OBSERVATIONS |
| | | | | 72 | 7:30 | P | NO SIGNIFICANT CLINICAL OBSERVATIONS |
| | | | | 72 | 9:04 | P | NO SIGNIFICANT CLINICAL OBSERVATIONS |
| | | | | 73 | 7:31 | P | NO SIGNIFICANT CLINICAL OBSERVATIONS |
| | | | | 73 | 9:15 | P | NO SIGNIFICANT CLINICAL OBSERVATIONS |
| | | | | 74 | 7:17 | P | NO SIGNIFICANT CLINICAL OBSERVATIONS |
| | | | | 74 | 9:22 | P | NO SIGNIFICANT CLINICAL OBSERVATIONS |

GRADE CODE: 1 - SLIGHT 2 - MODERATE 3 - SEVERE P - PRESENT

STUDY DAYS: 0 THROUGH 89

| ANIMAL | SEX | GROUP | CATEGORY | STUDY DAY | TIME | GRADE | OBSERVATIONS |
|---|---|---|---|---|---|---|---|
| 10532 | F | 5 MG/KG/DAY | NORMAL | 77 | 8:28 | P | NO SIGNIFICANT CLINICAL OBSERVATIONS |
| | | | | 77 | 11:25 | P | NO SIGNIFICANT CLINICAL OBSERVATIONS |
| | | | | 78 | 9:39 | P | NO SIGNIFICANT CLINICAL OBSERVATIONS |
| | | | | 78 | 11:31 | P | NO SIGNIFICANT CLINICAL OBSERVATIONS |
| | | | | 79 | 7:22 | P | NO SIGNIFICANT CLINICAL OBSERVATIONS |
| | | | | 79 | 8:58 | P | NO SIGNIFICANT CLINICAL OBSERVATIONS |
| | | | | 80 | 8:54 | P | NO SIGNIFICANT CLINICAL OBSERVATIONS |
| | | | | 80 | 10:37 | P | NO SIGNIFICANT CLINICAL OBSERVATIONS |
| | | | | 81 | 7:34 | P | NO SIGNIFICANT CLINICAL OBSERVATIONS |
| | | | | 81 | 9:24 | P | NO SIGNIFICANT CLINICAL OBSERVATIONS |
| | | | | 85 | 7:39 | P | NO SIGNIFICANT CLINICAL OBSERVATIONS |
| | | | | 85 | 9:41 | P | NO SIGNIFICANT CLINICAL OBSERVATIONS |
| | | | | 86 | 7:27 | P | NO SIGNIFICANT CLINICAL OBSERVATIONS |
| | | | | 86 | 9:27 | P | NO SIGNIFICANT CLINICAL OBSERVATIONS |
| | | | | 87 | 8:47 | P | NO SIGNIFICANT CLINICAL OBSERVATIONS |
| | | | | 87 | 10:39 | P | NO SIGNIFICANT CLINICAL OBSERVATIONS |
| | | | | 88 | 6:51 | P | NO SIGNIFICANT CLINICAL OBSERVATIONS |
| | | | | 88 | 9:14 | P | NO SIGNIFICANT CLINICAL OBSERVATIONS |
| | | | | 89 | 6:22 | P | NO SIGNIFICANT CLINICAL OBSERVATIONS |
| | | | | 89 | 7:47 | P | NO SIGNIFICANT CLINICAL OBSERVATIONS |
| 10485 | F | 25 MG/KG/DAY | NORMAL | 0 | 10:29 | P | NO SIGNIFICANT CLINICAL OBSERVATIONS |
| | | | | 0 | 12:52 | P | NO SIGNIFICANT CLINICAL OBSERVATIONS |
| | | | | 1 | 7:50 | P | NO SIGNIFICANT CLINICAL OBSERVATIONS |
| | | | | 1 | 9:30 | P | NO SIGNIFICANT CLINICAL OBSERVATIONS |
| | | | | 2 | 9:22 | P | NO SIGNIFICANT CLINICAL OBSERVATIONS |
| | | | | 2 | 11:18 | P | NO SIGNIFICANT CLINICAL OBSERVATIONS |
| | | | | 3 | 9:23 | P | NO SIGNIFICANT CLINICAL OBSERVATIONS |
| | | | | 3 | 11:21 | P | NO SIGNIFICANT CLINICAL OBSERVATIONS |
| | | | | 4 | 7:04 | P | NO SIGNIFICANT CLINICAL OBSERVATIONS |

GRADE CODE: 1 - SLIGHT 2 - MODERATE 3 - SEVERE P - PRESENT

STUDY DAYS: 0 THROUGH 89

| ANIMAL | SEX | GROUP | CATEGORY | STUDY DAY | TIME | GRADE | OBSERVATIONS |
|---|---|---|---|---|---|---|---|
| 10485 | F | 25 MG/KG/DAY | NORMAL | 4 | 8:56 | P | NO SIGNIFICANT CLINICAL OBSERVATIONS |
| | | | | 7 | 9:46 | P | NO SIGNIFICANT CLINICAL OBSERVATIONS |
| | | | | 7 | 11:47 | P | NO SIGNIFICANT CLINICAL OBSERVATIONS |
| | | | | 8 | 8:45 | P | NO SIGNIFICANT CLINICAL OBSERVATIONS |
| | | | | 8 | 10:41 | P | NO SIGNIFICANT CLINICAL OBSERVATIONS |
| | | | | 9 | 9:43 | P | NO SIGNIFICANT CLINICAL OBSERVATIONS |
| | | | | 9 | 11:26 | P | NO SIGNIFICANT CLINICAL OBSERVATIONS |
| | | | | 10 | 8:49 | P | NO SIGNIFICANT CLINICAL OBSERVATIONS |
| | | | | 10 | 10:21 | P | NO SIGNIFICANT CLINICAL OBSERVATIONS |
| | | | | 11 | 7:07 | P | NO SIGNIFICANT CLINICAL OBSERVATIONS |
| | | | | 11 | 9:23 | P | NO SIGNIFICANT CLINICAL OBSERVATIONS |
| | | | | 14 | 9:35 | P | NO SIGNIFICANT CLINICAL OBSERVATIONS |
| | | | | 14 | 12:12 | P | NO SIGNIFICANT CLINICAL OBSERVATIONS |
| | | | | 15 | 9:07 | P | NO SIGNIFICANT CLINICAL OBSERVATIONS |
| | | | | 15 | 10:44 | P | NO SIGNIFICANT CLINICAL OBSERVATIONS |
| | | | | 16 | 8:41 | P | NO SIGNIFICANT CLINICAL OBSERVATIONS |
| | | | | 16 | 10:12 | P | NO SIGNIFICANT CLINICAL OBSERVATIONS |
| | | | | 17 | 8:51 | P | NO SIGNIFICANT CLINICAL OBSERVATIONS |
| | | | | 17 | 10:30 | P | NO SIGNIFICANT CLINICAL OBSERVATIONS |
| | | | | 18 | 6:58 | P | NO SIGNIFICANT CLINICAL OBSERVATIONS |
| | | | | 18 | 9:01 | P | NO SIGNIFICANT CLINICAL OBSERVATIONS |
| | | | | 21 | 9:29 | P | NO SIGNIFICANT CLINICAL OBSERVATIONS |
| | | | | 21 | 11:36 | P | NO SIGNIFICANT CLINICAL OBSERVATIONS |
| | | | | 22 | 7:41 | P | NO SIGNIFICANT CLINICAL OBSERVATIONS |
| | | | | 22 | 9:40 | P | NO SIGNIFICANT CLINICAL OBSERVATIONS |
| | | | | 23 | 7:30 | P | NO SIGNIFICANT CLINICAL OBSERVATIONS |
| | | | | 23 | 9:20 | P | NO SIGNIFICANT CLINICAL OBSERVATIONS |
| | | | | 24 | 8:11 | P | NO SIGNIFICANT CLINICAL OBSERVATIONS |
| | | | | 24 | 9:32 | P | NO SIGNIFICANT CLINICAL OBSERVATIONS |

GRADE CODE: 1 - SLIGHT 2 - MODERATE 3 - SEVERE P - PRESENT

STUDY DAYS: 0 THROUGH 89

| ANIMAL | SEX | GROUP | CATEGORY | STUDY DAY | TIME | GRADE | OBSERVATIONS |
|---|---|---|---|---|---|---|---|
| 10485 | F | 25 MG/KG/DAY | NORMAL | 25 | 7:23 | P | NO SIGNIFICANT CLINICAL OBSERVATIONS |
| | | | | 25 | 9:23 | P | NO SIGNIFICANT CLINICAL OBSERVATIONS |
| | | | | 28 | 9:24 | P | NO SIGNIFICANT CLINICAL OBSERVATIONS |
| | | | | 28 | 11:47 | P | NO SIGNIFICANT CLINICAL OBSERVATIONS |
| | | | | 29 | 7:47 | P | NO SIGNIFICANT CLINICAL OBSERVATIONS |
| | | | | 29 | 9:48 | P | NO SIGNIFICANT CLINICAL OBSERVATIONS |
| | | | | 30 | 7:38 | P | NO SIGNIFICANT CLINICAL OBSERVATIONS |
| | | | | 30 | 9:27 | P | NO SIGNIFICANT CLINICAL OBSERVATIONS |
| | | | | 31 | 7:53 | P | NO SIGNIFICANT CLINICAL OBSERVATIONS |
| | | | | 31 | 9:10 | P | NO SIGNIFICANT CLINICAL OBSERVATIONS |
| | | | | 32 | 7:33 | P | NO SIGNIFICANT CLINICAL OBSERVATIONS |
| | | | | 32 | 9:58 | P | NO SIGNIFICANT CLINICAL OBSERVATIONS |
| | | | | 35 | 9:18 | P | NO SIGNIFICANT CLINICAL OBSERVATIONS |
| | | | | 35 | 11:08 | P | NO SIGNIFICANT CLINICAL OBSERVATIONS |
| | | | | 36 | 8:45 | P | NO SIGNIFICANT CLINICAL OBSERVATIONS |
| | | | | 36 | 10:19 | P | NO SIGNIFICANT CLINICAL OBSERVATIONS |
| | | | | 37 | 8:31 | P | NO SIGNIFICANT CLINICAL OBSERVATIONS |
| | | | | 37 | 10:10 | P | NO SIGNIFICANT CLINICAL OBSERVATIONS |
| | | | | 38 | 8:28 | P | NO SIGNIFICANT CLINICAL OBSERVATIONS |
| | | | | 38 | 10:11 | P | NO SIGNIFICANT CLINICAL OBSERVATIONS |
| | | | | 39 | 7:17 | P | NO SIGNIFICANT CLINICAL OBSERVATIONS |
| | | | | 39 | 9:18 | P | NO SIGNIFICANT CLINICAL OBSERVATIONS |
| | | | | 42 | 11:11 | P | NO SIGNIFICANT CLINICAL OBSERVATIONS |
| | | | | 43 | 8:32 | P | NO SIGNIFICANT CLINICAL OBSERVATIONS |
| | | | | 43 | 10:19 | P | NO SIGNIFICANT CLINICAL OBSERVATIONS |
| | | | | 44 | 8:03 | P | NO SIGNIFICANT CLINICAL OBSERVATIONS |
| | | | | 44 | 9:49 | P | NO SIGNIFICANT CLINICAL OBSERVATIONS |
| | | | | 45 | 8:29 | P | NO SIGNIFICANT CLINICAL OBSERVATIONS |
| | | | | 45 | 9:58 | P | NO SIGNIFICANT CLINICAL OBSERVATIONS |

GRADE CODE: 1 - SLIGHT 2 - MODERATE 3 - SEVERE P - PRESENT

STUDY DAYS: 0 THROUGH 89

| ANIMAL | SEX | GROUP | CATEGORY | STUDY DAY | TIME | GRADE | OBSERVATIONS |
|---|---|---|---|---|---|---|---|
| 10485 | F | 25 MG/KG/DAY | NORMAL | 46 | 6:58 | P | NO SIGNIFICANT CLINICAL OBSERVATIONS |
| | | | | 46 | 8:55 | P | NO SIGNIFICANT CLINICAL OBSERVATIONS |
| | | | | 49 | 9:37 | P | NO SIGNIFICANT CLINICAL OBSERVATIONS |
| | | | | 49 | 12:08 | P | NO SIGNIFICANT CLINICAL OBSERVATIONS |
| | | | | 50 | 8:37 | P | NO SIGNIFICANT CLINICAL OBSERVATIONS |
| | | | | 50 | 10:51 | P | NO SIGNIFICANT CLINICAL OBSERVATIONS |
| | | | | 51 | 8:00 | P | NO SIGNIFICANT CLINICAL OBSERVATIONS |
| | | | | 51 | 9:56 | P | NO SIGNIFICANT CLINICAL OBSERVATIONS |
| | | | | 52 | 9:17 | P | NO SIGNIFICANT CLINICAL OBSERVATIONS |
| | | | | 52 | 11:36 | P | NO SIGNIFICANT CLINICAL OBSERVATIONS |
| | | | | 53 | 7:03 | P | NO SIGNIFICANT CLINICAL OBSERVATIONS |
| | | | | 53 | 9:12 | P | NO SIGNIFICANT CLINICAL OBSERVATIONS |
| | | | | 56 | 9:06 | P | NO SIGNIFICANT CLINICAL OBSERVATIONS |
| | | | | 56 | 11:09 | P | NO SIGNIFICANT CLINICAL OBSERVATIONS |
| | | | | 57 | 9:09 | P | NO SIGNIFICANT CLINICAL OBSERVATIONS |
| | | | | 57 | 10:35 | P | NO SIGNIFICANT CLINICAL OBSERVATIONS |
| | | | | 58 | 7:43 | P | NO SIGNIFICANT CLINICAL OBSERVATIONS |
| | | | | 58 | 9:27 | P | NO SIGNIFICANT CLINICAL OBSERVATIONS |
| | | | | 59 | 7:26 | P | NO SIGNIFICANT CLINICAL OBSERVATIONS |
| | | | | 59 | 9:06 | P | NO SIGNIFICANT CLINICAL OBSERVATIONS |
| | | | | 60 | 7:43 | P | NO SIGNIFICANT CLINICAL OBSERVATIONS |
| | | | | 60 | 9:47 | P | NO SIGNIFICANT CLINICAL OBSERVATIONS |
| | | | | 63 | 12:04 | P | NO SIGNIFICANT CLINICAL OBSERVATIONS |
| | | | | 63 | 14:19 | P | NO SIGNIFICANT CLINICAL OBSERVATIONS |
| | | | | 64 | 8:43 | P | NO SIGNIFICANT CLINICAL OBSERVATIONS |
| | | | | 64 | 10:16 | P | NO SIGNIFICANT CLINICAL OBSERVATIONS |
| | | | | 65 | 8:50 | P | NO SIGNIFICANT CLINICAL OBSERVATIONS |
| | | | | 65 | 10:57 | P | NO SIGNIFICANT CLINICAL OBSERVATIONS |
| | | | | 66 | 8:24 | P | NO SIGNIFICANT CLINICAL OBSERVATIONS |

GRADE CODE: 1 - SLIGHT 2 - MODERATE 3 - SEVERE P - PRESENT

STUDY DAYS: 0 THROUGH 89

| ANIMAL | SEX | GROUP | CATEGORY | STUDY DAY | TIME | GRADE | OBSERVATIONS |
|---|---|---|---|---|---|---|---|
| 10485 | F | 25 MG/KG/DAY | NORMAL | 66 | 9:51 | P | NO SIGNIFICANT CLINICAL OBSERVATIONS |
| | | | | 67 | 7:34 | P | NO SIGNIFICANT CLINICAL OBSERVATIONS |
| | | | | 67 | 9:18 | P | NO SIGNIFICANT CLINICAL OBSERVATIONS |
| | | | | 70 | 8:19 | P | NO SIGNIFICANT CLINICAL OBSERVATIONS |
| | | | | 70 | 10:50 | P | NO SIGNIFICANT CLINICAL OBSERVATIONS |
| | | | | 71 | 8:17 | P | NO SIGNIFICANT CLINICAL OBSERVATIONS |
| | | | | 71 | 9:48 | P | NO SIGNIFICANT CLINICAL OBSERVATIONS |
| | | | | 72 | 7:32 | P | NO SIGNIFICANT CLINICAL OBSERVATIONS |
| | | | | 72 | 9:06 | P | NO SIGNIFICANT CLINICAL OBSERVATIONS |
| | | | | 73 | 7:33 | P | NO SIGNIFICANT CLINICAL OBSERVATIONS |
| | | | | 73 | 9:16 | P | NO SIGNIFICANT CLINICAL OBSERVATIONS |
| | | | | 74 | 7:19 | P | NO SIGNIFICANT CLINICAL OBSERVATIONS |
| | | | | 74 | 9:27 | P | NO SIGNIFICANT CLINICAL OBSERVATIONS |
| | | | | 77 | 8:32 | P | NO SIGNIFICANT CLINICAL OBSERVATIONS |
| | | | | 77 | 11:38 | P | NO SIGNIFICANT CLINICAL OBSERVATIONS |
| | | | | 78 | 9:41 | P | NO SIGNIFICANT CLINICAL OBSERVATIONS |
| | | | | 78 | 11:34 | P | NO SIGNIFICANT CLINICAL OBSERVATIONS |
| | | | | 79 | 7:24 | P | NO SIGNIFICANT CLINICAL OBSERVATIONS |
| | | | | 79 | 9:00 | P | NO SIGNIFICANT CLINICAL OBSERVATIONS |
| | | | | 80 | 8:56 | P | NO SIGNIFICANT CLINICAL OBSERVATIONS |
| | | | | 80 | 10:39 | P | NO SIGNIFICANT CLINICAL OBSERVATIONS |
| | | | | 81 | 7:36 | P | NO SIGNIFICANT CLINICAL OBSERVATIONS |
| | | | | 81 | 9:27 | P | NO SIGNIFICANT CLINICAL OBSERVATIONS |
| | | | | 84 | 9:04 | P | NO SIGNIFICANT CLINICAL OBSERVATIONS |
| | | | | 84 | 10:54 | P | NO SIGNIFICANT CLINICAL OBSERVATIONS |
| | | | | 85 | 7:42 | P | NO SIGNIFICANT CLINICAL OBSERVATIONS |
| | | | | 85 | 9:44 | P | NO SIGNIFICANT CLINICAL OBSERVATIONS |
| | | | | 86 | 7:30 | P | NO SIGNIFICANT CLINICAL OBSERVATIONS |
| | | | | 86 | 9:28 | P | NO SIGNIFICANT CLINICAL OBSERVATIONS |

GRADE CODE: 1 - SLIGHT 2 - MODERATE 3 - SEVERE P - PRESENT

STUDY DAYS: 0 THROUGH 89

| ANIMAL | SEX | GROUP | CATEGORY | STUDY DAY | TIME | GRADE | OBSERVATIONS |
|---|---|---|---|---|---|---|---|
| 10485 | F | 25 MG/KG/DAY | NORMAL | 87 | 8:49 | P | NO SIGNIFICANT CLINICAL OBSERVATIONS |
| | | | | 87 | 10:41 | P | NO SIGNIFICANT CLINICAL OBSERVATIONS |
| | | | | 88 | 6:53 | P | NO SIGNIFICANT CLINICAL OBSERVATIONS |
| | | | | 88 | 9:16 | P | NO SIGNIFICANT CLINICAL OBSERVATIONS |
| 10492 | F | 25 MG/KG/DAY | NORMAL | 0 | 10:30 | P | NO SIGNIFICANT CLINICAL OBSERVATIONS |
| | | | | 0 | 12:52 | P | NO SIGNIFICANT CLINICAL OBSERVATIONS |
| | | | | 1 | 7:50 | P | NO SIGNIFICANT CLINICAL OBSERVATIONS |
| | | | | 1 | 9:37 | P | NO SIGNIFICANT CLINICAL OBSERVATIONS |
| | | | | 2 | 9:22 | P | NO SIGNIFICANT CLINICAL OBSERVATIONS |
| | | | | 2 | 11:18 | P | NO SIGNIFICANT CLINICAL OBSERVATIONS |
| | | | | 3 | 9:23 | P | NO SIGNIFICANT CLINICAL OBSERVATIONS |
| | | | | 3 | 11:21 | P | NO SIGNIFICANT CLINICAL OBSERVATIONS |
| | | | | 4 | 7:04 | P | NO SIGNIFICANT CLINICAL OBSERVATIONS |
| | | | | 4 | 8:56 | P | NO SIGNIFICANT CLINICAL OBSERVATIONS |
| | | | | 7 | 9:46 | P | NO SIGNIFICANT CLINICAL OBSERVATIONS |
| | | | | 7 | 11:47 | P | NO SIGNIFICANT CLINICAL OBSERVATIONS |
| | | | | 8 | 8:45 | P | NO SIGNIFICANT CLINICAL OBSERVATIONS |
| | | | | 8 | 10:41 | P | NO SIGNIFICANT CLINICAL OBSERVATIONS |
| | | | | 9 | 9:43 | P | NO SIGNIFICANT CLINICAL OBSERVATIONS |
| | | | | 9 | 11:26 | P | NO SIGNIFICANT CLINICAL OBSERVATIONS |
| | | | | 10 | 8:49 | P | NO SIGNIFICANT CLINICAL OBSERVATIONS |
| | | | | 10 | 10:21 | P | NO SIGNIFICANT CLINICAL OBSERVATIONS |
| | | | | 11 | 7:07 | P | NO SIGNIFICANT CLINICAL OBSERVATIONS |
| | | | | 11 | 9:23 | P | NO SIGNIFICANT CLINICAL OBSERVATIONS |
| | | | | 14 | 9:35 | P | NO SIGNIFICANT CLINICAL OBSERVATIONS |
| | | | | 14 | 12:12 | P | NO SIGNIFICANT CLINICAL OBSERVATIONS |
| | | | | 15 | 9:07 | P | NO SIGNIFICANT CLINICAL OBSERVATIONS |
| | | | | 15 | 10:44 | P | NO SIGNIFICANT CLINICAL OBSERVATIONS |
| | | | | 16 | 8:41 | P | NO SIGNIFICANT CLINICAL OBSERVATIONS |

GRADE CODE: 1 - SLIGHT 2 - MODERATE 3 - SEVERE P - PRESENT

STUDY DAYS: 0 THROUGH 89

| ANIMAL | SEX | GROUP | CATEGORY | STUDY DAY | TIME | GRADE | OBSERVATIONS |
|---|---|---|---|---|---|---|---|
| 10492 | F | 25 MG/KG/DAY | NORMAL | 16 | 10:12 | P | NO SIGNIFICANT CLINICAL OBSERVATIONS |
| | | | | 17 | 8:51 | P | NO SIGNIFICANT CLINICAL OBSERVATIONS |
| | | | | 17 | 10:30 | P | NO SIGNIFICANT CLINICAL OBSERVATIONS |
| | | | | 18 | 6:58 | P | NO SIGNIFICANT CLINICAL OBSERVATIONS |
| | | | | 18 | 9:01 | P | NO SIGNIFICANT CLINICAL OBSERVATIONS |
| | | | | 21 | 9:30 | P | NO SIGNIFICANT CLINICAL OBSERVATIONS |
| | | | | 21 | 11:36 | P | NO SIGNIFICANT CLINICAL OBSERVATIONS |
| | | | | 22 | 7:42 | P | NO SIGNIFICANT CLINICAL OBSERVATIONS |
| | | | | 22 | 9:41 | P | NO SIGNIFICANT CLINICAL OBSERVATIONS |
| | | | | 23 | 7:30 | P | NO SIGNIFICANT CLINICAL OBSERVATIONS |
| | | | | 23 | 9:20 | P | NO SIGNIFICANT CLINICAL OBSERVATIONS |
| | | | | 24 | 8:11 | P | NO SIGNIFICANT CLINICAL OBSERVATIONS |
| | | | | 24 | 9:32 | P | NO SIGNIFICANT CLINICAL OBSERVATIONS |
| | | | | 25 | 7:23 | P | NO SIGNIFICANT CLINICAL OBSERVATIONS |
| | | | | 25 | 9:24 | P | NO SIGNIFICANT CLINICAL OBSERVATIONS |
| | | | | 28 | 9:24 | P | NO SIGNIFICANT CLINICAL OBSERVATIONS |
| | | | | 28 | 11:47 | P | NO SIGNIFICANT CLINICAL OBSERVATIONS |
| | | | | 29 | 7:47 | P | NO SIGNIFICANT CLINICAL OBSERVATIONS |
| | | | | 29 | 9:48 | P | NO SIGNIFICANT CLINICAL OBSERVATIONS |
| | | | | 30 | 7:38 | P | NO SIGNIFICANT CLINICAL OBSERVATIONS |
| | | | | 30 | 9:27 | P | NO SIGNIFICANT CLINICAL OBSERVATIONS |
| | | | | 31 | 7:53 | P | NO SIGNIFICANT CLINICAL OBSERVATIONS |
| | | | | 31 | 9:10 | P | NO SIGNIFICANT CLINICAL OBSERVATIONS |
| | | | | 32 | 7:33 | P | NO SIGNIFICANT CLINICAL OBSERVATIONS |
| | | | | 32 | 9:58 | P | NO SIGNIFICANT CLINICAL OBSERVATIONS |
| | | | | 35 | 9:18 | P | NO SIGNIFICANT CLINICAL OBSERVATIONS |
| | | | | 35 | 11:08 | P | NO SIGNIFICANT CLINICAL OBSERVATIONS |
| | | | | 36 | 8:45 | P | NO SIGNIFICANT CLINICAL OBSERVATIONS |
| | | | | 36 | 10:19 | P | NO SIGNIFICANT CLINICAL OBSERVATIONS |

GRADE CODE: 1 - SLIGHT 2 - MODERATE 3 - SEVERE P - PRESENT

TABLE A3 (DOSING DAY OBSERVATIONS)
A 90-DAY DERMAL STUDY UTILIZING CLARIFIED OILS IN RATS
INDIVIDUAL CLINICAL OBSERVATIONS



STUDY DAYS: 0 THROUGH 89

| ANIMAL | SEX | GROUP | CATEGORY | STUDY DAY | TIME | GRADE | OBSERVATIONS |
|---|---|---|---|---|---|---|---|
| 10492 | F | 25 MG/KG/DAY | NORMAL | 37 | 8:32 | P | NO SIGNIFICANT CLINICAL OBSERVATIONS |
| | | | | 37 | 10:10 | P | NO SIGNIFICANT CLINICAL OBSERVATIONS |
| | | | | 38 | 8:28 | P | NO SIGNIFICANT CLINICAL OBSERVATIONS |
| | | | | 38 | 10:11 | P | NO SIGNIFICANT CLINICAL OBSERVATIONS |
| | | | | 39 | 7:17 | P | NO SIGNIFICANT CLINICAL OBSERVATIONS |
| | | | | 39 | 9:18 | P | NO SIGNIFICANT CLINICAL OBSERVATIONS |
| | | | | 42 | 11:11 | P | NO SIGNIFICANT CLINICAL OBSERVATIONS |
| | | | | 43 | 8:32 | P | NO SIGNIFICANT CLINICAL OBSERVATIONS |
| | | | | 43 | 10:19 | P | NO SIGNIFICANT CLINICAL OBSERVATIONS |
| | | | | 44 | 8:04 | P | NO SIGNIFICANT CLINICAL OBSERVATIONS |
| | | | | 44 | 9:49 | P | NO SIGNIFICANT CLINICAL OBSERVATIONS |
| | | | | 45 | 8:29 | P | NO SIGNIFICANT CLINICAL OBSERVATIONS |
| | | | | 45 | 9:58 | P | NO SIGNIFICANT CLINICAL OBSERVATIONS |
| | | | | 46 | 6:58 | P | NO SIGNIFICANT CLINICAL OBSERVATIONS |
| | | | | 46 | 8:55 | P | NO SIGNIFICANT CLINICAL OBSERVATIONS |
| | | | | 49 | 9:37 | P | NO SIGNIFICANT CLINICAL OBSERVATIONS |
| | | | | 49 | 12:08 | P | NO SIGNIFICANT CLINICAL OBSERVATIONS |
| | | | | 50 | 8:37 | P | NO SIGNIFICANT CLINICAL OBSERVATIONS |
| | | | | 50 | 10:51 | P | NO SIGNIFICANT CLINICAL OBSERVATIONS |
| | | | | 51 | 8:00 | P | NO SIGNIFICANT CLINICAL OBSERVATIONS |
| | | | | 51 | 9:56 | P | NO SIGNIFICANT CLINICAL OBSERVATIONS |
| | | | | 52 | 9:17 | P | NO SIGNIFICANT CLINICAL OBSERVATIONS |
| | | | | 52 | 11:36 | P | NO SIGNIFICANT CLINICAL OBSERVATIONS |
| | | | | 53 | 7:04 | P | NO SIGNIFICANT CLINICAL OBSERVATIONS |
| | | | | 53 | 9:12 | P | NO SIGNIFICANT CLINICAL OBSERVATIONS |
| | | | | 56 | 9:06 | P | NO SIGNIFICANT CLINICAL OBSERVATIONS |
| | | | | 56 | 11:09 | P | NO SIGNIFICANT CLINICAL OBSERVATIONS |
| | | | | 57 | 9:09 | P | NO SIGNIFICANT CLINICAL OBSERVATIONS |
| | | | | 57 | 10:35 | P | NO SIGNIFICANT CLINICAL OBSERVATIONS |

GRADE CODE: 1 - SLIGHT 2 - MODERATE 3 - SEVERE P - PRESENT

TABLE A3 (DOSING DAY OBSERVATIONS)
A 90-DAY DERMAL STUDY UTILIZING CLARIFIED OILS IN RATS
INDIVIDUAL CLINICAL OBSERVATIONS



STUDY DAYS: 0 THROUGH 89

| ANIMAL | SEX | GROUP | CATEGORY | STUDY DAY | TIME | GRADE | OBSERVATIONS |
|---|---|---|---|---|---|---|---|
| 10492 | F | 25 MG/KG/DAY | NORMAL | 58 | 7:43 | P | NO SIGNIFICANT CLINICAL OBSERVATIONS |
| | | | | 58 | 9:27 | P | NO SIGNIFICANT CLINICAL OBSERVATIONS |
| | | | | 59 | 7:26 | P | NO SIGNIFICANT CLINICAL OBSERVATIONS |
| | | | | 59 | 9:06 | P | NO SIGNIFICANT CLINICAL OBSERVATIONS |
| | | | | 60 | 7:43 | P | NO SIGNIFICANT CLINICAL OBSERVATIONS |
| | | | | 60 | 9:47 | P | NO SIGNIFICANT CLINICAL OBSERVATIONS |
| | | | | 63 | 12:04 | P | NO SIGNIFICANT CLINICAL OBSERVATIONS |
| | | | | 63 | 14:19 | P | NO SIGNIFICANT CLINICAL OBSERVATIONS |
| | | | | 64 | 8:44 | P | NO SIGNIFICANT CLINICAL OBSERVATIONS |
| | | | | 64 | 10:16 | P | NO SIGNIFICANT CLINICAL OBSERVATIONS |
| | | | | 65 | 8:51 | P | NO SIGNIFICANT CLINICAL OBSERVATIONS |
| | | | | 65 | 10:57 | P | NO SIGNIFICANT CLINICAL OBSERVATIONS |
| | | | | 66 | 8:24 | P | NO SIGNIFICANT CLINICAL OBSERVATIONS |
| | | | | 66 | 9:52 | P | NO SIGNIFICANT CLINICAL OBSERVATIONS |
| | | | | 67 | 7:34 | P | NO SIGNIFICANT CLINICAL OBSERVATIONS |
| | | | | 67 | 9:18 | P | NO SIGNIFICANT CLINICAL OBSERVATIONS |
| | | | | 70 | 8:19 | P | NO SIGNIFICANT CLINICAL OBSERVATIONS |
| | | | | 70 | 10:50 | P | NO SIGNIFICANT CLINICAL OBSERVATIONS |
| | | | | 71 | 8:18 | P | NO SIGNIFICANT CLINICAL OBSERVATIONS |
| | | | | 71 | 9:48 | P | NO SIGNIFICANT CLINICAL OBSERVATIONS |
| | | | | 72 | 7:33 | P | NO SIGNIFICANT CLINICAL OBSERVATIONS |
| | | | | 72 | 9:06 | P | NO SIGNIFICANT CLINICAL OBSERVATIONS |
| | | | | 73 | 7:33 | P | NO SIGNIFICANT CLINICAL OBSERVATIONS |
| | | | | 73 | 9:16 | P | NO SIGNIFICANT CLINICAL OBSERVATIONS |
| | | | | 74 | 7:19 | P | NO SIGNIFICANT CLINICAL OBSERVATIONS |
| | | | | 74 | 9:27 | P | NO SIGNIFICANT CLINICAL OBSERVATIONS |
| | | | | 77 | 8:33 | P | NO SIGNIFICANT CLINICAL OBSERVATIONS |
| | | | | 77 | 11:38 | P | NO SIGNIFICANT CLINICAL OBSERVATIONS |
| | | | | 78 | 9:42 | P | NO SIGNIFICANT CLINICAL OBSERVATIONS |

GRADE CODE: 1 - SLIGHT 2 - MODERATE 3 - SEVERE P - PRESENT

STUDY DAYS: 0 THROUGH 89

| ANIMAL | SEX | GROUP | CATEGORY | STUDY DAY | TIME | GRADE | OBSERVATIONS |
|---|---|---|---|---|---|---|---|
| 10492 | F | 25 MG/KG/DAY | NORMAL | 78 | 11:34 | P | NO SIGNIFICANT CLINICAL OBSERVATIONS |
| | | | | 79 | 7:24 | P | NO SIGNIFICANT CLINICAL OBSERVATIONS |
| | | | | 79 | 9:00 | P | NO SIGNIFICANT CLINICAL OBSERVATIONS |
| | | | | 80 | 8:56 | P | NO SIGNIFICANT CLINICAL OBSERVATIONS |
| | | | | 80 | 10:39 | P | NO SIGNIFICANT CLINICAL OBSERVATIONS |
| | | | | 81 | 7:36 | P | NO SIGNIFICANT CLINICAL OBSERVATIONS |
| | | | | 81 | 9:27 | P | NO SIGNIFICANT CLINICAL OBSERVATIONS |
| | | | | 86 | 7:30 | P | NO SIGNIFICANT CLINICAL OBSERVATIONS |
| | | | | 86 | 9:28 | P | NO SIGNIFICANT CLINICAL OBSERVATIONS |
| | | | | 87 | 8:49 | P | NO SIGNIFICANT CLINICAL OBSERVATIONS |
| | | | | 87 | 10:41 | P | NO SIGNIFICANT CLINICAL OBSERVATIONS |
| | | | | 88 | 6:53 | P | NO SIGNIFICANT CLINICAL OBSERVATIONS |
| | | | | 88 | 9:16 | P | NO SIGNIFICANT CLINICAL OBSERVATIONS |
| 10492 | F | 25 MG/KG/DAY | SPECIAL | 84 | 9:05 | P | SWOLLEN DIGIT(S) RIGHT FORELIMB |
| | | | | 84 | 10:54 | P | SWOLLEN DIGIT(S) RIGHT FORELIMB |
| | | | | 85 | 7:42 | P | SWOLLEN DIGIT(S) RIGHT FORELIMB |
| | | | | 85 | 9:44 | P | SWOLLEN DIGIT(S) RIGHT FORELIMB |
| 10497 | F | 25 MG/KG/DAY | NORMAL | 0 | 10:30 | P | NO SIGNIFICANT CLINICAL OBSERVATIONS |
| | | | | 0 | 12:52 | P | NO SIGNIFICANT CLINICAL OBSERVATIONS |
| | | | | 1 | 7:50 | P | NO SIGNIFICANT CLINICAL OBSERVATIONS |
| | | | | 1 | 9:37 | P | NO SIGNIFICANT CLINICAL OBSERVATIONS |
| | | | | 2 | 9:22 | P | NO SIGNIFICANT CLINICAL OBSERVATIONS |
| | | | | 2 | 11:19 | P | NO SIGNIFICANT CLINICAL OBSERVATIONS |
| | | | | 3 | 9:23 | P | NO SIGNIFICANT CLINICAL OBSERVATIONS |
| | | | | 3 | 11:21 | P | NO SIGNIFICANT CLINICAL OBSERVATIONS |
| | | | | 4 | 7:04 | P | NO SIGNIFICANT CLINICAL OBSERVATIONS |
| | | | | 4 | 8:56 | P | NO SIGNIFICANT CLINICAL OBSERVATIONS |
| | | | | 7 | 9:47 | P | NO SIGNIFICANT CLINICAL OBSERVATIONS |
| | | | | 7 | 11:47 | P | NO SIGNIFICANT CLINICAL OBSERVATIONS |

GRADE CODE: 1 - SLIGHT 2 - MODERATE 3 - SEVERE P - PRESENT

STUDY DAYS: 0 THROUGH 89

| ANIMAL | SEX | GROUP | CATEGORY | STUDY DAY | TIME | GRADE | OBSERVATIONS |
|---|---|---|---|---|---|---|---|
| 10497 | F | 25 MG/KG/DAY | NORMAL | 8 | 8:45 | P | NO SIGNIFICANT CLINICAL OBSERVATIONS |
| | | | | 8 | 10:41 | P | NO SIGNIFICANT CLINICAL OBSERVATIONS |
| | | | | 9 | 9:44 | P | NO SIGNIFICANT CLINICAL OBSERVATIONS |
| | | | | 9 | 11:26 | P | NO SIGNIFICANT CLINICAL OBSERVATIONS |
| | | | | 10 | 8:50 | P | NO SIGNIFICANT CLINICAL OBSERVATIONS |
| | | | | 10 | 10:21 | P | NO SIGNIFICANT CLINICAL OBSERVATIONS |
| | | | | 11 | 7:07 | P | NO SIGNIFICANT CLINICAL OBSERVATIONS |
| | | | | 11 | 9:23 | P | NO SIGNIFICANT CLINICAL OBSERVATIONS |
| | | | | 14 | 9:35 | P | NO SIGNIFICANT CLINICAL OBSERVATIONS |
| | | | | 14 | 12:12 | P | NO SIGNIFICANT CLINICAL OBSERVATIONS |
| | | | | 15 | 9:07 | P | NO SIGNIFICANT CLINICAL OBSERVATIONS |
| | | | | 15 | 10:44 | P | NO SIGNIFICANT CLINICAL OBSERVATIONS |
| | | | | 16 | 8:41 | P | NO SIGNIFICANT CLINICAL OBSERVATIONS |
| | | | | 16 | 10:13 | P | NO SIGNIFICANT CLINICAL OBSERVATIONS |
| | | | | 17 | 8:51 | P | NO SIGNIFICANT CLINICAL OBSERVATIONS |
| | | | | 17 | 10:30 | P | NO SIGNIFICANT CLINICAL OBSERVATIONS |
| | | | | 18 | 6:58 | P | NO SIGNIFICANT CLINICAL OBSERVATIONS |
| | | | | 18 | 9:01 | P | NO SIGNIFICANT CLINICAL OBSERVATIONS |
| | | | | 21 | 9:30 | P | NO SIGNIFICANT CLINICAL OBSERVATIONS |
| | | | | 21 | 11:37 | P | NO SIGNIFICANT CLINICAL OBSERVATIONS |
| | | | | 22 | 7:42 | P | NO SIGNIFICANT CLINICAL OBSERVATIONS |
| | | | | 22 | 9:41 | P | NO SIGNIFICANT CLINICAL OBSERVATIONS |
| | | | | 23 | 7:30 | P | NO SIGNIFICANT CLINICAL OBSERVATIONS |
| | | | | 23 | 9:20 | P | NO SIGNIFICANT CLINICAL OBSERVATIONS |
| | | | | 24 | 8:11 | P | NO SIGNIFICANT CLINICAL OBSERVATIONS |
| | | | | 24 | 9:32 | P | NO SIGNIFICANT CLINICAL OBSERVATIONS |
| | | | | 25 | 7:23 | P | NO SIGNIFICANT CLINICAL OBSERVATIONS |
| | | | | 25 | 9:24 | P | NO SIGNIFICANT CLINICAL OBSERVATIONS |
| | | | | 28 | 9:24 | P | NO SIGNIFICANT CLINICAL OBSERVATIONS |

GRADE CODE: 1 - SLIGHT 2 - MODERATE 3 - SEVERE P - PRESENT

STUDY DAYS: 0 THROUGH 89

| ANIMAL | SEX | GROUP | CATEGORY | STUDY DAY | TIME | GRADE | OBSERVATIONS |
|---|---|---|---|---|---|---|---|
| 10497 | F | 25 MG/KG/DAY | NORMAL | 28 | 11:47 | P | NO SIGNIFICANT CLINICAL OBSERVATIONS |
| | | | | 29 | 7:47 | P | NO SIGNIFICANT CLINICAL OBSERVATIONS |
| | | | | 29 | 9:48 | P | NO SIGNIFICANT CLINICAL OBSERVATIONS |
| | | | | 30 | 7:38 | P | NO SIGNIFICANT CLINICAL OBSERVATIONS |
| | | | | 30 | 9:27 | P | NO SIGNIFICANT CLINICAL OBSERVATIONS |
| | | | | 31 | 7:54 | P | NO SIGNIFICANT CLINICAL OBSERVATIONS |
| | | | | 31 | 9:11 | P | NO SIGNIFICANT CLINICAL OBSERVATIONS |
| | | | | 32 | 7:33 | P | NO SIGNIFICANT CLINICAL OBSERVATIONS |
| | | | | 32 | 9:58 | P | NO SIGNIFICANT CLINICAL OBSERVATIONS |
| | | | | 35 | 9:19 | P | NO SIGNIFICANT CLINICAL OBSERVATIONS |
| | | | | 35 | 11:08 | P | NO SIGNIFICANT CLINICAL OBSERVATIONS |
| | | | | 36 | 8:45 | P | NO SIGNIFICANT CLINICAL OBSERVATIONS |
| | | | | 36 | 10:19 | P | NO SIGNIFICANT CLINICAL OBSERVATIONS |
| | | | | 37 | 8:32 | P | NO SIGNIFICANT CLINICAL OBSERVATIONS |
| | | | | 37 | 10:10 | P | NO SIGNIFICANT CLINICAL OBSERVATIONS |
| | | | | 38 | 8:28 | P | NO SIGNIFICANT CLINICAL OBSERVATIONS |
| | | | | 38 | 10:11 | P | NO SIGNIFICANT CLINICAL OBSERVATIONS |
| | | | | 39 | 7:17 | P | NO SIGNIFICANT CLINICAL OBSERVATIONS |
| | | | | 39 | 9:19 | P | NO SIGNIFICANT CLINICAL OBSERVATIONS |
| | | | | 42 | 11:12 | P | NO SIGNIFICANT CLINICAL OBSERVATIONS |
| | | | | 43 | 8:32 | P | NO SIGNIFICANT CLINICAL OBSERVATIONS |
| | | | | 43 | 10:19 | P | NO SIGNIFICANT CLINICAL OBSERVATIONS |
| | | | | 44 | 8:04 | P | NO SIGNIFICANT CLINICAL OBSERVATIONS |
| | | | | 44 | 9:49 | P | NO SIGNIFICANT CLINICAL OBSERVATIONS |
| | | | | 45 | 8:29 | P | NO SIGNIFICANT CLINICAL OBSERVATIONS |
| | | | | 45 | 9:59 | P | NO SIGNIFICANT CLINICAL OBSERVATIONS |
| | | | | 46 | 6:59 | P | NO SIGNIFICANT CLINICAL OBSERVATIONS |
| | | | | 46 | 8:55 | P | NO SIGNIFICANT CLINICAL OBSERVATIONS |
| | | | | 49 | 9:38 | P | NO SIGNIFICANT CLINICAL OBSERVATIONS |

GRADE CODE: 1 - SLIGHT 2 - MODERATE 3 - SEVERE P - PRESENT

TABLE A3 (DOSING DAY OBSERVATIONS)
A 90-DAY DERMAL STUDY UTILIZING CLARIFIED OILS IN RATS
INDIVIDUAL CLINICAL OBSERVATIONS



STUDY DAYS: 0 THROUGH 89

| ANIMAL | SEX | GROUP | CATEGORY | STUDY DAY | TIME | GRADE | OBSERVATIONS |
|---|---|---|---|---|---|---|---|
| 10497 | F | 25 MG/KG/DAY | NORMAL | 49 | 12:08 | P | NO SIGNIFICANT CLINICAL OBSERVATIONS |
| | | | | 50 | 8:37 | P | NO SIGNIFICANT CLINICAL OBSERVATIONS |
| | | | | 50 | 10:51 | P | NO SIGNIFICANT CLINICAL OBSERVATIONS |
| | | | | 51 | 8:00 | P | NO SIGNIFICANT CLINICAL OBSERVATIONS |
| | | | | 51 | 9:56 | P | NO SIGNIFICANT CLINICAL OBSERVATIONS |
| | | | | 52 | 9:18 | P | NO SIGNIFICANT CLINICAL OBSERVATIONS |
| | | | | 52 | 11:37 | P | NO SIGNIFICANT CLINICAL OBSERVATIONS |
| | | | | 53 | 7:04 | P | NO SIGNIFICANT CLINICAL OBSERVATIONS |
| | | | | 53 | 9:12 | P | NO SIGNIFICANT CLINICAL OBSERVATIONS |
| | | | | 56 | 9:07 | P | NO SIGNIFICANT CLINICAL OBSERVATIONS |
| | | | | 56 | 11:09 | P | NO SIGNIFICANT CLINICAL OBSERVATIONS |
| | | | | 57 | 9:09 | P | NO SIGNIFICANT CLINICAL OBSERVATIONS |
| | | | | 57 | 10:35 | P | NO SIGNIFICANT CLINICAL OBSERVATIONS |
| | | | | 58 | 7:43 | P | NO SIGNIFICANT CLINICAL OBSERVATIONS |
| | | | | 58 | 9:27 | P | NO SIGNIFICANT CLINICAL OBSERVATIONS |
| | | | | 59 | 7:26 | P | NO SIGNIFICANT CLINICAL OBSERVATIONS |
| | | | | 59 | 9:06 | P | NO SIGNIFICANT CLINICAL OBSERVATIONS |
| | | | | 60 | 7:43 | P | NO SIGNIFICANT CLINICAL OBSERVATIONS |
| | | | | 60 | 9:47 | P | NO SIGNIFICANT CLINICAL OBSERVATIONS |
| | | | | 63 | 12:04 | P | NO SIGNIFICANT CLINICAL OBSERVATIONS |
| | | | | 63 | 14:19 | P | NO SIGNIFICANT CLINICAL OBSERVATIONS |
| | | | | 64 | 8:44 | P | NO SIGNIFICANT CLINICAL OBSERVATIONS |
| | | | | 64 | 10:16 | P | NO SIGNIFICANT CLINICAL OBSERVATIONS |
| | | | | 65 | 8:51 | P | NO SIGNIFICANT CLINICAL OBSERVATIONS |
| | | | | 65 | 10:57 | P | NO SIGNIFICANT CLINICAL OBSERVATIONS |
| | | | | 66 | 8:24 | P | NO SIGNIFICANT CLINICAL OBSERVATIONS |
| | | | | 66 | 9:52 | P | NO SIGNIFICANT CLINICAL OBSERVATIONS |
| | | | | 67 | 7:35 | P | NO SIGNIFICANT CLINICAL OBSERVATIONS |
| | | | | 67 | 9:18 | P | NO SIGNIFICANT CLINICAL OBSERVATIONS |

GRADE CODE: 1 - SLIGHT 2 - MODERATE 3 - SEVERE P - PRESENT

STUDY DAYS: 0 THROUGH 89

| ANIMAL | SEX | GROUP | CATEGORY | STUDY DAY | TIME | GRADE | OBSERVATIONS |
|---|---|---|---|---|---|---|---|
| 10497 | F | 25 MG/KG/DAY | NORMAL | 70 | 8:20 | P | NO SIGNIFICANT CLINICAL OBSERVATIONS |
| | | | | 70 | 10:50 | P | NO SIGNIFICANT CLINICAL OBSERVATIONS |
| | | | | 71 | 8:18 | P | NO SIGNIFICANT CLINICAL OBSERVATIONS |
| | | | | 71 | 9:49 | P | NO SIGNIFICANT CLINICAL OBSERVATIONS |
| | | | | 72 | 7:33 | P | NO SIGNIFICANT CLINICAL OBSERVATIONS |
| | | | | 72 | 9:06 | P | NO SIGNIFICANT CLINICAL OBSERVATIONS |
| | | | | 73 | 7:33 | P | NO SIGNIFICANT CLINICAL OBSERVATIONS |
| | | | | 73 | 9:16 | P | NO SIGNIFICANT CLINICAL OBSERVATIONS |
| | | | | 74 | 7:19 | P | NO SIGNIFICANT CLINICAL OBSERVATIONS |
| | | | | 74 | 9:27 | P | NO SIGNIFICANT CLINICAL OBSERVATIONS |
| | | | | 77 | 8:33 | P | NO SIGNIFICANT CLINICAL OBSERVATIONS |
| | | | | 77 | 11:38 | P | NO SIGNIFICANT CLINICAL OBSERVATIONS |
| | | | | 78 | 9:42 | P | NO SIGNIFICANT CLINICAL OBSERVATIONS |
| | | | | 78 | 11:34 | P | NO SIGNIFICANT CLINICAL OBSERVATIONS |
| | | | | 79 | 7:24 | P | NO SIGNIFICANT CLINICAL OBSERVATIONS |
| | | | | 79 | 9:00 | P | NO SIGNIFICANT CLINICAL OBSERVATIONS |
| | | | | 80 | 8:57 | P | NO SIGNIFICANT CLINICAL OBSERVATIONS |
| | | | | 80 | 10:39 | P | NO SIGNIFICANT CLINICAL OBSERVATIONS |
| | | | | 81 | 7:36 | P | NO SIGNIFICANT CLINICAL OBSERVATIONS |
| | | | | 81 | 9:27 | P | NO SIGNIFICANT CLINICAL OBSERVATIONS |
| | | | | 84 | 9:05 | P | NO SIGNIFICANT CLINICAL OBSERVATIONS |
| | | | | 84 | 10:54 | P | NO SIGNIFICANT CLINICAL OBSERVATIONS |
| | | | | 85 | 7:42 | P | NO SIGNIFICANT CLINICAL OBSERVATIONS |
| | | | | 85 | 9:44 | P | NO SIGNIFICANT CLINICAL OBSERVATIONS |
| | | | | 86 | 7:30 | P | NO SIGNIFICANT CLINICAL OBSERVATIONS |
| | | | | 86 | 9:29 | P | NO SIGNIFICANT CLINICAL OBSERVATIONS |
| | | | | 87 | 8:50 | P | NO SIGNIFICANT CLINICAL OBSERVATIONS |
| | | | | 87 | 10:42 | P | NO SIGNIFICANT CLINICAL OBSERVATIONS |
| | | | | 88 | 6:53 | P | NO SIGNIFICANT CLINICAL OBSERVATIONS |

GRADE CODE: 1 - SLIGHT 2 - MODERATE 3 - SEVERE P - PRESENT

STUDY DAYS: 0 THROUGH 89

| ANIMAL | SEX | GROUP | CATEGORY | STUDY DAY | TIME | GRADE | OBSERVATIONS |
|---|---|---|---|---|---|---|---|
| 10497 | F | 25 MG/KG/DAY | NORMAL | 88 | 9:16 | P | NO SIGNIFICANT CLINICAL OBSERVATIONS |
| 10498 | F | 25 MG/KG/DAY | NORMAL | 0 | 10:31 | P | NO SIGNIFICANT CLINICAL OBSERVATIONS |
| | | | | 0 | 12:52 | P | NO SIGNIFICANT CLINICAL OBSERVATIONS |
| | | | | 1 | 7:51 | P | NO SIGNIFICANT CLINICAL OBSERVATIONS |
| | | | | 1 | 9:38 | P | NO SIGNIFICANT CLINICAL OBSERVATIONS |
| | | | | 2 | 9:22 | P | NO SIGNIFICANT CLINICAL OBSERVATIONS |
| | | | | 2 | 11:19 | P | NO SIGNIFICANT CLINICAL OBSERVATIONS |
| | | | | 3 | 9:23 | P | NO SIGNIFICANT CLINICAL OBSERVATIONS |
| | | | | 3 | 11:21 | P | NO SIGNIFICANT CLINICAL OBSERVATIONS |
| | | | | 4 | 7:04 | P | NO SIGNIFICANT CLINICAL OBSERVATIONS |
| | | | | 4 | 8:57 | P | NO SIGNIFICANT CLINICAL OBSERVATIONS |
| | | | | 7 | 9:47 | P | NO SIGNIFICANT CLINICAL OBSERVATIONS |
| | | | | 7 | 11:47 | P | NO SIGNIFICANT CLINICAL OBSERVATIONS |
| | | | | 8 | 8:46 | P | NO SIGNIFICANT CLINICAL OBSERVATIONS |
| | | | | 8 | 10:41 | P | NO SIGNIFICANT CLINICAL OBSERVATIONS |
| | | | | 9 | 9:44 | P | NO SIGNIFICANT CLINICAL OBSERVATIONS |
| | | | | 9 | 11:27 | P | NO SIGNIFICANT CLINICAL OBSERVATIONS |
| | | | | 10 | 8:50 | P | NO SIGNIFICANT CLINICAL OBSERVATIONS |
| | | | | 10 | 10:21 | P | NO SIGNIFICANT CLINICAL OBSERVATIONS |
| | | | | 11 | 7:08 | P | NO SIGNIFICANT CLINICAL OBSERVATIONS |
| | | | | 11 | 9:23 | P | NO SIGNIFICANT CLINICAL OBSERVATIONS |
| | | | | 14 | 9:35 | P | NO SIGNIFICANT CLINICAL OBSERVATIONS |
| | | | | 14 | 12:12 | P | NO SIGNIFICANT CLINICAL OBSERVATIONS |
| | | | | 15 | 9:07 | P | NO SIGNIFICANT CLINICAL OBSERVATIONS |
| | | | | 15 | 10:44 | P | NO SIGNIFICANT CLINICAL OBSERVATIONS |
| | | | | 16 | 8:41 | P | NO SIGNIFICANT CLINICAL OBSERVATIONS |
| | | | | 16 | 10:13 | P | NO SIGNIFICANT CLINICAL OBSERVATIONS |
| | | | | 17 | 8:51 | P | NO SIGNIFICANT CLINICAL OBSERVATIONS |
| | | | | 17 | 10:30 | P | NO SIGNIFICANT CLINICAL OBSERVATIONS |

GRADE CODE: 1 - SLIGHT 2 - MODERATE 3 - SEVERE P - PRESENT

TABLE A3 (DOSING DAY OBSERVATIONS)
A 90-DAY DERMAL STUDY UTILIZING CLARIFIED OILS IN RATS
INDIVIDUAL CLINICAL OBSERVATIONS



STUDY DAYS: 0 THROUGH 89

| ANIMAL | SEX | GROUP | CATEGORY | STUDY DAY | TIME | GRADE | OBSERVATIONS |
|---|---|---|---|---|---|---|---|
| 10498 | F | 25 MG/KG/DAY | NORMAL | 18 | 6:58 | P | NO SIGNIFICANT CLINICAL OBSERVATIONS |
| | | | | 18 | 9:02 | P | NO SIGNIFICANT CLINICAL OBSERVATIONS |
| | | | | 21 | 9:30 | P | NO SIGNIFICANT CLINICAL OBSERVATIONS |
| | | | | 21 | 11:37 | P | NO SIGNIFICANT CLINICAL OBSERVATIONS |
| | | | | 22 | 7:42 | P | NO SIGNIFICANT CLINICAL OBSERVATIONS |
| | | | | 22 | 9:41 | P | NO SIGNIFICANT CLINICAL OBSERVATIONS |
| | | | | 23 | 7:30 | P | NO SIGNIFICANT CLINICAL OBSERVATIONS |
| | | | | 23 | 9:20 | P | NO SIGNIFICANT CLINICAL OBSERVATIONS |
| | | | | 24 | 8:11 | P | NO SIGNIFICANT CLINICAL OBSERVATIONS |
| | | | | 24 | 9:32 | P | NO SIGNIFICANT CLINICAL OBSERVATIONS |
| | | | | 25 | 7:23 | P | NO SIGNIFICANT CLINICAL OBSERVATIONS |
| | | | | 25 | 9:24 | P | NO SIGNIFICANT CLINICAL OBSERVATIONS |
| | | | | 28 | 9:24 | P | NO SIGNIFICANT CLINICAL OBSERVATIONS |
| | | | | 28 | 11:47 | P | NO SIGNIFICANT CLINICAL OBSERVATIONS |
| | | | | 29 | 7:48 | P | NO SIGNIFICANT CLINICAL OBSERVATIONS |
| | | | | 29 | 9:48 | P | NO SIGNIFICANT CLINICAL OBSERVATIONS |
| | | | | 30 | 7:38 | P | NO SIGNIFICANT CLINICAL OBSERVATIONS |
| | | | | 30 | 9:27 | P | NO SIGNIFICANT CLINICAL OBSERVATIONS |
| | | | | 31 | 7:54 | P | NO SIGNIFICANT CLINICAL OBSERVATIONS |
| | | | | 31 | 9:11 | P | NO SIGNIFICANT CLINICAL OBSERVATIONS |
| | | | | 32 | 7:33 | P | NO SIGNIFICANT CLINICAL OBSERVATIONS |
| | | | | 32 | 9:58 | P | NO SIGNIFICANT CLINICAL OBSERVATIONS |
| | | | | 35 | 9:19 | P | NO SIGNIFICANT CLINICAL OBSERVATIONS |
| | | | | 35 | 11:08 | P | NO SIGNIFICANT CLINICAL OBSERVATIONS |
| | | | | 36 | 8:45 | P | NO SIGNIFICANT CLINICAL OBSERVATIONS |
| | | | | 36 | 10:19 | P | NO SIGNIFICANT CLINICAL OBSERVATIONS |
| | | | | 37 | 8:32 | P | NO SIGNIFICANT CLINICAL OBSERVATIONS |
| | | | | 37 | 10:10 | P | NO SIGNIFICANT CLINICAL OBSERVATIONS |
| | | | | 38 | 8:28 | P | NO SIGNIFICANT CLINICAL OBSERVATIONS |

GRADE CODE: 1 - SLIGHT 2 - MODERATE 3 - SEVERE P - PRESENT

STUDY DAYS: 0 THROUGH 89

| ANIMAL | SEX | GROUP | CATEGORY | STUDY DAY | TIME | GRADE | OBSERVATIONS |
|---|---|---|---|---|---|---|---|
| 10498 | F | 25 MG/KG/DAY | NORMAL | 38 | 10:11 | P | NO SIGNIFICANT CLINICAL OBSERVATIONS |
| | | | | 39 | 7:17 | P | NO SIGNIFICANT CLINICAL OBSERVATIONS |
| | | | | 39 | 9:19 | P | NO SIGNIFICANT CLINICAL OBSERVATIONS |
| | | | | 42 | 11:12 | P | NO SIGNIFICANT CLINICAL OBSERVATIONS |
| | | | | 43 | 8:32 | P | NO SIGNIFICANT CLINICAL OBSERVATIONS |
| | | | | 43 | 10:19 | P | NO SIGNIFICANT CLINICAL OBSERVATIONS |
| | | | | 44 | 8:04 | P | NO SIGNIFICANT CLINICAL OBSERVATIONS |
| | | | | 44 | 9:49 | P | NO SIGNIFICANT CLINICAL OBSERVATIONS |
| | | | | 45 | 8:29 | P | NO SIGNIFICANT CLINICAL OBSERVATIONS |
| | | | | 45 | 9:59 | P | NO SIGNIFICANT CLINICAL OBSERVATIONS |
| | | | | 46 | 6:59 | P | NO SIGNIFICANT CLINICAL OBSERVATIONS |
| | | | | 46 | 8:56 | P | NO SIGNIFICANT CLINICAL OBSERVATIONS |
| | | | | 49 | 9:38 | P | NO SIGNIFICANT CLINICAL OBSERVATIONS |
| | | | | 49 | 12:08 | P | NO SIGNIFICANT CLINICAL OBSERVATIONS |
| | | | | 50 | 8:38 | P | NO SIGNIFICANT CLINICAL OBSERVATIONS |
| | | | | 50 | 10:51 | P | NO SIGNIFICANT CLINICAL OBSERVATIONS |
| | | | | 51 | 8:00 | P | NO SIGNIFICANT CLINICAL OBSERVATIONS |
| | | | | 51 | 9:56 | P | NO SIGNIFICANT CLINICAL OBSERVATIONS |
| | | | | 52 | 9:18 | P | NO SIGNIFICANT CLINICAL OBSERVATIONS |
| | | | | 52 | 11:37 | P | NO SIGNIFICANT CLINICAL OBSERVATIONS |
| | | | | 53 | 7:04 | P | NO SIGNIFICANT CLINICAL OBSERVATIONS |
| | | | | 53 | 9:12 | P | NO SIGNIFICANT CLINICAL OBSERVATIONS |
| | | | | 56 | 9:07 | P | NO SIGNIFICANT CLINICAL OBSERVATIONS |
| | | | | 56 | 11:09 | P | NO SIGNIFICANT CLINICAL OBSERVATIONS |
| | | | | 57 | 9:09 | P | NO SIGNIFICANT CLINICAL OBSERVATIONS |
| | | | | 57 | 10:35 | P | NO SIGNIFICANT CLINICAL OBSERVATIONS |
| | | | | 58 | 7:43 | P | NO SIGNIFICANT CLINICAL OBSERVATIONS |
| | | | | 58 | 9:27 | P | NO SIGNIFICANT CLINICAL OBSERVATIONS |
| | | | | 59 | 7:26 | P | NO SIGNIFICANT CLINICAL OBSERVATIONS |

GRADE CODE: 1 - SLIGHT 2 - MODERATE 3 - SEVERE P - PRESENT

STUDY DAYS: 0 THROUGH 89

| ANIMAL | SEX | GROUP | CATEGORY | STUDY DAY | TIME | GRADE | OBSERVATIONS |
|---|---|---|---|---|---|---|---|
| 10498 | F | 25 MG/KG/DAY | NORMAL | 59 | 9:06 | P | NO SIGNIFICANT CLINICAL OBSERVATIONS |
| | | | | 60 | 7:43 | P | NO SIGNIFICANT CLINICAL OBSERVATIONS |
| | | | | 60 | 9:47 | P | NO SIGNIFICANT CLINICAL OBSERVATIONS |
| | | | | 63 | 12:04 | P | NO SIGNIFICANT CLINICAL OBSERVATIONS |
| | | | | 63 | 14:19 | P | NO SIGNIFICANT CLINICAL OBSERVATIONS |
| | | | | 64 | 8:44 | P | NO SIGNIFICANT CLINICAL OBSERVATIONS |
| | | | | 64 | 10:16 | P | NO SIGNIFICANT CLINICAL OBSERVATIONS |
| | | | | 65 | 8:51 | P | NO SIGNIFICANT CLINICAL OBSERVATIONS |
| | | | | 65 | 10:57 | P | NO SIGNIFICANT CLINICAL OBSERVATIONS |
| | | | | 66 | 8:24 | P | NO SIGNIFICANT CLINICAL OBSERVATIONS |
| | | | | 66 | 9:52 | P | NO SIGNIFICANT CLINICAL OBSERVATIONS |
| | | | | 67 | 7:35 | P | NO SIGNIFICANT CLINICAL OBSERVATIONS |
| | | | | 67 | 9:18 | P | NO SIGNIFICANT CLINICAL OBSERVATIONS |
| | | | | 70 | 10:50 | P | NO SIGNIFICANT CLINICAL OBSERVATIONS |
| | | | | 71 | 8:18 | P | NO SIGNIFICANT CLINICAL OBSERVATIONS |
| | | | | 71 | 9:49 | P | NO SIGNIFICANT CLINICAL OBSERVATIONS |
| | | | | 72 | 7:33 | P | NO SIGNIFICANT CLINICAL OBSERVATIONS |
| | | | | 72 | 9:06 | P | NO SIGNIFICANT CLINICAL OBSERVATIONS |
| | | | | 73 | 7:33 | P | NO SIGNIFICANT CLINICAL OBSERVATIONS |
| | | | | 73 | 9:16 | P | NO SIGNIFICANT CLINICAL OBSERVATIONS |
| | | | | 74 | 7:19 | P | NO SIGNIFICANT CLINICAL OBSERVATIONS |
| | | | | 74 | 9:27 | P | NO SIGNIFICANT CLINICAL OBSERVATIONS |
| | | | | 77 | 8:33 | P | NO SIGNIFICANT CLINICAL OBSERVATIONS |
| | | | | 77 | 11:38 | P | NO SIGNIFICANT CLINICAL OBSERVATIONS |
| | | | | 78 | 9:42 | P | NO SIGNIFICANT CLINICAL OBSERVATIONS |
| | | | | 78 | 11:34 | P | NO SIGNIFICANT CLINICAL OBSERVATIONS |
| | | | | 79 | 7:25 | P | NO SIGNIFICANT CLINICAL OBSERVATIONS |
| | | | | 79 | 9:01 | P | NO SIGNIFICANT CLINICAL OBSERVATIONS |
| | | | | 80 | 8:57 | P | NO SIGNIFICANT CLINICAL OBSERVATIONS |

GRADE CODE: 1 - SLIGHT 2 - MODERATE 3 - SEVERE P - PRESENT

STUDY DAYS: 0 THROUGH 89

| ANIMAL | SEX | GROUP | CATEGORY | STUDY DAY | TIME | GRADE | OBSERVATIONS |
|---|---|---|---|---|---|---|---|
| 10498 | F | 25 MG/KG/DAY | NORMAL | 80 | 10:40 | P | NO SIGNIFICANT CLINICAL OBSERVATIONS |
| | | | | 81 | 7:36 | P | NO SIGNIFICANT CLINICAL OBSERVATIONS |
| | | | | 81 | 9:27 | P | NO SIGNIFICANT CLINICAL OBSERVATIONS |
| | | | | 84 | 9:05 | P | NO SIGNIFICANT CLINICAL OBSERVATIONS |
| | | | | 85 | 7:43 | P | NO SIGNIFICANT CLINICAL OBSERVATIONS |
| | | | | 87 | 8:50 | P | NO SIGNIFICANT CLINICAL OBSERVATIONS |
| | | | | 87 | 10:42 | P | NO SIGNIFICANT CLINICAL OBSERVATIONS |
| | | | | 88 | 6:53 | P | NO SIGNIFICANT CLINICAL OBSERVATIONS |
| | | | | 88 | 9:16 | P | NO SIGNIFICANT CLINICAL OBSERVATIONS |
| 10498 | F | 25 MG/KG/DAY | SPECIAL | 70 | 8:20 | P | REDDENED LEFT EAR |
| | | | | 70 | 8:20 | P | REDDENED RIGHT EAR |
| | | | | 84 | 10:55 | P | REDDENED LEFT EAR |
| | | | | 84 | 10:55 | P | REDDENED RIGHT EAR |
| | | | | 85 | 9:44 | P | REDDENED LEFT EAR |
| | | | | 85 | 9:44 | P | REDDENED RIGHT EAR |
| | | | | 86 | 7:30 | P | REDDENED LEFT EAR |
| | | | | 86 | 7:30 | P | REDDENED RIGHT EAR |
| | | | | 86 | 9:29 | P | REDDENED LEFT EAR |
| | | | | 86 | 9:29 | P | REDDENED RIGHT EAR |
| 10500 | F | 25 MG/KG/DAY | NORMAL | 0 | 10:31 | P | NO SIGNIFICANT CLINICAL OBSERVATIONS |
| | | | | 0 | 12:52 | P | NO SIGNIFICANT CLINICAL OBSERVATIONS |
| | | | | 1 | 7:51 | P | NO SIGNIFICANT CLINICAL OBSERVATIONS |
| | | | | 1 | 9:38 | P | NO SIGNIFICANT CLINICAL OBSERVATIONS |
| | | | | 2 | 9:22 | P | NO SIGNIFICANT CLINICAL OBSERVATIONS |
| | | | | 2 | 11:19 | P | NO SIGNIFICANT CLINICAL OBSERVATIONS |
| | | | | 3 | 9:23 | P | NO SIGNIFICANT CLINICAL OBSERVATIONS |
| | | | | 3 | 11:22 | P | NO SIGNIFICANT CLINICAL OBSERVATIONS |
| | | | | 4 | 7:04 | P | NO SIGNIFICANT CLINICAL OBSERVATIONS |
| | | | | 4 | 8:57 | P | NO SIGNIFICANT CLINICAL OBSERVATIONS |

GRADE CODE: 1 - SLIGHT 2 - MODERATE 3 - SEVERE P - PRESENT

STUDY DAYS: 0 THROUGH 89

| ANIMAL | SEX | GROUP | CATEGORY | STUDY DAY | TIME | GRADE | OBSERVATIONS |
|---|---|---|---|---|---|---|---|
| 10500 | F | 25 MG/KG/DAY | NORMAL | 7 | 9:47 | P | NO SIGNIFICANT CLINICAL OBSERVATIONS |
| | | | | 7 | 11:47 | P | NO SIGNIFICANT CLINICAL OBSERVATIONS |
| | | | | 8 | 8:46 | P | NO SIGNIFICANT CLINICAL OBSERVATIONS |
| | | | | 8 | 10:41 | P | NO SIGNIFICANT CLINICAL OBSERVATIONS |
| | | | | 9 | 9:44 | P | NO SIGNIFICANT CLINICAL OBSERVATIONS |
| | | | | 9 | 11:27 | P | NO SIGNIFICANT CLINICAL OBSERVATIONS |
| | | | | 10 | 8:50 | P | NO SIGNIFICANT CLINICAL OBSERVATIONS |
| | | | | 10 | 10:21 | P | NO SIGNIFICANT CLINICAL OBSERVATIONS |
| | | | | 11 | 7:08 | P | NO SIGNIFICANT CLINICAL OBSERVATIONS |
| | | | | 11 | 9:23 | P | NO SIGNIFICANT CLINICAL OBSERVATIONS |
| | | | | 14 | 9:36 | P | NO SIGNIFICANT CLINICAL OBSERVATIONS |
| | | | | 14 | 12:13 | P | NO SIGNIFICANT CLINICAL OBSERVATIONS |
| | | | | 15 | 9:07 | P | NO SIGNIFICANT CLINICAL OBSERVATIONS |
| | | | | 15 | 10:44 | P | NO SIGNIFICANT CLINICAL OBSERVATIONS |
| | | | | 16 | 8:41 | P | NO SIGNIFICANT CLINICAL OBSERVATIONS |
| | | | | 16 | 10:13 | P | NO SIGNIFICANT CLINICAL OBSERVATIONS |
| | | | | 17 | 8:51 | P | NO SIGNIFICANT CLINICAL OBSERVATIONS |
| | | | | 17 | 10:30 | P | NO SIGNIFICANT CLINICAL OBSERVATIONS |
| | | | | 18 | 6:59 | P | NO SIGNIFICANT CLINICAL OBSERVATIONS |
| | | | | 18 | 9:02 | P | NO SIGNIFICANT CLINICAL OBSERVATIONS |
| | | | | 21 | 9:30 | P | NO SIGNIFICANT CLINICAL OBSERVATIONS |
| | | | | 21 | 11:37 | P | NO SIGNIFICANT CLINICAL OBSERVATIONS |
| | | | | 22 | 7:42 | P | NO SIGNIFICANT CLINICAL OBSERVATIONS |
| | | | | 22 | 9:41 | P | NO SIGNIFICANT CLINICAL OBSERVATIONS |
| | | | | 23 | 7:30 | P | NO SIGNIFICANT CLINICAL OBSERVATIONS |
| | | | | 23 | 9:20 | P | NO SIGNIFICANT CLINICAL OBSERVATIONS |
| | | | | 24 | 8:11 | P | NO SIGNIFICANT CLINICAL OBSERVATIONS |
| | | | | 24 | 9:32 | P | NO SIGNIFICANT CLINICAL OBSERVATIONS |
| | | | | 25 | 7:23 | P | NO SIGNIFICANT CLINICAL OBSERVATIONS |

GRADE CODE: 1 - SLIGHT 2 - MODERATE 3 - SEVERE P - PRESENT

STUDY DAYS: 0 THROUGH 89

| ANIMAL | SEX | GROUP | CATEGORY | STUDY DAY | TIME | GRADE | OBSERVATIONS |
|---|---|---|---|---|---|---|---|
| 10500 | F | 25 MG/KG/DAY | NORMAL | 25 | 9:24 | P | NO SIGNIFICANT CLINICAL OBSERVATIONS |
| | | | | 28 | 9:25 | P | NO SIGNIFICANT CLINICAL OBSERVATIONS |
| | | | | 28 | 11:47 | P | NO SIGNIFICANT CLINICAL OBSERVATIONS |
| | | | | 29 | 7:48 | P | NO SIGNIFICANT CLINICAL OBSERVATIONS |
| | | | | 29 | 9:48 | P | NO SIGNIFICANT CLINICAL OBSERVATIONS |
| | | | | 30 | 7:38 | P | NO SIGNIFICANT CLINICAL OBSERVATIONS |
| | | | | 30 | 9:27 | P | NO SIGNIFICANT CLINICAL OBSERVATIONS |
| | | | | 31 | 7:54 | P | NO SIGNIFICANT CLINICAL OBSERVATIONS |
| | | | | 31 | 9:11 | P | NO SIGNIFICANT CLINICAL OBSERVATIONS |
| | | | | 32 | 7:33 | P | NO SIGNIFICANT CLINICAL OBSERVATIONS |
| | | | | 32 | 9:58 | P | NO SIGNIFICANT CLINICAL OBSERVATIONS |
| | | | | 35 | 9:19 | P | NO SIGNIFICANT CLINICAL OBSERVATIONS |
| | | | | 35 | 11:08 | P | NO SIGNIFICANT CLINICAL OBSERVATIONS |
| | | | | 36 | 8:45 | P | NO SIGNIFICANT CLINICAL OBSERVATIONS |
| | | | | 36 | 10:19 | P | NO SIGNIFICANT CLINICAL OBSERVATIONS |
| | | | | 37 | 8:32 | P | NO SIGNIFICANT CLINICAL OBSERVATIONS |
| | | | | 37 | 10:10 | P | NO SIGNIFICANT CLINICAL OBSERVATIONS |
| | | | | 38 | 8:28 | P | NO SIGNIFICANT CLINICAL OBSERVATIONS |
| | | | | 38 | 10:11 | P | NO SIGNIFICANT CLINICAL OBSERVATIONS |
| | | | | 39 | 7:17 | P | NO SIGNIFICANT CLINICAL OBSERVATIONS |
| | | | | 39 | 9:19 | P | NO SIGNIFICANT CLINICAL OBSERVATIONS |
| | | | | 42 | 11:12 | P | NO SIGNIFICANT CLINICAL OBSERVATIONS |
| | | | | 43 | 8:32 | P | NO SIGNIFICANT CLINICAL OBSERVATIONS |
| | | | | 43 | 10:20 | P | NO SIGNIFICANT CLINICAL OBSERVATIONS |
| | | | | 44 | 8:04 | P | NO SIGNIFICANT CLINICAL OBSERVATIONS |
| | | | | 44 | 9:49 | P | NO SIGNIFICANT CLINICAL OBSERVATIONS |
| | | | | 45 | 8:29 | P | NO SIGNIFICANT CLINICAL OBSERVATIONS |
| | | | | 45 | 9:59 | P | NO SIGNIFICANT CLINICAL OBSERVATIONS |
| | | | | 46 | 6:59 | P | NO SIGNIFICANT CLINICAL OBSERVATIONS |

GRADE CODE: 1 - SLIGHT 2 - MODERATE 3 - SEVERE P - PRESENT

STUDY DAYS: 0 THROUGH 89

| ANIMAL | SEX | GROUP | CATEGORY | STUDY DAY | TIME | GRADE | OBSERVATIONS |
|---|---|---|---|---|---|---|---|
| 10500 | F | 25 MG/KG/DAY | NORMAL | 46 | 8:56 | P | NO SIGNIFICANT CLINICAL OBSERVATIONS |
| | | | | 49 | 9:38 | P | NO SIGNIFICANT CLINICAL OBSERVATIONS |
| | | | | 49 | 12:08 | P | NO SIGNIFICANT CLINICAL OBSERVATIONS |
| | | | | 50 | 8:38 | P | NO SIGNIFICANT CLINICAL OBSERVATIONS |
| | | | | 50 | 10:51 | P | NO SIGNIFICANT CLINICAL OBSERVATIONS |
| | | | | 51 | 8:01 | P | NO SIGNIFICANT CLINICAL OBSERVATIONS |
| | | | | 51 | 9:56 | P | NO SIGNIFICANT CLINICAL OBSERVATIONS |
| | | | | 52 | 9:18 | P | NO SIGNIFICANT CLINICAL OBSERVATIONS |
| | | | | 52 | 11:37 | P | NO SIGNIFICANT CLINICAL OBSERVATIONS |
| | | | | 53 | 7:04 | P | NO SIGNIFICANT CLINICAL OBSERVATIONS |
| | | | | 53 | 9:12 | P | NO SIGNIFICANT CLINICAL OBSERVATIONS |
| | | | | 56 | 9:07 | P | NO SIGNIFICANT CLINICAL OBSERVATIONS |
| | | | | 56 | 11:10 | P | NO SIGNIFICANT CLINICAL OBSERVATIONS |
| | | | | 57 | 9:10 | P | NO SIGNIFICANT CLINICAL OBSERVATIONS |
| | | | | 57 | 10:35 | P | NO SIGNIFICANT CLINICAL OBSERVATIONS |
| | | | | 58 | 7:44 | P | NO SIGNIFICANT CLINICAL OBSERVATIONS |
| | | | | 58 | 9:28 | P | NO SIGNIFICANT CLINICAL OBSERVATIONS |
| | | | | 59 | 7:26 | P | NO SIGNIFICANT CLINICAL OBSERVATIONS |
| | | | | 59 | 9:06 | P | NO SIGNIFICANT CLINICAL OBSERVATIONS |
| | | | | 60 | 7:44 | P | NO SIGNIFICANT CLINICAL OBSERVATIONS |
| | | | | 60 | 9:48 | P | NO SIGNIFICANT CLINICAL OBSERVATIONS |
| | | | | 63 | 12:04 | P | NO SIGNIFICANT CLINICAL OBSERVATIONS |
| | | | | 63 | 14:19 | P | NO SIGNIFICANT CLINICAL OBSERVATIONS |
| | | | | 64 | 8:44 | P | NO SIGNIFICANT CLINICAL OBSERVATIONS |
| | | | | 64 | 10:16 | P | NO SIGNIFICANT CLINICAL OBSERVATIONS |
| | | | | 65 | 8:51 | P | NO SIGNIFICANT CLINICAL OBSERVATIONS |
| | | | | 65 | 10:57 | P | NO SIGNIFICANT CLINICAL OBSERVATIONS |
| | | | | 66 | 8:24 | P | NO SIGNIFICANT CLINICAL OBSERVATIONS |
| | | | | 66 | 9:52 | P | NO SIGNIFICANT CLINICAL OBSERVATIONS |

GRADE CODE: 1 - SLIGHT 2 - MODERATE 3 - SEVERE P - PRESENT

STUDY DAYS: 0 THROUGH 89

| ANIMAL | SEX | GROUP | CATEGORY | STUDY DAY | TIME | GRADE | OBSERVATIONS |
|---|---|---|---|---|---|---|---|
| 10500 | F | 25 MG/KG/DAY | NORMAL | 67 | 7:35 | P | NO SIGNIFICANT CLINICAL OBSERVATIONS |
| | | | | 67 | 9:18 | P | NO SIGNIFICANT CLINICAL OBSERVATIONS |
| | | | | 70 | 10:51 | P | NO SIGNIFICANT CLINICAL OBSERVATIONS |
| | | | | 71 | 8:18 | P | NO SIGNIFICANT CLINICAL OBSERVATIONS |
| | | | | 72 | 7:33 | P | NO SIGNIFICANT CLINICAL OBSERVATIONS |
| | | | | 72 | 9:06 | P | NO SIGNIFICANT CLINICAL OBSERVATIONS |
| | | | | 73 | 7:33 | P | NO SIGNIFICANT CLINICAL OBSERVATIONS |
| | | | | 73 | 9:16 | P | NO SIGNIFICANT CLINICAL OBSERVATIONS |
| | | | | 74 | 7:19 | P | NO SIGNIFICANT CLINICAL OBSERVATIONS |
| | | | | 74 | 9:28 | P | NO SIGNIFICANT CLINICAL OBSERVATIONS |
| | | | | 77 | 8:34 | P | NO SIGNIFICANT CLINICAL OBSERVATIONS |
| | | | | 78 | 9:42 | P | NO SIGNIFICANT CLINICAL OBSERVATIONS |
| | | | | 78 | 11:34 | P | NO SIGNIFICANT CLINICAL OBSERVATIONS |
| | | | | 79 | 7:25 | P | NO SIGNIFICANT CLINICAL OBSERVATIONS |
| | | | | 79 | 9:01 | P | NO SIGNIFICANT CLINICAL OBSERVATIONS |
| | | | | 80 | 8:57 | P | NO SIGNIFICANT CLINICAL OBSERVATIONS |
| | | | | 81 | 7:36 | P | NO SIGNIFICANT CLINICAL OBSERVATIONS |
| | | | | 81 | 9:27 | P | NO SIGNIFICANT CLINICAL OBSERVATIONS |
| | | | | 84 | 9:05 | P | NO SIGNIFICANT CLINICAL OBSERVATIONS |
| | | | | 84 | 10:55 | P | NO SIGNIFICANT CLINICAL OBSERVATIONS |
| | | | | 85 | 7:43 | P | NO SIGNIFICANT CLINICAL OBSERVATIONS |
| | | | | 85 | 9:45 | P | NO SIGNIFICANT CLINICAL OBSERVATIONS |
| | | | | 86 | 7:30 | P | NO SIGNIFICANT CLINICAL OBSERVATIONS |
| | | | | 86 | 9:29 | P | NO SIGNIFICANT CLINICAL OBSERVATIONS |
| | | | | 87 | 8:50 | P | NO SIGNIFICANT CLINICAL OBSERVATIONS |
| | | | | 87 | 10:42 | P | NO SIGNIFICANT CLINICAL OBSERVATIONS |
| | | | | 88 | 6:54 | P | NO SIGNIFICANT CLINICAL OBSERVATIONS |
| | | | | 88 | 9:16 | P | NO SIGNIFICANT CLINICAL OBSERVATIONS |
| 10500 | F | 25 MG/KG/DAY | SPECIAL | 70 | 8:20 | P | REDDENED LEFT EAR |

GRADE CODE: 1 - SLIGHT 2 - MODERATE 3 - SEVERE P - PRESENT

STUDY DAYS: 0 THROUGH 89

| ANIMAL | SEX | GROUP | CATEGORY | STUDY DAY | TIME | GRADE | OBSERVATIONS |
|---|---|---|---|---|---|---|---|
| 10500 | F | 25 MG/KG/DAY | SPECIAL | 70 | 8:20 | P | REDDENED RIGHT EAR |
| | | | | 71 | 9:49 | P | REDDENED RIGHT EAR |
| | | | | 77 | 11:39 | P | REDDENED LEFT EAR |
| | | | | 77 | 11:39 | P | SWOLLEN LEFT EAR |
| | | | | 80 | 10:40 | P | REDDENED LEFT EAR |
| | | | | 80 | 10:40 | P | REDDENED RIGHT EAR |
| 10504 | F | 25 MG/KG/DAY | NORMAL | 0 | 10:31 | P | NO SIGNIFICANT CLINICAL OBSERVATIONS |
| | | | | 0 | 12:53 | P | NO SIGNIFICANT CLINICAL OBSERVATIONS |
| | | | | 1 | 7:51 | P | NO SIGNIFICANT CLINICAL OBSERVATIONS |
| | | | | 1 | 9:38 | P | NO SIGNIFICANT CLINICAL OBSERVATIONS |
| | | | | 2 | 9:22 | P | NO SIGNIFICANT CLINICAL OBSERVATIONS |
| | | | | 2 | 11:19 | P | NO SIGNIFICANT CLINICAL OBSERVATIONS |
| | | | | 3 | 9:23 | P | NO SIGNIFICANT CLINICAL OBSERVATIONS |
| | | | | 3 | 11:22 | P | NO SIGNIFICANT CLINICAL OBSERVATIONS |
| | | | | 4 | 7:04 | P | NO SIGNIFICANT CLINICAL OBSERVATIONS |
| | | | | 4 | 8:57 | P | NO SIGNIFICANT CLINICAL OBSERVATIONS |
| | | | | 7 | 9:48 | P | NO SIGNIFICANT CLINICAL OBSERVATIONS |
| | | | | 7 | 11:47 | P | NO SIGNIFICANT CLINICAL OBSERVATIONS |
| | | | | 8 | 8:46 | P | NO SIGNIFICANT CLINICAL OBSERVATIONS |
| | | | | 8 | 10:42 | P | NO SIGNIFICANT CLINICAL OBSERVATIONS |
| | | | | 9 | 9:44 | P | NO SIGNIFICANT CLINICAL OBSERVATIONS |
| | | | | 9 | 11:27 | P | NO SIGNIFICANT CLINICAL OBSERVATIONS |
| | | | | 10 | 8:50 | P | NO SIGNIFICANT CLINICAL OBSERVATIONS |
| | | | | 10 | 10:21 | P | NO SIGNIFICANT CLINICAL OBSERVATIONS |
| | | | | 14 | 9:36 | P | NO SIGNIFICANT CLINICAL OBSERVATIONS |
| | | | | 14 | 12:13 | P | NO SIGNIFICANT CLINICAL OBSERVATIONS |
| | | | | 15 | 9:07 | P | NO SIGNIFICANT CLINICAL OBSERVATIONS |
| | | | | 15 | 10:44 | P | NO SIGNIFICANT CLINICAL OBSERVATIONS |
| | | | | 16 | 8:42 | P | NO SIGNIFICANT CLINICAL OBSERVATIONS |

GRADE CODE: 1 - SLIGHT 2 - MODERATE 3 - SEVERE P - PRESENT

STUDY DAYS: 0 THROUGH 89

| ANIMAL | SEX | GROUP | CATEGORY | STUDY DAY | TIME | GRADE | OBSERVATIONS |
|---|---|---|---|---|---|---|---|
| 10504 | F | 25 MG/KG/DAY | NORMAL | 16 | 10:15 | P | NO SIGNIFICANT CLINICAL OBSERVATIONS |
| | | | | 17 | 8:52 | P | NO SIGNIFICANT CLINICAL OBSERVATIONS |
| | | | | 17 | 10:30 | P | NO SIGNIFICANT CLINICAL OBSERVATIONS |
| | | | | 18 | 6:59 | P | NO SIGNIFICANT CLINICAL OBSERVATIONS |
| | | | | 18 | 9:02 | P | NO SIGNIFICANT CLINICAL OBSERVATIONS |
| | | | | 21 | 9:30 | P | NO SIGNIFICANT CLINICAL OBSERVATIONS |
| | | | | 21 | 11:37 | P | NO SIGNIFICANT CLINICAL OBSERVATIONS |
| | | | | 22 | 7:42 | P | NO SIGNIFICANT CLINICAL OBSERVATIONS |
| | | | | 22 | 9:41 | P | NO SIGNIFICANT CLINICAL OBSERVATIONS |
| | | | | 23 | 7:30 | P | NO SIGNIFICANT CLINICAL OBSERVATIONS |
| | | | | 23 | 9:20 | P | NO SIGNIFICANT CLINICAL OBSERVATIONS |
| | | | | 24 | 8:12 | P | NO SIGNIFICANT CLINICAL OBSERVATIONS |
| | | | | 24 | 9:32 | P | NO SIGNIFICANT CLINICAL OBSERVATIONS |
| | | | | 25 | 7:23 | P | NO SIGNIFICANT CLINICAL OBSERVATIONS |
| | | | | 25 | 9:24 | P | NO SIGNIFICANT CLINICAL OBSERVATIONS |
| | | | | 28 | 9:25 | P | NO SIGNIFICANT CLINICAL OBSERVATIONS |
| | | | | 28 | 11:47 | P | NO SIGNIFICANT CLINICAL OBSERVATIONS |
| | | | | 29 | 7:48 | P | NO SIGNIFICANT CLINICAL OBSERVATIONS |
| | | | | 29 | 9:48 | P | NO SIGNIFICANT CLINICAL OBSERVATIONS |
| | | | | 30 | 7:39 | P | NO SIGNIFICANT CLINICAL OBSERVATIONS |
| | | | | 30 | 9:27 | P | NO SIGNIFICANT CLINICAL OBSERVATIONS |
| | | | | 31 | 7:54 | P | NO SIGNIFICANT CLINICAL OBSERVATIONS |
| | | | | 31 | 9:11 | P | NO SIGNIFICANT CLINICAL OBSERVATIONS |
| | | | | 32 | 7:33 | P | NO SIGNIFICANT CLINICAL OBSERVATIONS |
| | | | | 32 | 9:58 | P | NO SIGNIFICANT CLINICAL OBSERVATIONS |
| | | | | 35 | 9:19 | P | NO SIGNIFICANT CLINICAL OBSERVATIONS |
| | | | | 35 | 11:08 | P | NO SIGNIFICANT CLINICAL OBSERVATIONS |
| | | | | 36 | 8:45 | P | NO SIGNIFICANT CLINICAL OBSERVATIONS |
| | | | | 36 | 10:20 | P | NO SIGNIFICANT CLINICAL OBSERVATIONS |

GRADE CODE: 1 - SLIGHT 2 - MODERATE 3 - SEVERE P - PRESENT

STUDY DAYS: 0 THROUGH 89

| ANIMAL | SEX | GROUP | CATEGORY | STUDY DAY | TIME | GRADE | OBSERVATIONS |
|---|---|---|---|---|---|---|---|
| 10504 | F | 25 MG/KG/DAY | NORMAL | 37 | 8:32 | P | NO SIGNIFICANT CLINICAL OBSERVATIONS |
| | | | | 37 | 10:10 | P | NO SIGNIFICANT CLINICAL OBSERVATIONS |
| | | | | 38 | 8:28 | P | NO SIGNIFICANT CLINICAL OBSERVATIONS |
| | | | | 38 | 10:12 | P | NO SIGNIFICANT CLINICAL OBSERVATIONS |
| | | | | 39 | 7:17 | P | NO SIGNIFICANT CLINICAL OBSERVATIONS |
| | | | | 39 | 9:19 | P | NO SIGNIFICANT CLINICAL OBSERVATIONS |
| | | | | 42 | 11:12 | P | NO SIGNIFICANT CLINICAL OBSERVATIONS |
| | | | | 43 | 8:32 | P | NO SIGNIFICANT CLINICAL OBSERVATIONS |
| | | | | 43 | 10:20 | P | NO SIGNIFICANT CLINICAL OBSERVATIONS |
| | | | | 44 | 8:04 | P | NO SIGNIFICANT CLINICAL OBSERVATIONS |
| | | | | 44 | 9:49 | P | NO SIGNIFICANT CLINICAL OBSERVATIONS |
| | | | | 45 | 8:30 | P | NO SIGNIFICANT CLINICAL OBSERVATIONS |
| | | | | 45 | 9:59 | P | NO SIGNIFICANT CLINICAL OBSERVATIONS |
| | | | | 46 | 6:59 | P | NO SIGNIFICANT CLINICAL OBSERVATIONS |
| | | | | 46 | 8:56 | P | NO SIGNIFICANT CLINICAL OBSERVATIONS |
| | | | | 49 | 9:38 | P | NO SIGNIFICANT CLINICAL OBSERVATIONS |
| | | | | 49 | 12:08 | P | NO SIGNIFICANT CLINICAL OBSERVATIONS |
| | | | | 50 | 8:38 | P | NO SIGNIFICANT CLINICAL OBSERVATIONS |
| | | | | 50 | 10:51 | P | NO SIGNIFICANT CLINICAL OBSERVATIONS |
| | | | | 51 | 8:01 | P | NO SIGNIFICANT CLINICAL OBSERVATIONS |
| | | | | 51 | 9:56 | P | NO SIGNIFICANT CLINICAL OBSERVATIONS |
| | | | | 52 | 9:19 | P | NO SIGNIFICANT CLINICAL OBSERVATIONS |
| | | | | 52 | 11:37 | P | NO SIGNIFICANT CLINICAL OBSERVATIONS |
| | | | | 53 | 7:04 | P | NO SIGNIFICANT CLINICAL OBSERVATIONS |
| | | | | 53 | 9:12 | P | NO SIGNIFICANT CLINICAL OBSERVATIONS |
| | | | | 56 | 9:07 | P | NO SIGNIFICANT CLINICAL OBSERVATIONS |
| | | | | 56 | 11:10 | P | NO SIGNIFICANT CLINICAL OBSERVATIONS |
| | | | | 57 | 9:10 | P | NO SIGNIFICANT CLINICAL OBSERVATIONS |
| | | | | 57 | 10:36 | P | NO SIGNIFICANT CLINICAL OBSERVATIONS |

GRADE CODE: 1 - SLIGHT 2 - MODERATE 3 - SEVERE P - PRESENT

TABLE A3 (DOSING DAY OBSERVATIONS)
A 90-DAY DERMAL STUDY UTILIZING CLARIFIED OILS IN RATS
INDIVIDUAL CLINICAL OBSERVATIONS



STUDY DAYS: 0 THROUGH 89

| ANIMAL | SEX | GROUP | CATEGORY | STUDY DAY | TIME | GRADE | OBSERVATIONS |
|---|---|---|---|---|---|---|---|
| 10504 | F | 25 MG/KG/DAY | NORMAL | 58 | 7:44 | P | NO SIGNIFICANT CLINICAL OBSERVATIONS |
| | | | | 58 | 9:28 | P | NO SIGNIFICANT CLINICAL OBSERVATIONS |
| | | | | 59 | 7:26 | P | NO SIGNIFICANT CLINICAL OBSERVATIONS |
| | | | | 59 | 9:06 | P | NO SIGNIFICANT CLINICAL OBSERVATIONS |
| | | | | 60 | 7:44 | P | NO SIGNIFICANT CLINICAL OBSERVATIONS |
| | | | | 60 | 9:48 | P | NO SIGNIFICANT CLINICAL OBSERVATIONS |
| | | | | 63 | 12:04 | P | NO SIGNIFICANT CLINICAL OBSERVATIONS |
| | | | | 63 | 14:19 | P | NO SIGNIFICANT CLINICAL OBSERVATIONS |
| | | | | 64 | 8:44 | P | NO SIGNIFICANT CLINICAL OBSERVATIONS |
| | | | | 64 | 10:16 | P | NO SIGNIFICANT CLINICAL OBSERVATIONS |
| | | | | 65 | 8:51 | P | NO SIGNIFICANT CLINICAL OBSERVATIONS |
| | | | | 65 | 10:57 | P | NO SIGNIFICANT CLINICAL OBSERVATIONS |
| | | | | 66 | 8:25 | P | NO SIGNIFICANT CLINICAL OBSERVATIONS |
| | | | | 66 | 9:52 | P | NO SIGNIFICANT CLINICAL OBSERVATIONS |
| | | | | 67 | 7:35 | P | NO SIGNIFICANT CLINICAL OBSERVATIONS |
| | | | | 67 | 9:18 | P | NO SIGNIFICANT CLINICAL OBSERVATIONS |
| | | | | 70 | 8:21 | P | NO SIGNIFICANT CLINICAL OBSERVATIONS |
| | | | | 70 | 10:51 | P | NO SIGNIFICANT CLINICAL OBSERVATIONS |
| | | | | 71 | 8:18 | P | NO SIGNIFICANT CLINICAL OBSERVATIONS |
| | | | | 71 | 9:50 | P | NO SIGNIFICANT CLINICAL OBSERVATIONS |
| | | | | 72 | 7:33 | P | NO SIGNIFICANT CLINICAL OBSERVATIONS |
| | | | | 72 | 9:06 | P | NO SIGNIFICANT CLINICAL OBSERVATIONS |
| | | | | 73 | 7:33 | P | NO SIGNIFICANT CLINICAL OBSERVATIONS |
| | | | | 73 | 9:16 | P | NO SIGNIFICANT CLINICAL OBSERVATIONS |
| | | | | 74 | 7:19 | P | NO SIGNIFICANT CLINICAL OBSERVATIONS |
| | | | | 74 | 9:28 | P | NO SIGNIFICANT CLINICAL OBSERVATIONS |
| | | | | 77 | 8:34 | P | NO SIGNIFICANT CLINICAL OBSERVATIONS |
| | | | | 77 | 11:39 | P | NO SIGNIFICANT CLINICAL OBSERVATIONS |
| | | | | 78 | 9:42 | P | NO SIGNIFICANT CLINICAL OBSERVATIONS |

GRADE CODE: 1 - SLIGHT 2 - MODERATE 3 - SEVERE P - PRESENT

STUDY DAYS: 0 THROUGH 89

| ANIMAL | SEX | GROUP | CATEGORY | STUDY DAY | TIME | GRADE | OBSERVATIONS |
|---|---|---|---|---|---|---|---|
| 10504 | F | 25 MG/KG/DAY | NORMAL | 78 | 11:35 | P | NO SIGNIFICANT CLINICAL OBSERVATIONS |
| | | | | 79 | 7:25 | P | NO SIGNIFICANT CLINICAL OBSERVATIONS |
| | | | | 79 | 9:01 | P | NO SIGNIFICANT CLINICAL OBSERVATIONS |
| | | | | 80 | 8:57 | P | NO SIGNIFICANT CLINICAL OBSERVATIONS |
| | | | | 80 | 10:40 | P | NO SIGNIFICANT CLINICAL OBSERVATIONS |
| | | | | 81 | 7:36 | P | NO SIGNIFICANT CLINICAL OBSERVATIONS |
| | | | | 81 | 9:27 | P | NO SIGNIFICANT CLINICAL OBSERVATIONS |
| | | | | 85 | 7:43 | P | NO SIGNIFICANT CLINICAL OBSERVATIONS |
| | | | | 85 | 9:45 | P | NO SIGNIFICANT CLINICAL OBSERVATIONS |
| | | | | 86 | 7:30 | P | NO SIGNIFICANT CLINICAL OBSERVATIONS |
| | | | | 86 | 9:29 | P | NO SIGNIFICANT CLINICAL OBSERVATIONS |
| | | | | 87 | 8:50 | P | NO SIGNIFICANT CLINICAL OBSERVATIONS |
| | | | | 87 | 10:42 | P | NO SIGNIFICANT CLINICAL OBSERVATIONS |
| | | | | 88 | 6:54 | P | NO SIGNIFICANT CLINICAL OBSERVATIONS |
| | | | | 88 | 9:16 | P | NO SIGNIFICANT CLINICAL OBSERVATIONS |
| | | | | 89 | 6:24 | P | NO SIGNIFICANT CLINICAL OBSERVATIONS |
| | | | | 89 | 7:48 | P | NO SIGNIFICANT CLINICAL OBSERVATIONS |
| 10506 | F | 25 MG/KG/DAY | NORMAL | 0 | 10:32 | P | NO SIGNIFICANT CLINICAL OBSERVATIONS |
| | | | | 0 | 12:53 | P | NO SIGNIFICANT CLINICAL OBSERVATIONS |
| | | | | 1 | 7:51 | P | NO SIGNIFICANT CLINICAL OBSERVATIONS |
| | | | | 1 | 9:38 | P | NO SIGNIFICANT CLINICAL OBSERVATIONS |
| | | | | 2 | 9:23 | P | NO SIGNIFICANT CLINICAL OBSERVATIONS |
| | | | | 2 | 11:19 | P | NO SIGNIFICANT CLINICAL OBSERVATIONS |
| | | | | 3 | 9:24 | P | NO SIGNIFICANT CLINICAL OBSERVATIONS |
| | | | | 3 | 11:22 | P | NO SIGNIFICANT CLINICAL OBSERVATIONS |
| | | | | 4 | 7:04 | P | NO SIGNIFICANT CLINICAL OBSERVATIONS |
| | | | | 4 | 8:57 | P | NO SIGNIFICANT CLINICAL OBSERVATIONS |
| | | | | 7 | 9:48 | P | NO SIGNIFICANT CLINICAL OBSERVATIONS |
| | | | | 7 | 11:47 | P | NO SIGNIFICANT CLINICAL OBSERVATIONS |

GRADE CODE: 1 - SLIGHT 2 - MODERATE 3 - SEVERE P - PRESENT

STUDY DAYS: 0 THROUGH 89

| ANIMAL | SEX | GROUP | CATEGORY | STUDY DAY | TIME | GRADE | OBSERVATIONS |
|---|---|---|---|---|---|---|---|
| 10506 | F | 25 MG/KG/DAY | NORMAL | 8 | 8:46 | P | NO SIGNIFICANT CLINICAL OBSERVATIONS |
| | | | | 8 | 10:42 | P | NO SIGNIFICANT CLINICAL OBSERVATIONS |
| | | | | 9 | 9:44 | P | NO SIGNIFICANT CLINICAL OBSERVATIONS |
| | | | | 9 | 11:27 | P | NO SIGNIFICANT CLINICAL OBSERVATIONS |
| | | | | 10 | 8:50 | P | NO SIGNIFICANT CLINICAL OBSERVATIONS |
| | | | | 10 | 10:21 | P | NO SIGNIFICANT CLINICAL OBSERVATIONS |
| | | | | 11 | 7:08 | P | NO SIGNIFICANT CLINICAL OBSERVATIONS |
| | | | | 11 | 9:24 | P | NO SIGNIFICANT CLINICAL OBSERVATIONS |
| | | | | 14 | 9:36 | P | NO SIGNIFICANT CLINICAL OBSERVATIONS |
| | | | | 14 | 12:13 | P | NO SIGNIFICANT CLINICAL OBSERVATIONS |
| | | | | 15 | 9:07 | P | NO SIGNIFICANT CLINICAL OBSERVATIONS |
| | | | | 15 | 10:44 | P | NO SIGNIFICANT CLINICAL OBSERVATIONS |
| | | | | 16 | 8:42 | P | NO SIGNIFICANT CLINICAL OBSERVATIONS |
| | | | | 16 | 10:15 | P | NO SIGNIFICANT CLINICAL OBSERVATIONS |
| | | | | 17 | 8:52 | P | NO SIGNIFICANT CLINICAL OBSERVATIONS |
| | | | | 17 | 10:30 | P | NO SIGNIFICANT CLINICAL OBSERVATIONS |
| | | | | 18 | 6:59 | P | NO SIGNIFICANT CLINICAL OBSERVATIONS |
| | | | | 18 | 9:02 | P | NO SIGNIFICANT CLINICAL OBSERVATIONS |
| | | | | 21 | 9:31 | P | NO SIGNIFICANT CLINICAL OBSERVATIONS |
| | | | | 21 | 11:37 | P | NO SIGNIFICANT CLINICAL OBSERVATIONS |
| | | | | 22 | 7:42 | P | NO SIGNIFICANT CLINICAL OBSERVATIONS |
| | | | | 22 | 9:41 | P | NO SIGNIFICANT CLINICAL OBSERVATIONS |
| | | | | 23 | 7:30 | P | NO SIGNIFICANT CLINICAL OBSERVATIONS |
| | | | | 23 | 9:21 | P | NO SIGNIFICANT CLINICAL OBSERVATIONS |
| | | | | 24 | 8:12 | P | NO SIGNIFICANT CLINICAL OBSERVATIONS |
| | | | | 24 | 9:33 | P | NO SIGNIFICANT CLINICAL OBSERVATIONS |
| | | | | 25 | 7:23 | P | NO SIGNIFICANT CLINICAL OBSERVATIONS |
| | | | | 25 | 9:24 | P | NO SIGNIFICANT CLINICAL OBSERVATIONS |
| | | | | 28 | 9:25 | P | NO SIGNIFICANT CLINICAL OBSERVATIONS |

GRADE CODE: 1 - SLIGHT 2 - MODERATE 3 - SEVERE P - PRESENT

STUDY DAYS: 0 THROUGH 89

| ANIMAL | SEX | GROUP | CATEGORY | STUDY DAY | TIME | GRADE | OBSERVATIONS |
|---|---|---|---|---|---|---|---|
| 10506 | F | 25 MG/KG/DAY | NORMAL | 28 | 11:47 | P | NO SIGNIFICANT CLINICAL OBSERVATIONS |
| | | | | 29 | 7:48 | P | NO SIGNIFICANT CLINICAL OBSERVATIONS |
| | | | | 29 | 9:48 | P | NO SIGNIFICANT CLINICAL OBSERVATIONS |
| | | | | 30 | 7:39 | P | NO SIGNIFICANT CLINICAL OBSERVATIONS |
| | | | | 30 | 9:27 | P | NO SIGNIFICANT CLINICAL OBSERVATIONS |
| | | | | 31 | 7:54 | P | NO SIGNIFICANT CLINICAL OBSERVATIONS |
| | | | | 31 | 9:11 | P | NO SIGNIFICANT CLINICAL OBSERVATIONS |
| | | | | 32 | 7:33 | P | NO SIGNIFICANT CLINICAL OBSERVATIONS |
| | | | | 32 | 9:58 | P | NO SIGNIFICANT CLINICAL OBSERVATIONS |
| | | | | 35 | 9:19 | P | NO SIGNIFICANT CLINICAL OBSERVATIONS |
| | | | | 35 | 11:08 | P | NO SIGNIFICANT CLINICAL OBSERVATIONS |
| | | | | 36 | 8:46 | P | NO SIGNIFICANT CLINICAL OBSERVATIONS |
| | | | | 36 | 10:20 | P | NO SIGNIFICANT CLINICAL OBSERVATIONS |
| | | | | 37 | 8:32 | P | NO SIGNIFICANT CLINICAL OBSERVATIONS |
| | | | | 37 | 10:10 | P | NO SIGNIFICANT CLINICAL OBSERVATIONS |
| | | | | 38 | 8:28 | P | NO SIGNIFICANT CLINICAL OBSERVATIONS |
| | | | | 38 | 10:12 | P | NO SIGNIFICANT CLINICAL OBSERVATIONS |
| | | | | 39 | 7:17 | P | NO SIGNIFICANT CLINICAL OBSERVATIONS |
| | | | | 39 | 9:19 | P | NO SIGNIFICANT CLINICAL OBSERVATIONS |
| | | | | 42 | 10:58 | P | NO SIGNIFICANT CLINICAL OBSERVATIONS |
| | | | | 43 | 8:32 | P | NO SIGNIFICANT CLINICAL OBSERVATIONS |
| | | | | 43 | 10:20 | P | NO SIGNIFICANT CLINICAL OBSERVATIONS |
| | | | | 44 | 8:04 | P | NO SIGNIFICANT CLINICAL OBSERVATIONS |
| | | | | 44 | 9:49 | P | NO SIGNIFICANT CLINICAL OBSERVATIONS |
| | | | | 45 | 8:30 | P | NO SIGNIFICANT CLINICAL OBSERVATIONS |
| | | | | 45 | 9:59 | P | NO SIGNIFICANT CLINICAL OBSERVATIONS |
| | | | | 46 | 6:59 | P | NO SIGNIFICANT CLINICAL OBSERVATIONS |
| | | | | 46 | 8:56 | P | NO SIGNIFICANT CLINICAL OBSERVATIONS |
| | | | | 49 | 9:38 | P | NO SIGNIFICANT CLINICAL OBSERVATIONS |

GRADE CODE: 1 - SLIGHT 2 - MODERATE 3 - SEVERE P - PRESENT

STUDY DAYS: 0 THROUGH 89

| ANIMAL | SEX | GROUP | CATEGORY | STUDY DAY | TIME | GRADE | OBSERVATIONS |
|---|---|---|---|---|---|---|---|
| 10506 | F | 25 MG/KG/DAY | NORMAL | 49 | 12:08 | P | NO SIGNIFICANT CLINICAL OBSERVATIONS |
| | | | | 50 | 8:38 | P | NO SIGNIFICANT CLINICAL OBSERVATIONS |
| | | | | 50 | 10:51 | P | NO SIGNIFICANT CLINICAL OBSERVATIONS |
| | | | | 51 | 8:01 | P | NO SIGNIFICANT CLINICAL OBSERVATIONS |
| | | | | 51 | 9:56 | P | NO SIGNIFICANT CLINICAL OBSERVATIONS |
| | | | | 52 | 9:19 | P | NO SIGNIFICANT CLINICAL OBSERVATIONS |
| | | | | 52 | 11:37 | P | NO SIGNIFICANT CLINICAL OBSERVATIONS |
| | | | | 53 | 7:04 | P | NO SIGNIFICANT CLINICAL OBSERVATIONS |
| | | | | 53 | 9:12 | P | NO SIGNIFICANT CLINICAL OBSERVATIONS |
| | | | | 56 | 9:07 | P | NO SIGNIFICANT CLINICAL OBSERVATIONS |
| | | | | 56 | 11:10 | P | NO SIGNIFICANT CLINICAL OBSERVATIONS |
| | | | | 57 | 9:10 | P | NO SIGNIFICANT CLINICAL OBSERVATIONS |
| | | | | 57 | 10:36 | P | NO SIGNIFICANT CLINICAL OBSERVATIONS |
| | | | | 58 | 7:44 | P | NO SIGNIFICANT CLINICAL OBSERVATIONS |
| | | | | 58 | 9:28 | P | NO SIGNIFICANT CLINICAL OBSERVATIONS |
| | | | | 59 | 7:27 | P | NO SIGNIFICANT CLINICAL OBSERVATIONS |
| | | | | 59 | 9:06 | P | NO SIGNIFICANT CLINICAL OBSERVATIONS |
| | | | | 60 | 7:45 | P | NO SIGNIFICANT CLINICAL OBSERVATIONS |
| | | | | 60 | 9:48 | P | NO SIGNIFICANT CLINICAL OBSERVATIONS |
| | | | | 63 | 12:04 | P | NO SIGNIFICANT CLINICAL OBSERVATIONS |
| | | | | 63 | 14:20 | P | NO SIGNIFICANT CLINICAL OBSERVATIONS |
| | | | | 64 | 8:44 | P | NO SIGNIFICANT CLINICAL OBSERVATIONS |
| | | | | 64 | 10:16 | P | NO SIGNIFICANT CLINICAL OBSERVATIONS |
| | | | | 65 | 8:51 | P | NO SIGNIFICANT CLINICAL OBSERVATIONS |
| | | | | 65 | 10:57 | P | NO SIGNIFICANT CLINICAL OBSERVATIONS |
| | | | | 66 | 8:25 | P | NO SIGNIFICANT CLINICAL OBSERVATIONS |
| | | | | 66 | 9:52 | P | NO SIGNIFICANT CLINICAL OBSERVATIONS |
| | | | | 67 | 7:35 | P | NO SIGNIFICANT CLINICAL OBSERVATIONS |
| | | | | 67 | 9:18 | P | NO SIGNIFICANT CLINICAL OBSERVATIONS |

GRADE CODE: 1 - SLIGHT 2 - MODERATE 3 - SEVERE P - PRESENT

STUDY DAYS: 0 THROUGH 89

| ANIMAL | SEX | GROUP | CATEGORY | STUDY DAY | TIME | GRADE | OBSERVATIONS |
|---|---|---|---|---|---|---|---|
| 10506 | F | 25 MG/KG/DAY | NORMAL | 70 | 8:21 | P | NO SIGNIFICANT CLINICAL OBSERVATIONS |
| | | | | 70 | 10:51 | P | NO SIGNIFICANT CLINICAL OBSERVATIONS |
| | | | | 71 | 8:19 | P | NO SIGNIFICANT CLINICAL OBSERVATIONS |
| | | | | 71 | 9:50 | P | NO SIGNIFICANT CLINICAL OBSERVATIONS |
| | | | | 72 | 7:33 | P | NO SIGNIFICANT CLINICAL OBSERVATIONS |
| | | | | 72 | 9:06 | P | NO SIGNIFICANT CLINICAL OBSERVATIONS |
| | | | | 73 | 7:33 | P | NO SIGNIFICANT CLINICAL OBSERVATIONS |
| | | | | 73 | 9:16 | P | NO SIGNIFICANT CLINICAL OBSERVATIONS |
| | | | | 74 | 7:20 | P | NO SIGNIFICANT CLINICAL OBSERVATIONS |
| | | | | 74 | 9:28 | P | NO SIGNIFICANT CLINICAL OBSERVATIONS |
| | | | | 77 | 8:34 | P | NO SIGNIFICANT CLINICAL OBSERVATIONS |
| | | | | 77 | 11:39 | P | NO SIGNIFICANT CLINICAL OBSERVATIONS |
| | | | | 78 | 9:42 | P | NO SIGNIFICANT CLINICAL OBSERVATIONS |
| | | | | 78 | 11:35 | P | NO SIGNIFICANT CLINICAL OBSERVATIONS |
| | | | | 79 | 7:25 | P | NO SIGNIFICANT CLINICAL OBSERVATIONS |
| | | | | 79 | 9:01 | P | NO SIGNIFICANT CLINICAL OBSERVATIONS |
| | | | | 80 | 8:57 | P | NO SIGNIFICANT CLINICAL OBSERVATIONS |
| | | | | 80 | 10:41 | P | NO SIGNIFICANT CLINICAL OBSERVATIONS |
| | | | | 81 | 7:37 | P | NO SIGNIFICANT CLINICAL OBSERVATIONS |
| | | | | 81 | 9:27 | P | NO SIGNIFICANT CLINICAL OBSERVATIONS |
| | | | | 85 | 7:43 | P | NO SIGNIFICANT CLINICAL OBSERVATIONS |
| | | | | 85 | 9:45 | P | NO SIGNIFICANT CLINICAL OBSERVATIONS |
| | | | | 86 | 7:31 | P | NO SIGNIFICANT CLINICAL OBSERVATIONS |
| | | | | 86 | 9:29 | P | NO SIGNIFICANT CLINICAL OBSERVATIONS |
| | | | | 87 | 8:50 | P | NO SIGNIFICANT CLINICAL OBSERVATIONS |
| | | | | 87 | 10:42 | P | NO SIGNIFICANT CLINICAL OBSERVATIONS |
| | | | | 88 | 6:54 | P | NO SIGNIFICANT CLINICAL OBSERVATIONS |
| | | | | 88 | 9:16 | P | NO SIGNIFICANT CLINICAL OBSERVATIONS |
| | | | | 89 | 6:24 | P | NO SIGNIFICANT CLINICAL OBSERVATIONS |

GRADE CODE: 1 - SLIGHT 2 - MODERATE 3 - SEVERE P - PRESENT

TABLE A3 (DOSING DAY OBSERVATIONS)
A 90-DAY DERMAL STUDY UTILIZING CLARIFIED OILS IN RATS
INDIVIDUAL CLINICAL OBSERVATIONS



STUDY DAYS: 0 THROUGH 89

| ANIMAL | SEX | GROUP | CATEGORY | STUDY DAY | TIME | GRADE | OBSERVATIONS |
|---|---|---|---|---|---|---|---|
| 10506 | F | 25 MG/KG/DAY | NORMAL | 89 | 7:49 | P | NO SIGNIFICANT CLINICAL OBSERVATIONS |
| 10507 | F | 25 MG/KG/DAY | NORMAL | 0 | 10:32 | P | NO SIGNIFICANT CLINICAL OBSERVATIONS |
| | | | | 0 | 12:53 | P | NO SIGNIFICANT CLINICAL OBSERVATIONS |
| | | | | 1 | 7:51 | P | NO SIGNIFICANT CLINICAL OBSERVATIONS |
| | | | | 1 | 9:38 | P | NO SIGNIFICANT CLINICAL OBSERVATIONS |
| | | | | 2 | 9:23 | P | NO SIGNIFICANT CLINICAL OBSERVATIONS |
| | | | | 2 | 11:20 | P | NO SIGNIFICANT CLINICAL OBSERVATIONS |
| | | | | 3 | 9:24 | P | NO SIGNIFICANT CLINICAL OBSERVATIONS |
| | | | | 3 | 11:22 | P | NO SIGNIFICANT CLINICAL OBSERVATIONS |
| | | | | 4 | 7:05 | P | NO SIGNIFICANT CLINICAL OBSERVATIONS |
| | | | | 4 | 8:57 | P | NO SIGNIFICANT CLINICAL OBSERVATIONS |
| | | | | 7 | 9:49 | P | NO SIGNIFICANT CLINICAL OBSERVATIONS |
| | | | | 7 | 11:47 | P | NO SIGNIFICANT CLINICAL OBSERVATIONS |
| | | | | 8 | 8:46 | P | NO SIGNIFICANT CLINICAL OBSERVATIONS |
| | | | | 8 | 10:42 | P | NO SIGNIFICANT CLINICAL OBSERVATIONS |
| | | | | 9 | 9:45 | P | NO SIGNIFICANT CLINICAL OBSERVATIONS |
| | | | | 9 | 11:27 | P | NO SIGNIFICANT CLINICAL OBSERVATIONS |
| | | | | 10 | 8:51 | P | NO SIGNIFICANT CLINICAL OBSERVATIONS |
| | | | | 10 | 10:21 | P | NO SIGNIFICANT CLINICAL OBSERVATIONS |
| | | | | 11 | 7:08 | P | NO SIGNIFICANT CLINICAL OBSERVATIONS |
| | | | | 11 | 9:24 | P | NO SIGNIFICANT CLINICAL OBSERVATIONS |
| | | | | 14 | 9:37 | P | NO SIGNIFICANT CLINICAL OBSERVATIONS |
| | | | | 14 | 12:13 | P | NO SIGNIFICANT CLINICAL OBSERVATIONS |
| | | | | 15 | 9:07 | P | NO SIGNIFICANT CLINICAL OBSERVATIONS |
| | | | | 15 | 10:45 | P | NO SIGNIFICANT CLINICAL OBSERVATIONS |
| | | | | 16 | 8:42 | P | NO SIGNIFICANT CLINICAL OBSERVATIONS |
| | | | | 16 | 10:15 | P | NO SIGNIFICANT CLINICAL OBSERVATIONS |
| | | | | 17 | 8:52 | P | NO SIGNIFICANT CLINICAL OBSERVATIONS |
| | | | | 17 | 10:31 | P | NO SIGNIFICANT CLINICAL OBSERVATIONS |

GRADE CODE: 1 - SLIGHT 2 - MODERATE 3 - SEVERE P - PRESENT

STUDY DAYS: 0 THROUGH 89

| ANIMAL | SEX | GROUP | CATEGORY | STUDY DAY | TIME | GRADE | OBSERVATIONS |
|---|---|---|---|---|---|---|---|
| 10507 | F | 25 MG/KG/DAY | NORMAL | 18 | 6:59 | P | NO SIGNIFICANT CLINICAL OBSERVATIONS |
| | | | | 18 | 9:02 | P | NO SIGNIFICANT CLINICAL OBSERVATIONS |
| | | | | 21 | 9:31 | P | NO SIGNIFICANT CLINICAL OBSERVATIONS |
| | | | | 21 | 11:37 | P | NO SIGNIFICANT CLINICAL OBSERVATIONS |
| | | | | 22 | 7:43 | P | NO SIGNIFICANT CLINICAL OBSERVATIONS |
| | | | | 22 | 9:41 | P | NO SIGNIFICANT CLINICAL OBSERVATIONS |
| | | | | 23 | 7:30 | P | NO SIGNIFICANT CLINICAL OBSERVATIONS |
| | | | | 23 | 9:21 | P | NO SIGNIFICANT CLINICAL OBSERVATIONS |
| | | | | 24 | 8:12 | P | NO SIGNIFICANT CLINICAL OBSERVATIONS |
| | | | | 24 | 9:33 | P | NO SIGNIFICANT CLINICAL OBSERVATIONS |
| | | | | 25 | 7:24 | P | NO SIGNIFICANT CLINICAL OBSERVATIONS |
| | | | | 25 | 9:24 | P | NO SIGNIFICANT CLINICAL OBSERVATIONS |
| | | | | 28 | 9:25 | P | NO SIGNIFICANT CLINICAL OBSERVATIONS |
| | | | | 28 | 11:48 | P | NO SIGNIFICANT CLINICAL OBSERVATIONS |
| | | | | 29 | 7:48 | P | NO SIGNIFICANT CLINICAL OBSERVATIONS |
| | | | | 29 | 9:48 | P | NO SIGNIFICANT CLINICAL OBSERVATIONS |
| | | | | 30 | 7:39 | P | NO SIGNIFICANT CLINICAL OBSERVATIONS |
| | | | | 30 | 9:27 | P | NO SIGNIFICANT CLINICAL OBSERVATIONS |
| | | | | 31 | 7:54 | P | NO SIGNIFICANT CLINICAL OBSERVATIONS |
| | | | | 31 | 9:11 | P | NO SIGNIFICANT CLINICAL OBSERVATIONS |
| | | | | 32 | 7:33 | P | NO SIGNIFICANT CLINICAL OBSERVATIONS |
| | | | | 32 | 9:58 | P | NO SIGNIFICANT CLINICAL OBSERVATIONS |
| | | | | 35 | 9:19 | P | NO SIGNIFICANT CLINICAL OBSERVATIONS |
| | | | | 35 | 11:09 | P | NO SIGNIFICANT CLINICAL OBSERVATIONS |
| | | | | 36 | 8:46 | P | NO SIGNIFICANT CLINICAL OBSERVATIONS |
| | | | | 36 | 10:20 | P | NO SIGNIFICANT CLINICAL OBSERVATIONS |
| | | | | 37 | 8:32 | P | NO SIGNIFICANT CLINICAL OBSERVATIONS |
| | | | | 37 | 10:10 | P | NO SIGNIFICANT CLINICAL OBSERVATIONS |
| | | | | 38 | 8:28 | P | NO SIGNIFICANT CLINICAL OBSERVATIONS |

GRADE CODE: 1 - SLIGHT 2 - MODERATE 3 - SEVERE P - PRESENT

STUDY DAYS: 0 THROUGH 89

| ANIMAL | SEX | GROUP | CATEGORY | STUDY DAY | TIME | GRADE | OBSERVATIONS |
|---|---|---|---|---|---|---|---|
| 10507 | F | 25 MG/KG/DAY | NORMAL | 38 | 10:12 | P | NO SIGNIFICANT CLINICAL OBSERVATIONS |
| | | | | 39 | 7:17 | P | NO SIGNIFICANT CLINICAL OBSERVATIONS |
| | | | | 39 | 9:19 | P | NO SIGNIFICANT CLINICAL OBSERVATIONS |
| | | | | 44 | 8:05 | P | NO SIGNIFICANT CLINICAL OBSERVATIONS |
| | | | | 46 | 6:59 | P | NO SIGNIFICANT CLINICAL OBSERVATIONS |
| | | | | 52 | 9:19 | P | NO SIGNIFICANT CLINICAL OBSERVATIONS |
| | | | | 52 | 11:37 | P | NO SIGNIFICANT CLINICAL OBSERVATIONS |
| | | | | 57 | 9:10 | P | NO SIGNIFICANT CLINICAL OBSERVATIONS |
| | | | | 59 | 7:27 | P | NO SIGNIFICANT CLINICAL OBSERVATIONS |
| 10507 | F | 25 MG/KG/DAY | BODY/INTEGUMENT | 51 | 9:57 | P | THIN |
| | | | | 56 | 9:08 | P | DERMAL ATONIA |
| | | | | 56 | 9:08 | P | THIN |
| | | | | 56 | 11:10 | P | DERMAL ATONIA |
| | | | | 56 | 11:10 | P | THIN |
| | | | | 57 | 10:38 | P | THIN |
| | | | | 58 | 7:45 | P | DERMAL ATONIA |
| | | | | 58 | 7:45 | P | THIN |
| | | | | 59 | 9:07 | P | THIN |
| 10507 | F | 25 MG/KG/DAY | CARDIO-PULMONARY | 42 | 11:12 | P | EXTREMITIES PALE |
| | | | | 42 | 11:12 | P | BODY PALE |
| | | | | 43 | 8:33 | P | EXTREMITIES PALE |
| | | | | 43 | 10:20 | P | EXTREMITIES PALE |
| | | | | 44 | 9:50 | P | EXTREMITIES PALE |
| | | | | 45 | 8:30 | P | EXTREMITIES PALE |
| | | | | 45 | 9:59 | P | EXTREMITIES PALE |
| | | | | 49 | 9:39 | P | EXTREMITIES PALE |
| | | | | 49 | 12:09 | P | EXTREMITIES PALE |
| | | | | 50 | 8:38 | P | EXTREMITIES PALE |
| | | | | 50 | 10:52 | P | EXTREMITIES PALE |

GRADE CODE: 1 - SLIGHT 2 - MODERATE 3 - SEVERE P - PRESENT

STUDY DAYS: 0 THROUGH 89

| ANIMAL | SEX | GROUP | CATEGORY | STUDY DAY | TIME | GRADE | OBSERVATIONS |
|---|---|---|---|---|---|---|---|
| 10507 | F | 25 MG/KG/DAY | CARDIO-PULMONARY | 51 | 8:02 | P | EXTREMITIES PALE |
| | | | | 51 | 8:02 | P | EXTREMITIES COOL TO TOUCH |
| | | | | 51 | 8:02 | P | BODY COOL TO TOUCH |
| | | | | 51 | 8:02 | P | BODY PALE |
| | | | | 51 | 9:57 | P | EXTREMITIES PALE |
| | | | | 51 | 9:57 | P | EXTREMITIES COOL TO TOUCH |
| | | | | 51 | 9:57 | P | BODY COOL TO TOUCH |
| | | | | 51 | 9:57 | P | BODY PALE |
| | | | | 53 | 7:05 | P | EXTREMITIES PALE |
| | | | | 53 | 9:12 | P | EXTREMITIES PALE |
| | | | | 56 | 9:08 | P | BODY PALE |
| | | | | 56 | 11:10 | P | EXTREMITIES PALE |
| | | | | 56 | 11:10 | P | BODY PALE |
| | | | | 57 | 10:36 | P | EXTREMITIES PALE |
| | | | | 57 | 10:36 | P | EXTREMITIES COOL TO TOUCH |
| | | | | 57 | 10:38 | P | RESPIRATION RATE INCREASED |
| | | | | 58 | 7:45 | P | BODY COOL TO TOUCH |
| | | | | 58 | 7:45 | P | EXTREMITIES PALE |
| | | | | 58 | 9:28 | P | EXTREMITIES PALE |
| | | | | 58 | 9:28 | P | EXTREMITIES COOL TO TOUCH |
| | | | | 59 | 9:07 | P | BODY COOL TO TOUCH |
| | | | | 59 | 9:07 | P | EXTREMITIES PALE |
| 10507 | F | 25 MG/KG/DAY | EXCRETA | 43 | 8:33 | P | DEFECATION DECREASED |
| | | | | 44 | 9:50 | P | DEFECATION DECREASED |
| | | | | 45 | 8:30 | P | DEFECATION DECREASED |
| | | | | 46 | 8:56 | P | DEFECATION DECREASED |
| | | | | 49 | 9:39 | P | DEFECATION DECREASED |
| | | | | 50 | 8:38 | P | DEFECATION DECREASED |
| | | | | 53 | 7:05 | P | DEFECATION DECREASED |

GRADE CODE: 1 - SLIGHT 2 - MODERATE 3 - SEVERE P - PRESENT

STUDY DAYS: 0 THROUGH 89

| ANIMAL | SEX | GROUP | CATEGORY | STUDY DAY | TIME | GRADE | OBSERVATIONS |
|---|---|---|---|---|---|---|---|
| 10507 | F | 25 MG/KG/DAY | EXCRETA | 56 | 9:08 | P | DRIED YELLOW MATERIAL UROGENITAL AREA |
| | | | | 58 | 7:45 | P | DEFECATION DECREASED |
| | | | | 59 | 9:07 | P | DEFECATION DECREASED |
| 10507 | F | 25 MG/KG/DAY | SPECIAL | 57 | 10:36 | P | SWOLLEN FACIAL AREA |
| 10509 | F | 25 MG/KG/DAY | NORMAL | 0 | 10:33 | P | NO SIGNIFICANT CLINICAL OBSERVATIONS |
| | | | | 0 | 12:53 | P | NO SIGNIFICANT CLINICAL OBSERVATIONS |
| | | | | 1 | 7:51 | P | NO SIGNIFICANT CLINICAL OBSERVATIONS |
| | | | | 1 | 9:38 | P | NO SIGNIFICANT CLINICAL OBSERVATIONS |
| | | | | 2 | 9:23 | P | NO SIGNIFICANT CLINICAL OBSERVATIONS |
| | | | | 2 | 11:20 | P | NO SIGNIFICANT CLINICAL OBSERVATIONS |
| | | | | 3 | 9:24 | P | NO SIGNIFICANT CLINICAL OBSERVATIONS |
| | | | | 3 | 11:22 | P | NO SIGNIFICANT CLINICAL OBSERVATIONS |
| | | | | 4 | 7:05 | P | NO SIGNIFICANT CLINICAL OBSERVATIONS |
| | | | | 4 | 8:57 | P | NO SIGNIFICANT CLINICAL OBSERVATIONS |
| | | | | 7 | 9:49 | P | NO SIGNIFICANT CLINICAL OBSERVATIONS |
| | | | | 7 | 11:48 | P | NO SIGNIFICANT CLINICAL OBSERVATIONS |
| | | | | 8 | 8:46 | P | NO SIGNIFICANT CLINICAL OBSERVATIONS |
| | | | | 8 | 10:42 | P | NO SIGNIFICANT CLINICAL OBSERVATIONS |
| | | | | 9 | 9:45 | P | NO SIGNIFICANT CLINICAL OBSERVATIONS |
| | | | | 9 | 11:27 | P | NO SIGNIFICANT CLINICAL OBSERVATIONS |
| | | | | 10 | 8:51 | P | NO SIGNIFICANT CLINICAL OBSERVATIONS |
| | | | | 10 | 10:21 | P | NO SIGNIFICANT CLINICAL OBSERVATIONS |
| | | | | 11 | 7:08 | P | NO SIGNIFICANT CLINICAL OBSERVATIONS |
| | | | | 11 | 9:24 | P | NO SIGNIFICANT CLINICAL OBSERVATIONS |
| | | | | 14 | 9:37 | P | NO SIGNIFICANT CLINICAL OBSERVATIONS |
| | | | | 14 | 12:13 | P | NO SIGNIFICANT CLINICAL OBSERVATIONS |
| | | | | 15 | 9:07 | P | NO SIGNIFICANT CLINICAL OBSERVATIONS |
| | | | | 15 | 10:45 | P | NO SIGNIFICANT CLINICAL OBSERVATIONS |
| | | | | 16 | 8:42 | P | NO SIGNIFICANT CLINICAL OBSERVATIONS |

GRADE CODE: 1 - SLIGHT 2 - MODERATE 3 - SEVERE P - PRESENT

TABLE A3 (DOSING DAY OBSERVATIONS)
A 90-DAY DERMAL STUDY UTILIZING CLARIFIED OILS IN RATS
INDIVIDUAL CLINICAL OBSERVATIONS



STUDY DAYS: 0 THROUGH 89

| ANIMAL | SEX | GROUP | CATEGORY | STUDY DAY | TIME | GRADE | OBSERVATIONS |
|---|---|---|---|---|---|---|---|
| 10509 | F | 25 MG/KG/DAY | NORMAL | 16 | 10:15 | P | NO SIGNIFICANT CLINICAL OBSERVATIONS |
| | | | | 17 | 8:52 | P | NO SIGNIFICANT CLINICAL OBSERVATIONS |
| | | | | 17 | 10:31 | P | NO SIGNIFICANT CLINICAL OBSERVATIONS |
| | | | | 18 | 6:59 | P | NO SIGNIFICANT CLINICAL OBSERVATIONS |
| | | | | 18 | 9:02 | P | NO SIGNIFICANT CLINICAL OBSERVATIONS |
| | | | | 21 | 9:31 | P | NO SIGNIFICANT CLINICAL OBSERVATIONS |
| | | | | 21 | 11:37 | P | NO SIGNIFICANT CLINICAL OBSERVATIONS |
| | | | | 22 | 7:43 | P | NO SIGNIFICANT CLINICAL OBSERVATIONS |
| | | | | 22 | 9:41 | P | NO SIGNIFICANT CLINICAL OBSERVATIONS |
| | | | | 23 | 7:30 | P | NO SIGNIFICANT CLINICAL OBSERVATIONS |
| | | | | 23 | 9:21 | P | NO SIGNIFICANT CLINICAL OBSERVATIONS |
| | | | | 24 | 8:12 | P | NO SIGNIFICANT CLINICAL OBSERVATIONS |
| | | | | 24 | 9:33 | P | NO SIGNIFICANT CLINICAL OBSERVATIONS |
| | | | | 25 | 7:24 | P | NO SIGNIFICANT CLINICAL OBSERVATIONS |
| | | | | 25 | 9:24 | P | NO SIGNIFICANT CLINICAL OBSERVATIONS |
| | | | | 28 | 9:25 | P | NO SIGNIFICANT CLINICAL OBSERVATIONS |
| | | | | 28 | 11:48 | P | NO SIGNIFICANT CLINICAL OBSERVATIONS |
| | | | | 29 | 7:48 | P | NO SIGNIFICANT CLINICAL OBSERVATIONS |
| | | | | 29 | 9:48 | P | NO SIGNIFICANT CLINICAL OBSERVATIONS |
| | | | | 30 | 7:39 | P | NO SIGNIFICANT CLINICAL OBSERVATIONS |
| | | | | 30 | 9:27 | P | NO SIGNIFICANT CLINICAL OBSERVATIONS |
| | | | | 31 | 7:54 | P | NO SIGNIFICANT CLINICAL OBSERVATIONS |
| | | | | 31 | 9:12 | P | NO SIGNIFICANT CLINICAL OBSERVATIONS |
| | | | | 32 | 7:34 | P | NO SIGNIFICANT CLINICAL OBSERVATIONS |
| | | | | 32 | 9:58 | P | NO SIGNIFICANT CLINICAL OBSERVATIONS |
| | | | | 35 | 9:19 | P | NO SIGNIFICANT CLINICAL OBSERVATIONS |
| | | | | 35 | 11:09 | P | NO SIGNIFICANT CLINICAL OBSERVATIONS |
| | | | | 36 | 8:46 | P | NO SIGNIFICANT CLINICAL OBSERVATIONS |
| | | | | 36 | 10:20 | P | NO SIGNIFICANT CLINICAL OBSERVATIONS |

GRADE CODE: 1 - SLIGHT 2 - MODERATE 3 - SEVERE P - PRESENT

STUDY DAYS: 0 THROUGH 89

| ANIMAL | SEX | GROUP | CATEGORY | STUDY DAY | TIME | GRADE | OBSERVATIONS |
|---|---|---|---|---|---|---|---|
| 10509 | F | 25 MG/KG/DAY | NORMAL | 37 | 8:32 | P | NO SIGNIFICANT CLINICAL OBSERVATIONS |
| | | | | 37 | 10:10 | P | NO SIGNIFICANT CLINICAL OBSERVATIONS |
| | | | | 38 | 8:28 | P | NO SIGNIFICANT CLINICAL OBSERVATIONS |
| | | | | 38 | 10:12 | P | NO SIGNIFICANT CLINICAL OBSERVATIONS |
| | | | | 39 | 7:17 | P | NO SIGNIFICANT CLINICAL OBSERVATIONS |
| | | | | 39 | 9:19 | P | NO SIGNIFICANT CLINICAL OBSERVATIONS |
| | | | | 42 | 11:13 | P | NO SIGNIFICANT CLINICAL OBSERVATIONS |
| | | | | 43 | 8:34 | P | NO SIGNIFICANT CLINICAL OBSERVATIONS |
| | | | | 43 | 10:21 | P | NO SIGNIFICANT CLINICAL OBSERVATIONS |
| | | | | 44 | 8:05 | P | NO SIGNIFICANT CLINICAL OBSERVATIONS |
| | | | | 44 | 9:50 | P | NO SIGNIFICANT CLINICAL OBSERVATIONS |
| | | | | 45 | 8:30 | P | NO SIGNIFICANT CLINICAL OBSERVATIONS |
| | | | | 45 | 9:59 | P | NO SIGNIFICANT CLINICAL OBSERVATIONS |
| | | | | 46 | 6:59 | P | NO SIGNIFICANT CLINICAL OBSERVATIONS |
| | | | | 46 | 8:57 | P | NO SIGNIFICANT CLINICAL OBSERVATIONS |
| | | | | 49 | 9:39 | P | NO SIGNIFICANT CLINICAL OBSERVATIONS |
| | | | | 49 | 12:09 | P | NO SIGNIFICANT CLINICAL OBSERVATIONS |
| | | | | 50 | 8:38 | P | NO SIGNIFICANT CLINICAL OBSERVATIONS |
| | | | | 50 | 10:52 | P | NO SIGNIFICANT CLINICAL OBSERVATIONS |
| | | | | 51 | 8:02 | P | NO SIGNIFICANT CLINICAL OBSERVATIONS |
| | | | | 51 | 9:57 | P | NO SIGNIFICANT CLINICAL OBSERVATIONS |
| | | | | 52 | 9:19 | P | NO SIGNIFICANT CLINICAL OBSERVATIONS |
| | | | | 52 | 11:38 | P | NO SIGNIFICANT CLINICAL OBSERVATIONS |
| | | | | 53 | 7:05 | P | NO SIGNIFICANT CLINICAL OBSERVATIONS |
| | | | | 53 | 9:13 | P | NO SIGNIFICANT CLINICAL OBSERVATIONS |
| | | | | 56 | 9:08 | P | NO SIGNIFICANT CLINICAL OBSERVATIONS |
| | | | | 56 | 11:10 | P | NO SIGNIFICANT CLINICAL OBSERVATIONS |
| | | | | 57 | 9:10 | P | NO SIGNIFICANT CLINICAL OBSERVATIONS |
| | | | | 57 | 10:38 | P | NO SIGNIFICANT CLINICAL OBSERVATIONS |

GRADE CODE: 1 - SLIGHT 2 - MODERATE 3 - SEVERE P - PRESENT

STUDY DAYS: 0 THROUGH 89

| ANIMAL | SEX | GROUP | CATEGORY | STUDY DAY | TIME | GRADE | OBSERVATIONS |
|---|---|---|---|---|---|---|---|
| 10509 | F | 25 MG/KG/DAY | NORMAL | 58 | 7:46 | P | NO SIGNIFICANT CLINICAL OBSERVATIONS |
| | | | | 58 | 9:28 | P | NO SIGNIFICANT CLINICAL OBSERVATIONS |
| | | | | 59 | 7:27 | P | NO SIGNIFICANT CLINICAL OBSERVATIONS |
| | | | | 59 | 9:08 | P | NO SIGNIFICANT CLINICAL OBSERVATIONS |
| | | | | 60 | 7:44 | P | NO SIGNIFICANT CLINICAL OBSERVATIONS |
| | | | | 60 | 9:48 | P | NO SIGNIFICANT CLINICAL OBSERVATIONS |
| | | | | 63 | 12:04 | P | NO SIGNIFICANT CLINICAL OBSERVATIONS |
| | | | | 63 | 14:20 | P | NO SIGNIFICANT CLINICAL OBSERVATIONS |
| | | | | 64 | 8:44 | P | NO SIGNIFICANT CLINICAL OBSERVATIONS |
| | | | | 64 | 10:16 | P | NO SIGNIFICANT CLINICAL OBSERVATIONS |
| | | | | 65 | 8:51 | P | NO SIGNIFICANT CLINICAL OBSERVATIONS |
| | | | | 65 | 10:57 | P | NO SIGNIFICANT CLINICAL OBSERVATIONS |
| | | | | 66 | 8:25 | P | NO SIGNIFICANT CLINICAL OBSERVATIONS |
| | | | | 66 | 9:52 | P | NO SIGNIFICANT CLINICAL OBSERVATIONS |
| | | | | 67 | 7:35 | P | NO SIGNIFICANT CLINICAL OBSERVATIONS |
| | | | | 67 | 9:20 | P | NO SIGNIFICANT CLINICAL OBSERVATIONS |
| | | | | 70 | 8:21 | P | NO SIGNIFICANT CLINICAL OBSERVATIONS |
| | | | | 70 | 10:51 | P | NO SIGNIFICANT CLINICAL OBSERVATIONS |
| | | | | 71 | 8:19 | P | NO SIGNIFICANT CLINICAL OBSERVATIONS |
| | | | | 71 | 9:50 | P | NO SIGNIFICANT CLINICAL OBSERVATIONS |
| | | | | 72 | 7:33 | P | NO SIGNIFICANT CLINICAL OBSERVATIONS |
| | | | | 72 | 9:06 | P | NO SIGNIFICANT CLINICAL OBSERVATIONS |
| | | | | 73 | 7:33 | P | NO SIGNIFICANT CLINICAL OBSERVATIONS |
| | | | | 73 | 9:16 | P | NO SIGNIFICANT CLINICAL OBSERVATIONS |
| | | | | 74 | 7:20 | P | NO SIGNIFICANT CLINICAL OBSERVATIONS |
| | | | | 74 | 9:28 | P | NO SIGNIFICANT CLINICAL OBSERVATIONS |
| | | | | 77 | 8:34 | P | NO SIGNIFICANT CLINICAL OBSERVATIONS |
| | | | | 77 | 11:39 | P | NO SIGNIFICANT CLINICAL OBSERVATIONS |
| | | | | 78 | 9:43 | P | NO SIGNIFICANT CLINICAL OBSERVATIONS |

GRADE CODE: 1 - SLIGHT 2 - MODERATE 3 - SEVERE P - PRESENT

STUDY DAYS: 0 THROUGH 89

| ANIMAL | SEX | GROUP | CATEGORY | STUDY DAY | TIME | GRADE | OBSERVATIONS |
|---|---|---|---|---|---|---|---|
| 10509 | F | 25 MG/KG/DAY | NORMAL | 78 | 11:35 | P | NO SIGNIFICANT CLINICAL OBSERVATIONS |
| | | | | 79 | 7:25 | P | NO SIGNIFICANT CLINICAL OBSERVATIONS |
| | | | | 79 | 9:01 | P | NO SIGNIFICANT CLINICAL OBSERVATIONS |
| | | | | 80 | 8:57 | P | NO SIGNIFICANT CLINICAL OBSERVATIONS |
| | | | | 80 | 10:41 | P | NO SIGNIFICANT CLINICAL OBSERVATIONS |
| | | | | 81 | 7:37 | P | NO SIGNIFICANT CLINICAL OBSERVATIONS |
| | | | | 81 | 9:27 | P | NO SIGNIFICANT CLINICAL OBSERVATIONS |
| | | | | 85 | 7:43 | P | NO SIGNIFICANT CLINICAL OBSERVATIONS |
| | | | | 85 | 9:45 | P | NO SIGNIFICANT CLINICAL OBSERVATIONS |
| | | | | 86 | 7:31 | P | NO SIGNIFICANT CLINICAL OBSERVATIONS |
| | | | | 86 | 9:29 | P | NO SIGNIFICANT CLINICAL OBSERVATIONS |
| | | | | 87 | 8:50 | P | NO SIGNIFICANT CLINICAL OBSERVATIONS |
| | | | | 87 | 10:42 | P | NO SIGNIFICANT CLINICAL OBSERVATIONS |
| | | | | 88 | 6:54 | P | NO SIGNIFICANT CLINICAL OBSERVATIONS |
| | | | | 88 | 9:16 | P | NO SIGNIFICANT CLINICAL OBSERVATIONS |
| | | | | 89 | 6:24 | P | NO SIGNIFICANT CLINICAL OBSERVATIONS |
| | | | | 89 | 7:49 | P | NO SIGNIFICANT CLINICAL OBSERVATIONS |
| 10515 | F | 25 MG/KG/DAY | NORMAL | 0 | 10:33 | P | NO SIGNIFICANT CLINICAL OBSERVATIONS |
| | | | | 0 | 12:53 | P | NO SIGNIFICANT CLINICAL OBSERVATIONS |
| | | | | 1 | 7:52 | P | NO SIGNIFICANT CLINICAL OBSERVATIONS |
| | | | | 1 | 9:38 | P | NO SIGNIFICANT CLINICAL OBSERVATIONS |
| | | | | 2 | 9:23 | P | NO SIGNIFICANT CLINICAL OBSERVATIONS |
| | | | | 2 | 11:20 | P | NO SIGNIFICANT CLINICAL OBSERVATIONS |
| | | | | 3 | 9:24 | P | NO SIGNIFICANT CLINICAL OBSERVATIONS |
| | | | | 3 | 11:22 | P | NO SIGNIFICANT CLINICAL OBSERVATIONS |
| | | | | 4 | 7:05 | P | NO SIGNIFICANT CLINICAL OBSERVATIONS |
| | | | | 4 | 8:57 | P | NO SIGNIFICANT CLINICAL OBSERVATIONS |
| | | | | 7 | 9:50 | P | NO SIGNIFICANT CLINICAL OBSERVATIONS |
| | | | | 7 | 11:48 | P | NO SIGNIFICANT CLINICAL OBSERVATIONS |

GRADE CODE: 1 - SLIGHT 2 - MODERATE 3 - SEVERE P - PRESENT

STUDY DAYS: 0 THROUGH 89

| ANIMAL | SEX | GROUP | CATEGORY | STUDY DAY | TIME | GRADE | OBSERVATIONS |
|---|---|---|---|---|---|---|---|
| 10515 | F | 25 MG/KG/DAY | NORMAL | 8 | 8:47 | P | NO SIGNIFICANT CLINICAL OBSERVATIONS |
| | | | | 8 | 10:42 | P | NO SIGNIFICANT CLINICAL OBSERVATIONS |
| | | | | 9 | 9:45 | P | NO SIGNIFICANT CLINICAL OBSERVATIONS |
| | | | | 9 | 11:27 | P | NO SIGNIFICANT CLINICAL OBSERVATIONS |
| | | | | 10 | 8:51 | P | NO SIGNIFICANT CLINICAL OBSERVATIONS |
| | | | | 10 | 10:22 | P | NO SIGNIFICANT CLINICAL OBSERVATIONS |
| | | | | 11 | 7:09 | P | NO SIGNIFICANT CLINICAL OBSERVATIONS |
| | | | | 11 | 9:24 | P | NO SIGNIFICANT CLINICAL OBSERVATIONS |
| | | | | 14 | 9:37 | P | NO SIGNIFICANT CLINICAL OBSERVATIONS |
| | | | | 14 | 12:13 | P | NO SIGNIFICANT CLINICAL OBSERVATIONS |
| | | | | 15 | 9:07 | P | NO SIGNIFICANT CLINICAL OBSERVATIONS |
| | | | | 15 | 10:45 | P | NO SIGNIFICANT CLINICAL OBSERVATIONS |
| | | | | 16 | 8:42 | P | NO SIGNIFICANT CLINICAL OBSERVATIONS |
| | | | | 16 | 10:15 | P | NO SIGNIFICANT CLINICAL OBSERVATIONS |
| | | | | 17 | 8:52 | P | NO SIGNIFICANT CLINICAL OBSERVATIONS |
| | | | | 17 | 10:31 | P | NO SIGNIFICANT CLINICAL OBSERVATIONS |
| | | | | 18 | 6:59 | P | NO SIGNIFICANT CLINICAL OBSERVATIONS |
| | | | | 18 | 9:03 | P | NO SIGNIFICANT CLINICAL OBSERVATIONS |
| | | | | 21 | 9:31 | P | NO SIGNIFICANT CLINICAL OBSERVATIONS |
| | | | | 21 | 11:38 | P | NO SIGNIFICANT CLINICAL OBSERVATIONS |
| | | | | 22 | 7:43 | P | NO SIGNIFICANT CLINICAL OBSERVATIONS |
| | | | | 22 | 9:41 | P | NO SIGNIFICANT CLINICAL OBSERVATIONS |
| | | | | 23 | 7:31 | P | NO SIGNIFICANT CLINICAL OBSERVATIONS |
| | | | | 23 | 9:21 | P | NO SIGNIFICANT CLINICAL OBSERVATIONS |
| | | | | 24 | 8:12 | P | NO SIGNIFICANT CLINICAL OBSERVATIONS |
| | | | | 24 | 9:33 | P | NO SIGNIFICANT CLINICAL OBSERVATIONS |
| | | | | 25 | 7:24 | P | NO SIGNIFICANT CLINICAL OBSERVATIONS |
| | | | | 25 | 9:26 | P | NO SIGNIFICANT CLINICAL OBSERVATIONS |
| | | | | 28 | 9:25 | P | NO SIGNIFICANT CLINICAL OBSERVATIONS |

GRADE CODE: 1 - SLIGHT 2 - MODERATE 3 - SEVERE P - PRESENT

TABLE A3 (DOSING DAY OBSERVATIONS)
A 90-DAY DERMAL STUDY UTILIZING CLARIFIED OILS IN RATS
INDIVIDUAL CLINICAL OBSERVATIONS



STUDY DAYS: 0 THROUGH 89

| ANIMAL | SEX | GROUP | CATEGORY | STUDY DAY | TIME | GRADE | OBSERVATIONS |
|---|---|---|---|---|---|---|---|
| 10515 | F | 25 MG/KG/DAY | NORMAL | 28 | 11:48 | P | NO SIGNIFICANT CLINICAL OBSERVATIONS |
| | | | | 29 | 7:48 | P | NO SIGNIFICANT CLINICAL OBSERVATIONS |
| | | | | 29 | 9:49 | P | NO SIGNIFICANT CLINICAL OBSERVATIONS |
| | | | | 30 | 7:39 | P | NO SIGNIFICANT CLINICAL OBSERVATIONS |
| | | | | 30 | 9:27 | P | NO SIGNIFICANT CLINICAL OBSERVATIONS |
| | | | | 31 | 7:54 | P | NO SIGNIFICANT CLINICAL OBSERVATIONS |
| | | | | 31 | 9:12 | P | NO SIGNIFICANT CLINICAL OBSERVATIONS |
| | | | | 32 | 7:34 | P | NO SIGNIFICANT CLINICAL OBSERVATIONS |
| | | | | 32 | 9:59 | P | NO SIGNIFICANT CLINICAL OBSERVATIONS |
| | | | | 35 | 9:19 | P | NO SIGNIFICANT CLINICAL OBSERVATIONS |
| | | | | 35 | 11:09 | P | NO SIGNIFICANT CLINICAL OBSERVATIONS |
| | | | | 36 | 8:46 | P | NO SIGNIFICANT CLINICAL OBSERVATIONS |
| | | | | 36 | 10:20 | P | NO SIGNIFICANT CLINICAL OBSERVATIONS |
| | | | | 37 | 8:32 | P | NO SIGNIFICANT CLINICAL OBSERVATIONS |
| | | | | 37 | 10:10 | P | NO SIGNIFICANT CLINICAL OBSERVATIONS |
| | | | | 38 | 8:28 | P | NO SIGNIFICANT CLINICAL OBSERVATIONS |
| | | | | 38 | 10:12 | P | NO SIGNIFICANT CLINICAL OBSERVATIONS |
| | | | | 39 | 7:18 | P | NO SIGNIFICANT CLINICAL OBSERVATIONS |
| | | | | 39 | 9:19 | P | NO SIGNIFICANT CLINICAL OBSERVATIONS |
| | | | | 42 | 11:13 | P | NO SIGNIFICANT CLINICAL OBSERVATIONS |
| | | | | 43 | 8:34 | P | NO SIGNIFICANT CLINICAL OBSERVATIONS |
| | | | | 43 | 10:21 | P | NO SIGNIFICANT CLINICAL OBSERVATIONS |
| | | | | 44 | 8:05 | P | NO SIGNIFICANT CLINICAL OBSERVATIONS |
| | | | | 44 | 9:50 | P | NO SIGNIFICANT CLINICAL OBSERVATIONS |
| | | | | 45 | 8:30 | P | NO SIGNIFICANT CLINICAL OBSERVATIONS |
| | | | | 45 | 9:59 | P | NO SIGNIFICANT CLINICAL OBSERVATIONS |
| | | | | 46 | 6:59 | P | NO SIGNIFICANT CLINICAL OBSERVATIONS |
| | | | | 46 | 8:57 | P | NO SIGNIFICANT CLINICAL OBSERVATIONS |
| | | | | 49 | 9:39 | P | NO SIGNIFICANT CLINICAL OBSERVATIONS |

GRADE CODE: 1 - SLIGHT 2 - MODERATE 3 - SEVERE P - PRESENT

STUDY DAYS: 0 THROUGH 89

| ANIMAL | SEX | GROUP | CATEGORY | STUDY DAY | TIME | GRADE | OBSERVATIONS |
|---|---|---|---|---|---|---|---|
| 10515 | F | 25 MG/KG/DAY | NORMAL | 49 | 12:09 | P | NO SIGNIFICANT CLINICAL OBSERVATIONS |
| | | | | 50 | 8:38 | P | NO SIGNIFICANT CLINICAL OBSERVATIONS |
| | | | | 50 | 10:52 | P | NO SIGNIFICANT CLINICAL OBSERVATIONS |
| | | | | 51 | 8:02 | P | NO SIGNIFICANT CLINICAL OBSERVATIONS |
| | | | | 51 | 9:58 | P | NO SIGNIFICANT CLINICAL OBSERVATIONS |
| | | | | 52 | 9:19 | P | NO SIGNIFICANT CLINICAL OBSERVATIONS |
| | | | | 52 | 11:38 | P | NO SIGNIFICANT CLINICAL OBSERVATIONS |
| | | | | 53 | 7:06 | P | NO SIGNIFICANT CLINICAL OBSERVATIONS |
| | | | | 53 | 9:13 | P | NO SIGNIFICANT CLINICAL OBSERVATIONS |
| | | | | 56 | 9:09 | P | NO SIGNIFICANT CLINICAL OBSERVATIONS |
| | | | | 56 | 11:10 | P | NO SIGNIFICANT CLINICAL OBSERVATIONS |
| | | | | 57 | 9:10 | P | NO SIGNIFICANT CLINICAL OBSERVATIONS |
| | | | | 57 | 10:38 | P | NO SIGNIFICANT CLINICAL OBSERVATIONS |
| | | | | 58 | 7:46 | P | NO SIGNIFICANT CLINICAL OBSERVATIONS |
| | | | | 58 | 9:28 | P | NO SIGNIFICANT CLINICAL OBSERVATIONS |
| | | | | 59 | 7:27 | P | NO SIGNIFICANT CLINICAL OBSERVATIONS |
| | | | | 59 | 9:08 | P | NO SIGNIFICANT CLINICAL OBSERVATIONS |
| | | | | 60 | 7:45 | P | NO SIGNIFICANT CLINICAL OBSERVATIONS |
| | | | | 60 | 9:48 | P | NO SIGNIFICANT CLINICAL OBSERVATIONS |
| | | | | 63 | 12:04 | P | NO SIGNIFICANT CLINICAL OBSERVATIONS |
| | | | | 63 | 14:20 | P | NO SIGNIFICANT CLINICAL OBSERVATIONS |
| | | | | 64 | 8:44 | P | NO SIGNIFICANT CLINICAL OBSERVATIONS |
| | | | | 64 | 10:16 | P | NO SIGNIFICANT CLINICAL OBSERVATIONS |
| | | | | 65 | 8:51 | P | NO SIGNIFICANT CLINICAL OBSERVATIONS |
| | | | | 65 | 10:57 | P | NO SIGNIFICANT CLINICAL OBSERVATIONS |
| | | | | 66 | 8:25 | P | NO SIGNIFICANT CLINICAL OBSERVATIONS |
| | | | | 66 | 9:52 | P | NO SIGNIFICANT CLINICAL OBSERVATIONS |
| | | | | 67 | 7:35 | P | NO SIGNIFICANT CLINICAL OBSERVATIONS |
| | | | | 67 | 9:20 | P | NO SIGNIFICANT CLINICAL OBSERVATIONS |

GRADE CODE: 1 - SLIGHT 2 - MODERATE 3 - SEVERE P - PRESENT

STUDY DAYS: 0 THROUGH 89

| ANIMAL | SEX | GROUP | CATEGORY | STUDY DAY | TIME | GRADE | OBSERVATIONS |
|---|---|---|---|---|---|---|---|
| 10515 | F | 25 MG/KG/DAY | NORMAL | 70 | 8:21 | P | NO SIGNIFICANT CLINICAL OBSERVATIONS |
| | | | | 70 | 10:51 | P | NO SIGNIFICANT CLINICAL OBSERVATIONS |
| | | | | 71 | 8:19 | P | NO SIGNIFICANT CLINICAL OBSERVATIONS |
| | | | | 71 | 9:51 | P | NO SIGNIFICANT CLINICAL OBSERVATIONS |
| | | | | 72 | 7:33 | P | NO SIGNIFICANT CLINICAL OBSERVATIONS |
| | | | | 72 | 9:06 | P | NO SIGNIFICANT CLINICAL OBSERVATIONS |
| | | | | 73 | 7:33 | P | NO SIGNIFICANT CLINICAL OBSERVATIONS |
| | | | | 73 | 9:16 | P | NO SIGNIFICANT CLINICAL OBSERVATIONS |
| | | | | 74 | 7:20 | P | NO SIGNIFICANT CLINICAL OBSERVATIONS |
| | | | | 74 | 9:29 | P | NO SIGNIFICANT CLINICAL OBSERVATIONS |
| | | | | 77 | 8:35 | P | NO SIGNIFICANT CLINICAL OBSERVATIONS |
| | | | | 77 | 11:39 | P | NO SIGNIFICANT CLINICAL OBSERVATIONS |
| | | | | 78 | 9:43 | P | NO SIGNIFICANT CLINICAL OBSERVATIONS |
| | | | | 78 | 11:35 | P | NO SIGNIFICANT CLINICAL OBSERVATIONS |
| | | | | 79 | 7:25 | P | NO SIGNIFICANT CLINICAL OBSERVATIONS |
| | | | | 79 | 9:01 | P | NO SIGNIFICANT CLINICAL OBSERVATIONS |
| | | | | 80 | 8:57 | P | NO SIGNIFICANT CLINICAL OBSERVATIONS |
| | | | | 80 | 10:41 | P | NO SIGNIFICANT CLINICAL OBSERVATIONS |
| | | | | 81 | 7:37 | P | NO SIGNIFICANT CLINICAL OBSERVATIONS |
| | | | | 81 | 9:28 | P | NO SIGNIFICANT CLINICAL OBSERVATIONS |
| | | | | 85 | 7:43 | P | NO SIGNIFICANT CLINICAL OBSERVATIONS |
| | | | | 85 | 9:45 | P | NO SIGNIFICANT CLINICAL OBSERVATIONS |
| | | | | 86 | 7:31 | P | NO SIGNIFICANT CLINICAL OBSERVATIONS |
| | | | | 86 | 9:29 | P | NO SIGNIFICANT CLINICAL OBSERVATIONS |
| | | | | 87 | 8:50 | P | NO SIGNIFICANT CLINICAL OBSERVATIONS |
| | | | | 87 | 10:42 | P | NO SIGNIFICANT CLINICAL OBSERVATIONS |
| | | | | 88 | 6:54 | P | NO SIGNIFICANT CLINICAL OBSERVATIONS |
| | | | | 88 | 9:17 | P | NO SIGNIFICANT CLINICAL OBSERVATIONS |
| | | | | 89 | 6:25 | P | NO SIGNIFICANT CLINICAL OBSERVATIONS |

GRADE CODE: 1 - SLIGHT 2 - MODERATE 3 - SEVERE P - PRESENT

TABLE A3 (DOSING DAY OBSERVATIONS)
A 90-DAY DERMAL STUDY UTILIZING CLARIFIED OILS IN RATS
INDIVIDUAL CLINICAL OBSERVATIONS



STUDY DAYS: 0 THROUGH 89

| ANIMAL | SEX | GROUP | CATEGORY | STUDY DAY | TIME | GRADE | OBSERVATIONS |
|---|---|---|---|---|---|---|---|
| 10515 | F | 25 MG/KG/DAY | NORMAL | 89 | 7:49 | P | NO SIGNIFICANT CLINICAL OBSERVATIONS |
| 10484 | F | 50 MG/KG/DAY | NORMAL | 0 | 10:37 | P | NO SIGNIFICANT CLINICAL OBSERVATIONS |
| | | | | 0 | 12:55 | P | NO SIGNIFICANT CLINICAL OBSERVATIONS |
| | | | | 1 | 7:54 | P | NO SIGNIFICANT CLINICAL OBSERVATIONS |
| | | | | 1 | 9:40 | P | NO SIGNIFICANT CLINICAL OBSERVATIONS |
| | | | | 2 | 9:25 | P | NO SIGNIFICANT CLINICAL OBSERVATIONS |
| | | | | 2 | 11:21 | P | NO SIGNIFICANT CLINICAL OBSERVATIONS |
| | | | | 3 | 9:26 | P | NO SIGNIFICANT CLINICAL OBSERVATIONS |
| | | | | 3 | 11:24 | P | NO SIGNIFICANT CLINICAL OBSERVATIONS |
| | | | | 4 | 7:07 | P | NO SIGNIFICANT CLINICAL OBSERVATIONS |
| | | | | 4 | 8:59 | P | NO SIGNIFICANT CLINICAL OBSERVATIONS |
| | | | | 7 | 9:55 | P | NO SIGNIFICANT CLINICAL OBSERVATIONS |
| | | | | 7 | 11:49 | P | NO SIGNIFICANT CLINICAL OBSERVATIONS |
| | | | | 8 | 8:49 | P | NO SIGNIFICANT CLINICAL OBSERVATIONS |
| | | | | 8 | 10:44 | P | NO SIGNIFICANT CLINICAL OBSERVATIONS |
| | | | | 9 | 9:47 | P | NO SIGNIFICANT CLINICAL OBSERVATIONS |
| | | | | 9 | 11:29 | P | NO SIGNIFICANT CLINICAL OBSERVATIONS |
| | | | | 10 | 8:53 | P | NO SIGNIFICANT CLINICAL OBSERVATIONS |
| | | | | 10 | 10:23 | P | NO SIGNIFICANT CLINICAL OBSERVATIONS |
| | | | | 11 | 7:10 | P | NO SIGNIFICANT CLINICAL OBSERVATIONS |
| | | | | 11 | 9:26 | P | NO SIGNIFICANT CLINICAL OBSERVATIONS |
| | | | | 14 | 9:40 | P | NO SIGNIFICANT CLINICAL OBSERVATIONS |
| | | | | 14 | 12:15 | P | NO SIGNIFICANT CLINICAL OBSERVATIONS |
| | | | | 15 | 9:09 | P | NO SIGNIFICANT CLINICAL OBSERVATIONS |
| | | | | 15 | 10:47 | P | NO SIGNIFICANT CLINICAL OBSERVATIONS |
| | | | | 16 | 8:44 | P | NO SIGNIFICANT CLINICAL OBSERVATIONS |
| | | | | 16 | 10:20 | P | NO SIGNIFICANT CLINICAL OBSERVATIONS |
| | | | | 17 | 8:54 | P | NO SIGNIFICANT CLINICAL OBSERVATIONS |
| | | | | 17 | 10:33 | P | NO SIGNIFICANT CLINICAL OBSERVATIONS |

GRADE CODE: 1 - SLIGHT 2 - MODERATE 3 - SEVERE P - PRESENT

TABLE A3 (DOSING DAY OBSERVATIONS)
A 90-DAY DERMAL STUDY UTILIZING CLARIFIED OILS IN RATS
INDIVIDUAL CLINICAL OBSERVATIONS



STUDY DAYS: 0 THROUGH 89

| ANIMAL | SEX | GROUP | CATEGORY | STUDY DAY | TIME | GRADE | OBSERVATIONS |
|---|---|---|---|---|---|---|---|
| 10484 | F | 50 MG/KG/DAY | NORMAL | 18 | 7:01 | P | NO SIGNIFICANT CLINICAL OBSERVATIONS |
| | | | | 18 | 9:05 | P | NO SIGNIFICANT CLINICAL OBSERVATIONS |
| | | | | 21 | 9:34 | P | NO SIGNIFICANT CLINICAL OBSERVATIONS |
| | | | | 21 | 11:39 | P | NO SIGNIFICANT CLINICAL OBSERVATIONS |
| | | | | 22 | 7:45 | P | NO SIGNIFICANT CLINICAL OBSERVATIONS |
| | | | | 22 | 9:43 | P | NO SIGNIFICANT CLINICAL OBSERVATIONS |
| | | | | 23 | 7:32 | P | NO SIGNIFICANT CLINICAL OBSERVATIONS |
| | | | | 23 | 9:23 | P | NO SIGNIFICANT CLINICAL OBSERVATIONS |
| | | | | 24 | 8:13 | P | NO SIGNIFICANT CLINICAL OBSERVATIONS |
| | | | | 24 | 9:34 | P | NO SIGNIFICANT CLINICAL OBSERVATIONS |
| | | | | 25 | 7:25 | P | NO SIGNIFICANT CLINICAL OBSERVATIONS |
| | | | | 25 | 9:31 | P | NO SIGNIFICANT CLINICAL OBSERVATIONS |
| | | | | 28 | 9:28 | P | NO SIGNIFICANT CLINICAL OBSERVATIONS |
| | | | | 28 | 11:50 | P | NO SIGNIFICANT CLINICAL OBSERVATIONS |
| | | | | 29 | 7:49 | P | NO SIGNIFICANT CLINICAL OBSERVATIONS |
| | | | | 29 | 9:50 | P | NO SIGNIFICANT CLINICAL OBSERVATIONS |
| | | | | 30 | 7:41 | P | NO SIGNIFICANT CLINICAL OBSERVATIONS |
| | | | | 30 | 9:30 | P | NO SIGNIFICANT CLINICAL OBSERVATIONS |
| | | | | 31 | 7:55 | P | NO SIGNIFICANT CLINICAL OBSERVATIONS |
| | | | | 31 | 9:15 | P | NO SIGNIFICANT CLINICAL OBSERVATIONS |
| | | | | 32 | 7:35 | P | NO SIGNIFICANT CLINICAL OBSERVATIONS |
| | | | | 32 | 10:00 | P | NO SIGNIFICANT CLINICAL OBSERVATIONS |
| | | | | 35 | 9:20 | P | NO SIGNIFICANT CLINICAL OBSERVATIONS |
| | | | | 35 | 11:17 | P | NO SIGNIFICANT CLINICAL OBSERVATIONS |
| | | | | 36 | 8:47 | P | NO SIGNIFICANT CLINICAL OBSERVATIONS |
| | | | | 36 | 10:21 | P | NO SIGNIFICANT CLINICAL OBSERVATIONS |
| | | | | 37 | 8:34 | P | NO SIGNIFICANT CLINICAL OBSERVATIONS |
| | | | | 37 | 10:12 | P | NO SIGNIFICANT CLINICAL OBSERVATIONS |
| | | | | 38 | 8:30 | P | NO SIGNIFICANT CLINICAL OBSERVATIONS |

GRADE CODE: 1 - SLIGHT 2 - MODERATE 3 - SEVERE P - PRESENT

STUDY DAYS: 0 THROUGH 89

| ANIMAL | SEX | GROUP | CATEGORY | STUDY DAY | TIME | GRADE | OBSERVATIONS |
|---|---|---|---|---|---|---|---|
| 10484 | F | 50 MG/KG/DAY | NORMAL | 38 | 10:13 | P | NO SIGNIFICANT CLINICAL OBSERVATIONS |
| | | | | 39 | 7:20 | P | NO SIGNIFICANT CLINICAL OBSERVATIONS |
| | | | | 39 | 9:21 | P | NO SIGNIFICANT CLINICAL OBSERVATIONS |
| | | | | 42 | 11:17 | P | NO SIGNIFICANT CLINICAL OBSERVATIONS |
| | | | | 43 | 8:36 | P | NO SIGNIFICANT CLINICAL OBSERVATIONS |
| | | | | 43 | 10:23 | P | NO SIGNIFICANT CLINICAL OBSERVATIONS |
| | | | | 44 | 8:07 | P | NO SIGNIFICANT CLINICAL OBSERVATIONS |
| | | | | 44 | 9:53 | P | NO SIGNIFICANT CLINICAL OBSERVATIONS |
| | | | | 45 | 8:33 | P | NO SIGNIFICANT CLINICAL OBSERVATIONS |
| | | | | 45 | 10:01 | P | NO SIGNIFICANT CLINICAL OBSERVATIONS |
| | | | | 46 | 7:01 | P | NO SIGNIFICANT CLINICAL OBSERVATIONS |
| | | | | 46 | 8:59 | P | NO SIGNIFICANT CLINICAL OBSERVATIONS |
| | | | | 49 | 9:42 | P | NO SIGNIFICANT CLINICAL OBSERVATIONS |
| | | | | 49 | 12:12 | P | NO SIGNIFICANT CLINICAL OBSERVATIONS |
| | | | | 50 | 8:42 | P | NO SIGNIFICANT CLINICAL OBSERVATIONS |
| | | | | 50 | 10:54 | P | NO SIGNIFICANT CLINICAL OBSERVATIONS |
| | | | | 51 | 8:05 | P | NO SIGNIFICANT CLINICAL OBSERVATIONS |
| | | | | 51 | 10:00 | P | NO SIGNIFICANT CLINICAL OBSERVATIONS |
| | | | | 52 | 9:23 | P | NO SIGNIFICANT CLINICAL OBSERVATIONS |
| | | | | 52 | 11:39 | P | NO SIGNIFICANT CLINICAL OBSERVATIONS |
| | | | | 53 | 7:07 | P | NO SIGNIFICANT CLINICAL OBSERVATIONS |
| | | | | 53 | 9:14 | P | NO SIGNIFICANT CLINICAL OBSERVATIONS |
| | | | | 56 | 9:11 | P | NO SIGNIFICANT CLINICAL OBSERVATIONS |
| | | | | 56 | 11:11 | P | NO SIGNIFICANT CLINICAL OBSERVATIONS |
| | | | | 57 | 9:12 | P | NO SIGNIFICANT CLINICAL OBSERVATIONS |
| | | | | 57 | 10:41 | P | NO SIGNIFICANT CLINICAL OBSERVATIONS |
| | | | | 58 | 7:48 | P | NO SIGNIFICANT CLINICAL OBSERVATIONS |
| | | | | 58 | 9:33 | P | NO SIGNIFICANT CLINICAL OBSERVATIONS |
| | | | | 59 | 7:29 | P | NO SIGNIFICANT CLINICAL OBSERVATIONS |

GRADE CODE: 1 - SLIGHT 2 - MODERATE 3 - SEVERE P - PRESENT

STUDY DAYS: 0 THROUGH 89

| ANIMAL | SEX | GROUP | CATEGORY | STUDY DAY | TIME | GRADE | OBSERVATIONS |
|---|---|---|---|---|---|---|---|
| 10484 | F | 50 MG/KG/DAY | NORMAL | 59 | 9:09 | P | NO SIGNIFICANT CLINICAL OBSERVATIONS |
| | | | | 60 | 7:46 | P | NO SIGNIFICANT CLINICAL OBSERVATIONS |
| | | | | 60 | 9:49 | P | NO SIGNIFICANT CLINICAL OBSERVATIONS |
| | | | | 63 | 12:08 | P | NO SIGNIFICANT CLINICAL OBSERVATIONS |
| | | | | 63 | 14:32 | P | NO SIGNIFICANT CLINICAL OBSERVATIONS |
| | | | | 64 | 8:48 | P | NO SIGNIFICANT CLINICAL OBSERVATIONS |
| | | | | 64 | 10:18 | P | NO SIGNIFICANT CLINICAL OBSERVATIONS |
| | | | | 65 | 8:54 | P | NO SIGNIFICANT CLINICAL OBSERVATIONS |
| | | | | 65 | 10:59 | P | NO SIGNIFICANT CLINICAL OBSERVATIONS |
| | | | | 66 | 8:27 | P | NO SIGNIFICANT CLINICAL OBSERVATIONS |
| | | | | 66 | 9:54 | P | NO SIGNIFICANT CLINICAL OBSERVATIONS |
| | | | | 67 | 7:36 | P | NO SIGNIFICANT CLINICAL OBSERVATIONS |
| | | | | 67 | 9:22 | P | NO SIGNIFICANT CLINICAL OBSERVATIONS |
| | | | | 70 | 10:52 | P | NO SIGNIFICANT CLINICAL OBSERVATIONS |
| | | | | 71 | 8:22 | P | NO SIGNIFICANT CLINICAL OBSERVATIONS |
| | | | | 72 | 7:35 | P | NO SIGNIFICANT CLINICAL OBSERVATIONS |
| | | | | 72 | 9:09 | P | NO SIGNIFICANT CLINICAL OBSERVATIONS |
| | | | | 73 | 7:36 | P | NO SIGNIFICANT CLINICAL OBSERVATIONS |
| | | | | 73 | 9:19 | P | NO SIGNIFICANT CLINICAL OBSERVATIONS |
| | | | | 74 | 7:21 | P | NO SIGNIFICANT CLINICAL OBSERVATIONS |
| | | | | 74 | 9:34 | P | NO SIGNIFICANT CLINICAL OBSERVATIONS |
| | | | | 79 | 7:26 | P | NO SIGNIFICANT CLINICAL OBSERVATIONS |
| | | | | 79 | 9:03 | P | NO SIGNIFICANT CLINICAL OBSERVATIONS |
| | | | | 81 | 7:38 | P | NO SIGNIFICANT CLINICAL OBSERVATIONS |
| | | | | 81 | 9:30 | P | NO SIGNIFICANT CLINICAL OBSERVATIONS |
| | | | | 87 | 8:51 | P | NO SIGNIFICANT CLINICAL OBSERVATIONS |
| | | | | 87 | 10:44 | P | NO SIGNIFICANT CLINICAL OBSERVATIONS |
| | | | | 88 | 6:56 | P | NO SIGNIFICANT CLINICAL OBSERVATIONS |
| | | | | 88 | 9:17 | P | NO SIGNIFICANT CLINICAL OBSERVATIONS |

GRADE CODE: 1 - SLIGHT 2 - MODERATE 3 - SEVERE P - PRESENT

STUDY DAYS: 0 THROUGH 89

| ANIMAL | SEX | GROUP | CATEGORY | STUDY DAY | TIME | GRADE | OBSERVATIONS |
|---|---|---|---|---|---|---|---|
| 10484 | F | 50 MG/KG/DAY | SPECIAL | 70 | 8:21 | P | REDDENED LEFT EAR |
| | | | | 70 | 8:22 | P | REDDENED RIGHT EAR |
| | | | | 71 | 9:54 | P | REDDENED RIGHT EAR |
| | | | | 77 | 8:38 | P | REDDENED LEFT EAR |
| | | | | 77 | 8:38 | P | SWOLLEN LEFT EAR |
| | | | | 77 | 11:41 | P | REDDENED LEFT EAR |
| | | | | 77 | 11:41 | P | SWOLLEN LEFT EAR |
| | | | | 78 | 9:44 | P | REDDENED LEFT EAR |
| | | | | 78 | 9:44 | P | REDDENED RIGHT EAR |
| | | | | 78 | 9:44 | P | SWOLLEN LEFT EAR |
| | | | | 78 | 9:44 | P | SWOLLEN RIGHT EAR |
| | | | | 78 | 11:37 | P | REDDENED LEFT EAR |
| | | | | 78 | 11:37 | P | REDDENED RIGHT EAR |
| | | | | 78 | 11:37 | P | SWOLLEN LEFT EAR |
| | | | | 78 | 11:37 | P | SWOLLEN RIGHT EAR |
| | | | | 80 | 8:59 | P | REDDENED LEFT EAR |
| | | | | 80 | 8:59 | P | REDDENED RIGHT EAR |
| | | | | 80 | 8:59 | P | SWOLLEN LEFT EAR |
| | | | | 80 | 8:59 | P | SWOLLEN RIGHT EAR |
| | | | | 80 | 10:42 | P | REDDENED LEFT EAR |
| | | | | 80 | 10:42 | P | REDDENED RIGHT EAR |
| | | | | 80 | 10:42 | P | SWOLLEN LEFT EAR |
| | | | | 80 | 10:42 | P | SWOLLEN RIGHT EAR |
| | | | | 84 | 9:07 | P | REDDENED LEFT EAR |
| | | | | 84 | 9:07 | P | REDDENED RIGHT EAR |
| | | | | 84 | 9:07 | P | SWOLLEN RIGHT EAR |
| | | | | 84 | 9:07 | P | SWOLLEN LEFT EAR |
| | | | | 84 | 10:56 | P | REDDENED LEFT EAR |
| | | | | 84 | 10:56 | P | REDDENED RIGHT EAR |

GRADE CODE: 1 - SLIGHT 2 - MODERATE 3 - SEVERE P - PRESENT

STUDY DAYS: 0 THROUGH 89

| ANIMAL | SEX | GROUP | CATEGORY | STUDY DAY | TIME | GRADE | OBSERVATIONS |
|---|---|---|---|---|---|---|---|
| 10484 | F | 50 MG/KG/DAY | SPECIAL | 84 | 10:56 | P | SWOLLEN LEFT EAR |
| | | | | 84 | 10:56 | P | SWOLLEN RIGHT EAR |
| | | | | 85 | 7:45 | P | REDDENED LEFT EAR |
| | | | | 85 | 7:45 | P | REDDENED RIGHT EAR |
| | | | | 85 | 7:45 | P | SWOLLEN LEFT EAR |
| | | | | 85 | 7:45 | P | SWOLLEN RIGHT EAR |
| | | | | 85 | 9:46 | P | REDDENED LEFT EAR |
| | | | | 85 | 9:46 | P | REDDENED RIGHT EAR |
| | | | | 85 | 9:46 | P | SWOLLEN LEFT EAR |
| | | | | 85 | 9:46 | P | SWOLLEN RIGHT EAR |
| | | | | 86 | 7:32 | P | REDDENED LEFT EAR |
| | | | | 86 | 7:32 | P | REDDENED RIGHT EAR |
| | | | | 86 | 7:32 | P | SWOLLEN LEFT EAR |
| | | | | 86 | 7:32 | P | SWOLLEN RIGHT EAR |
| | | | | 86 | 9:30 | P | REDDENED LEFT EAR |
| | | | | 86 | 9:30 | P | REDDENED RIGHT EAR |
| | | | | 86 | 9:30 | P | SWOLLEN LEFT EAR |
| | | | | 86 | 9:30 | P | SWOLLEN RIGHT EAR |
| 10503 | F | 50 MG/KG/DAY | NORMAL | 0 | 10:38 | P | NO SIGNIFICANT CLINICAL OBSERVATIONS |
| | | | | 0 | 12:55 | P | NO SIGNIFICANT CLINICAL OBSERVATIONS |
| | | | | 1 | 7:54 | P | NO SIGNIFICANT CLINICAL OBSERVATIONS |
| | | | | 1 | 9:41 | P | NO SIGNIFICANT CLINICAL OBSERVATIONS |
| | | | | 2 | 9:25 | P | NO SIGNIFICANT CLINICAL OBSERVATIONS |
| | | | | 2 | 11:22 | P | NO SIGNIFICANT CLINICAL OBSERVATIONS |
| | | | | 3 | 9:26 | P | NO SIGNIFICANT CLINICAL OBSERVATIONS |
| | | | | 3 | 11:24 | P | NO SIGNIFICANT CLINICAL OBSERVATIONS |
| | | | | 4 | 7:07 | P | NO SIGNIFICANT CLINICAL OBSERVATIONS |
| | | | | 4 | 8:59 | P | NO SIGNIFICANT CLINICAL OBSERVATIONS |
| | | | | 7 | 9:55 | P | NO SIGNIFICANT CLINICAL OBSERVATIONS |

GRADE CODE: 1 - SLIGHT 2 - MODERATE 3 - SEVERE P - PRESENT

TABLE A3 (DOSING DAY OBSERVATIONS)
A 90-DAY DERMAL STUDY UTILIZING CLARIFIED OILS IN RATS
INDIVIDUAL CLINICAL OBSERVATIONS



STUDY DAYS: 0 THROUGH 89

| ANIMAL | SEX | GROUP | CATEGORY | STUDY DAY | TIME | GRADE | OBSERVATIONS |
|---|---|---|---|---|---|---|---|
| 10503 | F | 50 MG/KG/DAY | NORMAL | 7 | 11:49 | P | NO SIGNIFICANT CLINICAL OBSERVATIONS |
| | | | | 8 | 8:49 | P | NO SIGNIFICANT CLINICAL OBSERVATIONS |
| | | | | 8 | 10:44 | P | NO SIGNIFICANT CLINICAL OBSERVATIONS |
| | | | | 9 | 9:47 | P | NO SIGNIFICANT CLINICAL OBSERVATIONS |
| | | | | 9 | 11:29 | P | NO SIGNIFICANT CLINICAL OBSERVATIONS |
| | | | | 10 | 8:54 | P | NO SIGNIFICANT CLINICAL OBSERVATIONS |
| | | | | 10 | 10:23 | P | NO SIGNIFICANT CLINICAL OBSERVATIONS |
| | | | | 11 | 7:11 | P | NO SIGNIFICANT CLINICAL OBSERVATIONS |
| | | | | 11 | 9:26 | P | NO SIGNIFICANT CLINICAL OBSERVATIONS |
| | | | | 14 | 9:40 | P | NO SIGNIFICANT CLINICAL OBSERVATIONS |
| | | | | 14 | 12:15 | P | NO SIGNIFICANT CLINICAL OBSERVATIONS |
| | | | | 15 | 9:09 | P | NO SIGNIFICANT CLINICAL OBSERVATIONS |
| | | | | 15 | 10:47 | P | NO SIGNIFICANT CLINICAL OBSERVATIONS |
| | | | | 16 | 8:45 | P | NO SIGNIFICANT CLINICAL OBSERVATIONS |
| | | | | 16 | 10:20 | P | NO SIGNIFICANT CLINICAL OBSERVATIONS |
| | | | | 17 | 8:54 | P | NO SIGNIFICANT CLINICAL OBSERVATIONS |
| | | | | 17 | 10:33 | P | NO SIGNIFICANT CLINICAL OBSERVATIONS |
| | | | | 18 | 7:02 | P | NO SIGNIFICANT CLINICAL OBSERVATIONS |
| | | | | 18 | 9:05 | P | NO SIGNIFICANT CLINICAL OBSERVATIONS |
| | | | | 21 | 9:34 | P | NO SIGNIFICANT CLINICAL OBSERVATIONS |
| | | | | 21 | 11:40 | P | NO SIGNIFICANT CLINICAL OBSERVATIONS |
| | | | | 22 | 7:45 | P | NO SIGNIFICANT CLINICAL OBSERVATIONS |
| | | | | 22 | 9:43 | P | NO SIGNIFICANT CLINICAL OBSERVATIONS |
| | | | | 23 | 7:32 | P | NO SIGNIFICANT CLINICAL OBSERVATIONS |
| | | | | 23 | 9:23 | P | NO SIGNIFICANT CLINICAL OBSERVATIONS |
| | | | | 24 | 8:13 | P | NO SIGNIFICANT CLINICAL OBSERVATIONS |
| | | | | 24 | 9:34 | P | NO SIGNIFICANT CLINICAL OBSERVATIONS |
| | | | | 25 | 7:25 | P | NO SIGNIFICANT CLINICAL OBSERVATIONS |
| | | | | 25 | 9:31 | P | NO SIGNIFICANT CLINICAL OBSERVATIONS |

GRADE CODE: 1 - SLIGHT 2 - MODERATE 3 - SEVERE P - PRESENT

STUDY DAYS: 0 THROUGH 89

| ANIMAL | SEX | GROUP | CATEGORY | STUDY DAY | TIME | GRADE | OBSERVATIONS |
|---|---|---|---|---|---|---|---|
| 10503 | F | 50 MG/KG/DAY | NORMAL | 28 | 9:28 | P | NO SIGNIFICANT CLINICAL OBSERVATIONS |
| | | | | 28 | 11:50 | P | NO SIGNIFICANT CLINICAL OBSERVATIONS |
| | | | | 29 | 7:49 | P | NO SIGNIFICANT CLINICAL OBSERVATIONS |
| | | | | 29 | 9:50 | P | NO SIGNIFICANT CLINICAL OBSERVATIONS |
| | | | | 30 | 7:41 | P | NO SIGNIFICANT CLINICAL OBSERVATIONS |
| | | | | 30 | 9:30 | P | NO SIGNIFICANT CLINICAL OBSERVATIONS |
| | | | | 31 | 7:55 | P | NO SIGNIFICANT CLINICAL OBSERVATIONS |
| | | | | 31 | 9:15 | P | NO SIGNIFICANT CLINICAL OBSERVATIONS |
| | | | | 32 | 7:35 | P | NO SIGNIFICANT CLINICAL OBSERVATIONS |
| | | | | 32 | 10:00 | P | NO SIGNIFICANT CLINICAL OBSERVATIONS |
| | | | | 35 | 9:20 | P | NO SIGNIFICANT CLINICAL OBSERVATIONS |
| | | | | 35 | 11:17 | P | NO SIGNIFICANT CLINICAL OBSERVATIONS |
| | | | | 36 | 8:47 | P | NO SIGNIFICANT CLINICAL OBSERVATIONS |
| | | | | 36 | 10:21 | P | NO SIGNIFICANT CLINICAL OBSERVATIONS |
| | | | | 37 | 8:34 | P | NO SIGNIFICANT CLINICAL OBSERVATIONS |
| | | | | 37 | 10:12 | P | NO SIGNIFICANT CLINICAL OBSERVATIONS |
| | | | | 38 | 8:30 | P | NO SIGNIFICANT CLINICAL OBSERVATIONS |
| | | | | 38 | 10:13 | P | NO SIGNIFICANT CLINICAL OBSERVATIONS |
| | | | | 39 | 7:20 | P | NO SIGNIFICANT CLINICAL OBSERVATIONS |
| | | | | 39 | 9:21 | P | NO SIGNIFICANT CLINICAL OBSERVATIONS |
| | | | | 42 | 11:17 | P | NO SIGNIFICANT CLINICAL OBSERVATIONS |
| | | | | 43 | 8:37 | P | NO SIGNIFICANT CLINICAL OBSERVATIONS |
| | | | | 43 | 10:23 | P | NO SIGNIFICANT CLINICAL OBSERVATIONS |
| | | | | 44 | 8:07 | P | NO SIGNIFICANT CLINICAL OBSERVATIONS |
| | | | | 44 | 9:55 | P | NO SIGNIFICANT CLINICAL OBSERVATIONS |
| | | | | 45 | 8:33 | P | NO SIGNIFICANT CLINICAL OBSERVATIONS |
| | | | | 45 | 10:01 | P | NO SIGNIFICANT CLINICAL OBSERVATIONS |
| | | | | 46 | 7:01 | P | NO SIGNIFICANT CLINICAL OBSERVATIONS |
| | | | | 46 | 8:59 | P | NO SIGNIFICANT CLINICAL OBSERVATIONS |

GRADE CODE: 1 - SLIGHT 2 - MODERATE 3 - SEVERE P - PRESENT

STUDY DAYS: 0 THROUGH 89

| ANIMAL | SEX | GROUP | CATEGORY | STUDY DAY | TIME | GRADE | OBSERVATIONS |
|---|---|---|---|---|---|---|---|
| 10503 | F | 50 MG/KG/DAY | NORMAL | 49 | 9:43 | P | NO SIGNIFICANT CLINICAL OBSERVATIONS |
| | | | | 49 | 12:12 | P | NO SIGNIFICANT CLINICAL OBSERVATIONS |
| | | | | 50 | 8:42 | P | NO SIGNIFICANT CLINICAL OBSERVATIONS |
| | | | | 50 | 10:54 | P | NO SIGNIFICANT CLINICAL OBSERVATIONS |
| | | | | 51 | 8:05 | P | NO SIGNIFICANT CLINICAL OBSERVATIONS |
| | | | | 51 | 10:00 | P | NO SIGNIFICANT CLINICAL OBSERVATIONS |
| | | | | 52 | 9:23 | P | NO SIGNIFICANT CLINICAL OBSERVATIONS |
| | | | | 52 | 11:39 | P | NO SIGNIFICANT CLINICAL OBSERVATIONS |
| | | | | 53 | 7:07 | P | NO SIGNIFICANT CLINICAL OBSERVATIONS |
| | | | | 53 | 9:14 | P | NO SIGNIFICANT CLINICAL OBSERVATIONS |
| | | | | 56 | 9:11 | P | NO SIGNIFICANT CLINICAL OBSERVATIONS |
| | | | | 56 | 11:11 | P | NO SIGNIFICANT CLINICAL OBSERVATIONS |
| | | | | 57 | 9:12 | P | NO SIGNIFICANT CLINICAL OBSERVATIONS |
| | | | | 57 | 10:41 | P | NO SIGNIFICANT CLINICAL OBSERVATIONS |
| | | | | 58 | 7:48 | P | NO SIGNIFICANT CLINICAL OBSERVATIONS |
| | | | | 58 | 9:34 | P | NO SIGNIFICANT CLINICAL OBSERVATIONS |
| | | | | 59 | 7:29 | P | NO SIGNIFICANT CLINICAL OBSERVATIONS |
| | | | | 59 | 9:09 | P | NO SIGNIFICANT CLINICAL OBSERVATIONS |
| | | | | 60 | 7:47 | P | NO SIGNIFICANT CLINICAL OBSERVATIONS |
| | | | | 60 | 9:49 | P | NO SIGNIFICANT CLINICAL OBSERVATIONS |
| | | | | 63 | 12:08 | P | NO SIGNIFICANT CLINICAL OBSERVATIONS |
| | | | | 63 | 14:32 | P | NO SIGNIFICANT CLINICAL OBSERVATIONS |
| | | | | 64 | 8:48 | P | NO SIGNIFICANT CLINICAL OBSERVATIONS |
| | | | | 64 | 10:18 | P | NO SIGNIFICANT CLINICAL OBSERVATIONS |
| | | | | 65 | 8:54 | P | NO SIGNIFICANT CLINICAL OBSERVATIONS |
| | | | | 65 | 10:59 | P | NO SIGNIFICANT CLINICAL OBSERVATIONS |
| | | | | 66 | 8:28 | P | NO SIGNIFICANT CLINICAL OBSERVATIONS |
| | | | | 66 | 9:54 | P | NO SIGNIFICANT CLINICAL OBSERVATIONS |
| | | | | 67 | 7:37 | P | NO SIGNIFICANT CLINICAL OBSERVATIONS |

GRADE CODE: 1 - SLIGHT 2 - MODERATE 3 - SEVERE P - PRESENT

STUDY DAYS: 0 THROUGH 89

| ANIMAL | SEX | GROUP | CATEGORY | STUDY DAY | TIME | GRADE | OBSERVATIONS |
|---|---|---|---|---|---|---|---|
| 10503 | F | 50 MG/KG/DAY | NORMAL | 67 | 9:22 | P | NO SIGNIFICANT CLINICAL OBSERVATIONS |
| | | | | 70 | 8:22 | P | NO SIGNIFICANT CLINICAL OBSERVATIONS |
| | | | | 70 | 10:53 | P | NO SIGNIFICANT CLINICAL OBSERVATIONS |
| | | | | 71 | 8:23 | P | NO SIGNIFICANT CLINICAL OBSERVATIONS |
| | | | | 71 | 9:54 | P | NO SIGNIFICANT CLINICAL OBSERVATIONS |
| | | | | 72 | 7:35 | P | NO SIGNIFICANT CLINICAL OBSERVATIONS |
| | | | | 72 | 9:09 | P | NO SIGNIFICANT CLINICAL OBSERVATIONS |
| | | | | 73 | 7:36 | P | NO SIGNIFICANT CLINICAL OBSERVATIONS |
| | | | | 73 | 9:19 | P | NO SIGNIFICANT CLINICAL OBSERVATIONS |
| | | | | 74 | 7:21 | P | NO SIGNIFICANT CLINICAL OBSERVATIONS |
| | | | | 74 | 9:34 | P | NO SIGNIFICANT CLINICAL OBSERVATIONS |
| | | | | 77 | 8:39 | P | NO SIGNIFICANT CLINICAL OBSERVATIONS |
| | | | | 77 | 11:41 | P | NO SIGNIFICANT CLINICAL OBSERVATIONS |
| | | | | 78 | 9:44 | P | NO SIGNIFICANT CLINICAL OBSERVATIONS |
| | | | | 78 | 11:37 | P | NO SIGNIFICANT CLINICAL OBSERVATIONS |
| | | | | 79 | 7:27 | P | NO SIGNIFICANT CLINICAL OBSERVATIONS |
| | | | | 79 | 9:03 | P | NO SIGNIFICANT CLINICAL OBSERVATIONS |
| | | | | 80 | 8:59 | P | NO SIGNIFICANT CLINICAL OBSERVATIONS |
| | | | | 80 | 10:42 | P | NO SIGNIFICANT CLINICAL OBSERVATIONS |
| | | | | 81 | 7:38 | P | NO SIGNIFICANT CLINICAL OBSERVATIONS |
| | | | | 81 | 9:30 | P | NO SIGNIFICANT CLINICAL OBSERVATIONS |
| | | | | 84 | 9:07 | P | NO SIGNIFICANT CLINICAL OBSERVATIONS |
| | | | | 84 | 10:56 | P | NO SIGNIFICANT CLINICAL OBSERVATIONS |
| | | | | 85 | 7:45 | P | NO SIGNIFICANT CLINICAL OBSERVATIONS |
| | | | | 85 | 9:46 | P | NO SIGNIFICANT CLINICAL OBSERVATIONS |
| | | | | 86 | 7:32 | P | NO SIGNIFICANT CLINICAL OBSERVATIONS |
| | | | | 86 | 9:30 | P | NO SIGNIFICANT CLINICAL OBSERVATIONS |
| | | | | 87 | 8:51 | P | NO SIGNIFICANT CLINICAL OBSERVATIONS |
| | | | | 87 | 10:44 | P | NO SIGNIFICANT CLINICAL OBSERVATIONS |

GRADE CODE: 1 - SLIGHT 2 - MODERATE 3 - SEVERE P - PRESENT

STUDY DAYS: 0 THROUGH 89

| ANIMAL | SEX | GROUP | CATEGORY | STUDY DAY | TIME | GRADE | OBSERVATIONS |
|---|---|---|---|---|---|---|---|
| 10503 | F | 50 MG/KG/DAY | NORMAL | 88 | 6:56 | P | NO SIGNIFICANT CLINICAL OBSERVATIONS |
| | | | | 88 | 9:18 | P | NO SIGNIFICANT CLINICAL OBSERVATIONS |
| 10510 | F | 50 MG/KG/DAY | NORMAL | 0 | 10:38 | P | NO SIGNIFICANT CLINICAL OBSERVATIONS |
| | | | | 0 | 12:55 | P | NO SIGNIFICANT CLINICAL OBSERVATIONS |
| | | | | 1 | 7:54 | P | NO SIGNIFICANT CLINICAL OBSERVATIONS |
| | | | | 1 | 9:41 | P | NO SIGNIFICANT CLINICAL OBSERVATIONS |
| | | | | 2 | 9:25 | P | NO SIGNIFICANT CLINICAL OBSERVATIONS |
| | | | | 2 | 11:22 | P | NO SIGNIFICANT CLINICAL OBSERVATIONS |
| | | | | 3 | 9:26 | P | NO SIGNIFICANT CLINICAL OBSERVATIONS |
| | | | | 3 | 11:25 | P | NO SIGNIFICANT CLINICAL OBSERVATIONS |
| | | | | 4 | 7:07 | P | NO SIGNIFICANT CLINICAL OBSERVATIONS |
| | | | | 4 | 8:59 | P | NO SIGNIFICANT CLINICAL OBSERVATIONS |
| | | | | 7 | 9:55 | P | NO SIGNIFICANT CLINICAL OBSERVATIONS |
| | | | | 7 | 11:49 | P | NO SIGNIFICANT CLINICAL OBSERVATIONS |
| | | | | 8 | 8:49 | P | NO SIGNIFICANT CLINICAL OBSERVATIONS |
| | | | | 8 | 10:44 | P | NO SIGNIFICANT CLINICAL OBSERVATIONS |
| | | | | 9 | 9:47 | P | NO SIGNIFICANT CLINICAL OBSERVATIONS |
| | | | | 9 | 11:29 | P | NO SIGNIFICANT CLINICAL OBSERVATIONS |
| | | | | 10 | 8:54 | P | NO SIGNIFICANT CLINICAL OBSERVATIONS |
| | | | | 10 | 10:23 | P | NO SIGNIFICANT CLINICAL OBSERVATIONS |
| | | | | 11 | 7:11 | P | NO SIGNIFICANT CLINICAL OBSERVATIONS |
| | | | | 14 | 9:40 | P | NO SIGNIFICANT CLINICAL OBSERVATIONS |
| | | | | 14 | 12:16 | P | NO SIGNIFICANT CLINICAL OBSERVATIONS |
| | | | | 15 | 9:09 | P | NO SIGNIFICANT CLINICAL OBSERVATIONS |
| | | | | 15 | 10:47 | P | NO SIGNIFICANT CLINICAL OBSERVATIONS |
| | | | | 16 | 8:45 | P | NO SIGNIFICANT CLINICAL OBSERVATIONS |
| | | | | 16 | 10:20 | P | NO SIGNIFICANT CLINICAL OBSERVATIONS |
| | | | | 17 | 8:54 | P | NO SIGNIFICANT CLINICAL OBSERVATIONS |
| | | | | 17 | 10:33 | P | NO SIGNIFICANT CLINICAL OBSERVATIONS |

GRADE CODE: 1 - SLIGHT 2 - MODERATE 3 - SEVERE P - PRESENT

STUDY DAYS: 0 THROUGH 89

| ANIMAL | SEX | GROUP | CATEGORY | STUDY DAY | TIME | GRADE | OBSERVATIONS |
|---|---|---|---|---|---|---|---|
| 10510 | F | 50 MG/KG/DAY | NORMAL | 18 | 7:02 | P | NO SIGNIFICANT CLINICAL OBSERVATIONS |
| | | | | 18 | 9:05 | P | NO SIGNIFICANT CLINICAL OBSERVATIONS |
| | | | | 21 | 9:34 | P | NO SIGNIFICANT CLINICAL OBSERVATIONS |
| | | | | 21 | 11:40 | P | NO SIGNIFICANT CLINICAL OBSERVATIONS |
| | | | | 22 | 7:45 | P | NO SIGNIFICANT CLINICAL OBSERVATIONS |
| | | | | 22 | 9:43 | P | NO SIGNIFICANT CLINICAL OBSERVATIONS |
| | | | | 23 | 7:32 | P | NO SIGNIFICANT CLINICAL OBSERVATIONS |
| | | | | 23 | 9:23 | P | NO SIGNIFICANT CLINICAL OBSERVATIONS |
| | | | | 24 | 8:13 | P | NO SIGNIFICANT CLINICAL OBSERVATIONS |
| | | | | 24 | 9:34 | P | NO SIGNIFICANT CLINICAL OBSERVATIONS |
| | | | | 25 | 7:25 | P | NO SIGNIFICANT CLINICAL OBSERVATIONS |
| | | | | 25 | 9:31 | P | NO SIGNIFICANT CLINICAL OBSERVATIONS |
| | | | | 28 | 9:29 | P | NO SIGNIFICANT CLINICAL OBSERVATIONS |
| | | | | 28 | 11:50 | P | NO SIGNIFICANT CLINICAL OBSERVATIONS |
| | | | | 29 | 7:50 | P | NO SIGNIFICANT CLINICAL OBSERVATIONS |
| | | | | 29 | 9:50 | P | NO SIGNIFICANT CLINICAL OBSERVATIONS |
| | | | | 30 | 7:41 | P | NO SIGNIFICANT CLINICAL OBSERVATIONS |
| | | | | 30 | 9:30 | P | NO SIGNIFICANT CLINICAL OBSERVATIONS |
| | | | | 31 | 7:55 | P | NO SIGNIFICANT CLINICAL OBSERVATIONS |
| | | | | 31 | 9:15 | P | NO SIGNIFICANT CLINICAL OBSERVATIONS |
| | | | | 32 | 7:35 | P | NO SIGNIFICANT CLINICAL OBSERVATIONS |
| | | | | 32 | 10:00 | P | NO SIGNIFICANT CLINICAL OBSERVATIONS |
| | | | | 35 | 9:21 | P | NO SIGNIFICANT CLINICAL OBSERVATIONS |
| | | | | 35 | 11:17 | P | NO SIGNIFICANT CLINICAL OBSERVATIONS |
| | | | | 36 | 8:47 | P | NO SIGNIFICANT CLINICAL OBSERVATIONS |
| | | | | 36 | 10:21 | P | NO SIGNIFICANT CLINICAL OBSERVATIONS |
| | | | | 37 | 8:34 | P | NO SIGNIFICANT CLINICAL OBSERVATIONS |
| | | | | 37 | 10:12 | P | NO SIGNIFICANT CLINICAL OBSERVATIONS |
| | | | | 38 | 8:30 | P | NO SIGNIFICANT CLINICAL OBSERVATIONS |

GRADE CODE: 1 - SLIGHT 2 - MODERATE 3 - SEVERE P - PRESENT

STUDY DAYS: 0 THROUGH 89

| ANIMAL | SEX | GROUP | CATEGORY | STUDY DAY | TIME | GRADE | OBSERVATIONS |
|---|---|---|---|---|---|---|---|
| 10510 | F | 50 MG/KG/DAY | NORMAL | 38 | 10:14 | P | NO SIGNIFICANT CLINICAL OBSERVATIONS |
| | | | | 39 | 7:20 | P | NO SIGNIFICANT CLINICAL OBSERVATIONS |
| | | | | 39 | 9:21 | P | NO SIGNIFICANT CLINICAL OBSERVATIONS |
| | | | | 42 | 11:17 | P | NO SIGNIFICANT CLINICAL OBSERVATIONS |
| | | | | 43 | 8:37 | P | NO SIGNIFICANT CLINICAL OBSERVATIONS |
| | | | | 43 | 10:23 | P | NO SIGNIFICANT CLINICAL OBSERVATIONS |
| | | | | 44 | 8:07 | P | NO SIGNIFICANT CLINICAL OBSERVATIONS |
| | | | | 44 | 9:55 | P | NO SIGNIFICANT CLINICAL OBSERVATIONS |
| | | | | 45 | 8:33 | P | NO SIGNIFICANT CLINICAL OBSERVATIONS |
| | | | | 45 | 10:01 | P | NO SIGNIFICANT CLINICAL OBSERVATIONS |
| | | | | 46 | 7:02 | P | NO SIGNIFICANT CLINICAL OBSERVATIONS |
| | | | | 46 | 8:59 | P | NO SIGNIFICANT CLINICAL OBSERVATIONS |
| | | | | 49 | 9:43 | P | NO SIGNIFICANT CLINICAL OBSERVATIONS |
| | | | | 49 | 12:12 | P | NO SIGNIFICANT CLINICAL OBSERVATIONS |
| | | | | 50 | 8:42 | P | NO SIGNIFICANT CLINICAL OBSERVATIONS |
| | | | | 50 | 10:54 | P | NO SIGNIFICANT CLINICAL OBSERVATIONS |
| | | | | 51 | 8:05 | P | NO SIGNIFICANT CLINICAL OBSERVATIONS |
| | | | | 51 | 10:00 | P | NO SIGNIFICANT CLINICAL OBSERVATIONS |
| | | | | 52 | 9:23 | P | NO SIGNIFICANT CLINICAL OBSERVATIONS |
| | | | | 52 | 11:39 | P | NO SIGNIFICANT CLINICAL OBSERVATIONS |
| | | | | 53 | 7:08 | P | NO SIGNIFICANT CLINICAL OBSERVATIONS |
| | | | | 53 | 9:14 | P | NO SIGNIFICANT CLINICAL OBSERVATIONS |
| | | | | 56 | 9:11 | P | NO SIGNIFICANT CLINICAL OBSERVATIONS |
| | | | | 56 | 11:11 | P | NO SIGNIFICANT CLINICAL OBSERVATIONS |
| | | | | 57 | 9:12 | P | NO SIGNIFICANT CLINICAL OBSERVATIONS |
| | | | | 57 | 10:41 | P | NO SIGNIFICANT CLINICAL OBSERVATIONS |
| | | | | 58 | 7:48 | P | NO SIGNIFICANT CLINICAL OBSERVATIONS |
| | | | | 58 | 9:34 | P | NO SIGNIFICANT CLINICAL OBSERVATIONS |
| | | | | 59 | 7:29 | P | NO SIGNIFICANT CLINICAL OBSERVATIONS |

GRADE CODE: 1 - SLIGHT 2 - MODERATE 3 - SEVERE P - PRESENT

STUDY DAYS: 0 THROUGH 89

| ANIMAL | SEX | GROUP | CATEGORY | STUDY DAY | TIME | GRADE | OBSERVATIONS |
|---|---|---|---|---|---|---|---|
| 10510 | F | 50 MG/KG/DAY | NORMAL | 59 | 9:09 | P | NO SIGNIFICANT CLINICAL OBSERVATIONS |
| | | | | 60 | 7:47 | P | NO SIGNIFICANT CLINICAL OBSERVATIONS |
| | | | | 60 | 9:49 | P | NO SIGNIFICANT CLINICAL OBSERVATIONS |
| | | | | 63 | 12:09 | P | NO SIGNIFICANT CLINICAL OBSERVATIONS |
| | | | | 63 | 14:32 | P | NO SIGNIFICANT CLINICAL OBSERVATIONS |
| | | | | 64 | 8:48 | P | NO SIGNIFICANT CLINICAL OBSERVATIONS |
| | | | | 64 | 10:18 | P | NO SIGNIFICANT CLINICAL OBSERVATIONS |
| | | | | 65 | 8:54 | P | NO SIGNIFICANT CLINICAL OBSERVATIONS |
| | | | | 65 | 10:59 | P | NO SIGNIFICANT CLINICAL OBSERVATIONS |
| | | | | 66 | 8:28 | P | NO SIGNIFICANT CLINICAL OBSERVATIONS |
| | | | | 66 | 9:54 | P | NO SIGNIFICANT CLINICAL OBSERVATIONS |
| | | | | 67 | 7:37 | P | NO SIGNIFICANT CLINICAL OBSERVATIONS |
| | | | | 67 | 9:22 | P | NO SIGNIFICANT CLINICAL OBSERVATIONS |
| | | | | 70 | 8:22 | P | NO SIGNIFICANT CLINICAL OBSERVATIONS |
| | | | | 70 | 10:53 | P | NO SIGNIFICANT CLINICAL OBSERVATIONS |
| | | | | 71 | 8:23 | P | NO SIGNIFICANT CLINICAL OBSERVATIONS |
| | | | | 71 | 9:54 | P | NO SIGNIFICANT CLINICAL OBSERVATIONS |
| | | | | 72 | 9:09 | P | NO SIGNIFICANT CLINICAL OBSERVATIONS |
| | | | | 73 | 7:36 | P | NO SIGNIFICANT CLINICAL OBSERVATIONS |
| | | | | 73 | 9:19 | P | NO SIGNIFICANT CLINICAL OBSERVATIONS |
| | | | | 74 | 7:21 | P | NO SIGNIFICANT CLINICAL OBSERVATIONS |
| | | | | 74 | 9:34 | P | NO SIGNIFICANT CLINICAL OBSERVATIONS |
| | | | | 79 | 9:03 | P | NO SIGNIFICANT CLINICAL OBSERVATIONS |
| 10510 | F | 50 MG/KG/DAY | BODY/INTEGUMENT | 86 | 7:32 | P | DERMAL ATONIA |
| 10510 | F | 50 MG/KG/DAY | CARDIO-PULMONARY | 77 | 8:39 | P | EXTREMITIES PALE |
| | | | | 77 | 8:39 | P | BODY PALE |
| | | | | 77 | 11:43 | P | EXTREMITIES PALE |
| | | | | 77 | 11:43 | P | BODY PALE |
| | | | | 78 | 9:45 | P | EXTREMITIES PALE |

GRADE CODE: 1 - SLIGHT 2 - MODERATE 3 - SEVERE P - PRESENT

STUDY DAYS: 0 THROUGH 89

| ANIMAL | SEX | GROUP | CATEGORY | STUDY DAY | TIME | GRADE | OBSERVATIONS |
|---|---|---|---|---|---|---|---|
| 10510 | F | 50 MG/KG/DAY | CARDIO-PULMONARY | 78 | 11:37 | P | EXTREMITIES PALE |
| | | | | 80 | 9:00 | P | EXTREMITIES PALE |
| | | | | 80 | 10:42 | P | EXTREMITIES PALE |
| | | | | 81 | 7:39 | P | EXTREMITIES PALE |
| | | | | 81 | 9:31 | P | EXTREMITIES PALE |
| | | | | 81 | 9:31 | P | BODY PALE |
| | | | | 84 | 9:08 | P | EXTREMITIES PALE |
| | | | | 84 | 9:08 | P | BODY PALE |
| | | | | 84 | 10:56 | P | EXTREMITIES PALE |
| | | | | 84 | 10:56 | P | BODY PALE |
| | | | | 85 | 7:45 | P | EXTREMITIES PALE |
| | | | | 85 | 7:46 | P | BODY PALE |
| | | | | 85 | 9:47 | P | EXTREMITIES PALE |
| | | | | 85 | 9:47 | P | BODY PALE |
| | | | | 86 | 7:32 | P | EXTREMITIES PALE |
| | | | | 86 | 7:33 | P | BODY PALE |
| | | | | 86 | 9:31 | P | EXTREMITIES PALE |
| | | | | 86 | 9:31 | P | BODY PALE |
| | | | | 86 | 9:31 | P | EXTREMITIES COOL TO TOUCH |
| 10510 | F | 50 MG/KG/DAY | EXCRETA | 72 | 7:36 | P | FECES SMALLER THAN NORMAL |
| | | | | 78 | 9:45 | P | DEFECATION DECREASED |
| | | | | 78 | 9:45 | P | FECES SMALLER THAN NORMAL |
| | | | | 79 | 7:27 | P | DEFECATION DECREASED |
| | | | | 80 | 9:00 | P | FECES SMALLER THAN NORMAL |
| | | | | 80 | 9:00 | P | DEFECATION DECREASED |
| | | | | 84 | 9:08 | P | DEFECATION DECREASED |
| | | | | 85 | 7:46 | P | DEFECATION DECREASED |
| | | | | 86 | 7:33 | P | DEFECATION DECREASED |
| 10516 | F | 50 MG/KG/DAY | NORMAL | 0 | 10:38 | P | NO SIGNIFICANT CLINICAL OBSERVATIONS |

GRADE CODE: 1 - SLIGHT 2 - MODERATE 3 - SEVERE P - PRESENT

TABLE A3 (DOSING DAY OBSERVATIONS)
A 90-DAY DERMAL STUDY UTILIZING CLARIFIED OILS IN RATS
INDIVIDUAL CLINICAL OBSERVATIONS



STUDY DAYS: 0 THROUGH 89

| ANIMAL | SEX | GROUP | CATEGORY | STUDY DAY | TIME | GRADE | OBSERVATIONS |
|---|---|---|---|---|---|---|---|
| 10516 | F | 50 MG/KG/DAY | NORMAL | 0 | 12:55 | P | NO SIGNIFICANT CLINICAL OBSERVATIONS |
| | | | | 1 | 7:54 | P | NO SIGNIFICANT CLINICAL OBSERVATIONS |
| | | | | 1 | 9:41 | P | NO SIGNIFICANT CLINICAL OBSERVATIONS |
| | | | | 2 | 9:26 | P | NO SIGNIFICANT CLINICAL OBSERVATIONS |
| | | | | 2 | 11:22 | P | NO SIGNIFICANT CLINICAL OBSERVATIONS |
| | | | | 3 | 9:26 | P | NO SIGNIFICANT CLINICAL OBSERVATIONS |
| | | | | 3 | 11:25 | P | NO SIGNIFICANT CLINICAL OBSERVATIONS |
| | | | | 4 | 7:07 | P | NO SIGNIFICANT CLINICAL OBSERVATIONS |
| | | | | 4 | 9:00 | P | NO SIGNIFICANT CLINICAL OBSERVATIONS |
| | | | | 7 | 9:56 | P | NO SIGNIFICANT CLINICAL OBSERVATIONS |
| | | | | 7 | 11:49 | P | NO SIGNIFICANT CLINICAL OBSERVATIONS |
| | | | | 8 | 8:49 | P | NO SIGNIFICANT CLINICAL OBSERVATIONS |
| | | | | 8 | 10:44 | P | NO SIGNIFICANT CLINICAL OBSERVATIONS |
| | | | | 9 | 9:47 | P | NO SIGNIFICANT CLINICAL OBSERVATIONS |
| | | | | 9 | 11:30 | P | NO SIGNIFICANT CLINICAL OBSERVATIONS |
| | | | | 10 | 8:54 | P | NO SIGNIFICANT CLINICAL OBSERVATIONS |
| | | | | 10 | 10:23 | P | NO SIGNIFICANT CLINICAL OBSERVATIONS |
| | | | | 11 | 7:11 | P | NO SIGNIFICANT CLINICAL OBSERVATIONS |
| | | | | 11 | 9:26 | P | NO SIGNIFICANT CLINICAL OBSERVATIONS |
| | | | | 14 | 9:41 | P | NO SIGNIFICANT CLINICAL OBSERVATIONS |
| | | | | 14 | 12:16 | P | NO SIGNIFICANT CLINICAL OBSERVATIONS |
| | | | | 15 | 9:09 | P | NO SIGNIFICANT CLINICAL OBSERVATIONS |
| | | | | 15 | 10:47 | P | NO SIGNIFICANT CLINICAL OBSERVATIONS |
| | | | | 16 | 8:45 | P | NO SIGNIFICANT CLINICAL OBSERVATIONS |
| | | | | 16 | 10:20 | P | NO SIGNIFICANT CLINICAL OBSERVATIONS |
| | | | | 17 | 8:54 | P | NO SIGNIFICANT CLINICAL OBSERVATIONS |
| | | | | 17 | 10:33 | P | NO SIGNIFICANT CLINICAL OBSERVATIONS |
| | | | | 18 | 7:02 | P | NO SIGNIFICANT CLINICAL OBSERVATIONS |
| | | | | 18 | 9:05 | P | NO SIGNIFICANT CLINICAL OBSERVATIONS |

GRADE CODE: 1 - SLIGHT 2 - MODERATE 3 - SEVERE P - PRESENT

STUDY DAYS: 0 THROUGH 89

| ANIMAL | SEX | GROUP | CATEGORY | STUDY DAY | TIME | GRADE | OBSERVATIONS |
|---|---|---|---|---|---|---|---|
| 10516 | F | 50 MG/KG/DAY | NORMAL | 21 | 9:34 | P | NO SIGNIFICANT CLINICAL OBSERVATIONS |
| | | | | 21 | 11:40 | P | NO SIGNIFICANT CLINICAL OBSERVATIONS |
| | | | | 22 | 7:46 | P | NO SIGNIFICANT CLINICAL OBSERVATIONS |
| | | | | 22 | 9:43 | P | NO SIGNIFICANT CLINICAL OBSERVATIONS |
| | | | | 23 | 7:32 | P | NO SIGNIFICANT CLINICAL OBSERVATIONS |
| | | | | 23 | 9:23 | P | NO SIGNIFICANT CLINICAL OBSERVATIONS |
| | | | | 24 | 8:13 | P | NO SIGNIFICANT CLINICAL OBSERVATIONS |
| | | | | 24 | 9:34 | P | NO SIGNIFICANT CLINICAL OBSERVATIONS |
| | | | | 25 | 7:26 | P | NO SIGNIFICANT CLINICAL OBSERVATIONS |
| | | | | 25 | 9:32 | P | NO SIGNIFICANT CLINICAL OBSERVATIONS |
| | | | | 28 | 9:29 | P | NO SIGNIFICANT CLINICAL OBSERVATIONS |
| | | | | 28 | 11:51 | P | NO SIGNIFICANT CLINICAL OBSERVATIONS |
| | | | | 29 | 7:50 | P | NO SIGNIFICANT CLINICAL OBSERVATIONS |
| | | | | 29 | 9:50 | P | NO SIGNIFICANT CLINICAL OBSERVATIONS |
| | | | | 30 | 7:41 | P | NO SIGNIFICANT CLINICAL OBSERVATIONS |
| | | | | 30 | 9:30 | P | NO SIGNIFICANT CLINICAL OBSERVATIONS |
| | | | | 31 | 7:55 | P | NO SIGNIFICANT CLINICAL OBSERVATIONS |
| | | | | 31 | 9:15 | P | NO SIGNIFICANT CLINICAL OBSERVATIONS |
| | | | | 32 | 7:35 | P | NO SIGNIFICANT CLINICAL OBSERVATIONS |
| | | | | 32 | 10:00 | P | NO SIGNIFICANT CLINICAL OBSERVATIONS |
| | | | | 35 | 9:21 | P | NO SIGNIFICANT CLINICAL OBSERVATIONS |
| | | | | 35 | 11:17 | P | NO SIGNIFICANT CLINICAL OBSERVATIONS |
| | | | | 36 | 8:48 | P | NO SIGNIFICANT CLINICAL OBSERVATIONS |
| | | | | 36 | 10:21 | P | NO SIGNIFICANT CLINICAL OBSERVATIONS |
| | | | | 37 | 8:34 | P | NO SIGNIFICANT CLINICAL OBSERVATIONS |
| | | | | 37 | 10:12 | P | NO SIGNIFICANT CLINICAL OBSERVATIONS |
| | | | | 38 | 8:30 | P | NO SIGNIFICANT CLINICAL OBSERVATIONS |
| | | | | 38 | 10:14 | P | NO SIGNIFICANT CLINICAL OBSERVATIONS |
| | | | | 39 | 7:20 | P | NO SIGNIFICANT CLINICAL OBSERVATIONS |

GRADE CODE: 1 - SLIGHT 2 - MODERATE 3 - SEVERE P - PRESENT

STUDY DAYS: 0 THROUGH 89

| ANIMAL | SEX | GROUP | CATEGORY | STUDY DAY | TIME | GRADE | OBSERVATIONS |
|---|---|---|---|---|---|---|---|
| 10516 | F | 50 MG/KG/DAY | NORMAL | 39 | 9:21 | P | NO SIGNIFICANT CLINICAL OBSERVATIONS |
| | | | | 42 | 11:17 | P | NO SIGNIFICANT CLINICAL OBSERVATIONS |
| | | | | 43 | 8:37 | P | NO SIGNIFICANT CLINICAL OBSERVATIONS |
| | | | | 43 | 10:24 | P | NO SIGNIFICANT CLINICAL OBSERVATIONS |
| | | | | 44 | 8:07 | P | NO SIGNIFICANT CLINICAL OBSERVATIONS |
| | | | | 44 | 9:55 | P | NO SIGNIFICANT CLINICAL OBSERVATIONS |
| | | | | 45 | 8:33 | P | NO SIGNIFICANT CLINICAL OBSERVATIONS |
| | | | | 45 | 10:01 | P | NO SIGNIFICANT CLINICAL OBSERVATIONS |
| | | | | 46 | 7:02 | P | NO SIGNIFICANT CLINICAL OBSERVATIONS |
| | | | | 46 | 8:59 | P | NO SIGNIFICANT CLINICAL OBSERVATIONS |
| | | | | 49 | 9:43 | P | NO SIGNIFICANT CLINICAL OBSERVATIONS |
| | | | | 49 | 12:12 | P | NO SIGNIFICANT CLINICAL OBSERVATIONS |
| | | | | 50 | 8:43 | P | NO SIGNIFICANT CLINICAL OBSERVATIONS |
| | | | | 50 | 10:54 | P | NO SIGNIFICANT CLINICAL OBSERVATIONS |
| | | | | 51 | 8:06 | P | NO SIGNIFICANT CLINICAL OBSERVATIONS |
| | | | | 51 | 10:00 | P | NO SIGNIFICANT CLINICAL OBSERVATIONS |
| | | | | 52 | 9:23 | P | NO SIGNIFICANT CLINICAL OBSERVATIONS |
| | | | | 52 | 11:39 | P | NO SIGNIFICANT CLINICAL OBSERVATIONS |
| | | | | 53 | 7:08 | P | NO SIGNIFICANT CLINICAL OBSERVATIONS |
| | | | | 53 | 9:14 | P | NO SIGNIFICANT CLINICAL OBSERVATIONS |
| | | | | 56 | 9:11 | P | NO SIGNIFICANT CLINICAL OBSERVATIONS |
| | | | | 56 | 11:11 | P | NO SIGNIFICANT CLINICAL OBSERVATIONS |
| | | | | 57 | 9:12 | P | NO SIGNIFICANT CLINICAL OBSERVATIONS |
| | | | | 57 | 10:41 | P | NO SIGNIFICANT CLINICAL OBSERVATIONS |
| | | | | 58 | 7:48 | P | NO SIGNIFICANT CLINICAL OBSERVATIONS |
| | | | | 58 | 9:34 | P | NO SIGNIFICANT CLINICAL OBSERVATIONS |
| | | | | 59 | 7:29 | P | NO SIGNIFICANT CLINICAL OBSERVATIONS |
| | | | | 59 | 9:09 | P | NO SIGNIFICANT CLINICAL OBSERVATIONS |
| | | | | 60 | 7:47 | P | NO SIGNIFICANT CLINICAL OBSERVATIONS |

GRADE CODE: 1 - SLIGHT 2 - MODERATE 3 - SEVERE P - PRESENT

STUDY DAYS: 0 THROUGH 89

| ANIMAL | SEX | GROUP | CATEGORY | STUDY DAY | TIME | GRADE | OBSERVATIONS |
|---|---|---|---|---|---|---|---|
| 10516 | F | 50 MG/KG/DAY | NORMAL | 60 | 9:49 | P | NO SIGNIFICANT CLINICAL OBSERVATIONS |
| | | | | 63 | 12:09 | P | NO SIGNIFICANT CLINICAL OBSERVATIONS |
| | | | | 63 | 14:32 | P | NO SIGNIFICANT CLINICAL OBSERVATIONS |
| | | | | 64 | 8:48 | P | NO SIGNIFICANT CLINICAL OBSERVATIONS |
| | | | | 64 | 10:18 | P | NO SIGNIFICANT CLINICAL OBSERVATIONS |
| | | | | 65 | 8:54 | P | NO SIGNIFICANT CLINICAL OBSERVATIONS |
| | | | | 65 | 10:59 | P | NO SIGNIFICANT CLINICAL OBSERVATIONS |
| | | | | 66 | 8:28 | P | NO SIGNIFICANT CLINICAL OBSERVATIONS |
| | | | | 66 | 9:54 | P | NO SIGNIFICANT CLINICAL OBSERVATIONS |
| | | | | 67 | 7:37 | P | NO SIGNIFICANT CLINICAL OBSERVATIONS |
| | | | | 67 | 9:23 | P | NO SIGNIFICANT CLINICAL OBSERVATIONS |
| | | | | 70 | 8:22 | P | NO SIGNIFICANT CLINICAL OBSERVATIONS |
| | | | | 70 | 10:53 | P | NO SIGNIFICANT CLINICAL OBSERVATIONS |
| | | | | 71 | 8:23 | P | NO SIGNIFICANT CLINICAL OBSERVATIONS |
| | | | | 71 | 9:54 | P | NO SIGNIFICANT CLINICAL OBSERVATIONS |
| | | | | 72 | 7:36 | P | NO SIGNIFICANT CLINICAL OBSERVATIONS |
| | | | | 72 | 9:09 | P | NO SIGNIFICANT CLINICAL OBSERVATIONS |
| | | | | 73 | 7:36 | P | NO SIGNIFICANT CLINICAL OBSERVATIONS |
| | | | | 73 | 9:19 | P | NO SIGNIFICANT CLINICAL OBSERVATIONS |
| | | | | 74 | 7:21 | P | NO SIGNIFICANT CLINICAL OBSERVATIONS |
| | | | | 74 | 9:35 | P | NO SIGNIFICANT CLINICAL OBSERVATIONS |
| | | | | 77 | 8:39 | P | NO SIGNIFICANT CLINICAL OBSERVATIONS |
| | | | | 77 | 11:43 | P | NO SIGNIFICANT CLINICAL OBSERVATIONS |
| | | | | 78 | 9:46 | P | NO SIGNIFICANT CLINICAL OBSERVATIONS |
| | | | | 78 | 11:37 | P | NO SIGNIFICANT CLINICAL OBSERVATIONS |
| | | | | 79 | 7:27 | P | NO SIGNIFICANT CLINICAL OBSERVATIONS |
| | | | | 79 | 9:03 | P | NO SIGNIFICANT CLINICAL OBSERVATIONS |
| | | | | 80 | 9:00 | P | NO SIGNIFICANT CLINICAL OBSERVATIONS |
| | | | | 80 | 10:42 | P | NO SIGNIFICANT CLINICAL OBSERVATIONS |

GRADE CODE: 1 - SLIGHT 2 - MODERATE 3 - SEVERE P - PRESENT

STUDY DAYS: 0 THROUGH 89

| ANIMAL | SEX | GROUP | CATEGORY | STUDY DAY | TIME | GRADE | OBSERVATIONS |
|---|---|---|---|---|---|---|---|
| 10516 | F | 50 MG/KG/DAY | NORMAL | 81 | 7:39 | P | NO SIGNIFICANT CLINICAL OBSERVATIONS |
| | | | | 81 | 9:31 | P | NO SIGNIFICANT CLINICAL OBSERVATIONS |
| | | | | 84 | 9:08 | P | NO SIGNIFICANT CLINICAL OBSERVATIONS |
| | | | | 84 | 10:56 | P | NO SIGNIFICANT CLINICAL OBSERVATIONS |
| | | | | 85 | 7:46 | P | NO SIGNIFICANT CLINICAL OBSERVATIONS |
| | | | | 85 | 9:47 | P | NO SIGNIFICANT CLINICAL OBSERVATIONS |
| | | | | 86 | 7:33 | P | NO SIGNIFICANT CLINICAL OBSERVATIONS |
| | | | | 86 | 9:31 | P | NO SIGNIFICANT CLINICAL OBSERVATIONS |
| | | | | 87 | 8:51 | P | NO SIGNIFICANT CLINICAL OBSERVATIONS |
| | | | | 87 | 10:44 | P | NO SIGNIFICANT CLINICAL OBSERVATIONS |
| | | | | 88 | 6:56 | P | NO SIGNIFICANT CLINICAL OBSERVATIONS |
| | | | | 88 | 9:18 | P | NO SIGNIFICANT CLINICAL OBSERVATIONS |
| 10517 | F | 50 MG/KG/DAY | NORMAL | 0 | 10:39 | P | NO SIGNIFICANT CLINICAL OBSERVATIONS |
| | | | | 0 | 12:55 | P | NO SIGNIFICANT CLINICAL OBSERVATIONS |
| | | | | 1 | 7:54 | P | NO SIGNIFICANT CLINICAL OBSERVATIONS |
| | | | | 1 | 9:41 | P | NO SIGNIFICANT CLINICAL OBSERVATIONS |
| | | | | 2 | 9:26 | P | NO SIGNIFICANT CLINICAL OBSERVATIONS |
| | | | | 2 | 11:22 | P | NO SIGNIFICANT CLINICAL OBSERVATIONS |
| | | | | 3 | 9:26 | P | NO SIGNIFICANT CLINICAL OBSERVATIONS |
| | | | | 3 | 11:25 | P | NO SIGNIFICANT CLINICAL OBSERVATIONS |
| | | | | 4 | 7:07 | P | NO SIGNIFICANT CLINICAL OBSERVATIONS |
| | | | | 4 | 9:00 | P | NO SIGNIFICANT CLINICAL OBSERVATIONS |
| | | | | 7 | 9:56 | P | NO SIGNIFICANT CLINICAL OBSERVATIONS |
| | | | | 7 | 11:50 | P | NO SIGNIFICANT CLINICAL OBSERVATIONS |
| | | | | 8 | 8:49 | P | NO SIGNIFICANT CLINICAL OBSERVATIONS |
| | | | | 8 | 10:44 | P | NO SIGNIFICANT CLINICAL OBSERVATIONS |
| | | | | 9 | 9:48 | P | NO SIGNIFICANT CLINICAL OBSERVATIONS |
| | | | | 9 | 11:30 | P | NO SIGNIFICANT CLINICAL OBSERVATIONS |
| | | | | 10 | 8:54 | P | NO SIGNIFICANT CLINICAL OBSERVATIONS |

GRADE CODE: 1 - SLIGHT 2 - MODERATE 3 - SEVERE P - PRESENT

STUDY DAYS: 0 THROUGH 89

| ANIMAL | SEX | GROUP | CATEGORY | STUDY DAY | TIME | GRADE | OBSERVATIONS |
|---|---|---|---|---|---|---|---|
| 10517 | F | 50 MG/KG/DAY | NORMAL | 10 | 10:23 | P | NO SIGNIFICANT CLINICAL OBSERVATIONS |
| | | | | 11 | 7:11 | P | NO SIGNIFICANT CLINICAL OBSERVATIONS |
| | | | | 11 | 9:26 | P | NO SIGNIFICANT CLINICAL OBSERVATIONS |
| | | | | 14 | 9:41 | P | NO SIGNIFICANT CLINICAL OBSERVATIONS |
| | | | | 14 | 12:16 | P | NO SIGNIFICANT CLINICAL OBSERVATIONS |
| | | | | 15 | 9:09 | P | NO SIGNIFICANT CLINICAL OBSERVATIONS |
| | | | | 15 | 10:47 | P | NO SIGNIFICANT CLINICAL OBSERVATIONS |
| | | | | 16 | 8:45 | P | NO SIGNIFICANT CLINICAL OBSERVATIONS |
| | | | | 16 | 10:20 | P | NO SIGNIFICANT CLINICAL OBSERVATIONS |
| | | | | 17 | 8:54 | P | NO SIGNIFICANT CLINICAL OBSERVATIONS |
| | | | | 17 | 10:33 | P | NO SIGNIFICANT CLINICAL OBSERVATIONS |
| | | | | 18 | 7:02 | P | NO SIGNIFICANT CLINICAL OBSERVATIONS |
| | | | | 18 | 9:06 | P | NO SIGNIFICANT CLINICAL OBSERVATIONS |
| | | | | 21 | 9:34 | P | NO SIGNIFICANT CLINICAL OBSERVATIONS |
| | | | | 21 | 11:40 | P | NO SIGNIFICANT CLINICAL OBSERVATIONS |
| | | | | 22 | 7:46 | P | NO SIGNIFICANT CLINICAL OBSERVATIONS |
| | | | | 22 | 9:43 | P | NO SIGNIFICANT CLINICAL OBSERVATIONS |
| | | | | 23 | 7:32 | P | NO SIGNIFICANT CLINICAL OBSERVATIONS |
| | | | | 23 | 9:23 | P | NO SIGNIFICANT CLINICAL OBSERVATIONS |
| | | | | 24 | 8:13 | P | NO SIGNIFICANT CLINICAL OBSERVATIONS |
| | | | | 24 | 9:35 | P | NO SIGNIFICANT CLINICAL OBSERVATIONS |
| | | | | 25 | 7:26 | P | NO SIGNIFICANT CLINICAL OBSERVATIONS |
| | | | | 25 | 9:32 | P | NO SIGNIFICANT CLINICAL OBSERVATIONS |
| | | | | 28 | 9:29 | P | NO SIGNIFICANT CLINICAL OBSERVATIONS |
| | | | | 28 | 11:51 | P | NO SIGNIFICANT CLINICAL OBSERVATIONS |
| | | | | 29 | 7:50 | P | NO SIGNIFICANT CLINICAL OBSERVATIONS |
| | | | | 29 | 9:50 | P | NO SIGNIFICANT CLINICAL OBSERVATIONS |
| | | | | 30 | 7:41 | P | NO SIGNIFICANT CLINICAL OBSERVATIONS |
| | | | | 30 | 9:30 | P | NO SIGNIFICANT CLINICAL OBSERVATIONS |

GRADE CODE: 1 - SLIGHT 2 - MODERATE 3 - SEVERE P - PRESENT

STUDY DAYS: 0 THROUGH 89

| ANIMAL | SEX | GROUP | CATEGORY | STUDY DAY | TIME | GRADE | OBSERVATIONS |
|---|---|---|---|---|---|---|---|
| 10517 | F | 50 MG/KG/DAY | NORMAL | 31 | 7:55 | P | NO SIGNIFICANT CLINICAL OBSERVATIONS |
| | | | | 31 | 9:15 | P | NO SIGNIFICANT CLINICAL OBSERVATIONS |
| | | | | 32 | 7:35 | P | NO SIGNIFICANT CLINICAL OBSERVATIONS |
| | | | | 32 | 10:00 | P | NO SIGNIFICANT CLINICAL OBSERVATIONS |
| | | | | 35 | 9:21 | P | NO SIGNIFICANT CLINICAL OBSERVATIONS |
| | | | | 35 | 11:17 | P | NO SIGNIFICANT CLINICAL OBSERVATIONS |
| | | | | 36 | 8:48 | P | NO SIGNIFICANT CLINICAL OBSERVATIONS |
| | | | | 36 | 10:22 | P | NO SIGNIFICANT CLINICAL OBSERVATIONS |
| | | | | 37 | 8:34 | P | NO SIGNIFICANT CLINICAL OBSERVATIONS |
| | | | | 37 | 10:12 | P | NO SIGNIFICANT CLINICAL OBSERVATIONS |
| | | | | 38 | 8:30 | P | NO SIGNIFICANT CLINICAL OBSERVATIONS |
| | | | | 38 | 10:14 | P | NO SIGNIFICANT CLINICAL OBSERVATIONS |
| | | | | 39 | 7:20 | P | NO SIGNIFICANT CLINICAL OBSERVATIONS |
| | | | | 39 | 9:21 | P | NO SIGNIFICANT CLINICAL OBSERVATIONS |
| | | | | 42 | 11:17 | P | NO SIGNIFICANT CLINICAL OBSERVATIONS |
| | | | | 43 | 8:37 | P | NO SIGNIFICANT CLINICAL OBSERVATIONS |
| | | | | 43 | 10:24 | P | NO SIGNIFICANT CLINICAL OBSERVATIONS |
| | | | | 44 | 8:07 | P | NO SIGNIFICANT CLINICAL OBSERVATIONS |
| | | | | 44 | 9:55 | P | NO SIGNIFICANT CLINICAL OBSERVATIONS |
| | | | | 45 | 8:33 | P | NO SIGNIFICANT CLINICAL OBSERVATIONS |
| | | | | 45 | 10:02 | P | NO SIGNIFICANT CLINICAL OBSERVATIONS |
| | | | | 46 | 7:02 | P | NO SIGNIFICANT CLINICAL OBSERVATIONS |
| | | | | 46 | 8:59 | P | NO SIGNIFICANT CLINICAL OBSERVATIONS |
| | | | | 49 | 9:43 | P | NO SIGNIFICANT CLINICAL OBSERVATIONS |
| | | | | 49 | 12:12 | P | NO SIGNIFICANT CLINICAL OBSERVATIONS |
| | | | | 50 | 8:43 | P | NO SIGNIFICANT CLINICAL OBSERVATIONS |
| | | | | 50 | 10:54 | P | NO SIGNIFICANT CLINICAL OBSERVATIONS |
| | | | | 51 | 8:06 | P | NO SIGNIFICANT CLINICAL OBSERVATIONS |
| | | | | 51 | 10:00 | P | NO SIGNIFICANT CLINICAL OBSERVATIONS |

GRADE CODE: 1 - SLIGHT 2 - MODERATE 3 - SEVERE P - PRESENT

STUDY DAYS: 0 THROUGH 89

| ANIMAL | SEX | GROUP | CATEGORY | STUDY DAY | TIME | GRADE | OBSERVATIONS |
|---|---|---|---|---|---|---|---|
| 10517 | F | 50 MG/KG/DAY | NORMAL | 52 | 9:23 | P | NO SIGNIFICANT CLINICAL OBSERVATIONS |
| | | | | 52 | 11:40 | P | NO SIGNIFICANT CLINICAL OBSERVATIONS |
| | | | | 53 | 7:08 | P | NO SIGNIFICANT CLINICAL OBSERVATIONS |
| | | | | 53 | 9:14 | P | NO SIGNIFICANT CLINICAL OBSERVATIONS |
| | | | | 56 | 9:11 | P | NO SIGNIFICANT CLINICAL OBSERVATIONS |
| | | | | 56 | 11:12 | P | NO SIGNIFICANT CLINICAL OBSERVATIONS |
| | | | | 57 | 9:12 | P | NO SIGNIFICANT CLINICAL OBSERVATIONS |
| | | | | 57 | 10:41 | P | NO SIGNIFICANT CLINICAL OBSERVATIONS |
| | | | | 58 | 7:48 | P | NO SIGNIFICANT CLINICAL OBSERVATIONS |
| | | | | 58 | 9:34 | P | NO SIGNIFICANT CLINICAL OBSERVATIONS |
| | | | | 59 | 7:29 | P | NO SIGNIFICANT CLINICAL OBSERVATIONS |
| | | | | 59 | 9:09 | P | NO SIGNIFICANT CLINICAL OBSERVATIONS |
| | | | | 60 | 7:47 | P | NO SIGNIFICANT CLINICAL OBSERVATIONS |
| | | | | 60 | 9:49 | P | NO SIGNIFICANT CLINICAL OBSERVATIONS |
| | | | | 63 | 12:09 | P | NO SIGNIFICANT CLINICAL OBSERVATIONS |
| | | | | 63 | 14:33 | P | NO SIGNIFICANT CLINICAL OBSERVATIONS |
| | | | | 64 | 8:48 | P | NO SIGNIFICANT CLINICAL OBSERVATIONS |
| | | | | 64 | 10:19 | P | NO SIGNIFICANT CLINICAL OBSERVATIONS |
| | | | | 65 | 8:54 | P | NO SIGNIFICANT CLINICAL OBSERVATIONS |
| | | | | 65 | 11:00 | P | NO SIGNIFICANT CLINICAL OBSERVATIONS |
| | | | | 66 | 8:28 | P | NO SIGNIFICANT CLINICAL OBSERVATIONS |
| | | | | 66 | 9:54 | P | NO SIGNIFICANT CLINICAL OBSERVATIONS |
| | | | | 67 | 7:37 | P | NO SIGNIFICANT CLINICAL OBSERVATIONS |
| | | | | 67 | 9:23 | P | NO SIGNIFICANT CLINICAL OBSERVATIONS |
| | | | | 70 | 8:22 | P | NO SIGNIFICANT CLINICAL OBSERVATIONS |
| | | | | 70 | 10:53 | P | NO SIGNIFICANT CLINICAL OBSERVATIONS |
| | | | | 71 | 8:23 | P | NO SIGNIFICANT CLINICAL OBSERVATIONS |
| | | | | 71 | 9:54 | P | NO SIGNIFICANT CLINICAL OBSERVATIONS |
| | | | | 72 | 7:36 | P | NO SIGNIFICANT CLINICAL OBSERVATIONS |

GRADE CODE: 1 - SLIGHT 2 - MODERATE 3 - SEVERE P - PRESENT

STUDY DAYS: 0 THROUGH 89

| ANIMAL | SEX | GROUP | CATEGORY | STUDY DAY | TIME | GRADE | OBSERVATIONS |
|---|---|---|---|---|---|---|---|
| 10517 | F | 50 MG/KG/DAY | NORMAL | 72 | 9:09 | P | NO SIGNIFICANT CLINICAL OBSERVATIONS |
| | | | | 73 | 7:36 | P | NO SIGNIFICANT CLINICAL OBSERVATIONS |
| | | | | 73 | 9:19 | P | NO SIGNIFICANT CLINICAL OBSERVATIONS |
| | | | | 74 | 7:21 | P | NO SIGNIFICANT CLINICAL OBSERVATIONS |
| | | | | 74 | 9:35 | P | NO SIGNIFICANT CLINICAL OBSERVATIONS |
| | | | | 77 | 8:40 | P | NO SIGNIFICANT CLINICAL OBSERVATIONS |
| | | | | 77 | 11:41 | P | NO SIGNIFICANT CLINICAL OBSERVATIONS |
| | | | | 78 | 9:46 | P | NO SIGNIFICANT CLINICAL OBSERVATIONS |
| | | | | 78 | 11:37 | P | NO SIGNIFICANT CLINICAL OBSERVATIONS |
| | | | | 79 | 7:27 | P | NO SIGNIFICANT CLINICAL OBSERVATIONS |
| | | | | 79 | 9:04 | P | NO SIGNIFICANT CLINICAL OBSERVATIONS |
| | | | | 80 | 9:00 | P | NO SIGNIFICANT CLINICAL OBSERVATIONS |
| | | | | 80 | 10:43 | P | NO SIGNIFICANT CLINICAL OBSERVATIONS |
| | | | | 81 | 7:39 | P | NO SIGNIFICANT CLINICAL OBSERVATIONS |
| | | | | 81 | 9:32 | P | NO SIGNIFICANT CLINICAL OBSERVATIONS |
| | | | | 84 | 9:08 | P | NO SIGNIFICANT CLINICAL OBSERVATIONS |
| | | | | 84 | 10:57 | P | NO SIGNIFICANT CLINICAL OBSERVATIONS |
| | | | | 85 | 7:46 | P | NO SIGNIFICANT CLINICAL OBSERVATIONS |
| | | | | 85 | 9:48 | P | NO SIGNIFICANT CLINICAL OBSERVATIONS |
| | | | | 86 | 7:33 | P | NO SIGNIFICANT CLINICAL OBSERVATIONS |
| | | | | 86 | 9:31 | P | NO SIGNIFICANT CLINICAL OBSERVATIONS |
| | | | | 87 | 8:52 | P | NO SIGNIFICANT CLINICAL OBSERVATIONS |
| | | | | 87 | 10:44 | P | NO SIGNIFICANT CLINICAL OBSERVATIONS |
| | | | | 88 | 6:56 | P | NO SIGNIFICANT CLINICAL OBSERVATIONS |
| | | | | 88 | 9:18 | P | NO SIGNIFICANT CLINICAL OBSERVATIONS |
| 10523 | F | 50 MG/KG/DAY | NORMAL | 0 | 10:39 | P | NO SIGNIFICANT CLINICAL OBSERVATIONS |
| | | | | 0 | 12:55 | P | NO SIGNIFICANT CLINICAL OBSERVATIONS |
| | | | | 1 | 7:55 | P | NO SIGNIFICANT CLINICAL OBSERVATIONS |
| | | | | 1 | 9:41 | P | NO SIGNIFICANT CLINICAL OBSERVATIONS |

GRADE CODE: 1 - SLIGHT 2 - MODERATE 3 - SEVERE P - PRESENT

STUDY DAYS: 0 THROUGH 89

| ANIMAL | SEX | GROUP | CATEGORY | STUDY DAY | TIME | GRADE | OBSERVATIONS |
|---|---|---|---|---|---|---|---|
| 10523 | F | 50 MG/KG/DAY | NORMAL | 2 | 9:26 | P | NO SIGNIFICANT CLINICAL OBSERVATIONS |
| | | | | 2 | 11:22 | P | NO SIGNIFICANT CLINICAL OBSERVATIONS |
| | | | | 3 | 9:27 | P | NO SIGNIFICANT CLINICAL OBSERVATIONS |
| | | | | 3 | 11:25 | P | NO SIGNIFICANT CLINICAL OBSERVATIONS |
| | | | | 4 | 7:08 | P | NO SIGNIFICANT CLINICAL OBSERVATIONS |
| | | | | 4 | 9:00 | P | NO SIGNIFICANT CLINICAL OBSERVATIONS |
| | | | | 7 | 9:57 | P | NO SIGNIFICANT CLINICAL OBSERVATIONS |
| | | | | 7 | 11:50 | P | NO SIGNIFICANT CLINICAL OBSERVATIONS |
| | | | | 8 | 8:50 | P | NO SIGNIFICANT CLINICAL OBSERVATIONS |
| | | | | 8 | 10:44 | P | NO SIGNIFICANT CLINICAL OBSERVATIONS |
| | | | | 9 | 9:48 | P | NO SIGNIFICANT CLINICAL OBSERVATIONS |
| | | | | 9 | 11:30 | P | NO SIGNIFICANT CLINICAL OBSERVATIONS |
| | | | | 10 | 8:54 | P | NO SIGNIFICANT CLINICAL OBSERVATIONS |
| | | | | 10 | 10:23 | P | NO SIGNIFICANT CLINICAL OBSERVATIONS |
| | | | | 11 | 7:11 | P | NO SIGNIFICANT CLINICAL OBSERVATIONS |
| | | | | 11 | 9:27 | P | NO SIGNIFICANT CLINICAL OBSERVATIONS |
| | | | | 14 | 9:41 | P | NO SIGNIFICANT CLINICAL OBSERVATIONS |
| | | | | 14 | 12:16 | P | NO SIGNIFICANT CLINICAL OBSERVATIONS |
| | | | | 15 | 9:09 | P | NO SIGNIFICANT CLINICAL OBSERVATIONS |
| | | | | 15 | 10:47 | P | NO SIGNIFICANT CLINICAL OBSERVATIONS |
| | | | | 16 | 8:45 | P | NO SIGNIFICANT CLINICAL OBSERVATIONS |
| | | | | 16 | 10:22 | P | NO SIGNIFICANT CLINICAL OBSERVATIONS |
| | | | | 17 | 8:54 | P | NO SIGNIFICANT CLINICAL OBSERVATIONS |
| | | | | 17 | 10:33 | P | NO SIGNIFICANT CLINICAL OBSERVATIONS |
| | | | | 18 | 7:02 | P | NO SIGNIFICANT CLINICAL OBSERVATIONS |
| | | | | 18 | 9:06 | P | NO SIGNIFICANT CLINICAL OBSERVATIONS |
| | | | | 21 | 9:35 | P | NO SIGNIFICANT CLINICAL OBSERVATIONS |
| | | | | 21 | 11:40 | P | NO SIGNIFICANT CLINICAL OBSERVATIONS |
| | | | | 22 | 7:46 | P | NO SIGNIFICANT CLINICAL OBSERVATIONS |

GRADE CODE: 1 - SLIGHT 2 - MODERATE 3 - SEVERE P - PRESENT

STUDY DAYS: 0 THROUGH 89

| ANIMAL | SEX | GROUP | CATEGORY | STUDY DAY | TIME | GRADE | OBSERVATIONS |
|---|---|---|---|---|---|---|---|
| 10523 | F | 50 MG/KG/DAY | NORMAL | 22 | 9:44 | P | NO SIGNIFICANT CLINICAL OBSERVATIONS |
| | | | | 23 | 7:32 | P | NO SIGNIFICANT CLINICAL OBSERVATIONS |
| | | | | 23 | 9:23 | P | NO SIGNIFICANT CLINICAL OBSERVATIONS |
| | | | | 24 | 8:13 | P | NO SIGNIFICANT CLINICAL OBSERVATIONS |
| | | | | 24 | 9:35 | P | NO SIGNIFICANT CLINICAL OBSERVATIONS |
| | | | | 25 | 7:26 | P | NO SIGNIFICANT CLINICAL OBSERVATIONS |
| | | | | 25 | 9:33 | P | NO SIGNIFICANT CLINICAL OBSERVATIONS |
| | | | | 28 | 9:29 | P | NO SIGNIFICANT CLINICAL OBSERVATIONS |
| | | | | 28 | 11:51 | P | NO SIGNIFICANT CLINICAL OBSERVATIONS |
| | | | | 29 | 7:50 | P | NO SIGNIFICANT CLINICAL OBSERVATIONS |
| | | | | 29 | 9:50 | P | NO SIGNIFICANT CLINICAL OBSERVATIONS |
| | | | | 30 | 7:41 | P | NO SIGNIFICANT CLINICAL OBSERVATIONS |
| | | | | 30 | 9:30 | P | NO SIGNIFICANT CLINICAL OBSERVATIONS |
| | | | | 31 | 7:55 | P | NO SIGNIFICANT CLINICAL OBSERVATIONS |
| | | | | 31 | 9:15 | P | NO SIGNIFICANT CLINICAL OBSERVATIONS |
| | | | | 32 | 7:36 | P | NO SIGNIFICANT CLINICAL OBSERVATIONS |
| | | | | 32 | 10:01 | P | NO SIGNIFICANT CLINICAL OBSERVATIONS |
| | | | | 35 | 9:21 | P | NO SIGNIFICANT CLINICAL OBSERVATIONS |
| | | | | 35 | 11:20 | P | NO SIGNIFICANT CLINICAL OBSERVATIONS |
| | | | | 36 | 8:48 | P | NO SIGNIFICANT CLINICAL OBSERVATIONS |
| | | | | 36 | 10:22 | P | NO SIGNIFICANT CLINICAL OBSERVATIONS |
| | | | | 37 | 8:34 | P | NO SIGNIFICANT CLINICAL OBSERVATIONS |
| | | | | 37 | 10:12 | P | NO SIGNIFICANT CLINICAL OBSERVATIONS |
| | | | | 38 | 8:30 | P | NO SIGNIFICANT CLINICAL OBSERVATIONS |
| | | | | 38 | 10:14 | P | NO SIGNIFICANT CLINICAL OBSERVATIONS |
| | | | | 39 | 7:20 | P | NO SIGNIFICANT CLINICAL OBSERVATIONS |
| | | | | 39 | 9:21 | P | NO SIGNIFICANT CLINICAL OBSERVATIONS |
| | | | | 42 | 11:18 | P | NO SIGNIFICANT CLINICAL OBSERVATIONS |
| | | | | 43 | 8:37 | P | NO SIGNIFICANT CLINICAL OBSERVATIONS |

GRADE CODE: 1 - SLIGHT 2 - MODERATE 3 - SEVERE P - PRESENT

STUDY DAYS: 0 THROUGH 89

| ANIMAL | SEX | GROUP | CATEGORY | STUDY DAY | TIME | GRADE | OBSERVATIONS |
|---|---|---|---|---|---|---|---|
| 10523 | F | 50 MG/KG/DAY | NORMAL | 43 | 10:24 | P | NO SIGNIFICANT CLINICAL OBSERVATIONS |
| | | | | 44 | 8:08 | P | NO SIGNIFICANT CLINICAL OBSERVATIONS |
| | | | | 44 | 9:55 | P | NO SIGNIFICANT CLINICAL OBSERVATIONS |
| | | | | 45 | 8:33 | P | NO SIGNIFICANT CLINICAL OBSERVATIONS |
| | | | | 46 | 7:02 | P | NO SIGNIFICANT CLINICAL OBSERVATIONS |
| | | | | 46 | 8:59 | P | NO SIGNIFICANT CLINICAL OBSERVATIONS |
| | | | | 52 | 11:40 | P | NO SIGNIFICANT CLINICAL OBSERVATIONS |
| | | | | 57 | 9:13 | P | NO SIGNIFICANT CLINICAL OBSERVATIONS |
| 10523 | F | 50 MG/KG/DAY | BODY/INTEGUMENT | 56 | 9:12 | P | DERMAL ATONIA |
| | | | | 56 | 11:15 | P | DERMAL ATONIA |
| 10523 | F | 50 MG/KG/DAY | CARDIO-PULMONARY | 45 | 10:02 | P | EXTREMITIES PALE |
| | | | | 49 | 9:44 | P | EXTREMITIES PALE |
| | | | | 49 | 12:12 | P | EXTREMITIES PALE |
| | | | | 50 | 8:43 | P | EXTREMITIES PALE |
| | | | | 50 | 10:55 | P | EXTREMITIES PALE |
| | | | | 51 | 8:06 | P | EXTREMITIES PALE |
| | | | | 51 | 10:01 | P | EXTREMITIES PALE |
| | | | | 52 | 9:24 | P | EXTREMITIES PALE |
| | | | | 53 | 7:09 | P | EXTREMITIES PALE |
| | | | | 53 | 9:14 | P | EXTREMITIES PALE |
| | | | | 56 | 9:12 | P | EXTREMITIES PALE |
| | | | | 56 | 11:15 | P | EXTREMITIES PALE |
| | | | | 57 | 10:42 | P | EXTREMITIES PALE |
| | | | | 57 | 10:42 | P | RESPIRATION RATE INCREASED |
| 10523 | F | 50 MG/KG/DAY | EXCRETA | 50 | 8:43 | P | DEFECATION DECREASED |
| | | | | 53 | 7:09 | P | DEFECATION DECREASED |
| 10524 | F | 50 MG/KG/DAY | NORMAL | 0 | 10:40 | P | NO SIGNIFICANT CLINICAL OBSERVATIONS |
| | | | | 0 | 12:56 | P | NO SIGNIFICANT CLINICAL OBSERVATIONS |
| | | | | 1 | 7:55 | P | NO SIGNIFICANT CLINICAL OBSERVATIONS |

GRADE CODE: 1 - SLIGHT 2 - MODERATE 3 - SEVERE P - PRESENT

TABLE A3 (DOSING DAY OBSERVATIONS)
A 90-DAY DERMAL STUDY UTILIZING CLARIFIED OILS IN RATS
INDIVIDUAL CLINICAL OBSERVATIONS



STUDY DAYS: 0 THROUGH 89

| ANIMAL | SEX | GROUP | CATEGORY | STUDY DAY | TIME | GRADE | OBSERVATIONS |
|---|---|---|---|---|---|---|---|
| 10524 | F | 50 MG/KG/DAY | NORMAL | 1 | 9:41 | P | NO SIGNIFICANT CLINICAL OBSERVATIONS |
| | | | | 2 | 9:26 | P | NO SIGNIFICANT CLINICAL OBSERVATIONS |
| | | | | 2 | 11:22 | P | NO SIGNIFICANT CLINICAL OBSERVATIONS |
| | | | | 3 | 9:27 | P | NO SIGNIFICANT CLINICAL OBSERVATIONS |
| | | | | 3 | 11:25 | P | NO SIGNIFICANT CLINICAL OBSERVATIONS |
| | | | | 4 | 7:08 | P | NO SIGNIFICANT CLINICAL OBSERVATIONS |
| | | | | 4 | 9:01 | P | NO SIGNIFICANT CLINICAL OBSERVATIONS |
| | | | | 7 | 9:57 | P | NO SIGNIFICANT CLINICAL OBSERVATIONS |
| | | | | 7 | 11:50 | P | NO SIGNIFICANT CLINICAL OBSERVATIONS |
| | | | | 8 | 8:50 | P | NO SIGNIFICANT CLINICAL OBSERVATIONS |
| | | | | 8 | 10:44 | P | NO SIGNIFICANT CLINICAL OBSERVATIONS |
| | | | | 9 | 9:48 | P | NO SIGNIFICANT CLINICAL OBSERVATIONS |
| | | | | 9 | 11:30 | P | NO SIGNIFICANT CLINICAL OBSERVATIONS |
| | | | | 10 | 8:55 | P | NO SIGNIFICANT CLINICAL OBSERVATIONS |
| | | | | 10 | 10:23 | P | NO SIGNIFICANT CLINICAL OBSERVATIONS |
| | | | | 11 | 7:11 | P | NO SIGNIFICANT CLINICAL OBSERVATIONS |
| | | | | 14 | 9:41 | P | NO SIGNIFICANT CLINICAL OBSERVATIONS |
| | | | | 14 | 12:16 | P | NO SIGNIFICANT CLINICAL OBSERVATIONS |
| | | | | 15 | 9:09 | P | NO SIGNIFICANT CLINICAL OBSERVATIONS |
| | | | | 15 | 10:47 | P | NO SIGNIFICANT CLINICAL OBSERVATIONS |
| | | | | 16 | 8:46 | P | NO SIGNIFICANT CLINICAL OBSERVATIONS |
| | | | | 16 | 10:22 | P | NO SIGNIFICANT CLINICAL OBSERVATIONS |
| | | | | 17 | 8:54 | P | NO SIGNIFICANT CLINICAL OBSERVATIONS |
| | | | | 17 | 10:33 | P | NO SIGNIFICANT CLINICAL OBSERVATIONS |
| | | | | 18 | 7:02 | P | NO SIGNIFICANT CLINICAL OBSERVATIONS |
| | | | | 18 | 9:07 | P | NO SIGNIFICANT CLINICAL OBSERVATIONS |
| | | | | 21 | 9:35 | P | NO SIGNIFICANT CLINICAL OBSERVATIONS |
| | | | | 21 | 11:40 | P | NO SIGNIFICANT CLINICAL OBSERVATIONS |
| | | | | 22 | 7:46 | P | NO SIGNIFICANT CLINICAL OBSERVATIONS |

GRADE CODE: 1 - SLIGHT 2 - MODERATE 3 - SEVERE P - PRESENT

STUDY DAYS: 0 THROUGH 89

| ANIMAL | SEX | GROUP | CATEGORY | STUDY DAY | TIME | GRADE | OBSERVATIONS |
|---|---|---|---|---|---|---|---|
| 10524 | F | 50 MG/KG/DAY | NORMAL | 22 | 9:44 | P | NO SIGNIFICANT CLINICAL OBSERVATIONS |
| | | | | 23 | 7:32 | P | NO SIGNIFICANT CLINICAL OBSERVATIONS |
| | | | | 23 | 9:23 | P | NO SIGNIFICANT CLINICAL OBSERVATIONS |
| | | | | 24 | 8:13 | P | NO SIGNIFICANT CLINICAL OBSERVATIONS |
| | | | | 24 | 9:35 | P | NO SIGNIFICANT CLINICAL OBSERVATIONS |
| | | | | 25 | 7:26 | P | NO SIGNIFICANT CLINICAL OBSERVATIONS |
| | | | | 25 | 9:33 | P | NO SIGNIFICANT CLINICAL OBSERVATIONS |
| | | | | 28 | 9:29 | P | NO SIGNIFICANT CLINICAL OBSERVATIONS |
| | | | | 28 | 11:51 | P | NO SIGNIFICANT CLINICAL OBSERVATIONS |
| | | | | 29 | 7:50 | P | NO SIGNIFICANT CLINICAL OBSERVATIONS |
| | | | | 29 | 9:50 | P | NO SIGNIFICANT CLINICAL OBSERVATIONS |
| | | | | 30 | 7:41 | P | NO SIGNIFICANT CLINICAL OBSERVATIONS |
| | | | | 30 | 9:30 | P | NO SIGNIFICANT CLINICAL OBSERVATIONS |
| | | | | 31 | 7:55 | P | NO SIGNIFICANT CLINICAL OBSERVATIONS |
| | | | | 31 | 9:15 | P | NO SIGNIFICANT CLINICAL OBSERVATIONS |
| | | | | 32 | 7:36 | P | NO SIGNIFICANT CLINICAL OBSERVATIONS |
| | | | | 32 | 10:01 | P | NO SIGNIFICANT CLINICAL OBSERVATIONS |
| | | | | 35 | 9:21 | P | NO SIGNIFICANT CLINICAL OBSERVATIONS |
| | | | | 35 | 11:20 | P | NO SIGNIFICANT CLINICAL OBSERVATIONS |
| | | | | 36 | 8:48 | P | NO SIGNIFICANT CLINICAL OBSERVATIONS |
| | | | | 36 | 10:22 | P | NO SIGNIFICANT CLINICAL OBSERVATIONS |
| | | | | 37 | 8:34 | P | NO SIGNIFICANT CLINICAL OBSERVATIONS |
| | | | | 37 | 10:12 | P | NO SIGNIFICANT CLINICAL OBSERVATIONS |
| | | | | 38 | 8:30 | P | NO SIGNIFICANT CLINICAL OBSERVATIONS |
| | | | | 38 | 10:14 | P | NO SIGNIFICANT CLINICAL OBSERVATIONS |
| | | | | 39 | 7:20 | P | NO SIGNIFICANT CLINICAL OBSERVATIONS |
| | | | | 39 | 9:22 | P | NO SIGNIFICANT CLINICAL OBSERVATIONS |
| | | | | 42 | 11:18 | P | NO SIGNIFICANT CLINICAL OBSERVATIONS |
| | | | | 43 | 8:37 | P | NO SIGNIFICANT CLINICAL OBSERVATIONS |

GRADE CODE: 1 - SLIGHT 2 - MODERATE 3 - SEVERE P - PRESENT

STUDY DAYS: 0 THROUGH 89

| ANIMAL | SEX | GROUP | CATEGORY | STUDY DAY | TIME | GRADE | OBSERVATIONS |
|---|---|---|---|---|---|---|---|
| 10524 | F | 50 MG/KG/DAY | NORMAL | 43 | 10:24 | P | NO SIGNIFICANT CLINICAL OBSERVATIONS |
| | | | | 44 | 8:08 | P | NO SIGNIFICANT CLINICAL OBSERVATIONS |
| | | | | 44 | 9:56 | P | NO SIGNIFICANT CLINICAL OBSERVATIONS |
| | | | | 45 | 8:33 | P | NO SIGNIFICANT CLINICAL OBSERVATIONS |
| | | | | 45 | 10:02 | P | NO SIGNIFICANT CLINICAL OBSERVATIONS |
| | | | | 46 | 7:02 | P | NO SIGNIFICANT CLINICAL OBSERVATIONS |
| | | | | 46 | 9:00 | P | NO SIGNIFICANT CLINICAL OBSERVATIONS |
| | | | | 49 | 9:44 | P | NO SIGNIFICANT CLINICAL OBSERVATIONS |
| | | | | 49 | 12:13 | P | NO SIGNIFICANT CLINICAL OBSERVATIONS |
| | | | | 50 | 8:43 | P | NO SIGNIFICANT CLINICAL OBSERVATIONS |
| | | | | 50 | 10:55 | P | NO SIGNIFICANT CLINICAL OBSERVATIONS |
| | | | | 51 | 8:06 | P | NO SIGNIFICANT CLINICAL OBSERVATIONS |
| | | | | 51 | 10:01 | P | NO SIGNIFICANT CLINICAL OBSERVATIONS |
| | | | | 52 | 9:24 | P | NO SIGNIFICANT CLINICAL OBSERVATIONS |
| | | | | 52 | 11:40 | P | NO SIGNIFICANT CLINICAL OBSERVATIONS |
| | | | | 53 | 7:09 | P | NO SIGNIFICANT CLINICAL OBSERVATIONS |
| | | | | 53 | 9:14 | P | NO SIGNIFICANT CLINICAL OBSERVATIONS |
| | | | | 56 | 9:12 | P | NO SIGNIFICANT CLINICAL OBSERVATIONS |
| | | | | 56 | 11:15 | P | NO SIGNIFICANT CLINICAL OBSERVATIONS |
| | | | | 57 | 9:13 | P | NO SIGNIFICANT CLINICAL OBSERVATIONS |
| | | | | 59 | 7:29 | P | NO SIGNIFICANT CLINICAL OBSERVATIONS |
| | | | | 59 | 9:09 | P | NO SIGNIFICANT CLINICAL OBSERVATIONS |
| | | | | 60 | 7:47 | P | NO SIGNIFICANT CLINICAL OBSERVATIONS |
| | | | | 60 | 9:49 | P | NO SIGNIFICANT CLINICAL OBSERVATIONS |
| 10524 | F | 50 MG/KG/DAY | BODY/INTEGUMENT | 66 | 8:29 | P | THIN |
| | | | | 66 | 9:54 | P | THIN |
| 10524 | F | 50 MG/KG/DAY | CARDIO-PULMONARY | 57 | 10:43 | P | EXTREMITIES PALE |
| | | | | 58 | 7:49 | P | EXTREMITIES PALE |
| | | | | 58 | 9:35 | P | EXTREMITIES PALE |

GRADE CODE: 1 - SLIGHT 2 - MODERATE 3 - SEVERE P - PRESENT

STUDY DAYS: 0 THROUGH 89

| ANIMAL | SEX | GROUP | CATEGORY | STUDY DAY | TIME | GRADE | OBSERVATIONS |
|---|---|---|---|---|---|---|---|
| 10524 | F | 50 MG/KG/DAY | CARDIO-PULMONARY | 63 | 12:09 | P | EXTREMITIES PALE |
| | | | | 63 | 14:33 | P | EXTREMITIES PALE |
| | | | | 64 | 8:48 | P | EXTREMITIES PALE |
| | | | | 64 | 10:19 | P | EXTREMITIES PALE |
| | | | | 64 | 10:19 | P | EXTREMITIES COOL TO TOUCH |
| | | | | 65 | 8:54 | P | EXTREMITIES PALE |
| | | | | 65 | 11:00 | P | EXTREMITIES PALE |
| | | | | 66 | 8:29 | P | EXTREMITIES PALE |
| | | | | 66 | 9:54 | P | EXTREMITIES PALE |
| | | | | 67 | 7:37 | P | EXTREMITIES PALE |
| | | | | 67 | 9:23 | P | EXTREMITIES PALE |
| | | | | 70 | 8:23 | P | EXTREMITIES PALE |
| | | | | 70 | 8:23 | P | BODY COOL TO TOUCH |
| | | | | 70 | 8:23 | P | BODY PALE |
| 10524 | F | 50 MG/KG/DAY | EYES/EARS/NOSE | 63 | 12:09 | P | DRIED RED MATERIAL AROUND NOSE |
| 10524 | F | 50 MG/KG/DAY | EXCRETA | 58 | 7:49 | P | FECES SMALLER THAN NORMAL |
| | | | | 63 | 12:09 | P | DEFECATION DECREASED |
| | | | | 64 | 8:49 | P | FECES SMALLER THAN NORMAL |
| | | | | 65 | 8:55 | P | FECES SMALLER THAN NORMAL |
| | | | | 70 | 8:23 | P | DEFECATION DECREASED |
| 10526 | F | 50 MG/KG/DAY | NORMAL | 0 | 10:40 | P | NO SIGNIFICANT CLINICAL OBSERVATIONS |
| | | | | 0 | 12:56 | P | NO SIGNIFICANT CLINICAL OBSERVATIONS |
| | | | | 1 | 7:55 | P | NO SIGNIFICANT CLINICAL OBSERVATIONS |
| | | | | 1 | 9:42 | P | NO SIGNIFICANT CLINICAL OBSERVATIONS |
| | | | | 2 | 9:26 | P | NO SIGNIFICANT CLINICAL OBSERVATIONS |
| | | | | 2 | 11:23 | P | NO SIGNIFICANT CLINICAL OBSERVATIONS |
| | | | | 3 | 9:27 | P | NO SIGNIFICANT CLINICAL OBSERVATIONS |
| | | | | 3 | 11:25 | P | NO SIGNIFICANT CLINICAL OBSERVATIONS |
| | | | | 4 | 7:08 | P | NO SIGNIFICANT CLINICAL OBSERVATIONS |

GRADE CODE: 1 - SLIGHT 2 - MODERATE 3 - SEVERE P - PRESENT

STUDY DAYS: 0 THROUGH 89

| ANIMAL | SEX | GROUP | CATEGORY | STUDY DAY | TIME | GRADE | OBSERVATIONS |
|---|---|---|---|---|---|---|---|
| 10526 | F | 50 MG/KG/DAY | NORMAL | 4 | 9:01 | P | NO SIGNIFICANT CLINICAL OBSERVATIONS |
| | | | | 7 | 9:57 | P | NO SIGNIFICANT CLINICAL OBSERVATIONS |
| | | | | 7 | 11:50 | P | NO SIGNIFICANT CLINICAL OBSERVATIONS |
| | | | | 8 | 8:50 | P | NO SIGNIFICANT CLINICAL OBSERVATIONS |
| | | | | 8 | 10:44 | P | NO SIGNIFICANT CLINICAL OBSERVATIONS |
| | | | | 9 | 9:48 | P | NO SIGNIFICANT CLINICAL OBSERVATIONS |
| | | | | 9 | 11:30 | P | NO SIGNIFICANT CLINICAL OBSERVATIONS |
| | | | | 10 | 8:55 | P | NO SIGNIFICANT CLINICAL OBSERVATIONS |
| | | | | 10 | 10:23 | P | NO SIGNIFICANT CLINICAL OBSERVATIONS |
| | | | | 11 | 7:11 | P | NO SIGNIFICANT CLINICAL OBSERVATIONS |
| | | | | 11 | 9:27 | P | NO SIGNIFICANT CLINICAL OBSERVATIONS |
| | | | | 14 | 9:42 | P | NO SIGNIFICANT CLINICAL OBSERVATIONS |
| | | | | 14 | 12:16 | P | NO SIGNIFICANT CLINICAL OBSERVATIONS |
| | | | | 15 | 9:09 | P | NO SIGNIFICANT CLINICAL OBSERVATIONS |
| | | | | 15 | 10:47 | P | NO SIGNIFICANT CLINICAL OBSERVATIONS |
| | | | | 16 | 8:46 | P | NO SIGNIFICANT CLINICAL OBSERVATIONS |
| | | | | 16 | 10:22 | P | NO SIGNIFICANT CLINICAL OBSERVATIONS |
| | | | | 17 | 8:55 | P | NO SIGNIFICANT CLINICAL OBSERVATIONS |
| | | | | 17 | 10:34 | P | NO SIGNIFICANT CLINICAL OBSERVATIONS |
| | | | | 18 | 7:03 | P | NO SIGNIFICANT CLINICAL OBSERVATIONS |
| | | | | 18 | 9:07 | P | NO SIGNIFICANT CLINICAL OBSERVATIONS |
| | | | | 21 | 9:35 | P | NO SIGNIFICANT CLINICAL OBSERVATIONS |
| | | | | 21 | 11:40 | P | NO SIGNIFICANT CLINICAL OBSERVATIONS |
| | | | | 22 | 7:46 | P | NO SIGNIFICANT CLINICAL OBSERVATIONS |
| | | | | 22 | 9:44 | P | NO SIGNIFICANT CLINICAL OBSERVATIONS |
| | | | | 23 | 7:32 | P | NO SIGNIFICANT CLINICAL OBSERVATIONS |
| | | | | 23 | 9:24 | P | NO SIGNIFICANT CLINICAL OBSERVATIONS |
| | | | | 24 | 8:13 | P | NO SIGNIFICANT CLINICAL OBSERVATIONS |
| | | | | 24 | 9:35 | P | NO SIGNIFICANT CLINICAL OBSERVATIONS |

GRADE CODE: 1 - SLIGHT 2 - MODERATE 3 - SEVERE P - PRESENT

STUDY DAYS: 0 THROUGH 89

| ANIMAL | SEX | GROUP | CATEGORY | STUDY DAY | TIME | GRADE | OBSERVATIONS |
|---|---|---|---|---|---|---|---|
| 10526 | F | 50 MG/KG/DAY | NORMAL | 25 | 7:26 | P | NO SIGNIFICANT CLINICAL OBSERVATIONS |
| | | | | 25 | 9:34 | P | NO SIGNIFICANT CLINICAL OBSERVATIONS |
| | | | | 28 | 9:29 | P | NO SIGNIFICANT CLINICAL OBSERVATIONS |
| | | | | 28 | 11:51 | P | NO SIGNIFICANT CLINICAL OBSERVATIONS |
| | | | | 29 | 7:50 | P | NO SIGNIFICANT CLINICAL OBSERVATIONS |
| | | | | 29 | 9:51 | P | NO SIGNIFICANT CLINICAL OBSERVATIONS |
| | | | | 30 | 7:42 | P | NO SIGNIFICANT CLINICAL OBSERVATIONS |
| | | | | 30 | 9:30 | P | NO SIGNIFICANT CLINICAL OBSERVATIONS |
| | | | | 31 | 7:56 | P | NO SIGNIFICANT CLINICAL OBSERVATIONS |
| | | | | 31 | 9:16 | P | NO SIGNIFICANT CLINICAL OBSERVATIONS |
| | | | | 32 | 7:36 | P | NO SIGNIFICANT CLINICAL OBSERVATIONS |
| | | | | 32 | 10:01 | P | NO SIGNIFICANT CLINICAL OBSERVATIONS |
| | | | | 35 | 9:21 | P | NO SIGNIFICANT CLINICAL OBSERVATIONS |
| | | | | 35 | 11:20 | P | NO SIGNIFICANT CLINICAL OBSERVATIONS |
| | | | | 36 | 8:48 | P | NO SIGNIFICANT CLINICAL OBSERVATIONS |
| | | | | 36 | 10:22 | P | NO SIGNIFICANT CLINICAL OBSERVATIONS |
| | | | | 37 | 8:35 | P | NO SIGNIFICANT CLINICAL OBSERVATIONS |
| | | | | 37 | 10:12 | P | NO SIGNIFICANT CLINICAL OBSERVATIONS |
| | | | | 38 | 8:30 | P | NO SIGNIFICANT CLINICAL OBSERVATIONS |
| | | | | 38 | 10:14 | P | NO SIGNIFICANT CLINICAL OBSERVATIONS |
| | | | | 39 | 7:20 | P | NO SIGNIFICANT CLINICAL OBSERVATIONS |
| | | | | 39 | 9:22 | P | NO SIGNIFICANT CLINICAL OBSERVATIONS |
| | | | | 42 | 11:18 | P | NO SIGNIFICANT CLINICAL OBSERVATIONS |
| | | | | 43 | 8:37 | P | NO SIGNIFICANT CLINICAL OBSERVATIONS |
| | | | | 43 | 10:24 | P | NO SIGNIFICANT CLINICAL OBSERVATIONS |
| | | | | 44 | 8:08 | P | NO SIGNIFICANT CLINICAL OBSERVATIONS |
| | | | | 44 | 9:56 | P | NO SIGNIFICANT CLINICAL OBSERVATIONS |
| | | | | 45 | 8:34 | P | NO SIGNIFICANT CLINICAL OBSERVATIONS |
| | | | | 45 | 10:02 | P | NO SIGNIFICANT CLINICAL OBSERVATIONS |

GRADE CODE: 1 - SLIGHT 2 - MODERATE 3 - SEVERE P - PRESENT

STUDY DAYS: 0 THROUGH 89

| ANIMAL | SEX | GROUP | CATEGORY | STUDY DAY | TIME | GRADE | OBSERVATIONS |
|---|---|---|---|---|---|---|---|
| 10526 | F | 50 MG/KG/DAY | NORMAL | 46 | 7:02 | P | NO SIGNIFICANT CLINICAL OBSERVATIONS |
| | | | | 46 | 9:00 | P | NO SIGNIFICANT CLINICAL OBSERVATIONS |
| | | | | 49 | 9:44 | P | NO SIGNIFICANT CLINICAL OBSERVATIONS |
| | | | | 49 | 12:13 | P | NO SIGNIFICANT CLINICAL OBSERVATIONS |
| | | | | 50 | 8:43 | P | NO SIGNIFICANT CLINICAL OBSERVATIONS |
| | | | | 50 | 10:55 | P | NO SIGNIFICANT CLINICAL OBSERVATIONS |
| | | | | 51 | 8:06 | P | NO SIGNIFICANT CLINICAL OBSERVATIONS |
| | | | | 51 | 10:01 | P | NO SIGNIFICANT CLINICAL OBSERVATIONS |
| | | | | 52 | 9:24 | P | NO SIGNIFICANT CLINICAL OBSERVATIONS |
| | | | | 52 | 11:40 | P | NO SIGNIFICANT CLINICAL OBSERVATIONS |
| | | | | 53 | 7:09 | P | NO SIGNIFICANT CLINICAL OBSERVATIONS |
| | | | | 53 | 9:14 | P | NO SIGNIFICANT CLINICAL OBSERVATIONS |
| | | | | 56 | 9:13 | P | NO SIGNIFICANT CLINICAL OBSERVATIONS |
| | | | | 56 | 11:15 | P | NO SIGNIFICANT CLINICAL OBSERVATIONS |
| | | | | 57 | 9:13 | P | NO SIGNIFICANT CLINICAL OBSERVATIONS |
| | | | | 57 | 10:43 | P | NO SIGNIFICANT CLINICAL OBSERVATIONS |
| | | | | 58 | 7:49 | P | NO SIGNIFICANT CLINICAL OBSERVATIONS |
| | | | | 58 | 9:35 | P | NO SIGNIFICANT CLINICAL OBSERVATIONS |
| | | | | 59 | 7:29 | P | NO SIGNIFICANT CLINICAL OBSERVATIONS |
| | | | | 59 | 9:09 | P | NO SIGNIFICANT CLINICAL OBSERVATIONS |
| | | | | 60 | 7:47 | P | NO SIGNIFICANT CLINICAL OBSERVATIONS |
| | | | | 60 | 9:49 | P | NO SIGNIFICANT CLINICAL OBSERVATIONS |
| | | | | 63 | 12:09 | P | NO SIGNIFICANT CLINICAL OBSERVATIONS |
| | | | | 63 | 14:33 | P | NO SIGNIFICANT CLINICAL OBSERVATIONS |
| | | | | 64 | 8:49 | P | NO SIGNIFICANT CLINICAL OBSERVATIONS |
| | | | | 64 | 10:19 | P | NO SIGNIFICANT CLINICAL OBSERVATIONS |
| | | | | 65 | 8:55 | P | NO SIGNIFICANT CLINICAL OBSERVATIONS |
| | | | | 65 | 11:00 | P | NO SIGNIFICANT CLINICAL OBSERVATIONS |
| | | | | 66 | 8:29 | P | NO SIGNIFICANT CLINICAL OBSERVATIONS |

GRADE CODE: 1 - SLIGHT 2 - MODERATE 3 - SEVERE P - PRESENT

STUDY DAYS: 0 THROUGH 89

| ANIMAL | SEX | GROUP | CATEGORY | STUDY DAY | TIME | GRADE | OBSERVATIONS |
|---|---|---|---|---|---|---|---|
| 10526 | F | 50 MG/KG/DAY | NORMAL | 66 | 9:54 | P | NO SIGNIFICANT CLINICAL OBSERVATIONS |
| | | | | 67 | 7:37 | P | NO SIGNIFICANT CLINICAL OBSERVATIONS |
| | | | | 67 | 9:24 | P | NO SIGNIFICANT CLINICAL OBSERVATIONS |
| | | | | 70 | 8:24 | P | NO SIGNIFICANT CLINICAL OBSERVATIONS |
| | | | | 70 | 10:53 | P | NO SIGNIFICANT CLINICAL OBSERVATIONS |
| | | | | 71 | 8:23 | P | NO SIGNIFICANT CLINICAL OBSERVATIONS |
| | | | | 71 | 9:55 | P | NO SIGNIFICANT CLINICAL OBSERVATIONS |
| | | | | 72 | 7:36 | P | NO SIGNIFICANT CLINICAL OBSERVATIONS |
| | | | | 72 | 9:09 | P | NO SIGNIFICANT CLINICAL OBSERVATIONS |
| | | | | 73 | 7:36 | P | NO SIGNIFICANT CLINICAL OBSERVATIONS |
| | | | | 73 | 9:19 | P | NO SIGNIFICANT CLINICAL OBSERVATIONS |
| | | | | 74 | 7:22 | P | NO SIGNIFICANT CLINICAL OBSERVATIONS |
| | | | | 74 | 9:35 | P | NO SIGNIFICANT CLINICAL OBSERVATIONS |
| | | | | 77 | 8:40 | P | NO SIGNIFICANT CLINICAL OBSERVATIONS |
| | | | | 77 | 11:43 | P | NO SIGNIFICANT CLINICAL OBSERVATIONS |
| | | | | 78 | 9:46 | P | NO SIGNIFICANT CLINICAL OBSERVATIONS |
| | | | | 78 | 11:37 | P | NO SIGNIFICANT CLINICAL OBSERVATIONS |
| | | | | 79 | 7:28 | P | NO SIGNIFICANT CLINICAL OBSERVATIONS |
| | | | | 79 | 9:04 | P | NO SIGNIFICANT CLINICAL OBSERVATIONS |
| | | | | 80 | 9:00 | P | NO SIGNIFICANT CLINICAL OBSERVATIONS |
| | | | | 80 | 10:43 | P | NO SIGNIFICANT CLINICAL OBSERVATIONS |
| | | | | 81 | 7:40 | P | NO SIGNIFICANT CLINICAL OBSERVATIONS |
| | | | | 81 | 9:32 | P | NO SIGNIFICANT CLINICAL OBSERVATIONS |
| | | | | 85 | 7:46 | P | NO SIGNIFICANT CLINICAL OBSERVATIONS |
| | | | | 85 | 9:48 | P | NO SIGNIFICANT CLINICAL OBSERVATIONS |
| | | | | 86 | 7:33 | P | NO SIGNIFICANT CLINICAL OBSERVATIONS |
| | | | | 86 | 9:31 | P | NO SIGNIFICANT CLINICAL OBSERVATIONS |
| | | | | 87 | 8:52 | P | NO SIGNIFICANT CLINICAL OBSERVATIONS |
| | | | | 87 | 10:44 | P | NO SIGNIFICANT CLINICAL OBSERVATIONS |

GRADE CODE: 1 - SLIGHT 2 - MODERATE 3 - SEVERE P - PRESENT

STUDY DAYS: 0 THROUGH 89

| ANIMAL | SEX | GROUP | CATEGORY | STUDY DAY | TIME | GRADE | OBSERVATIONS |
|---|---|---|---|---|---|---|---|
| 10526 | F | 50 MG/KG/DAY | NORMAL | 88 | 6:56 | P | NO SIGNIFICANT CLINICAL OBSERVATIONS |
| | | | | 88 | 9:18 | P | NO SIGNIFICANT CLINICAL OBSERVATIONS |
| | | | | 89 | 6:26 | P | NO SIGNIFICANT CLINICAL OBSERVATIONS |
| | | | | 89 | 7:49 | P | NO SIGNIFICANT CLINICAL OBSERVATIONS |
| 10527 | F | 50 MG/KG/DAY | NORMAL | 0 | 10:41 | P | NO SIGNIFICANT CLINICAL OBSERVATIONS |
| | | | | 0 | 12:56 | P | NO SIGNIFICANT CLINICAL OBSERVATIONS |
| | | | | 1 | 7:55 | P | NO SIGNIFICANT CLINICAL OBSERVATIONS |
| | | | | 1 | 9:42 | P | NO SIGNIFICANT CLINICAL OBSERVATIONS |
| | | | | 2 | 9:26 | P | NO SIGNIFICANT CLINICAL OBSERVATIONS |
| | | | | 2 | 11:23 | P | NO SIGNIFICANT CLINICAL OBSERVATIONS |
| | | | | 3 | 9:27 | P | NO SIGNIFICANT CLINICAL OBSERVATIONS |
| | | | | 3 | 11:25 | P | NO SIGNIFICANT CLINICAL OBSERVATIONS |
| | | | | 4 | 7:08 | P | NO SIGNIFICANT CLINICAL OBSERVATIONS |
| | | | | 4 | 9:02 | P | NO SIGNIFICANT CLINICAL OBSERVATIONS |
| | | | | 7 | 9:58 | P | NO SIGNIFICANT CLINICAL OBSERVATIONS |
| | | | | 7 | 11:50 | P | NO SIGNIFICANT CLINICAL OBSERVATIONS |
| | | | | 8 | 8:50 | P | NO SIGNIFICANT CLINICAL OBSERVATIONS |
| | | | | 8 | 10:44 | P | NO SIGNIFICANT CLINICAL OBSERVATIONS |
| | | | | 9 | 9:48 | P | NO SIGNIFICANT CLINICAL OBSERVATIONS |
| | | | | 9 | 11:30 | P | NO SIGNIFICANT CLINICAL OBSERVATIONS |
| | | | | 10 | 8:55 | P | NO SIGNIFICANT CLINICAL OBSERVATIONS |
| | | | | 10 | 10:24 | P | NO SIGNIFICANT CLINICAL OBSERVATIONS |
| | | | | 11 | 7:12 | P | NO SIGNIFICANT CLINICAL OBSERVATIONS |
| | | | | 11 | 9:27 | P | NO SIGNIFICANT CLINICAL OBSERVATIONS |
| | | | | 14 | 9:42 | P | NO SIGNIFICANT CLINICAL OBSERVATIONS |
| | | | | 14 | 12:16 | P | NO SIGNIFICANT CLINICAL OBSERVATIONS |
| | | | | 15 | 9:09 | P | NO SIGNIFICANT CLINICAL OBSERVATIONS |
| | | | | 15 | 10:47 | P | NO SIGNIFICANT CLINICAL OBSERVATIONS |
| | | | | 16 | 8:46 | P | NO SIGNIFICANT CLINICAL OBSERVATIONS |

GRADE CODE: 1 - SLIGHT 2 - MODERATE 3 - SEVERE P - PRESENT

STUDY DAYS: 0 THROUGH 89

| ANIMAL | SEX | GROUP | CATEGORY | STUDY DAY | TIME | GRADE | OBSERVATIONS |
|---|---|---|---|---|---|---|---|
| 10527 | F | 50 MG/KG/DAY | NORMAL | 16 | 10:22 | P | NO SIGNIFICANT CLINICAL OBSERVATIONS |
| | | | | 17 | 8:55 | P | NO SIGNIFICANT CLINICAL OBSERVATIONS |
| | | | | 17 | 10:34 | P | NO SIGNIFICANT CLINICAL OBSERVATIONS |
| | | | | 18 | 7:03 | P | NO SIGNIFICANT CLINICAL OBSERVATIONS |
| | | | | 18 | 9:08 | P | NO SIGNIFICANT CLINICAL OBSERVATIONS |
| | | | | 21 | 9:35 | P | NO SIGNIFICANT CLINICAL OBSERVATIONS |
| | | | | 21 | 11:41 | P | NO SIGNIFICANT CLINICAL OBSERVATIONS |
| | | | | 22 | 7:47 | P | NO SIGNIFICANT CLINICAL OBSERVATIONS |
| | | | | 22 | 9:44 | P | NO SIGNIFICANT CLINICAL OBSERVATIONS |
| | | | | 23 | 7:33 | P | NO SIGNIFICANT CLINICAL OBSERVATIONS |
| | | | | 23 | 9:24 | P | NO SIGNIFICANT CLINICAL OBSERVATIONS |
| | | | | 24 | 8:13 | P | NO SIGNIFICANT CLINICAL OBSERVATIONS |
| | | | | 24 | 9:35 | P | NO SIGNIFICANT CLINICAL OBSERVATIONS |
| | | | | 25 | 7:26 | P | NO SIGNIFICANT CLINICAL OBSERVATIONS |
| | | | | 25 | 9:34 | P | NO SIGNIFICANT CLINICAL OBSERVATIONS |
| | | | | 28 | 9:30 | P | NO SIGNIFICANT CLINICAL OBSERVATIONS |
| | | | | 28 | 11:51 | P | NO SIGNIFICANT CLINICAL OBSERVATIONS |
| | | | | 29 | 7:50 | P | NO SIGNIFICANT CLINICAL OBSERVATIONS |
| | | | | 29 | 9:51 | P | NO SIGNIFICANT CLINICAL OBSERVATIONS |
| | | | | 30 | 7:42 | P | NO SIGNIFICANT CLINICAL OBSERVATIONS |
| | | | | 30 | 9:30 | P | NO SIGNIFICANT CLINICAL OBSERVATIONS |
| | | | | 31 | 7:56 | P | NO SIGNIFICANT CLINICAL OBSERVATIONS |
| | | | | 31 | 9:16 | P | NO SIGNIFICANT CLINICAL OBSERVATIONS |
| | | | | 32 | 7:36 | P | NO SIGNIFICANT CLINICAL OBSERVATIONS |
| | | | | 32 | 10:01 | P | NO SIGNIFICANT CLINICAL OBSERVATIONS |
| | | | | 35 | 9:21 | P | NO SIGNIFICANT CLINICAL OBSERVATIONS |
| | | | | 35 | 11:20 | P | NO SIGNIFICANT CLINICAL OBSERVATIONS |
| | | | | 36 | 8:48 | P | NO SIGNIFICANT CLINICAL OBSERVATIONS |
| | | | | 36 | 10:22 | P | NO SIGNIFICANT CLINICAL OBSERVATIONS |

GRADE CODE: 1 - SLIGHT 2 - MODERATE 3 - SEVERE P - PRESENT

STUDY DAYS: 0 THROUGH 89

| ANIMAL | SEX | GROUP | CATEGORY | STUDY DAY | TIME | GRADE | OBSERVATIONS |
|---|---|---|---|---|---|---|---|
| 10527 | F | 50 MG/KG/DAY | NORMAL | 37 | 8:35 | P | NO SIGNIFICANT CLINICAL OBSERVATIONS |
| | | | | 37 | 10:13 | P | NO SIGNIFICANT CLINICAL OBSERVATIONS |
| | | | | 38 | 8:30 | P | NO SIGNIFICANT CLINICAL OBSERVATIONS |
| | | | | 38 | 10:14 | P | NO SIGNIFICANT CLINICAL OBSERVATIONS |
| | | | | 39 | 7:20 | P | NO SIGNIFICANT CLINICAL OBSERVATIONS |
| | | | | 39 | 9:22 | P | NO SIGNIFICANT CLINICAL OBSERVATIONS |
| | | | | 42 | 11:18 | P | NO SIGNIFICANT CLINICAL OBSERVATIONS |
| | | | | 43 | 8:37 | P | NO SIGNIFICANT CLINICAL OBSERVATIONS |
| | | | | 43 | 10:24 | P | NO SIGNIFICANT CLINICAL OBSERVATIONS |
| | | | | 44 | 8:08 | P | NO SIGNIFICANT CLINICAL OBSERVATIONS |
| | | | | 44 | 9:56 | P | NO SIGNIFICANT CLINICAL OBSERVATIONS |
| | | | | 45 | 8:34 | P | NO SIGNIFICANT CLINICAL OBSERVATIONS |
| | | | | 45 | 10:02 | P | NO SIGNIFICANT CLINICAL OBSERVATIONS |
| | | | | 46 | 7:03 | P | NO SIGNIFICANT CLINICAL OBSERVATIONS |
| | | | | 46 | 9:00 | P | NO SIGNIFICANT CLINICAL OBSERVATIONS |
| | | | | 49 | 9:44 | P | NO SIGNIFICANT CLINICAL OBSERVATIONS |
| | | | | 49 | 12:13 | P | NO SIGNIFICANT CLINICAL OBSERVATIONS |
| | | | | 50 | 8:44 | P | NO SIGNIFICANT CLINICAL OBSERVATIONS |
| | | | | 50 | 10:55 | P | NO SIGNIFICANT CLINICAL OBSERVATIONS |
| | | | | 51 | 8:06 | P | NO SIGNIFICANT CLINICAL OBSERVATIONS |
| | | | | 51 | 10:01 | P | NO SIGNIFICANT CLINICAL OBSERVATIONS |
| | | | | 52 | 9:24 | P | NO SIGNIFICANT CLINICAL OBSERVATIONS |
| | | | | 52 | 11:40 | P | NO SIGNIFICANT CLINICAL OBSERVATIONS |
| | | | | 53 | 7:09 | P | NO SIGNIFICANT CLINICAL OBSERVATIONS |
| | | | | 53 | 9:14 | P | NO SIGNIFICANT CLINICAL OBSERVATIONS |
| | | | | 56 | 9:13 | P | NO SIGNIFICANT CLINICAL OBSERVATIONS |
| | | | | 56 | 11:15 | P | NO SIGNIFICANT CLINICAL OBSERVATIONS |
| | | | | 57 | 9:13 | P | NO SIGNIFICANT CLINICAL OBSERVATIONS |
| | | | | 57 | 10:43 | P | NO SIGNIFICANT CLINICAL OBSERVATIONS |

GRADE CODE: 1 - SLIGHT 2 - MODERATE 3 - SEVERE P - PRESENT

STUDY DAYS: 0 THROUGH 89

| ANIMAL | SEX | GROUP | CATEGORY | STUDY DAY | TIME | GRADE | OBSERVATIONS |
|---|---|---|---|---|---|---|---|
| 10527 | F | 50 MG/KG/DAY | NORMAL | 58 | 7:49 | P | NO SIGNIFICANT CLINICAL OBSERVATIONS |
| | | | | 58 | 9:35 | P | NO SIGNIFICANT CLINICAL OBSERVATIONS |
| | | | | 59 | 7:29 | P | NO SIGNIFICANT CLINICAL OBSERVATIONS |
| | | | | 59 | 9:09 | P | NO SIGNIFICANT CLINICAL OBSERVATIONS |
| | | | | 60 | 7:48 | P | NO SIGNIFICANT CLINICAL OBSERVATIONS |
| | | | | 60 | 9:50 | P | NO SIGNIFICANT CLINICAL OBSERVATIONS |
| | | | | 63 | 12:10 | P | NO SIGNIFICANT CLINICAL OBSERVATIONS |
| | | | | 63 | 14:33 | P | NO SIGNIFICANT CLINICAL OBSERVATIONS |
| | | | | 64 | 8:49 | P | NO SIGNIFICANT CLINICAL OBSERVATIONS |
| | | | | 64 | 10:19 | P | NO SIGNIFICANT CLINICAL OBSERVATIONS |
| | | | | 65 | 8:55 | P | NO SIGNIFICANT CLINICAL OBSERVATIONS |
| | | | | 65 | 11:00 | P | NO SIGNIFICANT CLINICAL OBSERVATIONS |
| | | | | 66 | 8:29 | P | NO SIGNIFICANT CLINICAL OBSERVATIONS |
| | | | | 66 | 9:54 | P | NO SIGNIFICANT CLINICAL OBSERVATIONS |
| | | | | 67 | 7:37 | P | NO SIGNIFICANT CLINICAL OBSERVATIONS |
| | | | | 67 | 9:24 | P | NO SIGNIFICANT CLINICAL OBSERVATIONS |
| | | | | 70 | 8:24 | P | NO SIGNIFICANT CLINICAL OBSERVATIONS |
| | | | | 70 | 10:53 | P | NO SIGNIFICANT CLINICAL OBSERVATIONS |
| | | | | 71 | 8:23 | P | NO SIGNIFICANT CLINICAL OBSERVATIONS |
| | | | | 71 | 9:55 | P | NO SIGNIFICANT CLINICAL OBSERVATIONS |
| | | | | 72 | 7:36 | P | NO SIGNIFICANT CLINICAL OBSERVATIONS |
| | | | | 72 | 9:09 | P | NO SIGNIFICANT CLINICAL OBSERVATIONS |
| | | | | 73 | 7:36 | P | NO SIGNIFICANT CLINICAL OBSERVATIONS |
| | | | | 73 | 9:19 | P | NO SIGNIFICANT CLINICAL OBSERVATIONS |
| | | | | 74 | 7:22 | P | NO SIGNIFICANT CLINICAL OBSERVATIONS |
| | | | | 74 | 9:35 | P | NO SIGNIFICANT CLINICAL OBSERVATIONS |
| | | | | 77 | 8:40 | P | NO SIGNIFICANT CLINICAL OBSERVATIONS |
| | | | | 77 | 11:43 | P | NO SIGNIFICANT CLINICAL OBSERVATIONS |
| | | | | 78 | 9:46 | P | NO SIGNIFICANT CLINICAL OBSERVATIONS |

GRADE CODE: 1 - SLIGHT 2 - MODERATE 3 - SEVERE P - PRESENT

STUDY DAYS: 0 THROUGH 89

| ANIMAL | SEX | GROUP | CATEGORY | STUDY DAY | TIME | GRADE | OBSERVATIONS |
|---|---|---|---|---|---|---|---|
| 10527 | F | 50 MG/KG/DAY | NORMAL | 78 | 11:38 | P | NO SIGNIFICANT CLINICAL OBSERVATIONS |
| | | | | 79 | 7:28 | P | NO SIGNIFICANT CLINICAL OBSERVATIONS |
| | | | | 79 | 9:04 | P | NO SIGNIFICANT CLINICAL OBSERVATIONS |
| | | | | 80 | 9:00 | P | NO SIGNIFICANT CLINICAL OBSERVATIONS |
| | | | | 80 | 10:43 | P | NO SIGNIFICANT CLINICAL OBSERVATIONS |
| | | | | 81 | 7:40 | P | NO SIGNIFICANT CLINICAL OBSERVATIONS |
| | | | | 81 | 9:33 | P | NO SIGNIFICANT CLINICAL OBSERVATIONS |
| | | | | 85 | 7:47 | P | NO SIGNIFICANT CLINICAL OBSERVATIONS |
| | | | | 85 | 9:48 | P | NO SIGNIFICANT CLINICAL OBSERVATIONS |
| | | | | 86 | 7:34 | P | NO SIGNIFICANT CLINICAL OBSERVATIONS |
| | | | | 86 | 9:32 | P | NO SIGNIFICANT CLINICAL OBSERVATIONS |
| | | | | 87 | 8:52 | P | NO SIGNIFICANT CLINICAL OBSERVATIONS |
| | | | | 87 | 10:45 | P | NO SIGNIFICANT CLINICAL OBSERVATIONS |
| | | | | 88 | 6:56 | P | NO SIGNIFICANT CLINICAL OBSERVATIONS |
| | | | | 88 | 9:18 | P | NO SIGNIFICANT CLINICAL OBSERVATIONS |
| | | | | 89 | 6:26 | P | NO SIGNIFICANT CLINICAL OBSERVATIONS |
| | | | | 89 | 7:50 | P | NO SIGNIFICANT CLINICAL OBSERVATIONS |
| 10529 | F | 50 MG/KG/DAY | NORMAL | 0 | 10:41 | P | NO SIGNIFICANT CLINICAL OBSERVATIONS |
| | | | | 0 | 12:56 | P | NO SIGNIFICANT CLINICAL OBSERVATIONS |
| | | | | 1 | 7:56 | P | NO SIGNIFICANT CLINICAL OBSERVATIONS |
| | | | | 1 | 9:42 | P | NO SIGNIFICANT CLINICAL OBSERVATIONS |
| | | | | 2 | 9:27 | P | NO SIGNIFICANT CLINICAL OBSERVATIONS |
| | | | | 2 | 11:23 | P | NO SIGNIFICANT CLINICAL OBSERVATIONS |
| | | | | 3 | 9:27 | P | NO SIGNIFICANT CLINICAL OBSERVATIONS |
| | | | | 3 | 11:26 | P | NO SIGNIFICANT CLINICAL OBSERVATIONS |
| | | | | 4 | 7:08 | P | NO SIGNIFICANT CLINICAL OBSERVATIONS |
| | | | | 4 | 9:02 | P | NO SIGNIFICANT CLINICAL OBSERVATIONS |
| | | | | 7 | 9:58 | P | NO SIGNIFICANT CLINICAL OBSERVATIONS |
| | | | | 7 | 11:50 | P | NO SIGNIFICANT CLINICAL OBSERVATIONS |

GRADE CODE: 1 - SLIGHT 2 - MODERATE 3 - SEVERE P - PRESENT

STUDY DAYS: 0 THROUGH 89

| ANIMAL | SEX | GROUP | CATEGORY | STUDY DAY | TIME | GRADE | OBSERVATIONS |
|---|---|---|---|---|---|---|---|
| 10529 | F | 50 MG/KG/DAY | NORMAL | 8 | 8:50 | P | NO SIGNIFICANT CLINICAL OBSERVATIONS |
| | | | | 8 | 10:45 | P | NO SIGNIFICANT CLINICAL OBSERVATIONS |
| | | | | 9 | 9:49 | P | NO SIGNIFICANT CLINICAL OBSERVATIONS |
| | | | | 9 | 11:30 | P | NO SIGNIFICANT CLINICAL OBSERVATIONS |
| | | | | 10 | 8:55 | P | NO SIGNIFICANT CLINICAL OBSERVATIONS |
| | | | | 10 | 10:24 | P | NO SIGNIFICANT CLINICAL OBSERVATIONS |
| | | | | 11 | 7:12 | P | NO SIGNIFICANT CLINICAL OBSERVATIONS |
| | | | | 11 | 9:27 | P | NO SIGNIFICANT CLINICAL OBSERVATIONS |
| | | | | 14 | 9:42 | P | NO SIGNIFICANT CLINICAL OBSERVATIONS |
| | | | | 14 | 12:16 | P | NO SIGNIFICANT CLINICAL OBSERVATIONS |
| | | | | 15 | 9:09 | P | NO SIGNIFICANT CLINICAL OBSERVATIONS |
| | | | | 15 | 10:48 | P | NO SIGNIFICANT CLINICAL OBSERVATIONS |
| | | | | 16 | 8:46 | P | NO SIGNIFICANT CLINICAL OBSERVATIONS |
| | | | | 16 | 10:22 | P | NO SIGNIFICANT CLINICAL OBSERVATIONS |
| | | | | 17 | 8:55 | P | NO SIGNIFICANT CLINICAL OBSERVATIONS |
| | | | | 17 | 10:34 | P | NO SIGNIFICANT CLINICAL OBSERVATIONS |
| | | | | 18 | 7:03 | P | NO SIGNIFICANT CLINICAL OBSERVATIONS |
| | | | | 18 | 9:08 | P | NO SIGNIFICANT CLINICAL OBSERVATIONS |
| | | | | 21 | 9:36 | P | NO SIGNIFICANT CLINICAL OBSERVATIONS |
| | | | | 21 | 11:41 | P | NO SIGNIFICANT CLINICAL OBSERVATIONS |
| | | | | 22 | 7:47 | P | NO SIGNIFICANT CLINICAL OBSERVATIONS |
| | | | | 22 | 9:44 | P | NO SIGNIFICANT CLINICAL OBSERVATIONS |
| | | | | 23 | 7:33 | P | NO SIGNIFICANT CLINICAL OBSERVATIONS |
| | | | | 23 | 9:24 | P | NO SIGNIFICANT CLINICAL OBSERVATIONS |
| | | | | 24 | 8:13 | P | NO SIGNIFICANT CLINICAL OBSERVATIONS |
| | | | | 24 | 9:35 | P | NO SIGNIFICANT CLINICAL OBSERVATIONS |
| | | | | 25 | 7:26 | P | NO SIGNIFICANT CLINICAL OBSERVATIONS |
| | | | | 25 | 9:35 | P | NO SIGNIFICANT CLINICAL OBSERVATIONS |
| | | | | 28 | 9:31 | P | NO SIGNIFICANT CLINICAL OBSERVATIONS |

GRADE CODE: 1 - SLIGHT 2 - MODERATE 3 - SEVERE P - PRESENT

STUDY DAYS: 0 THROUGH 89

| ANIMAL | SEX | GROUP | CATEGORY | STUDY DAY | TIME | GRADE | OBSERVATIONS |
|---|---|---|---|---|---|---|---|
| 10529 | F | 50 MG/KG/DAY | NORMAL | 28 | 11:52 | P | NO SIGNIFICANT CLINICAL OBSERVATIONS |
| | | | | 29 | 7:50 | P | NO SIGNIFICANT CLINICAL OBSERVATIONS |
| | | | | 29 | 9:51 | P | NO SIGNIFICANT CLINICAL OBSERVATIONS |
| | | | | 30 | 7:42 | P | NO SIGNIFICANT CLINICAL OBSERVATIONS |
| | | | | 30 | 9:30 | P | NO SIGNIFICANT CLINICAL OBSERVATIONS |
| | | | | 31 | 7:56 | P | NO SIGNIFICANT CLINICAL OBSERVATIONS |
| | | | | 31 | 9:16 | P | NO SIGNIFICANT CLINICAL OBSERVATIONS |
| | | | | 32 | 7:36 | P | NO SIGNIFICANT CLINICAL OBSERVATIONS |
| | | | | 32 | 10:01 | P | NO SIGNIFICANT CLINICAL OBSERVATIONS |
| | | | | 35 | 9:21 | P | NO SIGNIFICANT CLINICAL OBSERVATIONS |
| | | | | 35 | 11:20 | P | NO SIGNIFICANT CLINICAL OBSERVATIONS |
| | | | | 36 | 8:48 | P | NO SIGNIFICANT CLINICAL OBSERVATIONS |
| | | | | 36 | 10:22 | P | NO SIGNIFICANT CLINICAL OBSERVATIONS |
| | | | | 37 | 8:35 | P | NO SIGNIFICANT CLINICAL OBSERVATIONS |
| | | | | 37 | 10:13 | P | NO SIGNIFICANT CLINICAL OBSERVATIONS |
| | | | | 38 | 8:31 | P | NO SIGNIFICANT CLINICAL OBSERVATIONS |
| | | | | 38 | 10:14 | P | NO SIGNIFICANT CLINICAL OBSERVATIONS |
| | | | | 39 | 7:20 | P | NO SIGNIFICANT CLINICAL OBSERVATIONS |
| | | | | 39 | 9:22 | P | NO SIGNIFICANT CLINICAL OBSERVATIONS |
| | | | | 42 | 11:19 | P | NO SIGNIFICANT CLINICAL OBSERVATIONS |
| | | | | 43 | 8:38 | P | NO SIGNIFICANT CLINICAL OBSERVATIONS |
| | | | | 43 | 10:24 | P | NO SIGNIFICANT CLINICAL OBSERVATIONS |
| | | | | 44 | 8:08 | P | NO SIGNIFICANT CLINICAL OBSERVATIONS |
| | | | | 44 | 9:56 | P | NO SIGNIFICANT CLINICAL OBSERVATIONS |
| | | | | 45 | 8:34 | P | NO SIGNIFICANT CLINICAL OBSERVATIONS |
| | | | | 45 | 10:03 | P | NO SIGNIFICANT CLINICAL OBSERVATIONS |
| | | | | 46 | 7:03 | P | NO SIGNIFICANT CLINICAL OBSERVATIONS |
| | | | | 46 | 9:00 | P | NO SIGNIFICANT CLINICAL OBSERVATIONS |
| | | | | 49 | 9:45 | P | NO SIGNIFICANT CLINICAL OBSERVATIONS |

GRADE CODE: 1 - SLIGHT 2 - MODERATE 3 - SEVERE P - PRESENT

STUDY DAYS: 0 THROUGH 89

| ANIMAL | SEX | GROUP | CATEGORY | STUDY DAY | TIME | GRADE | OBSERVATIONS |
|---|---|---|---|---|---|---|---|
| 10529 | F | 50 MG/KG/DAY | NORMAL | 49 | 12:13 | P | NO SIGNIFICANT CLINICAL OBSERVATIONS |
| | | | | 50 | 8:44 | P | NO SIGNIFICANT CLINICAL OBSERVATIONS |
| | | | | 50 | 10:55 | P | NO SIGNIFICANT CLINICAL OBSERVATIONS |
| | | | | 51 | 8:07 | P | NO SIGNIFICANT CLINICAL OBSERVATIONS |
| | | | | 51 | 10:01 | P | NO SIGNIFICANT CLINICAL OBSERVATIONS |
| | | | | 52 | 9:25 | P | NO SIGNIFICANT CLINICAL OBSERVATIONS |
| | | | | 52 | 11:40 | P | NO SIGNIFICANT CLINICAL OBSERVATIONS |
| | | | | 53 | 7:09 | P | NO SIGNIFICANT CLINICAL OBSERVATIONS |
| | | | | 53 | 9:14 | P | NO SIGNIFICANT CLINICAL OBSERVATIONS |
| | | | | 56 | 9:13 | P | NO SIGNIFICANT CLINICAL OBSERVATIONS |
| | | | | 56 | 11:15 | P | NO SIGNIFICANT CLINICAL OBSERVATIONS |
| | | | | 57 | 9:14 | P | NO SIGNIFICANT CLINICAL OBSERVATIONS |
| | | | | 57 | 10:43 | P | NO SIGNIFICANT CLINICAL OBSERVATIONS |
| | | | | 58 | 7:49 | P | NO SIGNIFICANT CLINICAL OBSERVATIONS |
| | | | | 58 | 9:35 | P | NO SIGNIFICANT CLINICAL OBSERVATIONS |
| | | | | 59 | 7:29 | P | NO SIGNIFICANT CLINICAL OBSERVATIONS |
| | | | | 59 | 9:09 | P | NO SIGNIFICANT CLINICAL OBSERVATIONS |
| | | | | 60 | 7:48 | P | NO SIGNIFICANT CLINICAL OBSERVATIONS |
| | | | | 60 | 9:50 | P | NO SIGNIFICANT CLINICAL OBSERVATIONS |
| | | | | 63 | 12:10 | P | NO SIGNIFICANT CLINICAL OBSERVATIONS |
| | | | | 63 | 14:32 | P | NO SIGNIFICANT CLINICAL OBSERVATIONS |
| | | | | 64 | 8:49 | P | NO SIGNIFICANT CLINICAL OBSERVATIONS |
| | | | | 64 | 10:19 | P | NO SIGNIFICANT CLINICAL OBSERVATIONS |
| | | | | 65 | 8:55 | P | NO SIGNIFICANT CLINICAL OBSERVATIONS |
| | | | | 65 | 11:00 | P | NO SIGNIFICANT CLINICAL OBSERVATIONS |
| | | | | 66 | 8:29 | P | NO SIGNIFICANT CLINICAL OBSERVATIONS |
| | | | | 66 | 9:55 | P | NO SIGNIFICANT CLINICAL OBSERVATIONS |
| | | | | 67 | 7:37 | P | NO SIGNIFICANT CLINICAL OBSERVATIONS |
| | | | | 67 | 9:25 | P | NO SIGNIFICANT CLINICAL OBSERVATIONS |

GRADE CODE: 1 - SLIGHT 2 - MODERATE 3 - SEVERE P - PRESENT

STUDY DAYS: 0 THROUGH 89

| ANIMAL | SEX | GROUP | CATEGORY | STUDY DAY | TIME | GRADE | OBSERVATIONS |
|---|---|---|---|---|---|---|---|
| 10529 | F | 50 MG/KG/DAY | NORMAL | 70 | 8:24 | P | NO SIGNIFICANT CLINICAL OBSERVATIONS |
| | | | | 70 | 10:53 | P | NO SIGNIFICANT CLINICAL OBSERVATIONS |
| | | | | 71 | 8:23 | P | NO SIGNIFICANT CLINICAL OBSERVATIONS |
| | | | | 71 | 9:55 | P | NO SIGNIFICANT CLINICAL OBSERVATIONS |
| | | | | 72 | 7:36 | P | NO SIGNIFICANT CLINICAL OBSERVATIONS |
| | | | | 72 | 9:09 | P | NO SIGNIFICANT CLINICAL OBSERVATIONS |
| | | | | 73 | 7:36 | P | NO SIGNIFICANT CLINICAL OBSERVATIONS |
| | | | | 73 | 9:19 | P | NO SIGNIFICANT CLINICAL OBSERVATIONS |
| | | | | 74 | 7:22 | P | NO SIGNIFICANT CLINICAL OBSERVATIONS |
| | | | | 74 | 9:35 | P | NO SIGNIFICANT CLINICAL OBSERVATIONS |
| | | | | 77 | 8:40 | P | NO SIGNIFICANT CLINICAL OBSERVATIONS |
| | | | | 77 | 11:43 | P | NO SIGNIFICANT CLINICAL OBSERVATIONS |
| | | | | 78 | 9:46 | P | NO SIGNIFICANT CLINICAL OBSERVATIONS |
| | | | | 78 | 11:38 | P | NO SIGNIFICANT CLINICAL OBSERVATIONS |
| | | | | 79 | 7:28 | P | NO SIGNIFICANT CLINICAL OBSERVATIONS |
| | | | | 79 | 9:04 | P | NO SIGNIFICANT CLINICAL OBSERVATIONS |
| | | | | 80 | 9:01 | P | NO SIGNIFICANT CLINICAL OBSERVATIONS |
| | | | | 80 | 10:43 | P | NO SIGNIFICANT CLINICAL OBSERVATIONS |
| | | | | 81 | 7:40 | P | NO SIGNIFICANT CLINICAL OBSERVATIONS |
| | | | | 81 | 9:33 | P | NO SIGNIFICANT CLINICAL OBSERVATIONS |
| | | | | 85 | 7:47 | P | NO SIGNIFICANT CLINICAL OBSERVATIONS |
| | | | | 85 | 9:48 | P | NO SIGNIFICANT CLINICAL OBSERVATIONS |
| | | | | 86 | 7:34 | P | NO SIGNIFICANT CLINICAL OBSERVATIONS |
| | | | | 86 | 9:32 | P | NO SIGNIFICANT CLINICAL OBSERVATIONS |
| | | | | 87 | 8:52 | P | NO SIGNIFICANT CLINICAL OBSERVATIONS |
| | | | | 87 | 10:45 | P | NO SIGNIFICANT CLINICAL OBSERVATIONS |
| | | | | 88 | 6:56 | P | NO SIGNIFICANT CLINICAL OBSERVATIONS |
| | | | | 88 | 9:18 | P | NO SIGNIFICANT CLINICAL OBSERVATIONS |
| | | | | 89 | 6:26 | P | NO SIGNIFICANT CLINICAL OBSERVATIONS |

GRADE CODE: 1 - SLIGHT 2 - MODERATE 3 - SEVERE P - PRESENT

TABLE A3 (DOSING DAY OBSERVATIONS)
A 90-DAY DERMAL STUDY UTILIZING CLARIFIED OILS IN RATS
INDIVIDUAL CLINICAL OBSERVATIONS



STUDY DAYS: 0 THROUGH 89

| ANIMAL | SEX | GROUP | CATEGORY | STUDY DAY | TIME | GRADE | OBSERVATIONS |
|---|---|---|---|---|---|---|---|
| 10529 | F | 50 MG/KG/DAY | NORMAL | 89 | 7:50 | P | NO SIGNIFICANT CLINICAL OBSERVATIONS |

GRADE CODE: 1 - SLIGHT 2 - MODERATE 3 - SEVERE P - PRESENT

PCRDv4.17
08/22/2011
R:08/22/2011

TABLE A4 (DAILY OBSERVATIONS - NONDOSING DAYS)

PROJECT NO.:WIL-402023U — A 90-DAY DERMAL STUDY UTILIZING CLARIFIED OILS IN RATS — PAGE 1

SPONSOR:AMERICAN PETROLEUM — INDIVIDUAL CLINICAL OBSERVATIONS

STUDY DAYS: 5 THROUGH 84

| ANIMAL | SEX | GROUP | CATEGORY | STUDY DAY | TIME | GRADE | OBSERVATIONS |
|---|---|---|---|---|---|---|---|
| 10419 | M | UNTREATED | NORMAL | 5 | 7:28 | P | NO SIGNIFICANT CLINICAL OBSERVATIONS |
| | | | | 19 | 9:35 | P | NO SIGNIFICANT CLINICAL OBSERVATIONS |
| | | | | 20 | 13:43 | P | NO SIGNIFICANT CLINICAL OBSERVATIONS |
| | | | | 26 | 13:07 | P | NO SIGNIFICANT CLINICAL OBSERVATIONS |
| | | | | 27 | 9:54 | P | NO SIGNIFICANT CLINICAL OBSERVATIONS |
| | | | | 33 | 11:42 | P | NO SIGNIFICANT CLINICAL OBSERVATIONS |
| | | | | 34 | 9:39 | P | NO SIGNIFICANT CLINICAL OBSERVATIONS |
| | | | | 40 | 9:16 | P | NO SIGNIFICANT CLINICAL OBSERVATIONS |
| | | | | 41 | 9:32 | P | NO SIGNIFICANT CLINICAL OBSERVATIONS |
| | | | | 47 | 13:17 | P | NO SIGNIFICANT CLINICAL OBSERVATIONS |
| | | | | 48 | 12:39 | P | NO SIGNIFICANT CLINICAL OBSERVATIONS |
| | | | | 54 | 15:01 | P | NO SIGNIFICANT CLINICAL OBSERVATIONS |
| | | | | 55 | 14:01 | P | NO SIGNIFICANT CLINICAL OBSERVATIONS |
| | | | | 61 | 7:33 | P | NO SIGNIFICANT CLINICAL OBSERVATIONS |
| | | | | 62 | 12:37 | P | NO SIGNIFICANT CLINICAL OBSERVATIONS |
| | | | | 68 | 8:42 | P | NO SIGNIFICANT CLINICAL OBSERVATIONS |
| | | | | 69 | 8:25 | P | NO SIGNIFICANT CLINICAL OBSERVATIONS |
| | | | | 75 | 9:02 | P | NO SIGNIFICANT CLINICAL OBSERVATIONS |
| | | | | 76 | 9:13 | P | NO SIGNIFICANT CLINICAL OBSERVATIONS |
| | | | | 82 | 11:53 | P | NO SIGNIFICANT CLINICAL OBSERVATIONS |
| | | | | 83 | 9:20 | P | NO SIGNIFICANT CLINICAL OBSERVATIONS |
| 10419 | M | UNTREATED | EYES/EARS/NOSE | 12 | 10:15 | P | DRIED RED MATERIAL AROUND LEFT EYE |
| | | | | 13 | 9:36 | P | DRIED RED MATERIAL AROUND LEFT EYE |
| 10419 | M | UNTREATED | ORAL/DENTAL | 6 | 6:49 | P | WET CLEAR MATERIAL AROUND MOUTH |
| 10419 | M | UNTREATED | SPECIAL | 12 | 10:15 | P | SWOLLEN FACIAL AREA |
| 10430 | M | UNTREATED | NORMAL | 5 | 7:28 | P | NO SIGNIFICANT CLINICAL OBSERVATIONS |
| | | | | 6 | 6:50 | P | NO SIGNIFICANT CLINICAL OBSERVATIONS |
| | | | | 12 | 10:15 | P | NO SIGNIFICANT CLINICAL OBSERVATIONS |
| | | | | 13 | 9:36 | P | NO SIGNIFICANT CLINICAL OBSERVATIONS |

GRADE CODE: 1 - SLIGHT 2 - MODERATE 3 - SEVERE P - PRESENT

STUDY DAYS: 5 THROUGH 84

| ANIMAL | SEX | GROUP | CATEGORY | STUDY DAY | TIME | GRADE | OBSERVATIONS |
|---|---|---|---|---|---|---|---|
| 10430 | M | UNTREATED | NORMAL | 19 | 9:35 | P | NO SIGNIFICANT CLINICAL OBSERVATIONS |
| | | | | 20 | 13:43 | P | NO SIGNIFICANT CLINICAL OBSERVATIONS |
| | | | | 26 | 13:07 | P | NO SIGNIFICANT CLINICAL OBSERVATIONS |
| | | | | 27 | 9:54 | P | NO SIGNIFICANT CLINICAL OBSERVATIONS |
| | | | | 33 | 11:42 | P | NO SIGNIFICANT CLINICAL OBSERVATIONS |
| | | | | 34 | 9:39 | P | NO SIGNIFICANT CLINICAL OBSERVATIONS |
| | | | | 40 | 9:16 | P | NO SIGNIFICANT CLINICAL OBSERVATIONS |
| | | | | 41 | 9:33 | P | NO SIGNIFICANT CLINICAL OBSERVATIONS |
| | | | | 47 | 13:17 | P | NO SIGNIFICANT CLINICAL OBSERVATIONS |
| | | | | 48 | 12:39 | P | NO SIGNIFICANT CLINICAL OBSERVATIONS |
| | | | | 54 | 15:01 | P | NO SIGNIFICANT CLINICAL OBSERVATIONS |
| | | | | 55 | 14:01 | P | NO SIGNIFICANT CLINICAL OBSERVATIONS |
| | | | | 61 | 7:34 | P | NO SIGNIFICANT CLINICAL OBSERVATIONS |
| | | | | 62 | 12:37 | P | NO SIGNIFICANT CLINICAL OBSERVATIONS |
| | | | | 68 | 8:42 | P | NO SIGNIFICANT CLINICAL OBSERVATIONS |
| | | | | 69 | 8:25 | P | NO SIGNIFICANT CLINICAL OBSERVATIONS |
| | | | | 75 | 9:02 | P | NO SIGNIFICANT CLINICAL OBSERVATIONS |
| | | | | 76 | 9:13 | P | NO SIGNIFICANT CLINICAL OBSERVATIONS |
| | | | | 82 | 11:54 | P | NO SIGNIFICANT CLINICAL OBSERVATIONS |
| | | | | 83 | 9:21 | P | NO SIGNIFICANT CLINICAL OBSERVATIONS |
| 10437 | M | UNTREATED | NORMAL | 5 | 7:28 | P | NO SIGNIFICANT CLINICAL OBSERVATIONS |
| | | | | 12 | 10:15 | P | NO SIGNIFICANT CLINICAL OBSERVATIONS |
| | | | | 13 | 9:37 | P | NO SIGNIFICANT CLINICAL OBSERVATIONS |
| | | | | 19 | 9:35 | P | NO SIGNIFICANT CLINICAL OBSERVATIONS |
| | | | | 20 | 13:44 | P | NO SIGNIFICANT CLINICAL OBSERVATIONS |
| | | | | 26 | 13:07 | P | NO SIGNIFICANT CLINICAL OBSERVATIONS |
| | | | | 27 | 9:54 | P | NO SIGNIFICANT CLINICAL OBSERVATIONS |
| | | | | 33 | 11:43 | P | NO SIGNIFICANT CLINICAL OBSERVATIONS |
| | | | | 34 | 9:39 | P | NO SIGNIFICANT CLINICAL OBSERVATIONS |

GRADE CODE: 1 - SLIGHT 2 - MODERATE 3 - SEVERE P - PRESENT

STUDY DAYS: 5 THROUGH 84

| ANIMAL | SEX | GROUP | CATEGORY | STUDY DAY | TIME | GRADE | OBSERVATIONS |
|---|---|---|---|---|---|---|---|
| 10437 | M | UNTREATED | NORMAL | 40 | 9:16 | P | NO SIGNIFICANT CLINICAL OBSERVATIONS |
| | | | | 41 | 9:33 | P | NO SIGNIFICANT CLINICAL OBSERVATIONS |
| | | | | 47 | 13:17 | P | NO SIGNIFICANT CLINICAL OBSERVATIONS |
| | | | | 48 | 12:40 | P | NO SIGNIFICANT CLINICAL OBSERVATIONS |
| | | | | 54 | 15:01 | P | NO SIGNIFICANT CLINICAL OBSERVATIONS |
| | | | | 55 | 14:02 | P | NO SIGNIFICANT CLINICAL OBSERVATIONS |
| | | | | 61 | 7:34 | P | NO SIGNIFICANT CLINICAL OBSERVATIONS |
| | | | | 62 | 12:38 | P | NO SIGNIFICANT CLINICAL OBSERVATIONS |
| | | | | 75 | 9:02 | P | NO SIGNIFICANT CLINICAL OBSERVATIONS |
| | | | | 76 | 9:13 | P | NO SIGNIFICANT CLINICAL OBSERVATIONS |
| | | | | 82 | 11:54 | P | NO SIGNIFICANT CLINICAL OBSERVATIONS |
| | | | | 83 | 9:21 | P | NO SIGNIFICANT CLINICAL OBSERVATIONS |
| 10437 | M | UNTREATED | EYES/EARS/NOSE | 6 | 6:50 | P | DRIED RED MATERIAL AROUND NOSE |
| | | | | 68 | 8:42 | P | DRIED RED MATERIAL AROUND NOSE |
| | | | | 69 | 8:25 | P | DRIED RED MATERIAL AROUND NOSE |
| 10444 | M | UNTREATED | NORMAL | 5 | 7:28 | P | NO SIGNIFICANT CLINICAL OBSERVATIONS |
| | | | | 6 | 6:50 | P | NO SIGNIFICANT CLINICAL OBSERVATIONS |
| | | | | 13 | 9:37 | P | NO SIGNIFICANT CLINICAL OBSERVATIONS |
| | | | | 19 | 9:35 | P | NO SIGNIFICANT CLINICAL OBSERVATIONS |
| | | | | 20 | 13:44 | P | NO SIGNIFICANT CLINICAL OBSERVATIONS |
| | | | | 26 | 13:07 | P | NO SIGNIFICANT CLINICAL OBSERVATIONS |
| | | | | 27 | 9:54 | P | NO SIGNIFICANT CLINICAL OBSERVATIONS |
| | | | | 33 | 11:43 | P | NO SIGNIFICANT CLINICAL OBSERVATIONS |
| | | | | 34 | 9:40 | P | NO SIGNIFICANT CLINICAL OBSERVATIONS |
| | | | | 40 | 9:16 | P | NO SIGNIFICANT CLINICAL OBSERVATIONS |
| | | | | 41 | 9:33 | P | NO SIGNIFICANT CLINICAL OBSERVATIONS |
| | | | | 47 | 13:17 | P | NO SIGNIFICANT CLINICAL OBSERVATIONS |
| | | | | 48 | 12:40 | P | NO SIGNIFICANT CLINICAL OBSERVATIONS |
| | | | | 54 | 15:01 | P | NO SIGNIFICANT CLINICAL OBSERVATIONS |

GRADE CODE: 1 - SLIGHT 2 - MODERATE 3 - SEVERE P - PRESENT

STUDY DAYS: 5 THROUGH 84

| ANIMAL | SEX | GROUP | CATEGORY | STUDY DAY | TIME | GRADE | OBSERVATIONS |
|---|---|---|---|---|---|---|---|
| 10444 | M | UNTREATED | NORMAL | 55 | 14:02 | P | NO SIGNIFICANT CLINICAL OBSERVATIONS |
| | | | | 61 | 7:34 | P | NO SIGNIFICANT CLINICAL OBSERVATIONS |
| | | | | 62 | 12:38 | P | NO SIGNIFICANT CLINICAL OBSERVATIONS |
| | | | | 68 | 8:43 | P | NO SIGNIFICANT CLINICAL OBSERVATIONS |
| | | | | 69 | 8:25 | P | NO SIGNIFICANT CLINICAL OBSERVATIONS |
| | | | | 75 | 9:02 | P | NO SIGNIFICANT CLINICAL OBSERVATIONS |
| | | | | 76 | 9:13 | P | NO SIGNIFICANT CLINICAL OBSERVATIONS |
| | | | | 82 | 11:54 | P | NO SIGNIFICANT CLINICAL OBSERVATIONS |
| | | | | 83 | 9:22 | P | NO SIGNIFICANT CLINICAL OBSERVATIONS |
| 10444 | M | UNTREATED | EYES/EARS/NOSE | 12 | 10:15 | P | DRIED RED MATERIAL AROUND NOSE |
| 10445 | M | UNTREATED | NORMAL | 5 | 7:29 | P | NO SIGNIFICANT CLINICAL OBSERVATIONS |
| | | | | 6 | 6:50 | P | NO SIGNIFICANT CLINICAL OBSERVATIONS |
| | | | | 12 | 10:16 | P | NO SIGNIFICANT CLINICAL OBSERVATIONS |
| | | | | 13 | 9:37 | P | NO SIGNIFICANT CLINICAL OBSERVATIONS |
| | | | | 19 | 9:35 | P | NO SIGNIFICANT CLINICAL OBSERVATIONS |
| | | | | 20 | 13:44 | P | NO SIGNIFICANT CLINICAL OBSERVATIONS |
| | | | | 26 | 13:07 | P | NO SIGNIFICANT CLINICAL OBSERVATIONS |
| | | | | 27 | 9:55 | P | NO SIGNIFICANT CLINICAL OBSERVATIONS |
| | | | | 33 | 11:43 | P | NO SIGNIFICANT CLINICAL OBSERVATIONS |
| | | | | 34 | 9:40 | P | NO SIGNIFICANT CLINICAL OBSERVATIONS |
| | | | | 41 | 9:33 | P | NO SIGNIFICANT CLINICAL OBSERVATIONS |
| | | | | 47 | 13:17 | P | NO SIGNIFICANT CLINICAL OBSERVATIONS |
| | | | | 48 | 12:40 | P | NO SIGNIFICANT CLINICAL OBSERVATIONS |
| | | | | 54 | 15:01 | P | NO SIGNIFICANT CLINICAL OBSERVATIONS |
| | | | | 55 | 14:03 | P | NO SIGNIFICANT CLINICAL OBSERVATIONS |
| | | | | 61 | 7:34 | P | NO SIGNIFICANT CLINICAL OBSERVATIONS |
| | | | | 62 | 12:38 | P | NO SIGNIFICANT CLINICAL OBSERVATIONS |
| | | | | 69 | 8:25 | P | NO SIGNIFICANT CLINICAL OBSERVATIONS |
| | | | | 75 | 9:03 | P | NO SIGNIFICANT CLINICAL OBSERVATIONS |

GRADE CODE: 1 - SLIGHT 2 - MODERATE 3 - SEVERE P - PRESENT

STUDY DAYS: 5 THROUGH 84

| ANIMAL | SEX | GROUP | CATEGORY | STUDY DAY | TIME | GRADE | OBSERVATIONS |
|---|---|---|---|---|---|---|---|
| 10445 | M | UNTREATED | NORMAL | 76 | 9:13 | P | NO SIGNIFICANT CLINICAL OBSERVATIONS |
| | | | | 82 | 11:55 | P | NO SIGNIFICANT CLINICAL OBSERVATIONS |
| | | | | 83 | 9:22 | P | NO SIGNIFICANT CLINICAL OBSERVATIONS |
| 10445 | M | UNTREATED | EYES/EARS/NOSE | 40 | 9:16 | P | DRIED RED MATERIAL AROUND RIGHT EYE |
| | | | | 68 | 8:43 | P | DRIED RED MATERIAL AROUND NOSE |
| 10447 | M | UNTREATED | NORMAL | 5 | 7:29 | P | NO SIGNIFICANT CLINICAL OBSERVATIONS |
| | | | | 6 | 6:50 | P | NO SIGNIFICANT CLINICAL OBSERVATIONS |
| | | | | 12 | 10:16 | P | NO SIGNIFICANT CLINICAL OBSERVATIONS |
| | | | | 13 | 9:37 | P | NO SIGNIFICANT CLINICAL OBSERVATIONS |
| | | | | 19 | 9:36 | P | NO SIGNIFICANT CLINICAL OBSERVATIONS |
| | | | | 20 | 13:45 | P | NO SIGNIFICANT CLINICAL OBSERVATIONS |
| | | | | 26 | 13:08 | P | NO SIGNIFICANT CLINICAL OBSERVATIONS |
| | | | | 27 | 9:55 | P | NO SIGNIFICANT CLINICAL OBSERVATIONS |
| | | | | 33 | 11:43 | P | NO SIGNIFICANT CLINICAL OBSERVATIONS |
| | | | | 34 | 9:40 | P | NO SIGNIFICANT CLINICAL OBSERVATIONS |
| | | | | 40 | 9:17 | P | NO SIGNIFICANT CLINICAL OBSERVATIONS |
| | | | | 41 | 9:33 | P | NO SIGNIFICANT CLINICAL OBSERVATIONS |
| | | | | 47 | 13:18 | P | NO SIGNIFICANT CLINICAL OBSERVATIONS |
| | | | | 48 | 12:40 | P | NO SIGNIFICANT CLINICAL OBSERVATIONS |
| | | | | 54 | 15:01 | P | NO SIGNIFICANT CLINICAL OBSERVATIONS |
| | | | | 55 | 14:03 | P | NO SIGNIFICANT CLINICAL OBSERVATIONS |
| | | | | 61 | 7:35 | P | NO SIGNIFICANT CLINICAL OBSERVATIONS |
| | | | | 62 | 12:39 | P | NO SIGNIFICANT CLINICAL OBSERVATIONS |
| | | | | 68 | 8:43 | P | NO SIGNIFICANT CLINICAL OBSERVATIONS |
| | | | | 69 | 8:25 | P | NO SIGNIFICANT CLINICAL OBSERVATIONS |
| | | | | 75 | 9:03 | P | NO SIGNIFICANT CLINICAL OBSERVATIONS |
| | | | | 76 | 9:13 | P | NO SIGNIFICANT CLINICAL OBSERVATIONS |
| | | | | 82 | 11:55 | P | NO SIGNIFICANT CLINICAL OBSERVATIONS |
| | | | | 83 | 9:22 | P | NO SIGNIFICANT CLINICAL OBSERVATIONS |

GRADE CODE: 1 - SLIGHT 2 - MODERATE 3 - SEVERE P - PRESENT

TABLE A4 (DAILY OBSERVATIONS - NONDOSING DAYS)

PROJECT NO.:WIL-402023U — A 90-DAY DERMAL STUDY UTILIZING CLARIFIED OILS IN RATS — PAGE 6

SPONSOR:AMERICAN PETROLEUM — INDIVIDUAL CLINICAL OBSERVATIONS

STUDY DAYS: 5 THROUGH 84

| ANIMAL | SEX | GROUP | CATEGORY | STUDY DAY | TIME | GRADE | OBSERVATIONS |
|---|---|---|---|---|---|---|---|
| 10447 | M | UNTREATED | NORMAL | 84 | 10:06 | P | NO SIGNIFICANT CLINICAL OBSERVATIONS |
| 10456 | M | UNTREATED | NORMAL | 5 | 7:29 | P | NO SIGNIFICANT CLINICAL OBSERVATIONS |
| | | | | 6 | 6:50 | P | NO SIGNIFICANT CLINICAL OBSERVATIONS |
| | | | | 12 | 10:16 | P | NO SIGNIFICANT CLINICAL OBSERVATIONS |
| | | | | 13 | 9:37 | P | NO SIGNIFICANT CLINICAL OBSERVATIONS |
| | | | | 19 | 9:36 | P | NO SIGNIFICANT CLINICAL OBSERVATIONS |
| | | | | 20 | 13:45 | P | NO SIGNIFICANT CLINICAL OBSERVATIONS |
| | | | | 26 | 13:08 | P | NO SIGNIFICANT CLINICAL OBSERVATIONS |
| | | | | 27 | 9:55 | P | NO SIGNIFICANT CLINICAL OBSERVATIONS |
| | | | | 33 | 11:43 | P | NO SIGNIFICANT CLINICAL OBSERVATIONS |
| | | | | 34 | 9:41 | P | NO SIGNIFICANT CLINICAL OBSERVATIONS |
| | | | | 41 | 9:34 | P | NO SIGNIFICANT CLINICAL OBSERVATIONS |
| | | | | 47 | 13:18 | P | NO SIGNIFICANT CLINICAL OBSERVATIONS |
| | | | | 48 | 12:41 | P | NO SIGNIFICANT CLINICAL OBSERVATIONS |
| | | | | 54 | 15:02 | P | NO SIGNIFICANT CLINICAL OBSERVATIONS |
| | | | | 55 | 14:03 | P | NO SIGNIFICANT CLINICAL OBSERVATIONS |
| | | | | 61 | 7:35 | P | NO SIGNIFICANT CLINICAL OBSERVATIONS |
| | | | | 62 | 12:39 | P | NO SIGNIFICANT CLINICAL OBSERVATIONS |
| | | | | 75 | 9:03 | P | NO SIGNIFICANT CLINICAL OBSERVATIONS |
| | | | | 76 | 9:14 | P | NO SIGNIFICANT CLINICAL OBSERVATIONS |
| | | | | 82 | 11:55 | P | NO SIGNIFICANT CLINICAL OBSERVATIONS |
| | | | | 83 | 9:23 | P | NO SIGNIFICANT CLINICAL OBSERVATIONS |
| | | | | 84 | 10:07 | P | NO SIGNIFICANT CLINICAL OBSERVATIONS |
| 10456 | M | UNTREATED | EYES/EARS/NOSE | 40 | 9:17 | P | DRIED RED MATERIAL AROUND NOSE |
| | | | | 68 | 8:43 | P | DRIED RED MATERIAL AROUND NOSE |
| | | | | 69 | 8:26 | P | DRIED RED MATERIAL AROUND NOSE |
| 10460 | M | UNTREATED | NORMAL | 5 | 7:29 | P | NO SIGNIFICANT CLINICAL OBSERVATIONS |
| | | | | 6 | 6:50 | P | NO SIGNIFICANT CLINICAL OBSERVATIONS |
| | | | | 12 | 10:16 | P | NO SIGNIFICANT CLINICAL OBSERVATIONS |

GRADE CODE: 1 - SLIGHT 2 - MODERATE 3 - SEVERE P - PRESENT

STUDY DAYS: 5 THROUGH 84

| ANIMAL | SEX | GROUP | CATEGORY | STUDY DAY | TIME | GRADE | OBSERVATIONS |
|---|---|---|---|---|---|---|---|
| 10460 | M | UNTREATED | NORMAL | 13 | 9:37 | P | NO SIGNIFICANT CLINICAL OBSERVATIONS |
| | | | | 19 | 9:36 | P | NO SIGNIFICANT CLINICAL OBSERVATIONS |
| | | | | 20 | 13:45 | P | NO SIGNIFICANT CLINICAL OBSERVATIONS |
| | | | | 26 | 13:08 | P | NO SIGNIFICANT CLINICAL OBSERVATIONS |
| | | | | 27 | 9:55 | P | NO SIGNIFICANT CLINICAL OBSERVATIONS |
| | | | | 33 | 11:43 | P | NO SIGNIFICANT CLINICAL OBSERVATIONS |
| | | | | 34 | 9:41 | P | NO SIGNIFICANT CLINICAL OBSERVATIONS |
| | | | | 40 | 9:17 | P | NO SIGNIFICANT CLINICAL OBSERVATIONS |
| | | | | 41 | 9:34 | P | NO SIGNIFICANT CLINICAL OBSERVATIONS |
| | | | | 47 | 13:18 | P | NO SIGNIFICANT CLINICAL OBSERVATIONS |
| | | | | 48 | 12:41 | P | NO SIGNIFICANT CLINICAL OBSERVATIONS |
| | | | | 54 | 15:02 | P | NO SIGNIFICANT CLINICAL OBSERVATIONS |
| | | | | 55 | 14:03 | P | NO SIGNIFICANT CLINICAL OBSERVATIONS |
| | | | | 61 | 7:35 | P | NO SIGNIFICANT CLINICAL OBSERVATIONS |
| | | | | 62 | 12:39 | P | NO SIGNIFICANT CLINICAL OBSERVATIONS |
| | | | | 68 | 8:43 | P | NO SIGNIFICANT CLINICAL OBSERVATIONS |
| | | | | 69 | 8:26 | P | NO SIGNIFICANT CLINICAL OBSERVATIONS |
| | | | | 75 | 9:03 | P | NO SIGNIFICANT CLINICAL OBSERVATIONS |
| | | | | 76 | 9:14 | P | NO SIGNIFICANT CLINICAL OBSERVATIONS |
| | | | | 82 | 11:55 | P | NO SIGNIFICANT CLINICAL OBSERVATIONS |
| | | | | 83 | 9:23 | P | NO SIGNIFICANT CLINICAL OBSERVATIONS |
| | | | | 84 | 10:07 | P | NO SIGNIFICANT CLINICAL OBSERVATIONS |
| 10462 | M | UNTREATED | NORMAL | 5 | 7:30 | P | NO SIGNIFICANT CLINICAL OBSERVATIONS |
| | | | | 6 | 6:51 | P | NO SIGNIFICANT CLINICAL OBSERVATIONS |
| | | | | 12 | 10:16 | P | NO SIGNIFICANT CLINICAL OBSERVATIONS |
| | | | | 13 | 9:37 | P | NO SIGNIFICANT CLINICAL OBSERVATIONS |
| | | | | 19 | 9:36 | P | NO SIGNIFICANT CLINICAL OBSERVATIONS |
| | | | | 20 | 13:46 | P | NO SIGNIFICANT CLINICAL OBSERVATIONS |
| | | | | 26 | 13:08 | P | NO SIGNIFICANT CLINICAL OBSERVATIONS |

GRADE CODE: 1 - SLIGHT 2 - MODERATE 3 - SEVERE P - PRESENT

STUDY DAYS: 5 THROUGH 84

| ANIMAL | SEX | GROUP | CATEGORY | STUDY DAY | TIME | GRADE | OBSERVATIONS |
|---|---|---|---|---|---|---|---|
| 10462 | M | UNTREATED | NORMAL | 27 | 9:55 | P | NO SIGNIFICANT CLINICAL OBSERVATIONS |
| | | | | 33 | 11:43 | P | NO SIGNIFICANT CLINICAL OBSERVATIONS |
| | | | | 34 | 9:41 | P | NO SIGNIFICANT CLINICAL OBSERVATIONS |
| | | | | 40 | 9:17 | P | NO SIGNIFICANT CLINICAL OBSERVATIONS |
| | | | | 41 | 9:34 | P | NO SIGNIFICANT CLINICAL OBSERVATIONS |
| | | | | 47 | 13:18 | P | NO SIGNIFICANT CLINICAL OBSERVATIONS |
| | | | | 48 | 12:41 | P | NO SIGNIFICANT CLINICAL OBSERVATIONS |
| | | | | 54 | 15:02 | P | NO SIGNIFICANT CLINICAL OBSERVATIONS |
| | | | | 55 | 14:04 | P | NO SIGNIFICANT CLINICAL OBSERVATIONS |
| | | | | 61 | 7:35 | P | NO SIGNIFICANT CLINICAL OBSERVATIONS |
| | | | | 62 | 12:39 | P | NO SIGNIFICANT CLINICAL OBSERVATIONS |
| | | | | 68 | 8:43 | P | NO SIGNIFICANT CLINICAL OBSERVATIONS |
| | | | | 69 | 8:26 | P | NO SIGNIFICANT CLINICAL OBSERVATIONS |
| | | | | 75 | 9:03 | P | NO SIGNIFICANT CLINICAL OBSERVATIONS |
| | | | | 76 | 9:14 | P | NO SIGNIFICANT CLINICAL OBSERVATIONS |
| | | | | 82 | 11:55 | P | NO SIGNIFICANT CLINICAL OBSERVATIONS |
| | | | | 83 | 9:23 | P | NO SIGNIFICANT CLINICAL OBSERVATIONS |
| | | | | 84 | 10:07 | P | NO SIGNIFICANT CLINICAL OBSERVATIONS |
| 10477 | M | UNTREATED | NORMAL | 5 | 7:30 | P | NO SIGNIFICANT CLINICAL OBSERVATIONS |
| | | | | 6 | 6:51 | P | NO SIGNIFICANT CLINICAL OBSERVATIONS |
| | | | | 12 | 10:16 | P | NO SIGNIFICANT CLINICAL OBSERVATIONS |
| | | | | 13 | 9:37 | P | NO SIGNIFICANT CLINICAL OBSERVATIONS |
| | | | | 19 | 9:36 | P | NO SIGNIFICANT CLINICAL OBSERVATIONS |
| | | | | 20 | 13:46 | P | NO SIGNIFICANT CLINICAL OBSERVATIONS |
| | | | | 26 | 13:08 | P | NO SIGNIFICANT CLINICAL OBSERVATIONS |
| | | | | 27 | 9:56 | P | NO SIGNIFICANT CLINICAL OBSERVATIONS |
| | | | | 33 | 11:44 | P | NO SIGNIFICANT CLINICAL OBSERVATIONS |
| | | | | 34 | 9:42 | P | NO SIGNIFICANT CLINICAL OBSERVATIONS |
| | | | | 40 | 9:17 | P | NO SIGNIFICANT CLINICAL OBSERVATIONS |

GRADE CODE: 1 - SLIGHT 2 - MODERATE 3 - SEVERE P - PRESENT

TABLE A4 (DAILY OBSERVATIONS - NONDOSING DAYS)

PROJECT NO.:WIL-402023U — A 90-DAY DERMAL STUDY UTILIZING CLARIFIED OILS IN RATS — PAGE 9

SPONSOR:AMERICAN PETROLEUM — INDIVIDUAL CLINICAL OBSERVATIONS

STUDY DAYS: 5 THROUGH 84

| ANIMAL | SEX | GROUP | CATEGORY | STUDY DAY | TIME | GRADE | OBSERVATIONS |
|---|---|---|---|---|---|---|---|
| 10477 | M | UNTREATED | NORMAL | 41 | 9:34 | P | NO SIGNIFICANT CLINICAL OBSERVATIONS |
| | | | | 47 | 13:18 | P | NO SIGNIFICANT CLINICAL OBSERVATIONS |
| | | | | 48 | 12:41 | P | NO SIGNIFICANT CLINICAL OBSERVATIONS |
| | | | | 54 | 15:02 | P | NO SIGNIFICANT CLINICAL OBSERVATIONS |
| | | | | 55 | 14:04 | P | NO SIGNIFICANT CLINICAL OBSERVATIONS |
| | | | | 61 | 7:36 | P | NO SIGNIFICANT CLINICAL OBSERVATIONS |
| | | | | 62 | 12:40 | P | NO SIGNIFICANT CLINICAL OBSERVATIONS |
| | | | | 68 | 8:43 | P | NO SIGNIFICANT CLINICAL OBSERVATIONS |
| | | | | 75 | 9:03 | P | NO SIGNIFICANT CLINICAL OBSERVATIONS |
| | | | | 76 | 9:14 | P | NO SIGNIFICANT CLINICAL OBSERVATIONS |
| | | | | 82 | 11:56 | P | NO SIGNIFICANT CLINICAL OBSERVATIONS |
| | | | | 83 | 9:24 | P | NO SIGNIFICANT CLINICAL OBSERVATIONS |
| | | | | 84 | 10:07 | P | NO SIGNIFICANT CLINICAL OBSERVATIONS |
| 10477 | M | UNTREATED | EYES/EARS/NOSE | 69 | 8:26 | P | DRIED RED MATERIAL AROUND NOSE |
| 10420 | M | 0 MG/KG/DAY | NORMAL | 6 | 6:52 | P | NO SIGNIFICANT CLINICAL OBSERVATIONS |
| | | | | 13 | 9:39 | P | NO SIGNIFICANT CLINICAL OBSERVATIONS |
| | | | | 19 | 9:39 | P | NO SIGNIFICANT CLINICAL OBSERVATIONS |
| | | | | 20 | 13:52 | P | NO SIGNIFICANT CLINICAL OBSERVATIONS |
| | | | | 26 | 13:10 | P | NO SIGNIFICANT CLINICAL OBSERVATIONS |
| | | | | 27 | 9:58 | P | NO SIGNIFICANT CLINICAL OBSERVATIONS |
| | | | | 33 | 11:45 | P | NO SIGNIFICANT CLINICAL OBSERVATIONS |
| | | | | 34 | 9:47 | P | NO SIGNIFICANT CLINICAL OBSERVATIONS |
| | | | | 41 | 9:38 | P | NO SIGNIFICANT CLINICAL OBSERVATIONS |
| | | | | 47 | 13:20 | P | NO SIGNIFICANT CLINICAL OBSERVATIONS |
| | | | | 48 | 12:44 | P | NO SIGNIFICANT CLINICAL OBSERVATIONS |
| | | | | 54 | 15:04 | P | NO SIGNIFICANT CLINICAL OBSERVATIONS |
| | | | | 55 | 14:07 | P | NO SIGNIFICANT CLINICAL OBSERVATIONS |
| | | | | 61 | 7:38 | P | NO SIGNIFICANT CLINICAL OBSERVATIONS |
| | | | | 62 | 12:43 | P | NO SIGNIFICANT CLINICAL OBSERVATIONS |

GRADE CODE: 1 - SLIGHT 2 - MODERATE 3 - SEVERE P - PRESENT

STUDY DAYS: 5 THROUGH 84

| ANIMAL | SEX | GROUP | CATEGORY | STUDY DAY | TIME | GRADE | OBSERVATIONS |
|---|---|---|---|---|---|---|---|
| 10420 | M | 0 MG/KG/DAY | NORMAL | 68 | 8:45 | P | NO SIGNIFICANT CLINICAL OBSERVATIONS |
| | | | | 69 | 8:27 | P | NO SIGNIFICANT CLINICAL OBSERVATIONS |
| | | | | 75 | 9:04 | P | NO SIGNIFICANT CLINICAL OBSERVATIONS |
| | | | | 76 | 9:21 | P | NO SIGNIFICANT CLINICAL OBSERVATIONS |
| | | | | 82 | 11:58 | P | NO SIGNIFICANT CLINICAL OBSERVATIONS |
| | | | | 83 | 9:28 | P | NO SIGNIFICANT CLINICAL OBSERVATIONS |
| 10420 | M | 0 MG/KG/DAY | EYES/EARS/NOSE | 5 | 7:33 | P | DRIED RED MATERIAL AROUND NOSE |
| | | | | 12 | 10:18 | P | DRIED RED MATERIAL AROUND NOSE |
| | | | | 40 | 9:19 | P | DRIED RED MATERIAL AROUND NOSE |
| 10432 | M | 0 MG/KG/DAY | NORMAL | 5 | 7:33 | P | NO SIGNIFICANT CLINICAL OBSERVATIONS |
| | | | | 6 | 6:52 | P | NO SIGNIFICANT CLINICAL OBSERVATIONS |
| | | | | 12 | 10:19 | P | NO SIGNIFICANT CLINICAL OBSERVATIONS |
| | | | | 13 | 9:39 | P | NO SIGNIFICANT CLINICAL OBSERVATIONS |
| | | | | 19 | 9:39 | P | NO SIGNIFICANT CLINICAL OBSERVATIONS |
| | | | | 20 | 13:52 | P | NO SIGNIFICANT CLINICAL OBSERVATIONS |
| | | | | 26 | 13:10 | P | NO SIGNIFICANT CLINICAL OBSERVATIONS |
| | | | | 27 | 9:59 | P | NO SIGNIFICANT CLINICAL OBSERVATIONS |
| | | | | 33 | 11:45 | P | NO SIGNIFICANT CLINICAL OBSERVATIONS |
| | | | | 34 | 9:48 | P | NO SIGNIFICANT CLINICAL OBSERVATIONS |
| | | | | 40 | 9:19 | P | NO SIGNIFICANT CLINICAL OBSERVATIONS |
| | | | | 41 | 9:38 | P | NO SIGNIFICANT CLINICAL OBSERVATIONS |
| | | | | 47 | 13:20 | P | NO SIGNIFICANT CLINICAL OBSERVATIONS |
| | | | | 48 | 12:44 | P | NO SIGNIFICANT CLINICAL OBSERVATIONS |
| | | | | 54 | 15:04 | P | NO SIGNIFICANT CLINICAL OBSERVATIONS |
| | | | | 55 | 14:07 | P | NO SIGNIFICANT CLINICAL OBSERVATIONS |
| | | | | 61 | 7:38 | P | NO SIGNIFICANT CLINICAL OBSERVATIONS |
| | | | | 62 | 12:44 | P | NO SIGNIFICANT CLINICAL OBSERVATIONS |
| | | | | 68 | 8:45 | P | NO SIGNIFICANT CLINICAL OBSERVATIONS |
| | | | | 69 | 8:28 | P | NO SIGNIFICANT CLINICAL OBSERVATIONS |

GRADE CODE: 1 - SLIGHT 2 - MODERATE 3 - SEVERE P - PRESENT

STUDY DAYS: 5 THROUGH 84

| ANIMAL | SEX | GROUP | CATEGORY | STUDY DAY | TIME | GRADE | OBSERVATIONS |
|---|---|---|---|---|---|---|---|
| 10432 | M | 0 MG/KG/DAY | NORMAL | 75 | 9:04 | P | NO SIGNIFICANT CLINICAL OBSERVATIONS |
| | | | | 76 | 9:21 | P | NO SIGNIFICANT CLINICAL OBSERVATIONS |
| | | | | 82 | 11:58 | P | NO SIGNIFICANT CLINICAL OBSERVATIONS |
| | | | | 83 | 9:29 | P | NO SIGNIFICANT CLINICAL OBSERVATIONS |
| 10438 | M | 0 MG/KG/DAY | NORMAL | 13 | 9:39 | P | NO SIGNIFICANT CLINICAL OBSERVATIONS |
| | | | | 19 | 9:39 | P | NO SIGNIFICANT CLINICAL OBSERVATIONS |
| | | | | 20 | 13:52 | P | NO SIGNIFICANT CLINICAL OBSERVATIONS |
| | | | | 26 | 13:11 | P | NO SIGNIFICANT CLINICAL OBSERVATIONS |
| | | | | 27 | 9:59 | P | NO SIGNIFICANT CLINICAL OBSERVATIONS |
| | | | | 33 | 11:45 | P | NO SIGNIFICANT CLINICAL OBSERVATIONS |
| | | | | 34 | 9:48 | P | NO SIGNIFICANT CLINICAL OBSERVATIONS |
| | | | | 40 | 9:19 | P | NO SIGNIFICANT CLINICAL OBSERVATIONS |
| | | | | 41 | 9:38 | P | NO SIGNIFICANT CLINICAL OBSERVATIONS |
| | | | | 47 | 13:20 | P | NO SIGNIFICANT CLINICAL OBSERVATIONS |
| | | | | 48 | 12:44 | P | NO SIGNIFICANT CLINICAL OBSERVATIONS |
| | | | | 54 | 15:04 | P | NO SIGNIFICANT CLINICAL OBSERVATIONS |
| | | | | 55 | 14:08 | P | NO SIGNIFICANT CLINICAL OBSERVATIONS |
| | | | | 61 | 7:38 | P | NO SIGNIFICANT CLINICAL OBSERVATIONS |
| | | | | 62 | 12:44 | P | NO SIGNIFICANT CLINICAL OBSERVATIONS |
| | | | | 69 | 8:28 | P | NO SIGNIFICANT CLINICAL OBSERVATIONS |
| | | | | 75 | 9:04 | P | NO SIGNIFICANT CLINICAL OBSERVATIONS |
| | | | | 76 | 9:21 | P | NO SIGNIFICANT CLINICAL OBSERVATIONS |
| | | | | 82 | 11:58 | P | NO SIGNIFICANT CLINICAL OBSERVATIONS |
| | | | | 83 | 9:29 | P | NO SIGNIFICANT CLINICAL OBSERVATIONS |
| 10438 | M | 0 MG/KG/DAY | EYES/EARS/NOSE | 5 | 7:34 | P | DRIED RED MATERIAL AROUND LEFT EYE |
| | | | | 5 | 7:34 | P | DRIED RED MATERIAL AROUND RIGHT EYE |
| | | | | 6 | 6:53 | P | DRIED RED MATERIAL AROUND RIGHT EYE |
| | | | | 12 | 10:19 | P | DRIED RED MATERIAL AROUND LEFT EYE |
| | | | | 12 | 10:19 | P | DRIED RED MATERIAL AROUND RIGHT EYE |

GRADE CODE: 1 - SLIGHT 2 - MODERATE 3 - SEVERE P - PRESENT

STUDY DAYS: 5 THROUGH 84

| ANIMAL | SEX | GROUP | CATEGORY | STUDY DAY | TIME | GRADE | OBSERVATIONS |
|---|---|---|---|---|---|---|---|
| 10438 | M | 0 MG/KG/DAY | EYES/EARS/NOSE | 68 | 8:45 | P | DRIED RED MATERIAL AROUND NOSE |
| 10438 | M | 0 MG/KG/DAY | SPECIAL | 12 | 10:19 | P | SWOLLEN FACIAL AREA |
| 10443 | M | 0 MG/KG/DAY | NORMAL | 5 | 7:34 | P | NO SIGNIFICANT CLINICAL OBSERVATIONS |
| | | | | 12 | 10:19 | P | NO SIGNIFICANT CLINICAL OBSERVATIONS |
| | | | | 13 | 9:40 | P | NO SIGNIFICANT CLINICAL OBSERVATIONS |
| | | | | 19 | 9:39 | P | NO SIGNIFICANT CLINICAL OBSERVATIONS |
| | | | | 20 | 13:52 | P | NO SIGNIFICANT CLINICAL OBSERVATIONS |
| | | | | 26 | 13:11 | P | NO SIGNIFICANT CLINICAL OBSERVATIONS |
| | | | | 27 | 9:59 | P | NO SIGNIFICANT CLINICAL OBSERVATIONS |
| | | | | 33 | 11:45 | P | NO SIGNIFICANT CLINICAL OBSERVATIONS |
| | | | | 34 | 9:48 | P | NO SIGNIFICANT CLINICAL OBSERVATIONS |
| | | | | 40 | 9:19 | P | NO SIGNIFICANT CLINICAL OBSERVATIONS |
| | | | | 41 | 9:39 | P | NO SIGNIFICANT CLINICAL OBSERVATIONS |
| | | | | 47 | 13:21 | P | NO SIGNIFICANT CLINICAL OBSERVATIONS |
| | | | | 48 | 12:45 | P | NO SIGNIFICANT CLINICAL OBSERVATIONS |
| | | | | 54 | 15:04 | P | NO SIGNIFICANT CLINICAL OBSERVATIONS |
| | | | | 55 | 14:08 | P | NO SIGNIFICANT CLINICAL OBSERVATIONS |
| | | | | 61 | 7:39 | P | NO SIGNIFICANT CLINICAL OBSERVATIONS |
| | | | | 62 | 12:44 | P | NO SIGNIFICANT CLINICAL OBSERVATIONS |
| | | | | 68 | 8:45 | P | NO SIGNIFICANT CLINICAL OBSERVATIONS |
| | | | | 69 | 8:28 | P | NO SIGNIFICANT CLINICAL OBSERVATIONS |
| | | | | 75 | 9:05 | P | NO SIGNIFICANT CLINICAL OBSERVATIONS |
| | | | | 76 | 9:21 | P | NO SIGNIFICANT CLINICAL OBSERVATIONS |
| | | | | 82 | 11:58 | P | NO SIGNIFICANT CLINICAL OBSERVATIONS |
| | | | | 83 | 9:29 | P | NO SIGNIFICANT CLINICAL OBSERVATIONS |
| 10443 | M | 0 MG/KG/DAY | EYES/EARS/NOSE | 6 | 6:53 | P | DRIED RED MATERIAL AROUND NOSE |
| 10457 | M | 0 MG/KG/DAY | NORMAL | 5 | 7:34 | P | NO SIGNIFICANT CLINICAL OBSERVATIONS |
| | | | | 6 | 6:53 | P | NO SIGNIFICANT CLINICAL OBSERVATIONS |
| | | | | 12 | 10:19 | P | NO SIGNIFICANT CLINICAL OBSERVATIONS |

GRADE CODE: 1 - SLIGHT 2 - MODERATE 3 - SEVERE P - PRESENT

STUDY DAYS: 5 THROUGH 84

| ANIMAL | SEX | GROUP | CATEGORY | STUDY DAY | TIME | GRADE | OBSERVATIONS |
|---|---|---|---|---|---|---|---|
| 10457 | M | 0 MG/KG/DAY | NORMAL | 13 | 9:40 | P | NO SIGNIFICANT CLINICAL OBSERVATIONS |
| | | | | 19 | 9:39 | P | NO SIGNIFICANT CLINICAL OBSERVATIONS |
| | | | | 20 | 13:53 | P | NO SIGNIFICANT CLINICAL OBSERVATIONS |
| | | | | 26 | 13:11 | P | NO SIGNIFICANT CLINICAL OBSERVATIONS |
| | | | | 27 | 9:59 | P | NO SIGNIFICANT CLINICAL OBSERVATIONS |
| | | | | 33 | 11:45 | P | NO SIGNIFICANT CLINICAL OBSERVATIONS |
| | | | | 34 | 9:49 | P | NO SIGNIFICANT CLINICAL OBSERVATIONS |
| | | | | 41 | 9:39 | P | NO SIGNIFICANT CLINICAL OBSERVATIONS |
| | | | | 47 | 13:21 | P | NO SIGNIFICANT CLINICAL OBSERVATIONS |
| | | | | 48 | 12:45 | P | NO SIGNIFICANT CLINICAL OBSERVATIONS |
| | | | | 54 | 15:04 | P | NO SIGNIFICANT CLINICAL OBSERVATIONS |
| | | | | 55 | 14:08 | P | NO SIGNIFICANT CLINICAL OBSERVATIONS |
| | | | | 61 | 7:39 | P | NO SIGNIFICANT CLINICAL OBSERVATIONS |
| | | | | 62 | 12:44 | P | NO SIGNIFICANT CLINICAL OBSERVATIONS |
| | | | | 68 | 8:45 | P | NO SIGNIFICANT CLINICAL OBSERVATIONS |
| | | | | 69 | 8:28 | P | NO SIGNIFICANT CLINICAL OBSERVATIONS |
| | | | | 75 | 9:05 | P | NO SIGNIFICANT CLINICAL OBSERVATIONS |
| | | | | 76 | 9:22 | P | NO SIGNIFICANT CLINICAL OBSERVATIONS |
| | | | | 82 | 11:58 | P | NO SIGNIFICANT CLINICAL OBSERVATIONS |
| | | | | 83 | 9:30 | P | NO SIGNIFICANT CLINICAL OBSERVATIONS |
| 10457 | M | 0 MG/KG/DAY | EYES/EARS/NOSE | 40 | 9:19 | P | DRIED RED MATERIAL AROUND RIGHT EYE |
| 10459 | M | 0 MG/KG/DAY | NORMAL | 5 | 7:35 | P | NO SIGNIFICANT CLINICAL OBSERVATIONS |
| | | | | 6 | 6:53 | P | NO SIGNIFICANT CLINICAL OBSERVATIONS |
| | | | | 12 | 10:19 | P | NO SIGNIFICANT CLINICAL OBSERVATIONS |
| | | | | 13 | 9:40 | P | NO SIGNIFICANT CLINICAL OBSERVATIONS |
| | | | | 19 | 9:39 | P | NO SIGNIFICANT CLINICAL OBSERVATIONS |
| | | | | 20 | 13:53 | P | NO SIGNIFICANT CLINICAL OBSERVATIONS |
| | | | | 26 | 13:11 | P | NO SIGNIFICANT CLINICAL OBSERVATIONS |
| | | | | 27 | 9:59 | P | NO SIGNIFICANT CLINICAL OBSERVATIONS |

GRADE CODE: 1 - SLIGHT 2 - MODERATE 3 - SEVERE P - PRESENT

STUDY DAYS: 5 THROUGH 84

| ANIMAL | SEX | GROUP | CATEGORY | STUDY DAY | TIME | GRADE | OBSERVATIONS |
|---|---|---|---|---|---|---|---|
| 10459 | M | 0 MG/KG/DAY | NORMAL | 33 | 11:46 | P | NO SIGNIFICANT CLINICAL OBSERVATIONS |
| | | | | 34 | 9:49 | P | NO SIGNIFICANT CLINICAL OBSERVATIONS |
| | | | | 40 | 9:19 | P | NO SIGNIFICANT CLINICAL OBSERVATIONS |
| | | | | 41 | 9:39 | P | NO SIGNIFICANT CLINICAL OBSERVATIONS |
| | | | | 47 | 13:21 | P | NO SIGNIFICANT CLINICAL OBSERVATIONS |
| | | | | 48 | 12:45 | P | NO SIGNIFICANT CLINICAL OBSERVATIONS |
| | | | | 54 | 15:05 | P | NO SIGNIFICANT CLINICAL OBSERVATIONS |
| | | | | 55 | 14:09 | P | NO SIGNIFICANT CLINICAL OBSERVATIONS |
| | | | | 61 | 7:39 | P | NO SIGNIFICANT CLINICAL OBSERVATIONS |
| | | | | 62 | 12:45 | P | NO SIGNIFICANT CLINICAL OBSERVATIONS |
| | | | | 68 | 8:45 | P | NO SIGNIFICANT CLINICAL OBSERVATIONS |
| | | | | 69 | 8:28 | P | NO SIGNIFICANT CLINICAL OBSERVATIONS |
| | | | | 75 | 9:05 | P | NO SIGNIFICANT CLINICAL OBSERVATIONS |
| | | | | 76 | 9:22 | P | NO SIGNIFICANT CLINICAL OBSERVATIONS |
| | | | | 82 | 11:59 | P | NO SIGNIFICANT CLINICAL OBSERVATIONS |
| | | | | 83 | 9:30 | P | NO SIGNIFICANT CLINICAL OBSERVATIONS |
| | | | | 84 | 10:08 | P | NO SIGNIFICANT CLINICAL OBSERVATIONS |
| 10467 | M | 0 MG/KG/DAY | NORMAL | 5 | 7:35 | P | NO SIGNIFICANT CLINICAL OBSERVATIONS |
| | | | | 6 | 6:53 | P | NO SIGNIFICANT CLINICAL OBSERVATIONS |
| | | | | 12 | 10:20 | P | NO SIGNIFICANT CLINICAL OBSERVATIONS |
| | | | | 13 | 9:40 | P | NO SIGNIFICANT CLINICAL OBSERVATIONS |
| | | | | 19 | 9:40 | P | NO SIGNIFICANT CLINICAL OBSERVATIONS |
| | | | | 20 | 13:53 | P | NO SIGNIFICANT CLINICAL OBSERVATIONS |
| | | | | 26 | 13:11 | P | NO SIGNIFICANT CLINICAL OBSERVATIONS |
| | | | | 27 | 10:00 | P | NO SIGNIFICANT CLINICAL OBSERVATIONS |
| | | | | 33 | 11:46 | P | NO SIGNIFICANT CLINICAL OBSERVATIONS |
| | | | | 34 | 9:50 | P | NO SIGNIFICANT CLINICAL OBSERVATIONS |
| | | | | 40 | 9:19 | P | NO SIGNIFICANT CLINICAL OBSERVATIONS |
| | | | | 41 | 9:39 | P | NO SIGNIFICANT CLINICAL OBSERVATIONS |

GRADE CODE: 1 - SLIGHT 2 - MODERATE 3 - SEVERE P - PRESENT

STUDY DAYS: 5 THROUGH 84

| ANIMAL | SEX | GROUP | CATEGORY | STUDY DAY | TIME | GRADE | OBSERVATIONS |
|---|---|---|---|---|---|---|---|
| 10467 | M | 0 MG/KG/DAY | NORMAL | 47 | 13:21 | P | NO SIGNIFICANT CLINICAL OBSERVATIONS |
| | | | | 48 | 12:45 | P | NO SIGNIFICANT CLINICAL OBSERVATIONS |
| | | | | 54 | 15:05 | P | NO SIGNIFICANT CLINICAL OBSERVATIONS |
| | | | | 55 | 14:09 | P | NO SIGNIFICANT CLINICAL OBSERVATIONS |
| | | | | 61 | 7:39 | P | NO SIGNIFICANT CLINICAL OBSERVATIONS |
| | | | | 62 | 12:45 | P | NO SIGNIFICANT CLINICAL OBSERVATIONS |
| | | | | 68 | 8:45 | P | NO SIGNIFICANT CLINICAL OBSERVATIONS |
| | | | | 69 | 8:28 | P | NO SIGNIFICANT CLINICAL OBSERVATIONS |
| | | | | 75 | 9:05 | P | NO SIGNIFICANT CLINICAL OBSERVATIONS |
| | | | | 76 | 9:22 | P | NO SIGNIFICANT CLINICAL OBSERVATIONS |
| | | | | 82 | 11:59 | P | NO SIGNIFICANT CLINICAL OBSERVATIONS |
| | | | | 83 | 9:30 | P | NO SIGNIFICANT CLINICAL OBSERVATIONS |
| | | | | 84 | 10:09 | P | NO SIGNIFICANT CLINICAL OBSERVATIONS |
| 10469 | M | 0 MG/KG/DAY | NORMAL | 5 | 7:35 | P | NO SIGNIFICANT CLINICAL OBSERVATIONS |
| | | | | 12 | 10:20 | P | NO SIGNIFICANT CLINICAL OBSERVATIONS |
| | | | | 13 | 9:40 | P | NO SIGNIFICANT CLINICAL OBSERVATIONS |
| | | | | 19 | 9:40 | P | NO SIGNIFICANT CLINICAL OBSERVATIONS |
| | | | | 20 | 13:54 | P | NO SIGNIFICANT CLINICAL OBSERVATIONS |
| | | | | 26 | 13:11 | P | NO SIGNIFICANT CLINICAL OBSERVATIONS |
| | | | | 27 | 10:00 | P | NO SIGNIFICANT CLINICAL OBSERVATIONS |
| | | | | 33 | 11:46 | P | NO SIGNIFICANT CLINICAL OBSERVATIONS |
| | | | | 34 | 9:50 | P | NO SIGNIFICANT CLINICAL OBSERVATIONS |
| | | | | 40 | 9:19 | P | NO SIGNIFICANT CLINICAL OBSERVATIONS |
| | | | | 41 | 9:40 | P | NO SIGNIFICANT CLINICAL OBSERVATIONS |
| | | | | 47 | 13:21 | P | NO SIGNIFICANT CLINICAL OBSERVATIONS |
| | | | | 48 | 12:46 | P | NO SIGNIFICANT CLINICAL OBSERVATIONS |
| | | | | 54 | 15:05 | P | NO SIGNIFICANT CLINICAL OBSERVATIONS |
| | | | | 55 | 14:09 | P | NO SIGNIFICANT CLINICAL OBSERVATIONS |
| | | | | 61 | 7:40 | P | NO SIGNIFICANT CLINICAL OBSERVATIONS |

GRADE CODE: 1 - SLIGHT 2 - MODERATE 3 - SEVERE P - PRESENT

STUDY DAYS: 5 THROUGH 84

| ANIMAL | SEX | GROUP | CATEGORY | STUDY DAY | TIME | GRADE | OBSERVATIONS |
|---|---|---|---|---|---|---|---|
| 10469 | M | 0 MG/KG/DAY | NORMAL | 62 | 12:45 | P | NO SIGNIFICANT CLINICAL OBSERVATIONS |
| | | | | 68 | 8:45 | P | NO SIGNIFICANT CLINICAL OBSERVATIONS |
| | | | | 69 | 8:28 | P | NO SIGNIFICANT CLINICAL OBSERVATIONS |
| | | | | 75 | 9:05 | P | NO SIGNIFICANT CLINICAL OBSERVATIONS |
| | | | | 76 | 9:22 | P | NO SIGNIFICANT CLINICAL OBSERVATIONS |
| | | | | 82 | 11:59 | P | NO SIGNIFICANT CLINICAL OBSERVATIONS |
| | | | | 83 | 9:31 | P | NO SIGNIFICANT CLINICAL OBSERVATIONS |
| | | | | 84 | 10:09 | P | NO SIGNIFICANT CLINICAL OBSERVATIONS |
| 10469 | M | 0 MG/KG/DAY | EYES/EARS/NOSE | 6 | 6:54 | P | DRIED RED MATERIAL AROUND NOSE |
| 10475 | M | 0 MG/KG/DAY | NORMAL | 5 | 7:36 | P | NO SIGNIFICANT CLINICAL OBSERVATIONS |
| | | | | 6 | 6:54 | P | NO SIGNIFICANT CLINICAL OBSERVATIONS |
| | | | | 13 | 9:41 | P | NO SIGNIFICANT CLINICAL OBSERVATIONS |
| | | | | 19 | 9:40 | P | NO SIGNIFICANT CLINICAL OBSERVATIONS |
| | | | | 20 | 13:54 | P | NO SIGNIFICANT CLINICAL OBSERVATIONS |
| | | | | 26 | 13:12 | P | NO SIGNIFICANT CLINICAL OBSERVATIONS |
| | | | | 27 | 10:00 | P | NO SIGNIFICANT CLINICAL OBSERVATIONS |
| | | | | 33 | 11:46 | P | NO SIGNIFICANT CLINICAL OBSERVATIONS |
| | | | | 34 | 9:50 | P | NO SIGNIFICANT CLINICAL OBSERVATIONS |
| | | | | 40 | 9:20 | P | NO SIGNIFICANT CLINICAL OBSERVATIONS |
| | | | | 41 | 9:40 | P | NO SIGNIFICANT CLINICAL OBSERVATIONS |
| | | | | 47 | 13:21 | P | NO SIGNIFICANT CLINICAL OBSERVATIONS |
| | | | | 48 | 12:46 | P | NO SIGNIFICANT CLINICAL OBSERVATIONS |
| | | | | 54 | 15:05 | P | NO SIGNIFICANT CLINICAL OBSERVATIONS |
| | | | | 55 | 14:10 | P | NO SIGNIFICANT CLINICAL OBSERVATIONS |
| | | | | 61 | 7:40 | P | NO SIGNIFICANT CLINICAL OBSERVATIONS |
| | | | | 62 | 12:45 | P | NO SIGNIFICANT CLINICAL OBSERVATIONS |
| | | | | 68 | 8:46 | P | NO SIGNIFICANT CLINICAL OBSERVATIONS |
| | | | | 69 | 8:28 | P | NO SIGNIFICANT CLINICAL OBSERVATIONS |
| | | | | 75 | 9:05 | P | NO SIGNIFICANT CLINICAL OBSERVATIONS |

GRADE CODE: 1 - SLIGHT 2 - MODERATE 3 - SEVERE P - PRESENT

STUDY DAYS: 5 THROUGH 84

| ANIMAL | SEX | GROUP | CATEGORY | STUDY DAY | TIME | GRADE | OBSERVATIONS |
|---|---|---|---|---|---|---|---|
| 10475 | M | 0 MG/KG/DAY | NORMAL | 76 | 9:22 | P | NO SIGNIFICANT CLINICAL OBSERVATIONS |
| | | | | 82 | 11:59 | P | NO SIGNIFICANT CLINICAL OBSERVATIONS |
| | | | | 83 | 9:31 | P | NO SIGNIFICANT CLINICAL OBSERVATIONS |
| | | | | 84 | 10:09 | P | NO SIGNIFICANT CLINICAL OBSERVATIONS |
| 10475 | M | 0 MG/KG/DAY | EYES/EARS/NOSE | 12 | 10:20 | P | DRIED RED MATERIAL AROUND LEFT EYE |
| | | | | 12 | 10:20 | P | DRIED RED MATERIAL AROUND RIGHT EYE |
| 10476 | M | 0 MG/KG/DAY | NORMAL | 5 | 7:36 | P | NO SIGNIFICANT CLINICAL OBSERVATIONS |
| | | | | 6 | 6:54 | P | NO SIGNIFICANT CLINICAL OBSERVATIONS |
| | | | | 12 | 10:20 | P | NO SIGNIFICANT CLINICAL OBSERVATIONS |
| | | | | 13 | 9:41 | P | NO SIGNIFICANT CLINICAL OBSERVATIONS |
| | | | | 19 | 9:40 | P | NO SIGNIFICANT CLINICAL OBSERVATIONS |
| | | | | 20 | 13:54 | P | NO SIGNIFICANT CLINICAL OBSERVATIONS |
| | | | | 26 | 13:12 | P | NO SIGNIFICANT CLINICAL OBSERVATIONS |
| | | | | 27 | 10:00 | P | NO SIGNIFICANT CLINICAL OBSERVATIONS |
| | | | | 33 | 11:46 | P | NO SIGNIFICANT CLINICAL OBSERVATIONS |
| | | | | 34 | 9:51 | P | NO SIGNIFICANT CLINICAL OBSERVATIONS |
| | | | | 40 | 9:20 | P | NO SIGNIFICANT CLINICAL OBSERVATIONS |
| | | | | 41 | 9:40 | P | NO SIGNIFICANT CLINICAL OBSERVATIONS |
| | | | | 47 | 13:21 | P | NO SIGNIFICANT CLINICAL OBSERVATIONS |
| | | | | 48 | 12:46 | P | NO SIGNIFICANT CLINICAL OBSERVATIONS |
| | | | | 55 | 14:10 | P | NO SIGNIFICANT CLINICAL OBSERVATIONS |
| | | | | 61 | 7:40 | P | NO SIGNIFICANT CLINICAL OBSERVATIONS |
| | | | | 62 | 12:46 | P | NO SIGNIFICANT CLINICAL OBSERVATIONS |
| | | | | 68 | 8:46 | P | NO SIGNIFICANT CLINICAL OBSERVATIONS |
| | | | | 69 | 8:28 | P | NO SIGNIFICANT CLINICAL OBSERVATIONS |
| | | | | 76 | 9:22 | P | NO SIGNIFICANT CLINICAL OBSERVATIONS |
| | | | | 82 | 11:59 | P | NO SIGNIFICANT CLINICAL OBSERVATIONS |
| | | | | 83 | 9:31 | P | NO SIGNIFICANT CLINICAL OBSERVATIONS |
| | | | | 84 | 10:09 | P | NO SIGNIFICANT CLINICAL OBSERVATIONS |

GRADE CODE: 1 - SLIGHT 2 - MODERATE 3 - SEVERE P - PRESENT

STUDY DAYS: 5 THROUGH 84

| ANIMAL | SEX | GROUP | CATEGORY | STUDY DAY | TIME | GRADE | OBSERVATIONS |
|---|---|---|---|---|---|---|---|
| 10476 | M | 0 MG/KG/DAY | EYES/EARS/NOSE | 54 | 15:05 | P | DRIED RED MATERIAL AROUND NOSE |
| | | | | 75 | 9:05 | P | DRIED RED MATERIAL AROUND NOSE |
| 10425 | M | 5 MG/KG/DAY | NORMAL | 5 | 7:41 | P | NO SIGNIFICANT CLINICAL OBSERVATIONS |
| | | | | 6 | 6:57 | P | NO SIGNIFICANT CLINICAL OBSERVATIONS |
| | | | | 12 | 10:22 | P | NO SIGNIFICANT CLINICAL OBSERVATIONS |
| | | | | 13 | 9:43 | P | NO SIGNIFICANT CLINICAL OBSERVATIONS |
| | | | | 19 | 9:42 | P | NO SIGNIFICANT CLINICAL OBSERVATIONS |
| | | | | 20 | 14:00 | P | NO SIGNIFICANT CLINICAL OBSERVATIONS |
| | | | | 26 | 13:14 | P | NO SIGNIFICANT CLINICAL OBSERVATIONS |
| | | | | 27 | 10:03 | P | NO SIGNIFICANT CLINICAL OBSERVATIONS |
| | | | | 33 | 11:48 | P | NO SIGNIFICANT CLINICAL OBSERVATIONS |
| | | | | 34 | 9:56 | P | NO SIGNIFICANT CLINICAL OBSERVATIONS |
| | | | | 40 | 9:22 | P | NO SIGNIFICANT CLINICAL OBSERVATIONS |
| | | | | 41 | 9:44 | P | NO SIGNIFICANT CLINICAL OBSERVATIONS |
| | | | | 47 | 13:23 | P | NO SIGNIFICANT CLINICAL OBSERVATIONS |
| | | | | 48 | 12:49 | P | NO SIGNIFICANT CLINICAL OBSERVATIONS |
| | | | | 54 | 15:07 | P | NO SIGNIFICANT CLINICAL OBSERVATIONS |
| | | | | 55 | 14:14 | P | NO SIGNIFICANT CLINICAL OBSERVATIONS |
| | | | | 61 | 7:42 | P | NO SIGNIFICANT CLINICAL OBSERVATIONS |
| | | | | 62 | 12:50 | P | NO SIGNIFICANT CLINICAL OBSERVATIONS |
| | | | | 68 | 8:47 | P | NO SIGNIFICANT CLINICAL OBSERVATIONS |
| | | | | 69 | 8:30 | P | NO SIGNIFICANT CLINICAL OBSERVATIONS |
| | | | | 75 | 9:06 | P | NO SIGNIFICANT CLINICAL OBSERVATIONS |
| | | | | 76 | 9:29 | P | NO SIGNIFICANT CLINICAL OBSERVATIONS |
| | | | | 82 | 12:02 | P | NO SIGNIFICANT CLINICAL OBSERVATIONS |
| | | | | 83 | 9:36 | P | NO SIGNIFICANT CLINICAL OBSERVATIONS |
| 10426 | M | 5 MG/KG/DAY | NORMAL | 5 | 7:41 | P | NO SIGNIFICANT CLINICAL OBSERVATIONS |
| | | | | 6 | 6:57 | P | NO SIGNIFICANT CLINICAL OBSERVATIONS |
| | | | | 12 | 10:23 | P | NO SIGNIFICANT CLINICAL OBSERVATIONS |

GRADE CODE: 1 - SLIGHT 2 - MODERATE 3 - SEVERE P - PRESENT

STUDY DAYS: 5 THROUGH 84

| ANIMAL | SEX | GROUP | CATEGORY | STUDY DAY | TIME | GRADE | OBSERVATIONS |
|---|---|---|---|---|---|---|---|
| 10426 | M | 5 MG/KG/DAY | NORMAL | 13 | 9:43 | P | NO SIGNIFICANT CLINICAL OBSERVATIONS |
| | | | | 19 | 9:43 | P | NO SIGNIFICANT CLINICAL OBSERVATIONS |
| | | | | 20 | 14:01 | P | NO SIGNIFICANT CLINICAL OBSERVATIONS |
| | | | | 26 | 13:14 | P | NO SIGNIFICANT CLINICAL OBSERVATIONS |
| | | | | 27 | 10:03 | P | NO SIGNIFICANT CLINICAL OBSERVATIONS |
| | | | | 33 | 11:48 | P | NO SIGNIFICANT CLINICAL OBSERVATIONS |
| | | | | 34 | 9:56 | P | NO SIGNIFICANT CLINICAL OBSERVATIONS |
| | | | | 40 | 9:22 | P | NO SIGNIFICANT CLINICAL OBSERVATIONS |
| | | | | 41 | 9:44 | P | NO SIGNIFICANT CLINICAL OBSERVATIONS |
| | | | | 47 | 13:23 | P | NO SIGNIFICANT CLINICAL OBSERVATIONS |
| | | | | 48 | 12:50 | P | NO SIGNIFICANT CLINICAL OBSERVATIONS |
| | | | | 54 | 15:07 | P | NO SIGNIFICANT CLINICAL OBSERVATIONS |
| | | | | 55 | 14:14 | P | NO SIGNIFICANT CLINICAL OBSERVATIONS |
| | | | | 61 | 7:42 | P | NO SIGNIFICANT CLINICAL OBSERVATIONS |
| | | | | 62 | 12:50 | P | NO SIGNIFICANT CLINICAL OBSERVATIONS |
| | | | | 68 | 8:47 | P | NO SIGNIFICANT CLINICAL OBSERVATIONS |
| | | | | 69 | 8:30 | P | NO SIGNIFICANT CLINICAL OBSERVATIONS |
| | | | | 75 | 9:07 | P | NO SIGNIFICANT CLINICAL OBSERVATIONS |
| | | | | 76 | 9:29 | P | NO SIGNIFICANT CLINICAL OBSERVATIONS |
| | | | | 82 | 12:02 | P | NO SIGNIFICANT CLINICAL OBSERVATIONS |
| | | | | 83 | 9:36 | P | NO SIGNIFICANT CLINICAL OBSERVATIONS |
| 10435 | M | 5 MG/KG/DAY | NORMAL | 12 | 10:23 | P | NO SIGNIFICANT CLINICAL OBSERVATIONS |
| | | | | 13 | 9:43 | P | NO SIGNIFICANT CLINICAL OBSERVATIONS |
| | | | | 19 | 9:43 | P | NO SIGNIFICANT CLINICAL OBSERVATIONS |
| | | | | 20 | 14:01 | P | NO SIGNIFICANT CLINICAL OBSERVATIONS |
| | | | | 26 | 13:14 | P | NO SIGNIFICANT CLINICAL OBSERVATIONS |
| | | | | 27 | 10:03 | P | NO SIGNIFICANT CLINICAL OBSERVATIONS |
| | | | | 33 | 11:48 | P | NO SIGNIFICANT CLINICAL OBSERVATIONS |
| | | | | 34 | 9:56 | P | NO SIGNIFICANT CLINICAL OBSERVATIONS |

GRADE CODE: 1 - SLIGHT 2 - MODERATE 3 - SEVERE P - PRESENT

STUDY DAYS: 5 THROUGH 84

| ANIMAL | SEX | GROUP | CATEGORY | STUDY DAY | TIME | GRADE | OBSERVATIONS |
|---|---|---|---|---|---|---|---|
| 10435 | M | 5 MG/KG/DAY | NORMAL | 40 | 9:22 | P | NO SIGNIFICANT CLINICAL OBSERVATIONS |
| | | | | 41 | 9:44 | P | NO SIGNIFICANT CLINICAL OBSERVATIONS |
| | | | | 47 | 13:23 | P | NO SIGNIFICANT CLINICAL OBSERVATIONS |
| | | | | 48 | 12:50 | P | NO SIGNIFICANT CLINICAL OBSERVATIONS |
| | | | | 54 | 15:07 | P | NO SIGNIFICANT CLINICAL OBSERVATIONS |
| | | | | 55 | 14:15 | P | NO SIGNIFICANT CLINICAL OBSERVATIONS |
| | | | | 61 | 7:43 | P | NO SIGNIFICANT CLINICAL OBSERVATIONS |
| | | | | 62 | 12:50 | P | NO SIGNIFICANT CLINICAL OBSERVATIONS |
| | | | | 68 | 8:47 | P | NO SIGNIFICANT CLINICAL OBSERVATIONS |
| | | | | 69 | 8:30 | P | NO SIGNIFICANT CLINICAL OBSERVATIONS |
| | | | | 75 | 9:07 | P | NO SIGNIFICANT CLINICAL OBSERVATIONS |
| | | | | 82 | 12:02 | P | NO SIGNIFICANT CLINICAL OBSERVATIONS |
| | | | | 83 | 9:36 | P | NO SIGNIFICANT CLINICAL OBSERVATIONS |
| 10435 | M | 5 MG/KG/DAY | EYES/EARS/NOSE | 5 | 7:42 | P | DRIED RED MATERIAL AROUND NOSE |
| | | | | 6 | 6:57 | P | DRIED RED MATERIAL AROUND NOSE |
| | | | | 76 | 9:29 | P | DRIED RED MATERIAL AROUND NOSE |
| 10436 | M | 5 MG/KG/DAY | NORMAL | 5 | 7:42 | P | NO SIGNIFICANT CLINICAL OBSERVATIONS |
| | | | | 6 | 6:57 | P | NO SIGNIFICANT CLINICAL OBSERVATIONS |
| | | | | 12 | 10:23 | P | NO SIGNIFICANT CLINICAL OBSERVATIONS |
| | | | | 13 | 9:43 | P | NO SIGNIFICANT CLINICAL OBSERVATIONS |
| | | | | 19 | 9:43 | P | NO SIGNIFICANT CLINICAL OBSERVATIONS |
| | | | | 20 | 14:01 | P | NO SIGNIFICANT CLINICAL OBSERVATIONS |
| | | | | 26 | 13:14 | P | NO SIGNIFICANT CLINICAL OBSERVATIONS |
| | | | | 27 | 10:03 | P | NO SIGNIFICANT CLINICAL OBSERVATIONS |
| | | | | 33 | 11:48 | P | NO SIGNIFICANT CLINICAL OBSERVATIONS |
| | | | | 34 | 9:57 | P | NO SIGNIFICANT CLINICAL OBSERVATIONS |
| | | | | 40 | 9:22 | P | NO SIGNIFICANT CLINICAL OBSERVATIONS |
| | | | | 41 | 9:45 | P | NO SIGNIFICANT CLINICAL OBSERVATIONS |
| | | | | 47 | 13:23 | P | NO SIGNIFICANT CLINICAL OBSERVATIONS |

GRADE CODE: 1 - SLIGHT 2 - MODERATE 3 - SEVERE P - PRESENT

STUDY DAYS: 5 THROUGH 84

| ANIMAL | SEX | GROUP | CATEGORY | STUDY DAY | TIME | GRADE | OBSERVATIONS |
|---|---|---|---|---|---|---|---|
| 10436 | M | 5 MG/KG/DAY | NORMAL | 48 | 12:50 | P | NO SIGNIFICANT CLINICAL OBSERVATIONS |
| | | | | 54 | 15:07 | P | NO SIGNIFICANT CLINICAL OBSERVATIONS |
| | | | | 55 | 14:15 | P | NO SIGNIFICANT CLINICAL OBSERVATIONS |
| | | | | 61 | 7:43 | P | NO SIGNIFICANT CLINICAL OBSERVATIONS |
| | | | | 62 | 12:51 | P | NO SIGNIFICANT CLINICAL OBSERVATIONS |
| | | | | 68 | 8:48 | P | NO SIGNIFICANT CLINICAL OBSERVATIONS |
| | | | | 69 | 8:30 | P | NO SIGNIFICANT CLINICAL OBSERVATIONS |
| | | | | 75 | 9:07 | P | NO SIGNIFICANT CLINICAL OBSERVATIONS |
| | | | | 76 | 9:29 | P | NO SIGNIFICANT CLINICAL OBSERVATIONS |
| | | | | 82 | 12:02 | P | NO SIGNIFICANT CLINICAL OBSERVATIONS |
| | | | | 83 | 9:36 | P | NO SIGNIFICANT CLINICAL OBSERVATIONS |
| 10446 | M | 5 MG/KG/DAY | NORMAL | 5 | 7:42 | P | NO SIGNIFICANT CLINICAL OBSERVATIONS |
| | | | | 6 | 6:57 | P | NO SIGNIFICANT CLINICAL OBSERVATIONS |
| | | | | 12 | 10:23 | P | NO SIGNIFICANT CLINICAL OBSERVATIONS |
| | | | | 13 | 9:43 | P | NO SIGNIFICANT CLINICAL OBSERVATIONS |
| | | | | 19 | 9:43 | P | NO SIGNIFICANT CLINICAL OBSERVATIONS |
| | | | | 20 | 14:02 | P | NO SIGNIFICANT CLINICAL OBSERVATIONS |
| | | | | 26 | 13:14 | P | NO SIGNIFICANT CLINICAL OBSERVATIONS |
| | | | | 27 | 10:04 | P | NO SIGNIFICANT CLINICAL OBSERVATIONS |
| | | | | 33 | 11:48 | P | NO SIGNIFICANT CLINICAL OBSERVATIONS |
| | | | | 34 | 9:57 | P | NO SIGNIFICANT CLINICAL OBSERVATIONS |
| | | | | 40 | 9:22 | P | NO SIGNIFICANT CLINICAL OBSERVATIONS |
| | | | | 41 | 9:45 | P | NO SIGNIFICANT CLINICAL OBSERVATIONS |
| | | | | 47 | 13:24 | P | NO SIGNIFICANT CLINICAL OBSERVATIONS |
| | | | | 48 | 12:50 | P | NO SIGNIFICANT CLINICAL OBSERVATIONS |
| | | | | 54 | 15:07 | P | NO SIGNIFICANT CLINICAL OBSERVATIONS |
| | | | | 55 | 14:16 | P | NO SIGNIFICANT CLINICAL OBSERVATIONS |
| | | | | 61 | 7:43 | P | NO SIGNIFICANT CLINICAL OBSERVATIONS |
| | | | | 62 | 12:51 | P | NO SIGNIFICANT CLINICAL OBSERVATIONS |

GRADE CODE: 1 - SLIGHT 2 - MODERATE 3 - SEVERE P - PRESENT

STUDY DAYS: 5 THROUGH 84

| ANIMAL | SEX | GROUP | CATEGORY | STUDY DAY | TIME | GRADE | OBSERVATIONS |
|---|---|---|---|---|---|---|---|
| 10446 | M | 5 MG/KG/DAY | NORMAL | 68 | 8:48 | P | NO SIGNIFICANT CLINICAL OBSERVATIONS |
| | | | | 69 | 8:30 | P | NO SIGNIFICANT CLINICAL OBSERVATIONS |
| | | | | 75 | 9:07 | P | NO SIGNIFICANT CLINICAL OBSERVATIONS |
| | | | | 76 | 9:29 | P | NO SIGNIFICANT CLINICAL OBSERVATIONS |
| | | | | 82 | 12:02 | P | NO SIGNIFICANT CLINICAL OBSERVATIONS |
| | | | | 83 | 9:37 | P | NO SIGNIFICANT CLINICAL OBSERVATIONS |
| 10449 | M | 5 MG/KG/DAY | NORMAL | 5 | 7:43 | P | NO SIGNIFICANT CLINICAL OBSERVATIONS |
| | | | | 6 | 6:58 | P | NO SIGNIFICANT CLINICAL OBSERVATIONS |
| | | | | 12 | 10:23 | P | NO SIGNIFICANT CLINICAL OBSERVATIONS |
| | | | | 13 | 9:43 | P | NO SIGNIFICANT CLINICAL OBSERVATIONS |
| | | | | 19 | 9:43 | P | NO SIGNIFICANT CLINICAL OBSERVATIONS |
| | | | | 20 | 14:02 | P | NO SIGNIFICANT CLINICAL OBSERVATIONS |
| | | | | 26 | 13:14 | P | NO SIGNIFICANT CLINICAL OBSERVATIONS |
| | | | | 27 | 10:04 | P | NO SIGNIFICANT CLINICAL OBSERVATIONS |
| | | | | 33 | 11:48 | P | NO SIGNIFICANT CLINICAL OBSERVATIONS |
| | | | | 34 | 9:57 | P | NO SIGNIFICANT CLINICAL OBSERVATIONS |
| | | | | 40 | 9:23 | P | NO SIGNIFICANT CLINICAL OBSERVATIONS |
| | | | | 41 | 9:45 | P | NO SIGNIFICANT CLINICAL OBSERVATIONS |
| | | | | 47 | 13:24 | P | NO SIGNIFICANT CLINICAL OBSERVATIONS |
| | | | | 48 | 12:50 | P | NO SIGNIFICANT CLINICAL OBSERVATIONS |
| | | | | 54 | 15:07 | P | NO SIGNIFICANT CLINICAL OBSERVATIONS |
| | | | | 55 | 14:16 | P | NO SIGNIFICANT CLINICAL OBSERVATIONS |
| | | | | 61 | 7:43 | P | NO SIGNIFICANT CLINICAL OBSERVATIONS |
| | | | | 62 | 12:51 | P | NO SIGNIFICANT CLINICAL OBSERVATIONS |
| | | | | 68 | 8:48 | P | NO SIGNIFICANT CLINICAL OBSERVATIONS |
| | | | | 69 | 8:31 | P | NO SIGNIFICANT CLINICAL OBSERVATIONS |
| | | | | 75 | 9:07 | P | NO SIGNIFICANT CLINICAL OBSERVATIONS |
| | | | | 76 | 9:30 | P | NO SIGNIFICANT CLINICAL OBSERVATIONS |
| | | | | 82 | 12:03 | P | NO SIGNIFICANT CLINICAL OBSERVATIONS |

GRADE CODE: 1 - SLIGHT 2 - MODERATE 3 - SEVERE P - PRESENT

STUDY DAYS: 5 THROUGH 84

| ANIMAL | SEX | GROUP | CATEGORY | STUDY DAY | TIME | GRADE | OBSERVATIONS |
|---|---|---|---|---|---|---|---|
| 10449 | M | 5 MG/KG/DAY | NORMAL | 83 | 9:37 | P | NO SIGNIFICANT CLINICAL OBSERVATIONS |
| | | | | 84 | 10:10 | P | NO SIGNIFICANT CLINICAL OBSERVATIONS |
| 10453 | M | 5 MG/KG/DAY | NORMAL | 5 | 7:43 | P | NO SIGNIFICANT CLINICAL OBSERVATIONS |
| | | | | 6 | 6:58 | P | NO SIGNIFICANT CLINICAL OBSERVATIONS |
| | | | | 13 | 9:44 | P | NO SIGNIFICANT CLINICAL OBSERVATIONS |
| | | | | 19 | 9:43 | P | NO SIGNIFICANT CLINICAL OBSERVATIONS |
| | | | | 20 | 14:02 | P | NO SIGNIFICANT CLINICAL OBSERVATIONS |
| | | | | 26 | 13:15 | P | NO SIGNIFICANT CLINICAL OBSERVATIONS |
| | | | | 27 | 10:04 | P | NO SIGNIFICANT CLINICAL OBSERVATIONS |
| | | | | 33 | 11:48 | P | NO SIGNIFICANT CLINICAL OBSERVATIONS |
| | | | | 34 | 9:58 | P | NO SIGNIFICANT CLINICAL OBSERVATIONS |
| | | | | 40 | 9:23 | P | NO SIGNIFICANT CLINICAL OBSERVATIONS |
| | | | | 41 | 9:45 | P | NO SIGNIFICANT CLINICAL OBSERVATIONS |
| | | | | 47 | 13:24 | P | NO SIGNIFICANT CLINICAL OBSERVATIONS |
| | | | | 48 | 12:51 | P | NO SIGNIFICANT CLINICAL OBSERVATIONS |
| | | | | 55 | 14:16 | P | NO SIGNIFICANT CLINICAL OBSERVATIONS |
| | | | | 61 | 7:43 | P | NO SIGNIFICANT CLINICAL OBSERVATIONS |
| | | | | 62 | 12:51 | P | NO SIGNIFICANT CLINICAL OBSERVATIONS |
| | | | | 68 | 8:48 | P | NO SIGNIFICANT CLINICAL OBSERVATIONS |
| | | | | 69 | 8:31 | P | NO SIGNIFICANT CLINICAL OBSERVATIONS |
| | | | | 75 | 9:07 | P | NO SIGNIFICANT CLINICAL OBSERVATIONS |
| | | | | 76 | 9:30 | P | NO SIGNIFICANT CLINICAL OBSERVATIONS |
| | | | | 82 | 12:03 | P | NO SIGNIFICANT CLINICAL OBSERVATIONS |
| | | | | 83 | 9:37 | P | NO SIGNIFICANT CLINICAL OBSERVATIONS |
| | | | | 84 | 10:10 | P | NO SIGNIFICANT CLINICAL OBSERVATIONS |
| 10453 | M | 5 MG/KG/DAY | EYES/EARS/NOSE | 12 | 10:24 | P | DRIED RED MATERIAL AROUND NOSE |
| | | | | 54 | 15:08 | P | DRIED RED MATERIAL AROUND NOSE |
| 10465 | M | 5 MG/KG/DAY | NORMAL | 5 | 7:43 | P | NO SIGNIFICANT CLINICAL OBSERVATIONS |
| | | | | 6 | 6:58 | P | NO SIGNIFICANT CLINICAL OBSERVATIONS |

GRADE CODE: 1 - SLIGHT 2 - MODERATE 3 - SEVERE P - PRESENT

STUDY DAYS: 5 THROUGH 84

| ANIMAL | SEX | GROUP | CATEGORY | STUDY DAY | TIME | GRADE | OBSERVATIONS |
|---|---|---|---|---|---|---|---|
| 10465 | M | 5 MG/KG/DAY | NORMAL | 13 | 9:44 | P | NO SIGNIFICANT CLINICAL OBSERVATIONS |
| | | | | 19 | 9:44 | P | NO SIGNIFICANT CLINICAL OBSERVATIONS |
| | | | | 20 | 14:03 | P | NO SIGNIFICANT CLINICAL OBSERVATIONS |
| | | | | 26 | 13:15 | P | NO SIGNIFICANT CLINICAL OBSERVATIONS |
| | | | | 27 | 10:04 | P | NO SIGNIFICANT CLINICAL OBSERVATIONS |
| | | | | 33 | 11:49 | P | NO SIGNIFICANT CLINICAL OBSERVATIONS |
| | | | | 34 | 9:58 | P | NO SIGNIFICANT CLINICAL OBSERVATIONS |
| | | | | 40 | 9:23 | P | NO SIGNIFICANT CLINICAL OBSERVATIONS |
| | | | | 41 | 9:46 | P | NO SIGNIFICANT CLINICAL OBSERVATIONS |
| | | | | 47 | 13:24 | P | NO SIGNIFICANT CLINICAL OBSERVATIONS |
| | | | | 48 | 12:51 | P | NO SIGNIFICANT CLINICAL OBSERVATIONS |
| | | | | 54 | 15:08 | P | NO SIGNIFICANT CLINICAL OBSERVATIONS |
| | | | | 55 | 14:16 | P | NO SIGNIFICANT CLINICAL OBSERVATIONS |
| | | | | 61 | 7:44 | P | NO SIGNIFICANT CLINICAL OBSERVATIONS |
| | | | | 62 | 12:52 | P | NO SIGNIFICANT CLINICAL OBSERVATIONS |
| | | | | 68 | 8:48 | P | NO SIGNIFICANT CLINICAL OBSERVATIONS |
| | | | | 69 | 8:31 | P | NO SIGNIFICANT CLINICAL OBSERVATIONS |
| | | | | 75 | 9:07 | P | NO SIGNIFICANT CLINICAL OBSERVATIONS |
| | | | | 76 | 9:30 | P | NO SIGNIFICANT CLINICAL OBSERVATIONS |
| | | | | 82 | 12:03 | P | NO SIGNIFICANT CLINICAL OBSERVATIONS |
| | | | | 83 | 9:38 | P | NO SIGNIFICANT CLINICAL OBSERVATIONS |
| | | | | 84 | 10:10 | P | NO SIGNIFICANT CLINICAL OBSERVATIONS |
| 10465 | M | 5 MG/KG/DAY | EYES/EARS/NOSE | 12 | 10:24 | P | DRIED RED MATERIAL AROUND NOSE |
| 10470 | M | 5 MG/KG/DAY | NORMAL | 5 | 7:43 | P | NO SIGNIFICANT CLINICAL OBSERVATIONS |
| | | | | 6 | 6:58 | P | NO SIGNIFICANT CLINICAL OBSERVATIONS |
| | | | | 13 | 9:44 | P | NO SIGNIFICANT CLINICAL OBSERVATIONS |
| | | | | 19 | 9:44 | P | NO SIGNIFICANT CLINICAL OBSERVATIONS |
| | | | | 20 | 14:03 | P | NO SIGNIFICANT CLINICAL OBSERVATIONS |
| | | | | 26 | 13:15 | P | NO SIGNIFICANT CLINICAL OBSERVATIONS |

GRADE CODE: 1 - SLIGHT 2 - MODERATE 3 - SEVERE P - PRESENT

TABLE A4 (DAILY OBSERVATIONS - NONDOSING DAYS)
A 90-DAY DERMAL STUDY UTILIZING CLARIFIED OILS IN RATS
INDIVIDUAL CLINICAL OBSERVATIONS



STUDY DAYS: 5 THROUGH 84

| ANIMAL | SEX | GROUP | CATEGORY | STUDY DAY | TIME | GRADE | OBSERVATIONS |
|---|---|---|---|---|---|---|---|
| 10470 | M | 5 MG/KG/DAY | NORMAL | 27 | 10:04 | P | NO SIGNIFICANT CLINICAL OBSERVATIONS |
| | | | | 33 | 11:49 | P | NO SIGNIFICANT CLINICAL OBSERVATIONS |
| | | | | 34 | 9:59 | P | NO SIGNIFICANT CLINICAL OBSERVATIONS |
| | | | | 40 | 9:24 | P | NO SIGNIFICANT CLINICAL OBSERVATIONS |
| | | | | 41 | 9:46 | P | NO SIGNIFICANT CLINICAL OBSERVATIONS |
| | | | | 47 | 13:24 | P | NO SIGNIFICANT CLINICAL OBSERVATIONS |
| | | | | 48 | 12:51 | P | NO SIGNIFICANT CLINICAL OBSERVATIONS |
| | | | | 54 | 15:08 | P | NO SIGNIFICANT CLINICAL OBSERVATIONS |
| | | | | 55 | 14:17 | P | NO SIGNIFICANT CLINICAL OBSERVATIONS |
| | | | | 61 | 7:44 | P | NO SIGNIFICANT CLINICAL OBSERVATIONS |
| | | | | 62 | 12:52 | P | NO SIGNIFICANT CLINICAL OBSERVATIONS |
| | | | | 69 | 8:31 | P | NO SIGNIFICANT CLINICAL OBSERVATIONS |
| | | | | 75 | 9:07 | P | NO SIGNIFICANT CLINICAL OBSERVATIONS |
| | | | | 76 | 9:30 | P | NO SIGNIFICANT CLINICAL OBSERVATIONS |
| | | | | 82 | 12:03 | P | NO SIGNIFICANT CLINICAL OBSERVATIONS |
| | | | | 83 | 9:38 | P | NO SIGNIFICANT CLINICAL OBSERVATIONS |
| | | | | 84 | 10:11 | P | NO SIGNIFICANT CLINICAL OBSERVATIONS |
| 10470 | M | 5 MG/KG/DAY | EYES/EARS/NOSE | 12 | 10:24 | P | DRIED RED MATERIAL AROUND NOSE |
| | | | | 68 | 8:48 | P | DRIED RED MATERIAL AROUND NOSE |
| 10474 | M | 5 MG/KG/DAY | NORMAL | 5 | 7:44 | P | NO SIGNIFICANT CLINICAL OBSERVATIONS |
| | | | | 6 | 6:58 | P | NO SIGNIFICANT CLINICAL OBSERVATIONS |
| | | | | 13 | 9:44 | P | NO SIGNIFICANT CLINICAL OBSERVATIONS |
| | | | | 19 | 9:44 | P | NO SIGNIFICANT CLINICAL OBSERVATIONS |
| | | | | 20 | 14:03 | P | NO SIGNIFICANT CLINICAL OBSERVATIONS |
| | | | | 26 | 13:15 | P | NO SIGNIFICANT CLINICAL OBSERVATIONS |
| | | | | 27 | 10:04 | P | NO SIGNIFICANT CLINICAL OBSERVATIONS |
| | | | | 33 | 11:49 | P | NO SIGNIFICANT CLINICAL OBSERVATIONS |
| | | | | 34 | 9:59 | P | NO SIGNIFICANT CLINICAL OBSERVATIONS |
| | | | | 40 | 9:24 | P | NO SIGNIFICANT CLINICAL OBSERVATIONS |

GRADE CODE: 1 - SLIGHT 2 - MODERATE 3 - SEVERE P - PRESENT

STUDY DAYS: 5 THROUGH 84

| ANIMAL | SEX | GROUP | CATEGORY | STUDY DAY | TIME | GRADE | OBSERVATIONS |
|---|---|---|---|---|---|---|---|
| 10474 | M | 5 MG/KG/DAY | NORMAL | 41 | 9:46 | P | NO SIGNIFICANT CLINICAL OBSERVATIONS |
| | | | | 47 | 13:24 | P | NO SIGNIFICANT CLINICAL OBSERVATIONS |
| | | | | 48 | 12:51 | P | NO SIGNIFICANT CLINICAL OBSERVATIONS |
| | | | | 54 | 15:08 | P | NO SIGNIFICANT CLINICAL OBSERVATIONS |
| | | | | 55 | 14:17 | P | NO SIGNIFICANT CLINICAL OBSERVATIONS |
| | | | | 61 | 7:44 | P | NO SIGNIFICANT CLINICAL OBSERVATIONS |
| | | | | 62 | 12:52 | P | NO SIGNIFICANT CLINICAL OBSERVATIONS |
| | | | | 68 | 8:48 | P | NO SIGNIFICANT CLINICAL OBSERVATIONS |
| | | | | 69 | 8:31 | P | NO SIGNIFICANT CLINICAL OBSERVATIONS |
| | | | | 75 | 9:07 | P | NO SIGNIFICANT CLINICAL OBSERVATIONS |
| | | | | 76 | 9:30 | P | NO SIGNIFICANT CLINICAL OBSERVATIONS |
| | | | | 82 | 12:03 | P | NO SIGNIFICANT CLINICAL OBSERVATIONS |
| | | | | 83 | 9:38 | P | NO SIGNIFICANT CLINICAL OBSERVATIONS |
| | | | | 84 | 10:11 | P | NO SIGNIFICANT CLINICAL OBSERVATIONS |
| 10474 | M | 5 MG/KG/DAY | EYES/EARS/NOSE | 12 | 10:24 | P | DRIED RED MATERIAL AROUND NOSE |
| 10429 | M | 25 MG/KG/DAY | NORMAL | 5 | 7:47 | P | NO SIGNIFICANT CLINICAL OBSERVATIONS |
| | | | | 6 | 6:59 | P | NO SIGNIFICANT CLINICAL OBSERVATIONS |
| | | | | 12 | 10:26 | P | NO SIGNIFICANT CLINICAL OBSERVATIONS |
| | | | | 13 | 9:46 | P | NO SIGNIFICANT CLINICAL OBSERVATIONS |
| | | | | 19 | 9:46 | P | NO SIGNIFICANT CLINICAL OBSERVATIONS |
| | | | | 20 | 14:07 | P | NO SIGNIFICANT CLINICAL OBSERVATIONS |
| | | | | 26 | 13:16 | P | NO SIGNIFICANT CLINICAL OBSERVATIONS |
| | | | | 27 | 10:06 | P | NO SIGNIFICANT CLINICAL OBSERVATIONS |
| | | | | 33 | 11:50 | P | NO SIGNIFICANT CLINICAL OBSERVATIONS |
| | | | | 34 | 10:03 | P | NO SIGNIFICANT CLINICAL OBSERVATIONS |
| | | | | 40 | 9:26 | P | NO SIGNIFICANT CLINICAL OBSERVATIONS |
| | | | | 41 | 9:49 | P | NO SIGNIFICANT CLINICAL OBSERVATIONS |
| | | | | 47 | 13:26 | P | NO SIGNIFICANT CLINICAL OBSERVATIONS |
| | | | | 48 | 12:53 | P | NO SIGNIFICANT CLINICAL OBSERVATIONS |

GRADE CODE: 1 - SLIGHT 2 - MODERATE 3 - SEVERE P - PRESENT

STUDY DAYS: 5 THROUGH 84

| ANIMAL | SEX | GROUP | CATEGORY | STUDY DAY | TIME | GRADE | OBSERVATIONS |
|---|---|---|---|---|---|---|---|
| 10429 | M | 25 MG/KG/DAY | NORMAL | 54 | 15:09 | P | NO SIGNIFICANT CLINICAL OBSERVATIONS |
| | | | | 55 | 14:20 | P | NO SIGNIFICANT CLINICAL OBSERVATIONS |
| | | | | 61 | 7:46 | P | NO SIGNIFICANT CLINICAL OBSERVATIONS |
| | | | | 62 | 12:55 | P | NO SIGNIFICANT CLINICAL OBSERVATIONS |
| | | | | 68 | 8:49 | P | NO SIGNIFICANT CLINICAL OBSERVATIONS |
| | | | | 69 | 8:32 | P | NO SIGNIFICANT CLINICAL OBSERVATIONS |
| | | | | 75 | 9:08 | P | NO SIGNIFICANT CLINICAL OBSERVATIONS |
| | | | | 76 | 9:37 | P | NO SIGNIFICANT CLINICAL OBSERVATIONS |
| | | | | 82 | 12:05 | P | NO SIGNIFICANT CLINICAL OBSERVATIONS |
| | | | | 83 | 9:43 | P | NO SIGNIFICANT CLINICAL OBSERVATIONS |
| 10441 | M | 25 MG/KG/DAY | NORMAL | 5 | 7:47 | P | NO SIGNIFICANT CLINICAL OBSERVATIONS |
| | | | | 6 | 6:59 | P | NO SIGNIFICANT CLINICAL OBSERVATIONS |
| | | | | 12 | 10:27 | P | NO SIGNIFICANT CLINICAL OBSERVATIONS |
| | | | | 13 | 9:46 | P | NO SIGNIFICANT CLINICAL OBSERVATIONS |
| | | | | 19 | 9:46 | P | NO SIGNIFICANT CLINICAL OBSERVATIONS |
| | | | | 20 | 14:08 | P | NO SIGNIFICANT CLINICAL OBSERVATIONS |
| | | | | 26 | 13:16 | P | NO SIGNIFICANT CLINICAL OBSERVATIONS |
| | | | | 33 | 11:50 | P | NO SIGNIFICANT CLINICAL OBSERVATIONS |
| | | | | 34 | 10:03 | P | NO SIGNIFICANT CLINICAL OBSERVATIONS |
| | | | | 40 | 9:26 | P | NO SIGNIFICANT CLINICAL OBSERVATIONS |
| | | | | 41 | 9:50 | P | NO SIGNIFICANT CLINICAL OBSERVATIONS |
| | | | | 47 | 13:26 | P | NO SIGNIFICANT CLINICAL OBSERVATIONS |
| | | | | 48 | 12:53 | P | NO SIGNIFICANT CLINICAL OBSERVATIONS |
| | | | | 54 | 15:09 | P | NO SIGNIFICANT CLINICAL OBSERVATIONS |
| | | | | 55 | 14:20 | P | NO SIGNIFICANT CLINICAL OBSERVATIONS |
| | | | | 61 | 7:46 | P | NO SIGNIFICANT CLINICAL OBSERVATIONS |
| | | | | 62 | 12:56 | P | NO SIGNIFICANT CLINICAL OBSERVATIONS |
| | | | | 68 | 8:49 | P | NO SIGNIFICANT CLINICAL OBSERVATIONS |
| | | | | 69 | 8:32 | P | NO SIGNIFICANT CLINICAL OBSERVATIONS |

GRADE CODE: 1 - SLIGHT 2 - MODERATE 3 - SEVERE P - PRESENT

STUDY DAYS: 5 THROUGH 84

| ANIMAL | SEX | GROUP | CATEGORY | STUDY DAY | TIME | GRADE | OBSERVATIONS |
|---|---|---|---|---|---|---|---|
| 10441 | M | 25 MG/KG/DAY | NORMAL | 75 | 9:08 | P | NO SIGNIFICANT CLINICAL OBSERVATIONS |
| | | | | 76 | 9:37 | P | NO SIGNIFICANT CLINICAL OBSERVATIONS |
| | | | | 82 | 12:05 | P | NO SIGNIFICANT CLINICAL OBSERVATIONS |
| | | | | 83 | 9:43 | P | NO SIGNIFICANT CLINICAL OBSERVATIONS |
| 10441 | M | 25 MG/KG/DAY | EYES/EARS/NOSE | 27 | 10:07 | P | DRIED RED MATERIAL AROUND RIGHT EYE |
| 10442 | M | 25 MG/KG/DAY | NORMAL | 5 | 7:47 | P | NO SIGNIFICANT CLINICAL OBSERVATIONS |
| | | | | 13 | 9:46 | P | NO SIGNIFICANT CLINICAL OBSERVATIONS |
| | | | | 19 | 9:46 | P | NO SIGNIFICANT CLINICAL OBSERVATIONS |
| | | | | 20 | 14:08 | P | NO SIGNIFICANT CLINICAL OBSERVATIONS |
| | | | | 26 | 13:17 | P | NO SIGNIFICANT CLINICAL OBSERVATIONS |
| | | | | 27 | 10:07 | P | NO SIGNIFICANT CLINICAL OBSERVATIONS |
| | | | | 33 | 11:50 | P | NO SIGNIFICANT CLINICAL OBSERVATIONS |
| | | | | 34 | 10:04 | P | NO SIGNIFICANT CLINICAL OBSERVATIONS |
| | | | | 40 | 9:26 | P | NO SIGNIFICANT CLINICAL OBSERVATIONS |
| | | | | 41 | 9:50 | P | NO SIGNIFICANT CLINICAL OBSERVATIONS |
| | | | | 47 | 13:26 | P | NO SIGNIFICANT CLINICAL OBSERVATIONS |
| | | | | 48 | 12:53 | P | NO SIGNIFICANT CLINICAL OBSERVATIONS |
| | | | | 54 | 15:10 | P | NO SIGNIFICANT CLINICAL OBSERVATIONS |
| | | | | 55 | 14:21 | P | NO SIGNIFICANT CLINICAL OBSERVATIONS |
| | | | | 61 | 7:46 | P | NO SIGNIFICANT CLINICAL OBSERVATIONS |
| | | | | 62 | 12:56 | P | NO SIGNIFICANT CLINICAL OBSERVATIONS |
| | | | | 69 | 8:32 | P | NO SIGNIFICANT CLINICAL OBSERVATIONS |
| | | | | 75 | 9:09 | P | NO SIGNIFICANT CLINICAL OBSERVATIONS |
| | | | | 76 | 9:37 | P | NO SIGNIFICANT CLINICAL OBSERVATIONS |
| | | | | 82 | 12:06 | P | NO SIGNIFICANT CLINICAL OBSERVATIONS |
| | | | | 83 | 9:43 | P | NO SIGNIFICANT CLINICAL OBSERVATIONS |
| 10442 | M | 25 MG/KG/DAY | EYES/EARS/NOSE | 6 | 7:00 | P | DRIED RED MATERIAL AROUND NOSE |
| | | | | 12 | 10:27 | P | DRIED RED MATERIAL AROUND NOSE |
| | | | | 68 | 8:49 | P | DRIED RED MATERIAL AROUND NOSE |

GRADE CODE: 1 - SLIGHT 2 - MODERATE 3 - SEVERE P - PRESENT

STUDY DAYS: 5 THROUGH 84

| ANIMAL | SEX | GROUP | CATEGORY | STUDY DAY | TIME | GRADE | OBSERVATIONS |
|---|---|---|---|---|---|---|---|
| 10455 | M | 25 MG/KG/DAY | NORMAL | 5 | 7:47 | P | NO SIGNIFICANT CLINICAL OBSERVATIONS |
| | | | | 6 | 7:00 | P | NO SIGNIFICANT CLINICAL OBSERVATIONS |
| | | | | 13 | 9:46 | P | NO SIGNIFICANT CLINICAL OBSERVATIONS |
| | | | | 19 | 9:46 | P | NO SIGNIFICANT CLINICAL OBSERVATIONS |
| | | | | 20 | 14:08 | P | NO SIGNIFICANT CLINICAL OBSERVATIONS |
| | | | | 26 | 13:17 | P | NO SIGNIFICANT CLINICAL OBSERVATIONS |
| | | | | 27 | 10:07 | P | NO SIGNIFICANT CLINICAL OBSERVATIONS |
| | | | | 34 | 10:04 | P | NO SIGNIFICANT CLINICAL OBSERVATIONS |
| | | | | 40 | 9:26 | P | NO SIGNIFICANT CLINICAL OBSERVATIONS |
| | | | | 41 | 9:50 | P | NO SIGNIFICANT CLINICAL OBSERVATIONS |
| | | | | 47 | 13:26 | P | NO SIGNIFICANT CLINICAL OBSERVATIONS |
| | | | | 48 | 12:54 | P | NO SIGNIFICANT CLINICAL OBSERVATIONS |
| | | | | 54 | 15:10 | P | NO SIGNIFICANT CLINICAL OBSERVATIONS |
| | | | | 55 | 14:21 | P | NO SIGNIFICANT CLINICAL OBSERVATIONS |
| | | | | 61 | 7:46 | P | NO SIGNIFICANT CLINICAL OBSERVATIONS |
| | | | | 62 | 12:56 | P | NO SIGNIFICANT CLINICAL OBSERVATIONS |
| | | | | 68 | 8:49 | P | NO SIGNIFICANT CLINICAL OBSERVATIONS |
| | | | | 69 | 8:32 | P | NO SIGNIFICANT CLINICAL OBSERVATIONS |
| | | | | 75 | 9:09 | P | NO SIGNIFICANT CLINICAL OBSERVATIONS |
| | | | | 76 | 9:37 | P | NO SIGNIFICANT CLINICAL OBSERVATIONS |
| | | | | 82 | 12:06 | P | NO SIGNIFICANT CLINICAL OBSERVATIONS |
| | | | | 83 | 9:44 | P | NO SIGNIFICANT CLINICAL OBSERVATIONS |
| 10455 | M | 25 MG/KG/DAY | EYES/EARS/NOSE | 12 | 10:27 | P | DRIED RED MATERIAL AROUND NOSE |
| | | | | 33 | 11:51 | P | DRIED RED MATERIAL AROUND NOSE |
| 10458 | M | 25 MG/KG/DAY | NORMAL | 5 | 7:47 | P | NO SIGNIFICANT CLINICAL OBSERVATIONS |
| | | | | 6 | 7:00 | P | NO SIGNIFICANT CLINICAL OBSERVATIONS |
| | | | | 12 | 10:27 | P | NO SIGNIFICANT CLINICAL OBSERVATIONS |
| | | | | 13 | 9:47 | P | NO SIGNIFICANT CLINICAL OBSERVATIONS |
| | | | | 19 | 9:46 | P | NO SIGNIFICANT CLINICAL OBSERVATIONS |

GRADE CODE: 1 - SLIGHT 2 - MODERATE 3 - SEVERE P - PRESENT

STUDY DAYS: 5 THROUGH 84

| ANIMAL | SEX | GROUP | CATEGORY | STUDY DAY | TIME | GRADE | OBSERVATIONS |
|---|---|---|---|---|---|---|---|
| 10458 | M | 25 MG/KG/DAY | NORMAL | 20 | 14:09 | P | NO SIGNIFICANT CLINICAL OBSERVATIONS |
| | | | | 26 | 13:17 | P | NO SIGNIFICANT CLINICAL OBSERVATIONS |
| | | | | 27 | 10:08 | P | NO SIGNIFICANT CLINICAL OBSERVATIONS |
| | | | | 33 | 11:51 | P | NO SIGNIFICANT CLINICAL OBSERVATIONS |
| | | | | 34 | 10:04 | P | NO SIGNIFICANT CLINICAL OBSERVATIONS |
| | | | | 40 | 9:26 | P | NO SIGNIFICANT CLINICAL OBSERVATIONS |
| | | | | 41 | 9:50 | P | NO SIGNIFICANT CLINICAL OBSERVATIONS |
| | | | | 47 | 13:26 | P | NO SIGNIFICANT CLINICAL OBSERVATIONS |
| | | | | 48 | 12:54 | P | NO SIGNIFICANT CLINICAL OBSERVATIONS |
| | | | | 54 | 15:10 | P | NO SIGNIFICANT CLINICAL OBSERVATIONS |
| | | | | 55 | 14:21 | P | NO SIGNIFICANT CLINICAL OBSERVATIONS |
| | | | | 61 | 7:47 | P | NO SIGNIFICANT CLINICAL OBSERVATIONS |
| | | | | 62 | 12:56 | P | NO SIGNIFICANT CLINICAL OBSERVATIONS |
| | | | | 68 | 8:49 | P | NO SIGNIFICANT CLINICAL OBSERVATIONS |
| | | | | 69 | 8:32 | P | NO SIGNIFICANT CLINICAL OBSERVATIONS |
| | | | | 75 | 9:09 | P | NO SIGNIFICANT CLINICAL OBSERVATIONS |
| | | | | 76 | 9:37 | P | NO SIGNIFICANT CLINICAL OBSERVATIONS |
| | | | | 82 | 12:06 | P | NO SIGNIFICANT CLINICAL OBSERVATIONS |
| | | | | 83 | 9:44 | P | NO SIGNIFICANT CLINICAL OBSERVATIONS |
| 10463 | M | 25 MG/KG/DAY | NORMAL | 5 | 7:48 | P | NO SIGNIFICANT CLINICAL OBSERVATIONS |
| | | | | 6 | 7:00 | P | NO SIGNIFICANT CLINICAL OBSERVATIONS |
| | | | | 13 | 9:47 | P | NO SIGNIFICANT CLINICAL OBSERVATIONS |
| | | | | 19 | 9:46 | P | NO SIGNIFICANT CLINICAL OBSERVATIONS |
| | | | | 20 | 14:10 | P | NO SIGNIFICANT CLINICAL OBSERVATIONS |
| | | | | 26 | 13:17 | P | NO SIGNIFICANT CLINICAL OBSERVATIONS |
| | | | | 27 | 10:08 | P | NO SIGNIFICANT CLINICAL OBSERVATIONS |
| | | | | 33 | 11:51 | P | NO SIGNIFICANT CLINICAL OBSERVATIONS |
| | | | | 34 | 10:05 | P | NO SIGNIFICANT CLINICAL OBSERVATIONS |
| | | | | 40 | 9:27 | P | NO SIGNIFICANT CLINICAL OBSERVATIONS |

GRADE CODE: 1 - SLIGHT 2 - MODERATE 3 - SEVERE P - PRESENT

STUDY DAYS: 5 THROUGH 84

| ANIMAL | SEX | GROUP | CATEGORY | STUDY DAY | TIME | GRADE | OBSERVATIONS |
|---|---|---|---|---|---|---|---|
| 10463 | M | 25 MG/KG/DAY | NORMAL | 41 | 9:50 | P | NO SIGNIFICANT CLINICAL OBSERVATIONS |
| | | | | 47 | 13:26 | P | NO SIGNIFICANT CLINICAL OBSERVATIONS |
| | | | | 48 | 12:54 | P | NO SIGNIFICANT CLINICAL OBSERVATIONS |
| | | | | 54 | 15:10 | P | NO SIGNIFICANT CLINICAL OBSERVATIONS |
| | | | | 55 | 14:22 | P | NO SIGNIFICANT CLINICAL OBSERVATIONS |
| | | | | 61 | 7:47 | P | NO SIGNIFICANT CLINICAL OBSERVATIONS |
| | | | | 62 | 12:57 | P | NO SIGNIFICANT CLINICAL OBSERVATIONS |
| | | | | 68 | 8:50 | P | NO SIGNIFICANT CLINICAL OBSERVATIONS |
| | | | | 69 | 8:32 | P | NO SIGNIFICANT CLINICAL OBSERVATIONS |
| | | | | 75 | 9:09 | P | NO SIGNIFICANT CLINICAL OBSERVATIONS |
| | | | | 76 | 9:37 | P | NO SIGNIFICANT CLINICAL OBSERVATIONS |
| | | | | 82 | 12:06 | P | NO SIGNIFICANT CLINICAL OBSERVATIONS |
| | | | | 83 | 9:44 | P | NO SIGNIFICANT CLINICAL OBSERVATIONS |
| | | | | 84 | 10:12 | P | NO SIGNIFICANT CLINICAL OBSERVATIONS |
| 10463 | M | 25 MG/KG/DAY | EYES/EARS/NOSE | 12 | 10:27 | P | DRIED RED MATERIAL AROUND NOSE |
| 10464 | M | 25 MG/KG/DAY | NORMAL | 5 | 7:48 | P | NO SIGNIFICANT CLINICAL OBSERVATIONS |
| | | | | 6 | 7:00 | P | NO SIGNIFICANT CLINICAL OBSERVATIONS |
| | | | | 12 | 10:28 | P | NO SIGNIFICANT CLINICAL OBSERVATIONS |
| | | | | 13 | 9:47 | P | NO SIGNIFICANT CLINICAL OBSERVATIONS |
| | | | | 19 | 9:46 | P | NO SIGNIFICANT CLINICAL OBSERVATIONS |
| | | | | 20 | 14:10 | P | NO SIGNIFICANT CLINICAL OBSERVATIONS |
| | | | | 26 | 13:17 | P | NO SIGNIFICANT CLINICAL OBSERVATIONS |
| | | | | 27 | 10:08 | P | NO SIGNIFICANT CLINICAL OBSERVATIONS |
| | | | | 33 | 11:51 | P | NO SIGNIFICANT CLINICAL OBSERVATIONS |
| | | | | 34 | 10:05 | P | NO SIGNIFICANT CLINICAL OBSERVATIONS |
| | | | | 40 | 9:27 | P | NO SIGNIFICANT CLINICAL OBSERVATIONS |
| | | | | 41 | 9:51 | P | NO SIGNIFICANT CLINICAL OBSERVATIONS |
| | | | | 47 | 13:26 | P | NO SIGNIFICANT CLINICAL OBSERVATIONS |
| | | | | 48 | 12:54 | P | NO SIGNIFICANT CLINICAL OBSERVATIONS |

GRADE CODE: 1 - SLIGHT 2 - MODERATE 3 - SEVERE P - PRESENT

STUDY DAYS: 5 THROUGH 84

| ANIMAL | SEX | GROUP | CATEGORY | STUDY DAY | TIME | GRADE | OBSERVATIONS |
|---|---|---|---|---|---|---|---|
| 10464 | M | 25 MG/KG/DAY | NORMAL | 54 | 15:10 | P | NO SIGNIFICANT CLINICAL OBSERVATIONS |
| | | | | 55 | 14:22 | P | NO SIGNIFICANT CLINICAL OBSERVATIONS |
| | | | | 61 | 7:47 | P | NO SIGNIFICANT CLINICAL OBSERVATIONS |
| | | | | 62 | 12:57 | P | NO SIGNIFICANT CLINICAL OBSERVATIONS |
| | | | | 68 | 8:50 | P | NO SIGNIFICANT CLINICAL OBSERVATIONS |
| | | | | 69 | 8:32 | P | NO SIGNIFICANT CLINICAL OBSERVATIONS |
| | | | | 75 | 9:09 | P | NO SIGNIFICANT CLINICAL OBSERVATIONS |
| | | | | 76 | 9:37 | P | NO SIGNIFICANT CLINICAL OBSERVATIONS |
| | | | | 82 | 12:06 | P | NO SIGNIFICANT CLINICAL OBSERVATIONS |
| | | | | 83 | 9:45 | P | NO SIGNIFICANT CLINICAL OBSERVATIONS |
| | | | | 84 | 10:12 | P | NO SIGNIFICANT CLINICAL OBSERVATIONS |
| 10466 | M | 25 MG/KG/DAY | NORMAL | 5 | 7:48 | P | NO SIGNIFICANT CLINICAL OBSERVATIONS |
| | | | | 6 | 7:00 | P | NO SIGNIFICANT CLINICAL OBSERVATIONS |
| | | | | 12 | 10:28 | P | NO SIGNIFICANT CLINICAL OBSERVATIONS |
| | | | | 13 | 9:47 | P | NO SIGNIFICANT CLINICAL OBSERVATIONS |
| | | | | 19 | 9:47 | P | NO SIGNIFICANT CLINICAL OBSERVATIONS |
| | | | | 20 | 14:10 | P | NO SIGNIFICANT CLINICAL OBSERVATIONS |
| | | | | 26 | 13:17 | P | NO SIGNIFICANT CLINICAL OBSERVATIONS |
| | | | | 27 | 10:08 | P | NO SIGNIFICANT CLINICAL OBSERVATIONS |
| | | | | 33 | 11:51 | P | NO SIGNIFICANT CLINICAL OBSERVATIONS |
| | | | | 34 | 10:06 | P | NO SIGNIFICANT CLINICAL OBSERVATIONS |
| | | | | 40 | 9:27 | P | NO SIGNIFICANT CLINICAL OBSERVATIONS |
| | | | | 41 | 9:51 | P | NO SIGNIFICANT CLINICAL OBSERVATIONS |
| | | | | 47 | 13:26 | P | NO SIGNIFICANT CLINICAL OBSERVATIONS |
| | | | | 48 | 12:54 | P | NO SIGNIFICANT CLINICAL OBSERVATIONS |
| | | | | 54 | 15:10 | P | NO SIGNIFICANT CLINICAL OBSERVATIONS |
| | | | | 55 | 14:22 | P | NO SIGNIFICANT CLINICAL OBSERVATIONS |
| | | | | 61 | 7:47 | P | NO SIGNIFICANT CLINICAL OBSERVATIONS |
| | | | | 62 | 12:57 | P | NO SIGNIFICANT CLINICAL OBSERVATIONS |

GRADE CODE: 1 - SLIGHT 2 - MODERATE 3 - SEVERE P - PRESENT

STUDY DAYS: 5 THROUGH 84

| ANIMAL | SEX | GROUP | CATEGORY | STUDY DAY | TIME | GRADE | OBSERVATIONS |
|---|---|---|---|---|---|---|---|
| 10466 | M | 25 MG/KG/DAY | NORMAL | 68 | 8:50 | P | NO SIGNIFICANT CLINICAL OBSERVATIONS |
| | | | | 69 | 8:33 | P | NO SIGNIFICANT CLINICAL OBSERVATIONS |
| | | | | 75 | 9:09 | P | NO SIGNIFICANT CLINICAL OBSERVATIONS |
| | | | | 76 | 9:37 | P | NO SIGNIFICANT CLINICAL OBSERVATIONS |
| | | | | 82 | 12:06 | P | NO SIGNIFICANT CLINICAL OBSERVATIONS |
| | | | | 83 | 9:45 | P | NO SIGNIFICANT CLINICAL OBSERVATIONS |
| | | | | 84 | 10:12 | P | NO SIGNIFICANT CLINICAL OBSERVATIONS |
| 10471 | M | 25 MG/KG/DAY | NORMAL | 5 | 7:48 | P | NO SIGNIFICANT CLINICAL OBSERVATIONS |
| | | | | 6 | 7:00 | P | NO SIGNIFICANT CLINICAL OBSERVATIONS |
| | | | | 13 | 9:47 | P | NO SIGNIFICANT CLINICAL OBSERVATIONS |
| | | | | 19 | 9:47 | P | NO SIGNIFICANT CLINICAL OBSERVATIONS |
| | | | | 20 | 14:11 | P | NO SIGNIFICANT CLINICAL OBSERVATIONS |
| | | | | 26 | 13:17 | P | NO SIGNIFICANT CLINICAL OBSERVATIONS |
| | | | | 27 | 10:08 | P | NO SIGNIFICANT CLINICAL OBSERVATIONS |
| | | | | 33 | 11:51 | P | NO SIGNIFICANT CLINICAL OBSERVATIONS |
| | | | | 34 | 10:06 | P | NO SIGNIFICANT CLINICAL OBSERVATIONS |
| | | | | 40 | 9:27 | P | NO SIGNIFICANT CLINICAL OBSERVATIONS |
| | | | | 41 | 9:51 | P | NO SIGNIFICANT CLINICAL OBSERVATIONS |
| | | | | 47 | 13:26 | P | NO SIGNIFICANT CLINICAL OBSERVATIONS |
| | | | | 48 | 12:55 | P | NO SIGNIFICANT CLINICAL OBSERVATIONS |
| | | | | 54 | 15:10 | P | NO SIGNIFICANT CLINICAL OBSERVATIONS |
| | | | | 55 | 14:22 | P | NO SIGNIFICANT CLINICAL OBSERVATIONS |
| | | | | 61 | 7:47 | P | NO SIGNIFICANT CLINICAL OBSERVATIONS |
| | | | | 62 | 12:58 | P | NO SIGNIFICANT CLINICAL OBSERVATIONS |
| | | | | 68 | 8:50 | P | NO SIGNIFICANT CLINICAL OBSERVATIONS |
| | | | | 69 | 8:33 | P | NO SIGNIFICANT CLINICAL OBSERVATIONS |
| | | | | 75 | 9:09 | P | NO SIGNIFICANT CLINICAL OBSERVATIONS |
| | | | | 76 | 9:38 | P | NO SIGNIFICANT CLINICAL OBSERVATIONS |
| | | | | 82 | 12:07 | P | NO SIGNIFICANT CLINICAL OBSERVATIONS |

GRADE CODE: 1 - SLIGHT 2 - MODERATE 3 - SEVERE P - PRESENT

STUDY DAYS: 5 THROUGH 84

| ANIMAL | SEX | GROUP | CATEGORY | STUDY DAY | TIME | GRADE | OBSERVATIONS |
|---|---|---|---|---|---|---|---|
| 10471 | M | 25 MG/KG/DAY | NORMAL | 83 | 9:45 | P | NO SIGNIFICANT CLINICAL OBSERVATIONS |
| | | | | 84 | 10:12 | P | NO SIGNIFICANT CLINICAL OBSERVATIONS |
| 10471 | M | 25 MG/KG/DAY | EYES/EARS/NOSE | 12 | 10:28 | P | DRIED RED MATERIAL AROUND NOSE |
| 10473 | M | 25 MG/KG/DAY | NORMAL | 6 | 7:00 | P | NO SIGNIFICANT CLINICAL OBSERVATIONS |
| | | | | 12 | 10:28 | P | NO SIGNIFICANT CLINICAL OBSERVATIONS |
| | | | | 13 | 9:47 | P | NO SIGNIFICANT CLINICAL OBSERVATIONS |
| | | | | 19 | 9:47 | P | NO SIGNIFICANT CLINICAL OBSERVATIONS |
| | | | | 20 | 14:12 | P | NO SIGNIFICANT CLINICAL OBSERVATIONS |
| | | | | 26 | 13:18 | P | NO SIGNIFICANT CLINICAL OBSERVATIONS |
| | | | | 27 | 10:09 | P | NO SIGNIFICANT CLINICAL OBSERVATIONS |
| | | | | 33 | 11:51 | P | NO SIGNIFICANT CLINICAL OBSERVATIONS |
| | | | | 34 | 10:06 | P | NO SIGNIFICANT CLINICAL OBSERVATIONS |
| | | | | 40 | 9:27 | P | NO SIGNIFICANT CLINICAL OBSERVATIONS |
| | | | | 41 | 9:51 | P | NO SIGNIFICANT CLINICAL OBSERVATIONS |
| | | | | 47 | 13:27 | P | NO SIGNIFICANT CLINICAL OBSERVATIONS |
| | | | | 48 | 12:55 | P | NO SIGNIFICANT CLINICAL OBSERVATIONS |
| | | | | 54 | 15:10 | P | NO SIGNIFICANT CLINICAL OBSERVATIONS |
| | | | | 55 | 14:23 | P | NO SIGNIFICANT CLINICAL OBSERVATIONS |
| | | | | 61 | 7:48 | P | NO SIGNIFICANT CLINICAL OBSERVATIONS |
| | | | | 62 | 12:58 | P | NO SIGNIFICANT CLINICAL OBSERVATIONS |
| | | | | 68 | 8:50 | P | NO SIGNIFICANT CLINICAL OBSERVATIONS |
| | | | | 69 | 8:33 | P | NO SIGNIFICANT CLINICAL OBSERVATIONS |
| | | | | 75 | 9:09 | P | NO SIGNIFICANT CLINICAL OBSERVATIONS |
| | | | | 76 | 9:38 | P | NO SIGNIFICANT CLINICAL OBSERVATIONS |
| | | | | 82 | 12:07 | P | NO SIGNIFICANT CLINICAL OBSERVATIONS |
| | | | | 83 | 9:46 | P | NO SIGNIFICANT CLINICAL OBSERVATIONS |
| | | | | 84 | 10:12 | P | NO SIGNIFICANT CLINICAL OBSERVATIONS |
| 10473 | M | 25 MG/KG/DAY | EYES/EARS/NOSE | 5 | 7:48 | P | DRIED RED MATERIAL AROUND NOSE |
| 10424 | M | 50 MG/KG/DAY | NORMAL | 5 | 7:50 | P | NO SIGNIFICANT CLINICAL OBSERVATIONS |

GRADE CODE: 1 - SLIGHT 2 - MODERATE 3 - SEVERE P - PRESENT

STUDY DAYS: 5 THROUGH 84

| ANIMAL | SEX | GROUP | CATEGORY | STUDY DAY | TIME | GRADE | OBSERVATIONS |
|---|---|---|---|---|---|---|---|
| 10424 | M | 50 MG/KG/DAY | NORMAL | 6 | 7:02 | P | NO SIGNIFICANT CLINICAL OBSERVATIONS |
| | | | | 13 | 9:50 | P | NO SIGNIFICANT CLINICAL OBSERVATIONS |
| | | | | 19 | 9:49 | P | NO SIGNIFICANT CLINICAL OBSERVATIONS |
| | | | | 20 | 14:16 | P | NO SIGNIFICANT CLINICAL OBSERVATIONS |
| | | | | 26 | 13:19 | P | NO SIGNIFICANT CLINICAL OBSERVATIONS |
| | | | | 27 | 10:11 | P | NO SIGNIFICANT CLINICAL OBSERVATIONS |
| | | | | 33 | 11:53 | P | NO SIGNIFICANT CLINICAL OBSERVATIONS |
| | | | | 34 | 10:10 | P | NO SIGNIFICANT CLINICAL OBSERVATIONS |
| | | | | 40 | 9:29 | P | NO SIGNIFICANT CLINICAL OBSERVATIONS |
| | | | | 41 | 9:56 | P | NO SIGNIFICANT CLINICAL OBSERVATIONS |
| | | | | 48 | 12:59 | P | NO SIGNIFICANT CLINICAL OBSERVATIONS |
| | | | | 54 | 15:12 | P | NO SIGNIFICANT CLINICAL OBSERVATIONS |
| | | | | 55 | 14:27 | P | NO SIGNIFICANT CLINICAL OBSERVATIONS |
| | | | | 61 | 7:51 | P | NO SIGNIFICANT CLINICAL OBSERVATIONS |
| | | | | 62 | 13:02 | P | NO SIGNIFICANT CLINICAL OBSERVATIONS |
| | | | | 69 | 8:34 | P | NO SIGNIFICANT CLINICAL OBSERVATIONS |
| | | | | 75 | 9:10 | P | NO SIGNIFICANT CLINICAL OBSERVATIONS |
| | | | | 76 | 9:45 | P | NO SIGNIFICANT CLINICAL OBSERVATIONS |
| | | | | 82 | 12:09 | P | NO SIGNIFICANT CLINICAL OBSERVATIONS |
| | | | | 83 | 9:50 | P | NO SIGNIFICANT CLINICAL OBSERVATIONS |
| 10424 | M | 50 MG/KG/DAY | EYES/EARS/NOSE | 12 | 10:31 | P | DRIED RED MATERIAL AROUND NOSE |
| | | | | 47 | 13:29 | P | DRIED RED MATERIAL AROUND NOSE |
| | | | | 68 | 8:51 | P | DRIED RED MATERIAL AROUND NOSE |
| 10427 | M | 50 MG/KG/DAY | NORMAL | 5 | 7:50 | P | NO SIGNIFICANT CLINICAL OBSERVATIONS |
| | | | | 6 | 7:02 | P | NO SIGNIFICANT CLINICAL OBSERVATIONS |
| | | | | 12 | 10:31 | P | NO SIGNIFICANT CLINICAL OBSERVATIONS |
| | | | | 13 | 9:50 | P | NO SIGNIFICANT CLINICAL OBSERVATIONS |
| | | | | 19 | 9:49 | P | NO SIGNIFICANT CLINICAL OBSERVATIONS |
| | | | | 20 | 14:16 | P | NO SIGNIFICANT CLINICAL OBSERVATIONS |

GRADE CODE: 1 - SLIGHT 2 - MODERATE 3 - SEVERE P - PRESENT

STUDY DAYS: 5 THROUGH 84

| ANIMAL | SEX | GROUP | CATEGORY | STUDY DAY | TIME | GRADE | OBSERVATIONS |
|---|---|---|---|---|---|---|---|
| 10427 | M | 50 MG/KG/DAY | NORMAL | 26 | 13:19 | P | NO SIGNIFICANT CLINICAL OBSERVATIONS |
| | | | | 27 | 10:11 | P | NO SIGNIFICANT CLINICAL OBSERVATIONS |
| | | | | 33 | 11:53 | P | NO SIGNIFICANT CLINICAL OBSERVATIONS |
| | | | | 34 | 10:11 | P | NO SIGNIFICANT CLINICAL OBSERVATIONS |
| | | | | 40 | 9:29 | P | NO SIGNIFICANT CLINICAL OBSERVATIONS |
| | | | | 41 | 9:56 | P | NO SIGNIFICANT CLINICAL OBSERVATIONS |
| | | | | 47 | 13:29 | P | NO SIGNIFICANT CLINICAL OBSERVATIONS |
| | | | | 48 | 12:59 | P | NO SIGNIFICANT CLINICAL OBSERVATIONS |
| | | | | 54 | 15:13 | P | NO SIGNIFICANT CLINICAL OBSERVATIONS |
| | | | | 55 | 14:27 | P | NO SIGNIFICANT CLINICAL OBSERVATIONS |
| | | | | 62 | 13:02 | P | NO SIGNIFICANT CLINICAL OBSERVATIONS |
| 10427 | M | 50 MG/KG/DAY | BODY/INTEGUMENT | 76 | 9:45 | P | THIN |
| | | | | 76 | 9:45 | P | DERMAL ATONIA |
| 10427 | M | 50 MG/KG/DAY | CARDIO-PULMONARY | 61 | 7:52 | P | EXTREMITIES COOL TO TOUCH |
| | | | | 68 | 8:52 | P | EXTREMITIES PALE |
| | | | | 69 | 8:35 | P | EXTREMITIES PALE |
| | | | | 75 | 9:11 | P | BODY COOL TO TOUCH |
| | | | | 75 | 9:11 | P | BODY PALE |
| | | | | 75 | 9:11 | P | EXTREMITIES PALE |
| | | | | 75 | 9:11 | P | EXTREMITIES COOL TO TOUCH |
| | | | | 76 | 9:45 | P | EXTREMITIES PALE |
| | | | | 76 | 9:45 | P | EXTREMITIES COOL TO TOUCH |
| | | | | 76 | 9:45 | P | BODY COOL TO TOUCH |
| | | | | 76 | 9:45 | P | BODY PALE |
| 10427 | M | 50 MG/KG/DAY | EYES/EARS/NOSE | 61 | 7:52 | P | WET RED MATERIAL AROUND NOSE |
| | | | | 68 | 8:52 | P | DRIED RED MATERIAL AROUND NOSE |
| | | | | 69 | 8:35 | P | DRIED RED MATERIAL AROUND NOSE |
| 10427 | M | 50 MG/KG/DAY | EXCRETA | 75 | 9:11 | P | DEFECATION DECREASED |
| 10427 | M | 50 MG/KG/DAY | BODY/INTEG III | 75 | 9:11 | P | WET YELLOW MATERIAL UROGENITAL AREA |

GRADE CODE: 1 - SLIGHT 2 - MODERATE 3 - SEVERE P - PRESENT

STUDY DAYS: 5 THROUGH 84

| ANIMAL | SEX | GROUP | CATEGORY | STUDY DAY | TIME | GRADE | OBSERVATIONS |
|---|---|---|---|---|---|---|---|
| 10427 | M | 50 MG/KG/DAY | BODY/INTEG III | 75 | 9:11 | P | WET YELLOW MATERIAL VENTRAL TRUNK |
| | | | | 75 | 9:11 | P | WET YELLOW MATERIAL ANOGENITAL AREA |
| | | | | 76 | 9:45 | P | WET YELLOW MATERIAL UROGENITAL AREA |
| | | | | 76 | 9:45 | P | WET YELLOW MATERIAL VENTRAL TRUNK |
| | | | | 76 | 9:45 | P | WET YELLOW MATERIAL ANOGENITAL AREA |
| 10433 | M | 50 MG/KG/DAY | NORMAL | 5 | 7:50 | P | NO SIGNIFICANT CLINICAL OBSERVATIONS |
| | | | | 6 | 7:03 | P | NO SIGNIFICANT CLINICAL OBSERVATIONS |
| | | | | 13 | 9:50 | P | NO SIGNIFICANT CLINICAL OBSERVATIONS |
| | | | | 19 | 9:49 | P | NO SIGNIFICANT CLINICAL OBSERVATIONS |
| | | | | 20 | 14:16 | P | NO SIGNIFICANT CLINICAL OBSERVATIONS |
| | | | | 26 | 13:19 | P | NO SIGNIFICANT CLINICAL OBSERVATIONS |
| | | | | 27 | 10:11 | P | NO SIGNIFICANT CLINICAL OBSERVATIONS |
| | | | | 34 | 10:11 | P | NO SIGNIFICANT CLINICAL OBSERVATIONS |
| | | | | 40 | 9:30 | P | NO SIGNIFICANT CLINICAL OBSERVATIONS |
| | | | | 41 | 9:56 | P | NO SIGNIFICANT CLINICAL OBSERVATIONS |
| | | | | 47 | 13:29 | P | NO SIGNIFICANT CLINICAL OBSERVATIONS |
| | | | | 48 | 12:59 | P | NO SIGNIFICANT CLINICAL OBSERVATIONS |
| | | | | 54 | 15:13 | P | NO SIGNIFICANT CLINICAL OBSERVATIONS |
| | | | | 55 | 14:27 | P | NO SIGNIFICANT CLINICAL OBSERVATIONS |
| 10433 | M | 50 MG/KG/DAY | CARDIO-PULMONARY | 61 | 7:52 | P | EXTREMITIES COOL TO TOUCH |
| | | | | 61 | 7:52 | P | EXTREMITIES PALE |
| | | | | 62 | 13:03 | P | EXTREMITIES PALE |
| | | | | 62 | 13:03 | P | EXTREMITIES COOL TO TOUCH |
| 10433 | M | 50 MG/KG/DAY | EYES/EARS/NOSE | 12 | 10:31 | P | DRIED RED MATERIAL AROUND NOSE |
| | | | | 33 | 11:53 | P | DRIED RED MATERIAL AROUND NOSE |
| 10439 | M | 50 MG/KG/DAY | NORMAL | 5 | 7:50 | P | NO SIGNIFICANT CLINICAL OBSERVATIONS |
| | | | | 6 | 7:03 | P | NO SIGNIFICANT CLINICAL OBSERVATIONS |
| | | | | 12 | 10:31 | P | NO SIGNIFICANT CLINICAL OBSERVATIONS |
| | | | | 13 | 9:50 | P | NO SIGNIFICANT CLINICAL OBSERVATIONS |

GRADE CODE: 1 - SLIGHT 2 - MODERATE 3 - SEVERE P - PRESENT

STUDY DAYS: 5 THROUGH 84

| ANIMAL | SEX | GROUP | CATEGORY | STUDY DAY | TIME | GRADE | OBSERVATIONS |
|---|---|---|---|---|---|---|---|
| 10439 | M | 50 MG/KG/DAY | NORMAL | 19 | 9:49 | P | NO SIGNIFICANT CLINICAL OBSERVATIONS |
| | | | | 20 | 14:17 | P | NO SIGNIFICANT CLINICAL OBSERVATIONS |
| | | | | 26 | 13:20 | P | NO SIGNIFICANT CLINICAL OBSERVATIONS |
| | | | | 27 | 10:11 | P | NO SIGNIFICANT CLINICAL OBSERVATIONS |
| | | | | 33 | 11:53 | P | NO SIGNIFICANT CLINICAL OBSERVATIONS |
| | | | | 34 | 10:12 | P | NO SIGNIFICANT CLINICAL OBSERVATIONS |
| | | | | 40 | 9:30 | P | NO SIGNIFICANT CLINICAL OBSERVATIONS |
| | | | | 41 | 9:57 | P | NO SIGNIFICANT CLINICAL OBSERVATIONS |
| | | | | 47 | 13:29 | P | NO SIGNIFICANT CLINICAL OBSERVATIONS |
| | | | | 48 | 12:59 | P | NO SIGNIFICANT CLINICAL OBSERVATIONS |
| | | | | 54 | 15:13 | P | NO SIGNIFICANT CLINICAL OBSERVATIONS |
| | | | | 55 | 14:28 | P | NO SIGNIFICANT CLINICAL OBSERVATIONS |
| | | | | 61 | 7:53 | P | NO SIGNIFICANT CLINICAL OBSERVATIONS |
| | | | | 62 | 13:04 | P | NO SIGNIFICANT CLINICAL OBSERVATIONS |
| | | | | 68 | 8:52 | P | NO SIGNIFICANT CLINICAL OBSERVATIONS |
| | | | | 69 | 8:35 | P | NO SIGNIFICANT CLINICAL OBSERVATIONS |
| | | | | 75 | 9:12 | P | NO SIGNIFICANT CLINICAL OBSERVATIONS |
| | | | | 76 | 9:46 | P | NO SIGNIFICANT CLINICAL OBSERVATIONS |
| | | | | 82 | 12:11 | P | NO SIGNIFICANT CLINICAL OBSERVATIONS |
| | | | | 83 | 9:50 | P | NO SIGNIFICANT CLINICAL OBSERVATIONS |
| 10440 | M | 50 MG/KG/DAY | NORMAL | 5 | 7:51 | P | NO SIGNIFICANT CLINICAL OBSERVATIONS |
| | | | | 6 | 7:03 | P | NO SIGNIFICANT CLINICAL OBSERVATIONS |
| | | | | 12 | 10:31 | P | NO SIGNIFICANT CLINICAL OBSERVATIONS |
| | | | | 13 | 9:50 | P | NO SIGNIFICANT CLINICAL OBSERVATIONS |
| | | | | 19 | 9:49 | P | NO SIGNIFICANT CLINICAL OBSERVATIONS |
| | | | | 20 | 14:17 | P | NO SIGNIFICANT CLINICAL OBSERVATIONS |
| | | | | 26 | 13:20 | P | NO SIGNIFICANT CLINICAL OBSERVATIONS |
| | | | | 27 | 10:11 | P | NO SIGNIFICANT CLINICAL OBSERVATIONS |
| | | | | 33 | 11:53 | P | NO SIGNIFICANT CLINICAL OBSERVATIONS |

GRADE CODE: 1 - SLIGHT 2 - MODERATE 3 - SEVERE P - PRESENT

STUDY DAYS: 5 THROUGH 84

| ANIMAL | SEX | GROUP | CATEGORY | STUDY DAY | TIME | GRADE | OBSERVATIONS |
|---|---|---|---|---|---|---|---|
| 10440 | M | 50 MG/KG/DAY | NORMAL | 34 | 10:12 | P | NO SIGNIFICANT CLINICAL OBSERVATIONS |
| | | | | 40 | 9:30 | P | NO SIGNIFICANT CLINICAL OBSERVATIONS |
| | | | | 41 | 9:57 | P | NO SIGNIFICANT CLINICAL OBSERVATIONS |
| | | | | 47 | 13:29 | P | NO SIGNIFICANT CLINICAL OBSERVATIONS |
| | | | | 48 | 12:59 | P | NO SIGNIFICANT CLINICAL OBSERVATIONS |
| | | | | 55 | 14:28 | P | NO SIGNIFICANT CLINICAL OBSERVATIONS |
| | | | | 61 | 7:54 | P | NO SIGNIFICANT CLINICAL OBSERVATIONS |
| | | | | 62 | 13:04 | P | NO SIGNIFICANT CLINICAL OBSERVATIONS |
| | | | | 68 | 8:52 | P | NO SIGNIFICANT CLINICAL OBSERVATIONS |
| | | | | 69 | 8:36 | P | NO SIGNIFICANT CLINICAL OBSERVATIONS |
| | | | | 75 | 9:13 | P | NO SIGNIFICANT CLINICAL OBSERVATIONS |
| | | | | 76 | 9:46 | P | NO SIGNIFICANT CLINICAL OBSERVATIONS |
| | | | | 82 | 12:12 | P | NO SIGNIFICANT CLINICAL OBSERVATIONS |
| | | | | 83 | 9:51 | P | NO SIGNIFICANT CLINICAL OBSERVATIONS |
| 10440 | M | 50 MG/KG/DAY | EYES/EARS/NOSE | 54 | 15:13 | P | DRIED RED MATERIAL AROUND NOSE |
| 10448 | M | 50 MG/KG/DAY | NORMAL | 5 | 7:51 | P | NO SIGNIFICANT CLINICAL OBSERVATIONS |
| | | | | 12 | 10:32 | P | NO SIGNIFICANT CLINICAL OBSERVATIONS |
| | | | | 13 | 9:51 | P | NO SIGNIFICANT CLINICAL OBSERVATIONS |
| | | | | 19 | 9:49 | P | NO SIGNIFICANT CLINICAL OBSERVATIONS |
| | | | | 20 | 14:17 | P | NO SIGNIFICANT CLINICAL OBSERVATIONS |
| | | | | 26 | 13:20 | P | NO SIGNIFICANT CLINICAL OBSERVATIONS |
| | | | | 27 | 10:11 | P | NO SIGNIFICANT CLINICAL OBSERVATIONS |
| | | | | 33 | 11:53 | P | NO SIGNIFICANT CLINICAL OBSERVATIONS |
| | | | | 34 | 10:13 | P | NO SIGNIFICANT CLINICAL OBSERVATIONS |
| | | | | 40 | 9:30 | P | NO SIGNIFICANT CLINICAL OBSERVATIONS |
| | | | | 41 | 9:57 | P | NO SIGNIFICANT CLINICAL OBSERVATIONS |
| | | | | 47 | 13:30 | P | NO SIGNIFICANT CLINICAL OBSERVATIONS |
| | | | | 48 | 13:00 | P | NO SIGNIFICANT CLINICAL OBSERVATIONS |
| | | | | 54 | 15:13 | P | NO SIGNIFICANT CLINICAL OBSERVATIONS |

GRADE CODE: 1 - SLIGHT 2 - MODERATE 3 - SEVERE P - PRESENT

STUDY DAYS: 5 THROUGH 84

| ANIMAL | SEX | GROUP | CATEGORY | STUDY DAY | TIME | GRADE | OBSERVATIONS |
|---|---|---|---|---|---|---|---|
| 10448 | M | 50 MG/KG/DAY | NORMAL | 55 | 14:28 | P | NO SIGNIFICANT CLINICAL OBSERVATIONS |
| | | | | 61 | 7:54 | P | NO SIGNIFICANT CLINICAL OBSERVATIONS |
| | | | | 62 | 13:04 | P | NO SIGNIFICANT CLINICAL OBSERVATIONS |
| | | | | 69 | 8:36 | P | NO SIGNIFICANT CLINICAL OBSERVATIONS |
| 10448 | M | 50 MG/KG/DAY | EYES/EARS/NOSE | 6 | 7:03 | P | DRIED RED MATERIAL AROUND NOSE |
| | | | | 68 | 8:52 | P | DRIED RED MATERIAL AROUND NOSE |
| 10450 | M | 50 MG/KG/DAY | NORMAL | 5 | 7:51 | P | NO SIGNIFICANT CLINICAL OBSERVATIONS |
| | | | | 6 | 7:03 | P | NO SIGNIFICANT CLINICAL OBSERVATIONS |
| | | | | 12 | 10:32 | P | NO SIGNIFICANT CLINICAL OBSERVATIONS |
| | | | | 13 | 9:51 | P | NO SIGNIFICANT CLINICAL OBSERVATIONS |
| | | | | 19 | 9:50 | P | NO SIGNIFICANT CLINICAL OBSERVATIONS |
| | | | | 20 | 14:17 | P | NO SIGNIFICANT CLINICAL OBSERVATIONS |
| | | | | 26 | 13:20 | P | NO SIGNIFICANT CLINICAL OBSERVATIONS |
| | | | | 27 | 10:12 | P | NO SIGNIFICANT CLINICAL OBSERVATIONS |
| | | | | 33 | 11:54 | P | NO SIGNIFICANT CLINICAL OBSERVATIONS |
| | | | | 34 | 10:13 | P | NO SIGNIFICANT CLINICAL OBSERVATIONS |
| | | | | 40 | 9:30 | P | NO SIGNIFICANT CLINICAL OBSERVATIONS |
| | | | | 41 | 9:58 | P | NO SIGNIFICANT CLINICAL OBSERVATIONS |
| | | | | 47 | 13:30 | P | NO SIGNIFICANT CLINICAL OBSERVATIONS |
| | | | | 48 | 13:00 | P | NO SIGNIFICANT CLINICAL OBSERVATIONS |
| | | | | 54 | 15:13 | P | NO SIGNIFICANT CLINICAL OBSERVATIONS |
| | | | | 55 | 14:28 | P | NO SIGNIFICANT CLINICAL OBSERVATIONS |
| | | | | 61 | 7:54 | P | NO SIGNIFICANT CLINICAL OBSERVATIONS |
| | | | | 62 | 13:05 | P | NO SIGNIFICANT CLINICAL OBSERVATIONS |
| | | | | 68 | 8:52 | P | NO SIGNIFICANT CLINICAL OBSERVATIONS |
| | | | | 69 | 8:36 | P | NO SIGNIFICANT CLINICAL OBSERVATIONS |
| | | | | 75 | 9:13 | P | NO SIGNIFICANT CLINICAL OBSERVATIONS |
| | | | | 76 | 9:47 | P | NO SIGNIFICANT CLINICAL OBSERVATIONS |
| | | | | 82 | 12:13 | P | NO SIGNIFICANT CLINICAL OBSERVATIONS |

GRADE CODE: 1 - SLIGHT 2 - MODERATE 3 - SEVERE P - PRESENT

STUDY DAYS: 5 THROUGH 84

| ANIMAL | SEX | GROUP | CATEGORY | STUDY DAY | TIME | GRADE | OBSERVATIONS |
|---|---|---|---|---|---|---|---|
| 10450 | M | 50 MG/KG/DAY | NORMAL | 83 | 9:51 | P | NO SIGNIFICANT CLINICAL OBSERVATIONS |
| | | | | 84 | 10:13 | P | NO SIGNIFICANT CLINICAL OBSERVATIONS |
| 10451 | M | 50 MG/KG/DAY | NORMAL | 5 | 7:51 | P | NO SIGNIFICANT CLINICAL OBSERVATIONS |
| | | | | 6 | 7:03 | P | NO SIGNIFICANT CLINICAL OBSERVATIONS |
| | | | | 13 | 9:51 | P | NO SIGNIFICANT CLINICAL OBSERVATIONS |
| | | | | 19 | 9:50 | P | NO SIGNIFICANT CLINICAL OBSERVATIONS |
| | | | | 20 | 14:18 | P | NO SIGNIFICANT CLINICAL OBSERVATIONS |
| | | | | 27 | 10:12 | P | NO SIGNIFICANT CLINICAL OBSERVATIONS |
| | | | | 34 | 10:13 | P | NO SIGNIFICANT CLINICAL OBSERVATIONS |
| | | | | 41 | 9:58 | P | NO SIGNIFICANT CLINICAL OBSERVATIONS |
| | | | | 48 | 13:00 | P | NO SIGNIFICANT CLINICAL OBSERVATIONS |
| 10451 | M | 50 MG/KG/DAY | CARDIO-PULMONARY | 26 | 13:20 | P | RESPIRATION RATE INCREASED |
| | | | | 47 | 13:30 | P | EXTREMITIES PALE |
| 10451 | M | 50 MG/KG/DAY | EYES/EARS/NOSE | 12 | 10:32 | P | DRIED RED MATERIAL AROUND NOSE |
| | | | | 33 | 11:54 | P | DRIED RED MATERIAL AROUND NOSE |
| | | | | 40 | 9:30 | P | DRIED RED MATERIAL AROUND NOSE |
| 10451 | M | 50 MG/KG/DAY | BODY/INTEG III | 47 | 13:30 | P | DRIED YELLOW MATERIAL UROGENITAL AREA |
| 10452 | M | 50 MG/KG/DAY | NORMAL | 12 | 10:32 | P | NO SIGNIFICANT CLINICAL OBSERVATIONS |
| | | | | 13 | 9:51 | P | NO SIGNIFICANT CLINICAL OBSERVATIONS |
| | | | | 19 | 9:50 | P | NO SIGNIFICANT CLINICAL OBSERVATIONS |
| | | | | 20 | 14:18 | P | NO SIGNIFICANT CLINICAL OBSERVATIONS |
| | | | | 26 | 13:21 | P | NO SIGNIFICANT CLINICAL OBSERVATIONS |
| | | | | 27 | 10:12 | P | NO SIGNIFICANT CLINICAL OBSERVATIONS |
| | | | | 33 | 11:54 | P | NO SIGNIFICANT CLINICAL OBSERVATIONS |
| | | | | 34 | 10:14 | P | NO SIGNIFICANT CLINICAL OBSERVATIONS |
| 10452 | M | 50 MG/KG/DAY | BODY/INTEGUMENT | 47 | 13:31 | P | DERMAL ATONIA |
| | | | | 48 | 13:00 | P | THIN |
| 10452 | M | 50 MG/KG/DAY | CARDIO-PULMONARY | 47 | 13:31 | P | EXTREMITIES PALE |
| | | | | 47 | 13:31 | P | BODY PALE |

GRADE CODE: 1 - SLIGHT 2 - MODERATE 3 - SEVERE P - PRESENT

STUDY DAYS: 5 THROUGH 84

| ANIMAL | SEX | GROUP | CATEGORY | STUDY DAY | TIME | GRADE | OBSERVATIONS |
|---|---|---|---|---|---|---|---|
| 10452 | M | 50 MG/KG/DAY | CARDIO-PULMONARY | 48 | 13:00 | P | EXTREMITIES PALE |
| 10452 | M | 50 MG/KG/DAY | EYES/EARS/NOSE | 5 | 7:51 | P | DRIED RED MATERIAL AROUND NOSE |
| | | | | 6 | 7:03 | P | DRIED RED MATERIAL AROUND NOSE |
| | | | | 40 | 9:31 | P | DRIED RED MATERIAL AROUND NOSE |
| | | | | 41 | 9:59 | P | DRIED RED MATERIAL AROUND NOSE |
| 10452 | M | 50 MG/KG/DAY | EXCRETA | 47 | 13:30 | P | DEFECATION DECREASED |
| 10452 | M | 50 MG/KG/DAY | SPECIAL II | 47 | 13:31 | P | PROLAPSED PENIS |
| 10472 | M | 50 MG/KG/DAY | NORMAL | 6 | 7:03 | P | NO SIGNIFICANT CLINICAL OBSERVATIONS |
| | | | | 13 | 9:51 | P | NO SIGNIFICANT CLINICAL OBSERVATIONS |
| | | | | 19 | 9:50 | P | NO SIGNIFICANT CLINICAL OBSERVATIONS |
| | | | | 20 | 14:18 | P | NO SIGNIFICANT CLINICAL OBSERVATIONS |
| | | | | 26 | 13:21 | P | NO SIGNIFICANT CLINICAL OBSERVATIONS |
| | | | | 27 | 10:12 | P | NO SIGNIFICANT CLINICAL OBSERVATIONS |
| | | | | 33 | 11:54 | P | NO SIGNIFICANT CLINICAL OBSERVATIONS |
| | | | | 34 | 10:14 | P | NO SIGNIFICANT CLINICAL OBSERVATIONS |
| | | | | 40 | 9:31 | P | NO SIGNIFICANT CLINICAL OBSERVATIONS |
| | | | | 41 | 9:59 | P | NO SIGNIFICANT CLINICAL OBSERVATIONS |
| | | | | 47 | 13:31 | P | NO SIGNIFICANT CLINICAL OBSERVATIONS |
| | | | | 48 | 13:01 | P | NO SIGNIFICANT CLINICAL OBSERVATIONS |
| | | | | 54 | 15:14 | P | NO SIGNIFICANT CLINICAL OBSERVATIONS |
| | | | | 55 | 14:29 | P | NO SIGNIFICANT CLINICAL OBSERVATIONS |
| | | | | 61 | 7:54 | P | NO SIGNIFICANT CLINICAL OBSERVATIONS |
| | | | | 62 | 13:05 | P | NO SIGNIFICANT CLINICAL OBSERVATIONS |
| | | | | 68 | 8:52 | P | NO SIGNIFICANT CLINICAL OBSERVATIONS |
| | | | | 75 | 9:13 | P | NO SIGNIFICANT CLINICAL OBSERVATIONS |
| | | | | 76 | 9:47 | P | NO SIGNIFICANT CLINICAL OBSERVATIONS |
| | | | | 82 | 12:13 | P | NO SIGNIFICANT CLINICAL OBSERVATIONS |
| | | | | 83 | 9:51 | P | NO SIGNIFICANT CLINICAL OBSERVATIONS |
| | | | | 84 | 10:14 | P | NO SIGNIFICANT CLINICAL OBSERVATIONS |

GRADE CODE: 1 - SLIGHT 2 - MODERATE 3 - SEVERE P - PRESENT

STUDY DAYS: 5 THROUGH 84

| ANIMAL | SEX | GROUP | CATEGORY | STUDY DAY | TIME | GRADE | OBSERVATIONS |
|---|---|---|---|---|---|---|---|
| 10472 | M | 50 MG/KG/DAY | EYES/EARS/NOSE | 5 | 7:51 | P | DRIED RED MATERIAL AROUND NOSE |
| | | | | 12 | 10:32 | P | DRIED RED MATERIAL AROUND NOSE |
| | | | | 69 | 8:36 | P | DRIED RED MATERIAL AROUND NOSE |
| 10486 | F | UNTREATED | NORMAL | 5 | 7:30 | P | NO SIGNIFICANT CLINICAL OBSERVATIONS |
| | | | | 6 | 6:51 | P | NO SIGNIFICANT CLINICAL OBSERVATIONS |
| | | | | 12 | 10:17 | P | NO SIGNIFICANT CLINICAL OBSERVATIONS |
| | | | | 13 | 9:38 | P | NO SIGNIFICANT CLINICAL OBSERVATIONS |
| | | | | 19 | 9:36 | P | NO SIGNIFICANT CLINICAL OBSERVATIONS |
| | | | | 20 | 13:46 | P | NO SIGNIFICANT CLINICAL OBSERVATIONS |
| | | | | 26 | 13:08 | P | NO SIGNIFICANT CLINICAL OBSERVATIONS |
| | | | | 27 | 9:56 | P | NO SIGNIFICANT CLINICAL OBSERVATIONS |
| | | | | 33 | 11:44 | P | NO SIGNIFICANT CLINICAL OBSERVATIONS |
| | | | | 34 | 9:42 | P | NO SIGNIFICANT CLINICAL OBSERVATIONS |
| | | | | 40 | 9:17 | P | NO SIGNIFICANT CLINICAL OBSERVATIONS |
| | | | | 41 | 9:34 | P | NO SIGNIFICANT CLINICAL OBSERVATIONS |
| | | | | 47 | 13:18 | P | NO SIGNIFICANT CLINICAL OBSERVATIONS |
| | | | | 48 | 12:42 | P | NO SIGNIFICANT CLINICAL OBSERVATIONS |
| | | | | 54 | 15:02 | P | NO SIGNIFICANT CLINICAL OBSERVATIONS |
| | | | | 55 | 14:04 | P | NO SIGNIFICANT CLINICAL OBSERVATIONS |
| | | | | 61 | 7:36 | P | NO SIGNIFICANT CLINICAL OBSERVATIONS |
| | | | | 62 | 12:40 | P | NO SIGNIFICANT CLINICAL OBSERVATIONS |
| | | | | 68 | 8:43 | P | NO SIGNIFICANT CLINICAL OBSERVATIONS |
| | | | | 69 | 8:26 | P | NO SIGNIFICANT CLINICAL OBSERVATIONS |
| | | | | 75 | 9:03 | P | NO SIGNIFICANT CLINICAL OBSERVATIONS |
| | | | | 76 | 9:18 | P | NO SIGNIFICANT CLINICAL OBSERVATIONS |
| | | | | 82 | 11:56 | P | NO SIGNIFICANT CLINICAL OBSERVATIONS |
| | | | | 83 | 9:24 | P | NO SIGNIFICANT CLINICAL OBSERVATIONS |
| 10491 | F | UNTREATED | NORMAL | 5 | 7:30 | P | NO SIGNIFICANT CLINICAL OBSERVATIONS |
| | | | | 6 | 6:51 | P | NO SIGNIFICANT CLINICAL OBSERVATIONS |

GRADE CODE: 1 - SLIGHT 2 - MODERATE 3 - SEVERE P - PRESENT

STUDY DAYS: 5 THROUGH 84

| ANIMAL | SEX | GROUP | CATEGORY | STUDY DAY | TIME | GRADE | OBSERVATIONS |
|---|---|---|---|---|---|---|---|
| 10491 | F | UNTREATED | NORMAL | 13 | 9:38 | P | NO SIGNIFICANT CLINICAL OBSERVATIONS |
| | | | | 19 | 9:37 | P | NO SIGNIFICANT CLINICAL OBSERVATIONS |
| | | | | 20 | 13:47 | P | NO SIGNIFICANT CLINICAL OBSERVATIONS |
| | | | | 26 | 13:08 | P | NO SIGNIFICANT CLINICAL OBSERVATIONS |
| | | | | 27 | 9:56 | P | NO SIGNIFICANT CLINICAL OBSERVATIONS |
| | | | | 33 | 11:44 | P | NO SIGNIFICANT CLINICAL OBSERVATIONS |
| | | | | 34 | 9:42 | P | NO SIGNIFICANT CLINICAL OBSERVATIONS |
| | | | | 40 | 9:17 | P | NO SIGNIFICANT CLINICAL OBSERVATIONS |
| | | | | 41 | 9:35 | P | NO SIGNIFICANT CLINICAL OBSERVATIONS |
| | | | | 47 | 13:18 | P | NO SIGNIFICANT CLINICAL OBSERVATIONS |
| | | | | 48 | 12:42 | P | NO SIGNIFICANT CLINICAL OBSERVATIONS |
| | | | | 54 | 15:02 | P | NO SIGNIFICANT CLINICAL OBSERVATIONS |
| | | | | 55 | 14:05 | P | NO SIGNIFICANT CLINICAL OBSERVATIONS |
| | | | | 61 | 7:36 | P | NO SIGNIFICANT CLINICAL OBSERVATIONS |
| | | | | 62 | 12:40 | P | NO SIGNIFICANT CLINICAL OBSERVATIONS |
| | | | | 68 | 8:43 | P | NO SIGNIFICANT CLINICAL OBSERVATIONS |
| | | | | 69 | 8:26 | P | NO SIGNIFICANT CLINICAL OBSERVATIONS |
| | | | | 75 | 9:03 | P | NO SIGNIFICANT CLINICAL OBSERVATIONS |
| | | | | 76 | 9:18 | P | NO SIGNIFICANT CLINICAL OBSERVATIONS |
| | | | | 82 | 11:56 | P | NO SIGNIFICANT CLINICAL OBSERVATIONS |
| | | | | 83 | 9:24 | P | NO SIGNIFICANT CLINICAL OBSERVATIONS |
| 10491 | F | UNTREATED | EYES/EARS/NOSE | 12 | 10:17 | P | DRIED RED MATERIAL AROUND NOSE |
| 10494 | F | UNTREATED | NORMAL | 5 | 7:30 | P | NO SIGNIFICANT CLINICAL OBSERVATIONS |
| | | | | 6 | 6:51 | P | NO SIGNIFICANT CLINICAL OBSERVATIONS |
| | | | | 12 | 10:17 | P | NO SIGNIFICANT CLINICAL OBSERVATIONS |
| | | | | 13 | 9:38 | P | NO SIGNIFICANT CLINICAL OBSERVATIONS |
| | | | | 19 | 9:37 | P | NO SIGNIFICANT CLINICAL OBSERVATIONS |
| | | | | 20 | 13:47 | P | NO SIGNIFICANT CLINICAL OBSERVATIONS |
| | | | | 26 | 13:08 | P | NO SIGNIFICANT CLINICAL OBSERVATIONS |

GRADE CODE: 1 - SLIGHT 2 - MODERATE 3 - SEVERE P - PRESENT

STUDY DAYS: 5 THROUGH 84

| ANIMAL | SEX | GROUP | CATEGORY | STUDY DAY | TIME | GRADE | OBSERVATIONS |
|---|---|---|---|---|---|---|---|
| 10494 | F | UNTREATED | NORMAL | 27 | 9:56 | P | NO SIGNIFICANT CLINICAL OBSERVATIONS |
| | | | | 33 | 11:44 | P | NO SIGNIFICANT CLINICAL OBSERVATIONS |
| | | | | 34 | 9:43 | P | NO SIGNIFICANT CLINICAL OBSERVATIONS |
| | | | | 40 | 9:18 | P | NO SIGNIFICANT CLINICAL OBSERVATIONS |
| | | | | 41 | 9:35 | P | NO SIGNIFICANT CLINICAL OBSERVATIONS |
| | | | | 47 | 13:19 | P | NO SIGNIFICANT CLINICAL OBSERVATIONS |
| | | | | 48 | 12:42 | P | NO SIGNIFICANT CLINICAL OBSERVATIONS |
| | | | | 54 | 15:02 | P | NO SIGNIFICANT CLINICAL OBSERVATIONS |
| | | | | 55 | 14:05 | P | NO SIGNIFICANT CLINICAL OBSERVATIONS |
| | | | | 61 | 7:36 | P | NO SIGNIFICANT CLINICAL OBSERVATIONS |
| | | | | 62 | 12:40 | P | NO SIGNIFICANT CLINICAL OBSERVATIONS |
| | | | | 75 | 9:03 | P | NO SIGNIFICANT CLINICAL OBSERVATIONS |
| | | | | 76 | 9:18 | P | NO SIGNIFICANT CLINICAL OBSERVATIONS |
| | | | | 82 | 11:56 | P | NO SIGNIFICANT CLINICAL OBSERVATIONS |
| | | | | 83 | 9:25 | P | NO SIGNIFICANT CLINICAL OBSERVATIONS |
| 10494 | F | UNTREATED | EYES/EARS/NOSE | 68 | 8:44 | P | DRIED RED MATERIAL AROUND NOSE |
| | | | | 69 | 8:26 | P | DRIED RED MATERIAL AROUND NOSE |
| 10495 | F | UNTREATED | NORMAL | 5 | 7:31 | P | NO SIGNIFICANT CLINICAL OBSERVATIONS |
| | | | | 6 | 6:51 | P | NO SIGNIFICANT CLINICAL OBSERVATIONS |
| | | | | 13 | 9:38 | P | NO SIGNIFICANT CLINICAL OBSERVATIONS |
| | | | | 19 | 9:37 | P | NO SIGNIFICANT CLINICAL OBSERVATIONS |
| | | | | 20 | 13:48 | P | NO SIGNIFICANT CLINICAL OBSERVATIONS |
| | | | | 26 | 13:09 | P | NO SIGNIFICANT CLINICAL OBSERVATIONS |
| | | | | 27 | 9:56 | P | NO SIGNIFICANT CLINICAL OBSERVATIONS |
| | | | | 33 | 11:44 | P | NO SIGNIFICANT CLINICAL OBSERVATIONS |
| | | | | 34 | 9:43 | P | NO SIGNIFICANT CLINICAL OBSERVATIONS |
| | | | | 40 | 9:18 | P | NO SIGNIFICANT CLINICAL OBSERVATIONS |
| | | | | 41 | 9:35 | P | NO SIGNIFICANT CLINICAL OBSERVATIONS |
| | | | | 47 | 13:19 | P | NO SIGNIFICANT CLINICAL OBSERVATIONS |

GRADE CODE: 1 - SLIGHT 2 - MODERATE 3 - SEVERE P - PRESENT

STUDY DAYS: 5 THROUGH 84

| ANIMAL | SEX | GROUP | CATEGORY | STUDY DAY | TIME | GRADE | OBSERVATIONS |
|---|---|---|---|---|---|---|---|
| 10495 | F | UNTREATED | NORMAL | 48 | 12:42 | P | NO SIGNIFICANT CLINICAL OBSERVATIONS |
| | | | | 54 | 15:03 | P | NO SIGNIFICANT CLINICAL OBSERVATIONS |
| | | | | 55 | 14:05 | P | NO SIGNIFICANT CLINICAL OBSERVATIONS |
| | | | | 61 | 7:36 | P | NO SIGNIFICANT CLINICAL OBSERVATIONS |
| | | | | 62 | 12:40 | P | NO SIGNIFICANT CLINICAL OBSERVATIONS |
| | | | | 68 | 8:44 | P | NO SIGNIFICANT CLINICAL OBSERVATIONS |
| | | | | 69 | 8:26 | P | NO SIGNIFICANT CLINICAL OBSERVATIONS |
| | | | | 75 | 9:03 | P | NO SIGNIFICANT CLINICAL OBSERVATIONS |
| | | | | 76 | 9:18 | P | NO SIGNIFICANT CLINICAL OBSERVATIONS |
| | | | | 82 | 11:56 | P | NO SIGNIFICANT CLINICAL OBSERVATIONS |
| | | | | 83 | 9:25 | P | NO SIGNIFICANT CLINICAL OBSERVATIONS |
| 10495 | F | UNTREATED | EYES/EARS/NOSE | 12 | 10:17 | P | DRIED RED MATERIAL AROUND RIGHT EYE |
| 10496 | F | UNTREATED | NORMAL | 5 | 7:31 | P | NO SIGNIFICANT CLINICAL OBSERVATIONS |
| | | | | 6 | 6:51 | P | NO SIGNIFICANT CLINICAL OBSERVATIONS |
| | | | | 12 | 10:17 | P | NO SIGNIFICANT CLINICAL OBSERVATIONS |
| | | | | 13 | 9:38 | P | NO SIGNIFICANT CLINICAL OBSERVATIONS |
| | | | | 19 | 9:37 | P | NO SIGNIFICANT CLINICAL OBSERVATIONS |
| | | | | 20 | 13:48 | P | NO SIGNIFICANT CLINICAL OBSERVATIONS |
| | | | | 26 | 13:09 | P | NO SIGNIFICANT CLINICAL OBSERVATIONS |
| | | | | 27 | 9:56 | P | NO SIGNIFICANT CLINICAL OBSERVATIONS |
| | | | | 33 | 11:44 | P | NO SIGNIFICANT CLINICAL OBSERVATIONS |
| | | | | 34 | 9:43 | P | NO SIGNIFICANT CLINICAL OBSERVATIONS |
| | | | | 40 | 9:18 | P | NO SIGNIFICANT CLINICAL OBSERVATIONS |
| | | | | 41 | 9:35 | P | NO SIGNIFICANT CLINICAL OBSERVATIONS |
| | | | | 47 | 13:19 | P | NO SIGNIFICANT CLINICAL OBSERVATIONS |
| | | | | 48 | 12:42 | P | NO SIGNIFICANT CLINICAL OBSERVATIONS |
| | | | | 54 | 15:03 | P | NO SIGNIFICANT CLINICAL OBSERVATIONS |
| | | | | 55 | 14:05 | P | NO SIGNIFICANT CLINICAL OBSERVATIONS |
| | | | | 61 | 7:37 | P | NO SIGNIFICANT CLINICAL OBSERVATIONS |

GRADE CODE: 1 - SLIGHT 2 - MODERATE 3 - SEVERE P - PRESENT

STUDY DAYS: 5 THROUGH 84

| ANIMAL | SEX | GROUP | CATEGORY | STUDY DAY | TIME | GRADE | OBSERVATIONS |
|---|---|---|---|---|---|---|---|
| 10496 | F | UNTREATED | NORMAL | 62 | 12:41 | P | NO SIGNIFICANT CLINICAL OBSERVATIONS |
| | | | | 68 | 8:44 | P | NO SIGNIFICANT CLINICAL OBSERVATIONS |
| | | | | 69 | 8:26 | P | NO SIGNIFICANT CLINICAL OBSERVATIONS |
| | | | | 75 | 9:04 | P | NO SIGNIFICANT CLINICAL OBSERVATIONS |
| | | | | 76 | 9:18 | P | NO SIGNIFICANT CLINICAL OBSERVATIONS |
| | | | | 82 | 11:56 | P | NO SIGNIFICANT CLINICAL OBSERVATIONS |
| | | | | 83 | 9:25 | P | NO SIGNIFICANT CLINICAL OBSERVATIONS |
| 10499 | F | UNTREATED | NORMAL | 5 | 7:31 | P | NO SIGNIFICANT CLINICAL OBSERVATIONS |
| | | | | 6 | 6:51 | P | NO SIGNIFICANT CLINICAL OBSERVATIONS |
| | | | | 12 | 10:17 | P | NO SIGNIFICANT CLINICAL OBSERVATIONS |
| | | | | 13 | 9:38 | P | NO SIGNIFICANT CLINICAL OBSERVATIONS |
| | | | | 19 | 9:37 | P | NO SIGNIFICANT CLINICAL OBSERVATIONS |
| | | | | 20 | 13:49 | P | NO SIGNIFICANT CLINICAL OBSERVATIONS |
| | | | | 26 | 13:09 | P | NO SIGNIFICANT CLINICAL OBSERVATIONS |
| | | | | 27 | 9:57 | P | NO SIGNIFICANT CLINICAL OBSERVATIONS |
| | | | | 33 | 11:44 | P | NO SIGNIFICANT CLINICAL OBSERVATIONS |
| | | | | 34 | 9:44 | P | NO SIGNIFICANT CLINICAL OBSERVATIONS |
| | | | | 40 | 9:18 | P | NO SIGNIFICANT CLINICAL OBSERVATIONS |
| | | | | 41 | 9:35 | P | NO SIGNIFICANT CLINICAL OBSERVATIONS |
| | | | | 47 | 13:19 | P | NO SIGNIFICANT CLINICAL OBSERVATIONS |
| | | | | 48 | 12:43 | P | NO SIGNIFICANT CLINICAL OBSERVATIONS |
| | | | | 54 | 15:03 | P | NO SIGNIFICANT CLINICAL OBSERVATIONS |
| | | | | 55 | 14:06 | P | NO SIGNIFICANT CLINICAL OBSERVATIONS |
| | | | | 61 | 7:37 | P | NO SIGNIFICANT CLINICAL OBSERVATIONS |
| | | | | 62 | 12:41 | P | NO SIGNIFICANT CLINICAL OBSERVATIONS |
| | | | | 68 | 8:44 | P | NO SIGNIFICANT CLINICAL OBSERVATIONS |
| | | | | 69 | 8:27 | P | NO SIGNIFICANT CLINICAL OBSERVATIONS |
| | | | | 75 | 9:04 | P | NO SIGNIFICANT CLINICAL OBSERVATIONS |
| | | | | 76 | 9:18 | P | NO SIGNIFICANT CLINICAL OBSERVATIONS |

GRADE CODE: 1 - SLIGHT 2 - MODERATE 3 - SEVERE P - PRESENT

STUDY DAYS: 5 THROUGH 84

| ANIMAL | SEX | GROUP | CATEGORY | STUDY DAY | TIME | GRADE | OBSERVATIONS |
|---|---|---|---|---|---|---|---|
| 10499 | F | UNTREATED | NORMAL | 82 | 11:57 | P | NO SIGNIFICANT CLINICAL OBSERVATIONS |
| | | | | 83 | 9:26 | P | NO SIGNIFICANT CLINICAL OBSERVATIONS |
| | | | | 84 | 10:07 | P | NO SIGNIFICANT CLINICAL OBSERVATIONS |
| 10511 | F | UNTREATED | NORMAL | 5 | 7:31 | P | NO SIGNIFICANT CLINICAL OBSERVATIONS |
| | | | | 6 | 6:52 | P | NO SIGNIFICANT CLINICAL OBSERVATIONS |
| | | | | 12 | 10:18 | P | NO SIGNIFICANT CLINICAL OBSERVATIONS |
| | | | | 13 | 9:38 | P | NO SIGNIFICANT CLINICAL OBSERVATIONS |
| | | | | 19 | 9:37 | P | NO SIGNIFICANT CLINICAL OBSERVATIONS |
| | | | | 20 | 13:49 | P | NO SIGNIFICANT CLINICAL OBSERVATIONS |
| | | | | 26 | 13:09 | P | NO SIGNIFICANT CLINICAL OBSERVATIONS |
| | | | | 27 | 9:57 | P | NO SIGNIFICANT CLINICAL OBSERVATIONS |
| | | | | 33 | 11:44 | P | NO SIGNIFICANT CLINICAL OBSERVATIONS |
| | | | | 34 | 9:44 | P | NO SIGNIFICANT CLINICAL OBSERVATIONS |
| | | | | 40 | 9:18 | P | NO SIGNIFICANT CLINICAL OBSERVATIONS |
| | | | | 41 | 9:35 | P | NO SIGNIFICANT CLINICAL OBSERVATIONS |
| | | | | 47 | 13:19 | P | NO SIGNIFICANT CLINICAL OBSERVATIONS |
| | | | | 48 | 12:43 | P | NO SIGNIFICANT CLINICAL OBSERVATIONS |
| | | | | 54 | 15:03 | P | NO SIGNIFICANT CLINICAL OBSERVATIONS |
| | | | | 55 | 14:06 | P | NO SIGNIFICANT CLINICAL OBSERVATIONS |
| | | | | 61 | 7:37 | P | NO SIGNIFICANT CLINICAL OBSERVATIONS |
| | | | | 62 | 12:41 | P | NO SIGNIFICANT CLINICAL OBSERVATIONS |
| | | | | 68 | 8:44 | P | NO SIGNIFICANT CLINICAL OBSERVATIONS |
| | | | | 69 | 8:27 | P | NO SIGNIFICANT CLINICAL OBSERVATIONS |
| | | | | 75 | 9:04 | P | NO SIGNIFICANT CLINICAL OBSERVATIONS |
| | | | | 76 | 9:18 | P | NO SIGNIFICANT CLINICAL OBSERVATIONS |
| | | | | 82 | 11:57 | P | NO SIGNIFICANT CLINICAL OBSERVATIONS |
| | | | | 83 | 9:26 | P | NO SIGNIFICANT CLINICAL OBSERVATIONS |
| | | | | 84 | 10:08 | P | NO SIGNIFICANT CLINICAL OBSERVATIONS |
| 10512 | F | UNTREATED | NORMAL | 5 | 7:32 | P | NO SIGNIFICANT CLINICAL OBSERVATIONS |

GRADE CODE: 1 - SLIGHT 2 - MODERATE 3 - SEVERE P - PRESENT

STUDY DAYS: 5 THROUGH 84

| ANIMAL | SEX | GROUP | CATEGORY | STUDY DAY | TIME | GRADE | OBSERVATIONS |
|---|---|---|---|---|---|---|---|
| 10512 | F | UNTREATED | NORMAL | 6 | 6:52 | P | NO SIGNIFICANT CLINICAL OBSERVATIONS |
| | | | | 12 | 10:18 | P | NO SIGNIFICANT CLINICAL OBSERVATIONS |
| | | | | 13 | 9:38 | P | NO SIGNIFICANT CLINICAL OBSERVATIONS |
| | | | | 19 | 9:37 | P | NO SIGNIFICANT CLINICAL OBSERVATIONS |
| | | | | 20 | 13:49 | P | NO SIGNIFICANT CLINICAL OBSERVATIONS |
| | | | | 26 | 13:09 | P | NO SIGNIFICANT CLINICAL OBSERVATIONS |
| | | | | 27 | 9:57 | P | NO SIGNIFICANT CLINICAL OBSERVATIONS |
| | | | | 33 | 11:44 | P | NO SIGNIFICANT CLINICAL OBSERVATIONS |
| | | | | 34 | 9:45 | P | NO SIGNIFICANT CLINICAL OBSERVATIONS |
| | | | | 40 | 9:18 | P | NO SIGNIFICANT CLINICAL OBSERVATIONS |
| | | | | 41 | 9:36 | P | NO SIGNIFICANT CLINICAL OBSERVATIONS |
| | | | | 47 | 13:19 | P | NO SIGNIFICANT CLINICAL OBSERVATIONS |
| | | | | 48 | 12:43 | P | NO SIGNIFICANT CLINICAL OBSERVATIONS |
| | | | | 54 | 15:03 | P | NO SIGNIFICANT CLINICAL OBSERVATIONS |
| | | | | 55 | 14:06 | P | NO SIGNIFICANT CLINICAL OBSERVATIONS |
| | | | | 61 | 7:37 | P | NO SIGNIFICANT CLINICAL OBSERVATIONS |
| | | | | 62 | 12:41 | P | NO SIGNIFICANT CLINICAL OBSERVATIONS |
| | | | | 68 | 8:44 | P | NO SIGNIFICANT CLINICAL OBSERVATIONS |
| | | | | 69 | 8:27 | P | NO SIGNIFICANT CLINICAL OBSERVATIONS |
| | | | | 75 | 9:04 | P | NO SIGNIFICANT CLINICAL OBSERVATIONS |
| | | | | 76 | 9:18 | P | NO SIGNIFICANT CLINICAL OBSERVATIONS |
| | | | | 82 | 11:57 | P | NO SIGNIFICANT CLINICAL OBSERVATIONS |
| | | | | 83 | 9:26 | P | NO SIGNIFICANT CLINICAL OBSERVATIONS |
| | | | | 84 | 10:08 | P | NO SIGNIFICANT CLINICAL OBSERVATIONS |
| 10514 | F | UNTREATED | NORMAL | 5 | 7:32 | P | NO SIGNIFICANT CLINICAL OBSERVATIONS |
| | | | | 6 | 6:52 | P | NO SIGNIFICANT CLINICAL OBSERVATIONS |
| | | | | 12 | 10:18 | P | NO SIGNIFICANT CLINICAL OBSERVATIONS |
| | | | | 13 | 9:39 | P | NO SIGNIFICANT CLINICAL OBSERVATIONS |
| | | | | 19 | 9:37 | P | NO SIGNIFICANT CLINICAL OBSERVATIONS |

GRADE CODE: 1 - SLIGHT 2 - MODERATE 3 - SEVERE P - PRESENT

STUDY DAYS: 5 THROUGH 84

| ANIMAL | SEX | GROUP | CATEGORY | STUDY DAY | TIME | GRADE | OBSERVATIONS |
|---|---|---|---|---|---|---|---|
| 10514 | F | UNTREATED | NORMAL | 20 | 13:50 | P | NO SIGNIFICANT CLINICAL OBSERVATIONS |
| | | | | 26 | 13:09 | P | NO SIGNIFICANT CLINICAL OBSERVATIONS |
| | | | | 27 | 9:57 | P | NO SIGNIFICANT CLINICAL OBSERVATIONS |
| | | | | 33 | 11:44 | P | NO SIGNIFICANT CLINICAL OBSERVATIONS |
| | | | | 34 | 9:45 | P | NO SIGNIFICANT CLINICAL OBSERVATIONS |
| | | | | 40 | 9:18 | P | NO SIGNIFICANT CLINICAL OBSERVATIONS |
| | | | | 41 | 9:36 | P | NO SIGNIFICANT CLINICAL OBSERVATIONS |
| | | | | 47 | 13:19 | P | NO SIGNIFICANT CLINICAL OBSERVATIONS |
| | | | | 48 | 12:43 | P | NO SIGNIFICANT CLINICAL OBSERVATIONS |
| | | | | 54 | 15:03 | P | NO SIGNIFICANT CLINICAL OBSERVATIONS |
| | | | | 55 | 14:07 | P | NO SIGNIFICANT CLINICAL OBSERVATIONS |
| | | | | 61 | 7:37 | P | NO SIGNIFICANT CLINICAL OBSERVATIONS |
| | | | | 62 | 12:42 | P | NO SIGNIFICANT CLINICAL OBSERVATIONS |
| | | | | 69 | 8:27 | P | NO SIGNIFICANT CLINICAL OBSERVATIONS |
| | | | | 75 | 9:04 | P | NO SIGNIFICANT CLINICAL OBSERVATIONS |
| | | | | 76 | 9:18 | P | NO SIGNIFICANT CLINICAL OBSERVATIONS |
| | | | | 82 | 11:57 | P | NO SIGNIFICANT CLINICAL OBSERVATIONS |
| | | | | 83 | 9:27 | P | NO SIGNIFICANT CLINICAL OBSERVATIONS |
| | | | | 84 | 10:08 | P | NO SIGNIFICANT CLINICAL OBSERVATIONS |
| 10514 | F | UNTREATED | EYES/EARS/NOSE | 68 | 8:44 | P | DRIED RED MATERIAL AROUND NOSE |
| 10536 | F | UNTREATED | NORMAL | 5 | 7:32 | P | NO SIGNIFICANT CLINICAL OBSERVATIONS |
| | | | | 6 | 6:52 | P | NO SIGNIFICANT CLINICAL OBSERVATIONS |
| | | | | 12 | 10:18 | P | NO SIGNIFICANT CLINICAL OBSERVATIONS |
| | | | | 13 | 9:39 | P | NO SIGNIFICANT CLINICAL OBSERVATIONS |
| | | | | 19 | 9:38 | P | NO SIGNIFICANT CLINICAL OBSERVATIONS |
| | | | | 20 | 13:50 | P | NO SIGNIFICANT CLINICAL OBSERVATIONS |
| | | | | 26 | 13:09 | P | NO SIGNIFICANT CLINICAL OBSERVATIONS |
| | | | | 27 | 9:57 | P | NO SIGNIFICANT CLINICAL OBSERVATIONS |
| | | | | 33 | 11:45 | P | NO SIGNIFICANT CLINICAL OBSERVATIONS |

GRADE CODE: 1 - SLIGHT 2 - MODERATE 3 - SEVERE P - PRESENT

STUDY DAYS: 5 THROUGH 84

| ANIMAL | SEX | GROUP | CATEGORY | STUDY DAY | TIME | GRADE | OBSERVATIONS |
|---|---|---|---|---|---|---|---|
| 10536 | F | UNTREATED | NORMAL | 34 | 9:45 | P | NO SIGNIFICANT CLINICAL OBSERVATIONS |
| | | | | 40 | 9:18 | P | NO SIGNIFICANT CLINICAL OBSERVATIONS |
| | | | | 41 | 9:36 | P | NO SIGNIFICANT CLINICAL OBSERVATIONS |
| | | | | 47 | 13:20 | P | NO SIGNIFICANT CLINICAL OBSERVATIONS |
| | | | | 48 | 12:43 | P | NO SIGNIFICANT CLINICAL OBSERVATIONS |
| | | | | 54 | 15:03 | P | NO SIGNIFICANT CLINICAL OBSERVATIONS |
| | | | | 55 | 14:07 | P | NO SIGNIFICANT CLINICAL OBSERVATIONS |
| | | | | 61 | 7:37 | P | NO SIGNIFICANT CLINICAL OBSERVATIONS |
| | | | | 62 | 12:42 | P | NO SIGNIFICANT CLINICAL OBSERVATIONS |
| | | | | 68 | 8:44 | P | NO SIGNIFICANT CLINICAL OBSERVATIONS |
| | | | | 69 | 8:27 | P | NO SIGNIFICANT CLINICAL OBSERVATIONS |
| | | | | 75 | 9:04 | P | NO SIGNIFICANT CLINICAL OBSERVATIONS |
| | | | | 76 | 9:18 | P | NO SIGNIFICANT CLINICAL OBSERVATIONS |
| | | | | 82 | 11:57 | P | NO SIGNIFICANT CLINICAL OBSERVATIONS |
| | | | | 83 | 9:27 | P | NO SIGNIFICANT CLINICAL OBSERVATIONS |
| | | | | 84 | 10:08 | P | NO SIGNIFICANT CLINICAL OBSERVATIONS |
| 10481 | F | 0 MG/KG/DAY | NORMAL | 5 | 7:37 | P | NO SIGNIFICANT CLINICAL OBSERVATIONS |
| | | | | 6 | 6:54 | P | NO SIGNIFICANT CLINICAL OBSERVATIONS |
| | | | | 13 | 9:41 | P | NO SIGNIFICANT CLINICAL OBSERVATIONS |
| | | | | 19 | 9:40 | P | NO SIGNIFICANT CLINICAL OBSERVATIONS |
| | | | | 20 | 13:55 | P | NO SIGNIFICANT CLINICAL OBSERVATIONS |
| | | | | 26 | 13:12 | P | NO SIGNIFICANT CLINICAL OBSERVATIONS |
| | | | | 27 | 10:00 | P | NO SIGNIFICANT CLINICAL OBSERVATIONS |
| | | | | 33 | 11:46 | P | NO SIGNIFICANT CLINICAL OBSERVATIONS |
| | | | | 34 | 9:51 | P | NO SIGNIFICANT CLINICAL OBSERVATIONS |
| | | | | 40 | 9:20 | P | NO SIGNIFICANT CLINICAL OBSERVATIONS |
| | | | | 41 | 9:40 | P | NO SIGNIFICANT CLINICAL OBSERVATIONS |
| | | | | 47 | 13:21 | P | NO SIGNIFICANT CLINICAL OBSERVATIONS |
| | | | | 48 | 12:46 | P | NO SIGNIFICANT CLINICAL OBSERVATIONS |

GRADE CODE: 1 - SLIGHT 2 - MODERATE 3 - SEVERE P - PRESENT

STUDY DAYS: 5 THROUGH 84

| ANIMAL | SEX | GROUP | CATEGORY | STUDY DAY | TIME | GRADE | OBSERVATIONS |
|---|---|---|---|---|---|---|---|
| 10481 | F | 0 MG/KG/DAY | NORMAL | 54 | 15:05 | P | NO SIGNIFICANT CLINICAL OBSERVATIONS |
| | | | | 55 | 14:10 | P | NO SIGNIFICANT CLINICAL OBSERVATIONS |
| | | | | 61 | 7:40 | P | NO SIGNIFICANT CLINICAL OBSERVATIONS |
| | | | | 62 | 12:46 | P | NO SIGNIFICANT CLINICAL OBSERVATIONS |
| | | | | 68 | 8:46 | P | NO SIGNIFICANT CLINICAL OBSERVATIONS |
| | | | | 69 | 8:29 | P | NO SIGNIFICANT CLINICAL OBSERVATIONS |
| | | | | 75 | 9:05 | P | NO SIGNIFICANT CLINICAL OBSERVATIONS |
| | | | | 76 | 9:25 | P | NO SIGNIFICANT CLINICAL OBSERVATIONS |
| | | | | 82 | 12:00 | P | NO SIGNIFICANT CLINICAL OBSERVATIONS |
| | | | | 83 | 9:31 | P | NO SIGNIFICANT CLINICAL OBSERVATIONS |
| 10481 | F | 0 MG/KG/DAY | EYES/EARS/NOSE | 12 | 10:20 | P | DRIED RED MATERIAL AROUND LEFT EYE |
| | | | | 12 | 10:20 | P | DRIED RED MATERIAL AROUND RIGHT EYE |
| 10505 | F | 0 MG/KG/DAY | NORMAL | 5 | 13:21 | P | NO SIGNIFICANT CLINICAL OBSERVATIONS |
| | | | | 6 | 6:54 | P | NO SIGNIFICANT CLINICAL OBSERVATIONS |
| | | | | 12 | 10:21 | P | NO SIGNIFICANT CLINICAL OBSERVATIONS |
| | | | | 13 | 9:41 | P | NO SIGNIFICANT CLINICAL OBSERVATIONS |
| | | | | 19 | 9:40 | P | NO SIGNIFICANT CLINICAL OBSERVATIONS |
| | | | | 20 | 13:55 | P | NO SIGNIFICANT CLINICAL OBSERVATIONS |
| | | | | 26 | 13:12 | P | NO SIGNIFICANT CLINICAL OBSERVATIONS |
| | | | | 27 | 10:00 | P | NO SIGNIFICANT CLINICAL OBSERVATIONS |
| | | | | 33 | 11:46 | P | NO SIGNIFICANT CLINICAL OBSERVATIONS |
| | | | | 34 | 9:51 | P | NO SIGNIFICANT CLINICAL OBSERVATIONS |
| | | | | 40 | 9:20 | P | NO SIGNIFICANT CLINICAL OBSERVATIONS |
| | | | | 41 | 9:41 | P | NO SIGNIFICANT CLINICAL OBSERVATIONS |
| | | | | 47 | 13:22 | P | NO SIGNIFICANT CLINICAL OBSERVATIONS |
| | | | | 48 | 12:47 | P | NO SIGNIFICANT CLINICAL OBSERVATIONS |
| | | | | 54 | 15:05 | P | NO SIGNIFICANT CLINICAL OBSERVATIONS |
| | | | | 55 | 14:11 | P | NO SIGNIFICANT CLINICAL OBSERVATIONS |
| | | | | 61 | 7:40 | P | NO SIGNIFICANT CLINICAL OBSERVATIONS |

GRADE CODE: 1 - SLIGHT 2 - MODERATE 3 - SEVERE P - PRESENT

STUDY DAYS: 5 THROUGH 84

| ANIMAL | SEX | GROUP | CATEGORY | STUDY DAY | TIME | GRADE | OBSERVATIONS |
|---|---|---|---|---|---|---|---|
| 10505 | F | 0 MG/KG/DAY | NORMAL | 62 | 12:46 | P | NO SIGNIFICANT CLINICAL OBSERVATIONS |
| | | | | 68 | 8:46 | P | NO SIGNIFICANT CLINICAL OBSERVATIONS |
| | | | | 69 | 8:29 | P | NO SIGNIFICANT CLINICAL OBSERVATIONS |
| | | | | 75 | 9:05 | P | NO SIGNIFICANT CLINICAL OBSERVATIONS |
| | | | | 76 | 9:25 | P | NO SIGNIFICANT CLINICAL OBSERVATIONS |
| | | | | 82 | 12:00 | P | NO SIGNIFICANT CLINICAL OBSERVATIONS |
| | | | | 83 | 9:32 | P | NO SIGNIFICANT CLINICAL OBSERVATIONS |
| 10489 | F | 0 MG/KG/DAY | NORMAL | 5 | 7:38 | P | NO SIGNIFICANT CLINICAL OBSERVATIONS |
| | | | | 6 | 6:54 | P | NO SIGNIFICANT CLINICAL OBSERVATIONS |
| | | | | 12 | 10:21 | P | NO SIGNIFICANT CLINICAL OBSERVATIONS |
| | | | | 13 | 9:41 | P | NO SIGNIFICANT CLINICAL OBSERVATIONS |
| | | | | 19 | 9:41 | P | NO SIGNIFICANT CLINICAL OBSERVATIONS |
| | | | | 20 | 13:55 | P | NO SIGNIFICANT CLINICAL OBSERVATIONS |
| | | | | 26 | 13:12 | P | NO SIGNIFICANT CLINICAL OBSERVATIONS |
| | | | | 27 | 10:01 | P | NO SIGNIFICANT CLINICAL OBSERVATIONS |
| | | | | 33 | 11:46 | P | NO SIGNIFICANT CLINICAL OBSERVATIONS |
| | | | | 34 | 9:52 | P | NO SIGNIFICANT CLINICAL OBSERVATIONS |
| | | | | 40 | 9:20 | P | NO SIGNIFICANT CLINICAL OBSERVATIONS |
| | | | | 41 | 9:41 | P | NO SIGNIFICANT CLINICAL OBSERVATIONS |
| | | | | 47 | 13:22 | P | NO SIGNIFICANT CLINICAL OBSERVATIONS |
| | | | | 48 | 12:47 | P | NO SIGNIFICANT CLINICAL OBSERVATIONS |
| | | | | 54 | 15:05 | P | NO SIGNIFICANT CLINICAL OBSERVATIONS |
| | | | | 55 | 14:11 | P | NO SIGNIFICANT CLINICAL OBSERVATIONS |
| | | | | 61 | 7:40 | P | NO SIGNIFICANT CLINICAL OBSERVATIONS |
| | | | | 62 | 12:46 | P | NO SIGNIFICANT CLINICAL OBSERVATIONS |
| | | | | 68 | 8:46 | P | NO SIGNIFICANT CLINICAL OBSERVATIONS |
| | | | | 69 | 8:29 | P | NO SIGNIFICANT CLINICAL OBSERVATIONS |
| | | | | 75 | 9:06 | P | NO SIGNIFICANT CLINICAL OBSERVATIONS |
| | | | | 76 | 9:25 | P | NO SIGNIFICANT CLINICAL OBSERVATIONS |

GRADE CODE: 1 - SLIGHT 2 - MODERATE 3 - SEVERE P - PRESENT

STUDY DAYS: 5 THROUGH 84

| ANIMAL | SEX | GROUP | CATEGORY | STUDY DAY | TIME | GRADE | OBSERVATIONS |
|---|---|---|---|---|---|---|---|
| 10489 | F | 0 MG/KG/DAY | NORMAL | 82 | 12:00 | P | NO SIGNIFICANT CLINICAL OBSERVATIONS |
| | | | | 83 | 9:32 | P | NO SIGNIFICANT CLINICAL OBSERVATIONS |
| 10502 | F | 0 MG/KG/DAY | NORMAL | 5 | 7:39 | P | NO SIGNIFICANT CLINICAL OBSERVATIONS |
| | | | | 6 | 6:54 | P | NO SIGNIFICANT CLINICAL OBSERVATIONS |
| | | | | 12 | 10:21 | P | NO SIGNIFICANT CLINICAL OBSERVATIONS |
| | | | | 13 | 9:41 | P | NO SIGNIFICANT CLINICAL OBSERVATIONS |
| | | | | 19 | 9:41 | P | NO SIGNIFICANT CLINICAL OBSERVATIONS |
| | | | | 20 | 13:56 | P | NO SIGNIFICANT CLINICAL OBSERVATIONS |
| | | | | 26 | 13:12 | P | NO SIGNIFICANT CLINICAL OBSERVATIONS |
| | | | | 27 | 10:01 | P | NO SIGNIFICANT CLINICAL OBSERVATIONS |
| | | | | 33 | 11:46 | P | NO SIGNIFICANT CLINICAL OBSERVATIONS |
| | | | | 34 | 9:52 | P | NO SIGNIFICANT CLINICAL OBSERVATIONS |
| | | | | 40 | 9:20 | P | NO SIGNIFICANT CLINICAL OBSERVATIONS |
| | | | | 41 | 9:41 | P | NO SIGNIFICANT CLINICAL OBSERVATIONS |
| | | | | 47 | 13:22 | P | NO SIGNIFICANT CLINICAL OBSERVATIONS |
| | | | | 48 | 12:47 | P | NO SIGNIFICANT CLINICAL OBSERVATIONS |
| | | | | 54 | 15:06 | P | NO SIGNIFICANT CLINICAL OBSERVATIONS |
| | | | | 55 | 14:11 | P | NO SIGNIFICANT CLINICAL OBSERVATIONS |
| | | | | 61 | 7:41 | P | NO SIGNIFICANT CLINICAL OBSERVATIONS |
| | | | | 62 | 12:47 | P | NO SIGNIFICANT CLINICAL OBSERVATIONS |
| | | | | 68 | 8:46 | P | NO SIGNIFICANT CLINICAL OBSERVATIONS |
| | | | | 69 | 8:29 | P | NO SIGNIFICANT CLINICAL OBSERVATIONS |
| | | | | 75 | 9:06 | P | NO SIGNIFICANT CLINICAL OBSERVATIONS |
| | | | | 76 | 9:25 | P | NO SIGNIFICANT CLINICAL OBSERVATIONS |
| | | | | 82 | 12:00 | P | NO SIGNIFICANT CLINICAL OBSERVATIONS |
| | | | | 83 | 9:32 | P | NO SIGNIFICANT CLINICAL OBSERVATIONS |
| 10519 | F | 0 MG/KG/DAY | NORMAL | 5 | 7:39 | P | NO SIGNIFICANT CLINICAL OBSERVATIONS |
| | | | | 6 | 6:54 | P | NO SIGNIFICANT CLINICAL OBSERVATIONS |
| | | | | 12 | 10:21 | P | NO SIGNIFICANT CLINICAL OBSERVATIONS |

GRADE CODE: 1 - SLIGHT 2 - MODERATE 3 - SEVERE P - PRESENT

STUDY DAYS: 5 THROUGH 84

| ANIMAL | SEX | GROUP | CATEGORY | STUDY DAY | TIME | GRADE | OBSERVATIONS |
|---|---|---|---|---|---|---|---|
| 10519 | F | 0 MG/KG/DAY | NORMAL | 13 | 9:41 | P | NO SIGNIFICANT CLINICAL OBSERVATIONS |
| | | | | 19 | 9:41 | P | NO SIGNIFICANT CLINICAL OBSERVATIONS |
| | | | | 20 | 13:56 | P | NO SIGNIFICANT CLINICAL OBSERVATIONS |
| | | | | 26 | 13:12 | P | NO SIGNIFICANT CLINICAL OBSERVATIONS |
| | | | | 27 | 10:01 | P | NO SIGNIFICANT CLINICAL OBSERVATIONS |
| | | | | 33 | 11:46 | P | NO SIGNIFICANT CLINICAL OBSERVATIONS |
| | | | | 34 | 9:53 | P | NO SIGNIFICANT CLINICAL OBSERVATIONS |
| | | | | 40 | 9:20 | P | NO SIGNIFICANT CLINICAL OBSERVATIONS |
| | | | | 41 | 9:41 | P | NO SIGNIFICANT CLINICAL OBSERVATIONS |
| | | | | 47 | 13:22 | P | NO SIGNIFICANT CLINICAL OBSERVATIONS |
| | | | | 48 | 12:47 | P | NO SIGNIFICANT CLINICAL OBSERVATIONS |
| | | | | 54 | 15:06 | P | NO SIGNIFICANT CLINICAL OBSERVATIONS |
| | | | | 55 | 14:11 | P | NO SIGNIFICANT CLINICAL OBSERVATIONS |
| | | | | 61 | 7:41 | P | NO SIGNIFICANT CLINICAL OBSERVATIONS |
| | | | | 62 | 12:47 | P | NO SIGNIFICANT CLINICAL OBSERVATIONS |
| | | | | 68 | 8:46 | P | NO SIGNIFICANT CLINICAL OBSERVATIONS |
| | | | | 69 | 8:29 | P | NO SIGNIFICANT CLINICAL OBSERVATIONS |
| | | | | 75 | 9:06 | P | NO SIGNIFICANT CLINICAL OBSERVATIONS |
| | | | | 76 | 9:25 | P | NO SIGNIFICANT CLINICAL OBSERVATIONS |
| | | | | 82 | 12:00 | P | NO SIGNIFICANT CLINICAL OBSERVATIONS |
| | | | | 83 | 9:33 | P | NO SIGNIFICANT CLINICAL OBSERVATIONS |
| 10478 | F | 0 MG/KG/DAY | NORMAL | 12 | 10:21 | P | NO SIGNIFICANT CLINICAL OBSERVATIONS |
| | | | | 13 | 9:42 | P | NO SIGNIFICANT CLINICAL OBSERVATIONS |
| | | | | 19 | 9:41 | P | NO SIGNIFICANT CLINICAL OBSERVATIONS |
| | | | | 20 | 13:56 | P | NO SIGNIFICANT CLINICAL OBSERVATIONS |
| | | | | 26 | 13:13 | P | NO SIGNIFICANT CLINICAL OBSERVATIONS |
| | | | | 27 | 10:01 | P | NO SIGNIFICANT CLINICAL OBSERVATIONS |
| | | | | 33 | 11:47 | P | NO SIGNIFICANT CLINICAL OBSERVATIONS |
| | | | | 34 | 9:53 | P | NO SIGNIFICANT CLINICAL OBSERVATIONS |

GRADE CODE: 1 - SLIGHT 2 - MODERATE 3 - SEVERE P - PRESENT

STUDY DAYS: 5 THROUGH 84

| ANIMAL | SEX | GROUP | CATEGORY | STUDY DAY | TIME | GRADE | OBSERVATIONS |
|---|---|---|---|---|---|---|---|
| 10478 | F | 0 MG/KG/DAY | NORMAL | 40 | 9:20 | P | NO SIGNIFICANT CLINICAL OBSERVATIONS |
| | | | | 41 | 9:41 | P | NO SIGNIFICANT CLINICAL OBSERVATIONS |
| | | | | 47 | 13:22 | P | NO SIGNIFICANT CLINICAL OBSERVATIONS |
| | | | | 48 | 12:47 | P | NO SIGNIFICANT CLINICAL OBSERVATIONS |
| | | | | 54 | 15:06 | P | NO SIGNIFICANT CLINICAL OBSERVATIONS |
| | | | | 55 | 14:12 | P | NO SIGNIFICANT CLINICAL OBSERVATIONS |
| | | | | 61 | 7:41 | P | NO SIGNIFICANT CLINICAL OBSERVATIONS |
| | | | | 62 | 12:47 | P | NO SIGNIFICANT CLINICAL OBSERVATIONS |
| | | | | 68 | 8:46 | P | NO SIGNIFICANT CLINICAL OBSERVATIONS |
| | | | | 69 | 8:29 | P | NO SIGNIFICANT CLINICAL OBSERVATIONS |
| | | | | 75 | 9:06 | P | NO SIGNIFICANT CLINICAL OBSERVATIONS |
| | | | | 76 | 9:25 | P | NO SIGNIFICANT CLINICAL OBSERVATIONS |
| | | | | 82 | 12:00 | P | NO SIGNIFICANT CLINICAL OBSERVATIONS |
| | | | | 83 | 9:33 | P | NO SIGNIFICANT CLINICAL OBSERVATIONS |
| | | | | 84 | 10:09 | P | NO SIGNIFICANT CLINICAL OBSERVATIONS |
| 10478 | F | 0 MG/KG/DAY | EYES/EARS/NOSE | 5 | 13:21 | P | DRIED RED MATERIAL AROUND LEFT EYE |
| | | | | 6 | 6:55 | P | DRIED RED MATERIAL AROUND LEFT EYE |
| 10530 | F | 0 MG/KG/DAY | NORMAL | 13 | 9:42 | P | NO SIGNIFICANT CLINICAL OBSERVATIONS |
| | | | | 19 | 9:41 | P | NO SIGNIFICANT CLINICAL OBSERVATIONS |
| | | | | 20 | 13:57 | P | NO SIGNIFICANT CLINICAL OBSERVATIONS |
| | | | | 26 | 13:13 | P | NO SIGNIFICANT CLINICAL OBSERVATIONS |
| | | | | 27 | 10:02 | P | NO SIGNIFICANT CLINICAL OBSERVATIONS |
| | | | | 33 | 11:47 | P | NO SIGNIFICANT CLINICAL OBSERVATIONS |
| | | | | 34 | 9:53 | P | NO SIGNIFICANT CLINICAL OBSERVATIONS |
| | | | | 40 | 9:21 | P | NO SIGNIFICANT CLINICAL OBSERVATIONS |
| | | | | 41 | 9:42 | P | NO SIGNIFICANT CLINICAL OBSERVATIONS |
| | | | | 47 | 13:22 | P | NO SIGNIFICANT CLINICAL OBSERVATIONS |
| | | | | 48 | 12:48 | P | NO SIGNIFICANT CLINICAL OBSERVATIONS |
| | | | | 54 | 15:06 | P | NO SIGNIFICANT CLINICAL OBSERVATIONS |

GRADE CODE: 1 - SLIGHT 2 - MODERATE 3 - SEVERE P - PRESENT

STUDY DAYS: 5 THROUGH 84

| ANIMAL | SEX | GROUP | CATEGORY | STUDY DAY | TIME | GRADE | OBSERVATIONS |
|---|---|---|---|---|---|---|---|
| 10530 | F | 0 MG/KG/DAY | NORMAL | 55 | 14:12 | P | NO SIGNIFICANT CLINICAL OBSERVATIONS |
| | | | | 61 | 7:41 | P | NO SIGNIFICANT CLINICAL OBSERVATIONS |
| | | | | 62 | 12:47 | P | NO SIGNIFICANT CLINICAL OBSERVATIONS |
| | | | | 68 | 8:46 | P | NO SIGNIFICANT CLINICAL OBSERVATIONS |
| | | | | 69 | 8:29 | P | NO SIGNIFICANT CLINICAL OBSERVATIONS |
| | | | | 75 | 9:06 | P | NO SIGNIFICANT CLINICAL OBSERVATIONS |
| | | | | 76 | 9:25 | P | NO SIGNIFICANT CLINICAL OBSERVATIONS |
| | | | | 82 | 12:01 | P | NO SIGNIFICANT CLINICAL OBSERVATIONS |
| | | | | 83 | 9:33 | P | NO SIGNIFICANT CLINICAL OBSERVATIONS |
| | | | | 84 | 10:09 | P | NO SIGNIFICANT CLINICAL OBSERVATIONS |
| 10530 | F | 0 MG/KG/DAY | EYES/EARS/NOSE | 5 | 7:39 | P | DRIED RED MATERIAL AROUND LEFT EYE |
| | | | | 5 | 7:39 | P | DRIED RED MATERIAL AROUND RIGHT EYE |
| | | | | 6 | 6:55 | P | DRIED RED MATERIAL AROUND RIGHT EYE |
| | | | | 12 | 10:21 | P | DRIED RED MATERIAL AROUND LEFT EYE |
| | | | | 12 | 10:21 | P | DRIED RED MATERIAL AROUND RIGHT EYE |
| 10534 | F | 0 MG/KG/DAY | NORMAL | 6 | 6:55 | P | NO SIGNIFICANT CLINICAL OBSERVATIONS |
| | | | | 12 | 10:22 | P | NO SIGNIFICANT CLINICAL OBSERVATIONS |
| | | | | 13 | 9:42 | P | NO SIGNIFICANT CLINICAL OBSERVATIONS |
| | | | | 19 | 9:41 | P | NO SIGNIFICANT CLINICAL OBSERVATIONS |
| | | | | 20 | 13:57 | P | NO SIGNIFICANT CLINICAL OBSERVATIONS |
| | | | | 26 | 13:13 | P | NO SIGNIFICANT CLINICAL OBSERVATIONS |
| | | | | 27 | 10:02 | P | NO SIGNIFICANT CLINICAL OBSERVATIONS |
| | | | | 33 | 11:47 | P | NO SIGNIFICANT CLINICAL OBSERVATIONS |
| | | | | 34 | 9:54 | P | NO SIGNIFICANT CLINICAL OBSERVATIONS |
| | | | | 40 | 9:21 | P | NO SIGNIFICANT CLINICAL OBSERVATIONS |
| | | | | 41 | 9:42 | P | NO SIGNIFICANT CLINICAL OBSERVATIONS |
| | | | | 47 | 13:22 | P | NO SIGNIFICANT CLINICAL OBSERVATIONS |
| | | | | 48 | 12:48 | P | NO SIGNIFICANT CLINICAL OBSERVATIONS |
| | | | | 54 | 15:06 | P | NO SIGNIFICANT CLINICAL OBSERVATIONS |

GRADE CODE: 1 - SLIGHT 2 - MODERATE 3 - SEVERE P - PRESENT

STUDY DAYS: 5 THROUGH 84

| ANIMAL | SEX | GROUP | CATEGORY | STUDY DAY | TIME | GRADE | OBSERVATIONS |
|---|---|---|---|---|---|---|---|
| 10534 | F | 0 MG/KG/DAY | NORMAL | 55 | 14:12 | P | NO SIGNIFICANT CLINICAL OBSERVATIONS |
| | | | | 61 | 7:41 | P | NO SIGNIFICANT CLINICAL OBSERVATIONS |
| | | | | 62 | 12:48 | P | NO SIGNIFICANT CLINICAL OBSERVATIONS |
| | | | | 68 | 8:46 | P | NO SIGNIFICANT CLINICAL OBSERVATIONS |
| | | | | 69 | 8:29 | P | NO SIGNIFICANT CLINICAL OBSERVATIONS |
| | | | | 75 | 9:06 | P | NO SIGNIFICANT CLINICAL OBSERVATIONS |
| | | | | 76 | 9:25 | P | NO SIGNIFICANT CLINICAL OBSERVATIONS |
| | | | | 82 | 12:01 | P | NO SIGNIFICANT CLINICAL OBSERVATIONS |
| | | | | 83 | 9:33 | P | NO SIGNIFICANT CLINICAL OBSERVATIONS |
| | | | | 84 | 10:09 | P | NO SIGNIFICANT CLINICAL OBSERVATIONS |
| 10534 | F | 0 MG/KG/DAY | EYES/EARS/NOSE | 5 | 7:40 | P | DRIED RED MATERIAL AROUND NOSE |
| 10535 | F | 0 MG/KG/DAY | NORMAL | 5 | 7:40 | P | NO SIGNIFICANT CLINICAL OBSERVATIONS |
| | | | | 6 | 6:55 | P | NO SIGNIFICANT CLINICAL OBSERVATIONS |
| | | | | 12 | 10:22 | P | NO SIGNIFICANT CLINICAL OBSERVATIONS |
| | | | | 13 | 9:42 | P | NO SIGNIFICANT CLINICAL OBSERVATIONS |
| | | | | 19 | 9:41 | P | NO SIGNIFICANT CLINICAL OBSERVATIONS |
| | | | | 20 | 13:57 | P | NO SIGNIFICANT CLINICAL OBSERVATIONS |
| | | | | 26 | 13:13 | P | NO SIGNIFICANT CLINICAL OBSERVATIONS |
| | | | | 27 | 10:02 | P | NO SIGNIFICANT CLINICAL OBSERVATIONS |
| | | | | 33 | 11:47 | P | NO SIGNIFICANT CLINICAL OBSERVATIONS |
| | | | | 34 | 9:54 | P | NO SIGNIFICANT CLINICAL OBSERVATIONS |
| | | | | 40 | 9:21 | P | NO SIGNIFICANT CLINICAL OBSERVATIONS |
| | | | | 41 | 9:42 | P | NO SIGNIFICANT CLINICAL OBSERVATIONS |
| | | | | 47 | 13:23 | P | NO SIGNIFICANT CLINICAL OBSERVATIONS |
| | | | | 48 | 12:48 | P | NO SIGNIFICANT CLINICAL OBSERVATIONS |
| | | | | 54 | 15:06 | P | NO SIGNIFICANT CLINICAL OBSERVATIONS |
| | | | | 55 | 14:13 | P | NO SIGNIFICANT CLINICAL OBSERVATIONS |
| | | | | 61 | 7:41 | P | NO SIGNIFICANT CLINICAL OBSERVATIONS |
| | | | | 62 | 12:48 | P | NO SIGNIFICANT CLINICAL OBSERVATIONS |

GRADE CODE: 1 - SLIGHT 2 - MODERATE 3 - SEVERE P - PRESENT

STUDY DAYS: 5 THROUGH 84

| ANIMAL | SEX | GROUP | CATEGORY | STUDY DAY | TIME | GRADE | OBSERVATIONS |
|---|---|---|---|---|---|---|---|
| 10535 | F | 0 MG/KG/DAY | NORMAL | 68 | 8:46 | P | NO SIGNIFICANT CLINICAL OBSERVATIONS |
| | | | | 69 | 8:29 | P | NO SIGNIFICANT CLINICAL OBSERVATIONS |
| | | | | 75 | 9:06 | P | NO SIGNIFICANT CLINICAL OBSERVATIONS |
| | | | | 76 | 9:25 | P | NO SIGNIFICANT CLINICAL OBSERVATIONS |
| | | | | 82 | 12:01 | P | NO SIGNIFICANT CLINICAL OBSERVATIONS |
| | | | | 83 | 9:34 | P | NO SIGNIFICANT CLINICAL OBSERVATIONS |
| | | | | 84 | 10:09 | P | NO SIGNIFICANT CLINICAL OBSERVATIONS |
| 10537 | F | 0 MG/KG/DAY | NORMAL | 5 | 7:40 | P | NO SIGNIFICANT CLINICAL OBSERVATIONS |
| | | | | 6 | 6:55 | P | NO SIGNIFICANT CLINICAL OBSERVATIONS |
| | | | | 12 | 10:22 | P | NO SIGNIFICANT CLINICAL OBSERVATIONS |
| | | | | 13 | 9:42 | P | NO SIGNIFICANT CLINICAL OBSERVATIONS |
| | | | | 19 | 9:42 | P | NO SIGNIFICANT CLINICAL OBSERVATIONS |
| | | | | 20 | 13:57 | P | NO SIGNIFICANT CLINICAL OBSERVATIONS |
| | | | | 26 | 13:13 | P | NO SIGNIFICANT CLINICAL OBSERVATIONS |
| | | | | 27 | 10:02 | P | NO SIGNIFICANT CLINICAL OBSERVATIONS |
| | | | | 33 | 11:47 | P | NO SIGNIFICANT CLINICAL OBSERVATIONS |
| | | | | 34 | 9:54 | P | NO SIGNIFICANT CLINICAL OBSERVATIONS |
| | | | | 40 | 9:21 | P | NO SIGNIFICANT CLINICAL OBSERVATIONS |
| | | | | 41 | 9:42 | P | NO SIGNIFICANT CLINICAL OBSERVATIONS |
| | | | | 47 | 13:23 | P | NO SIGNIFICANT CLINICAL OBSERVATIONS |
| | | | | 48 | 12:48 | P | NO SIGNIFICANT CLINICAL OBSERVATIONS |
| | | | | 54 | 15:06 | P | NO SIGNIFICANT CLINICAL OBSERVATIONS |
| | | | | 55 | 14:13 | P | NO SIGNIFICANT CLINICAL OBSERVATIONS |
| | | | | 61 | 7:42 | P | NO SIGNIFICANT CLINICAL OBSERVATIONS |
| | | | | 62 | 12:48 | P | NO SIGNIFICANT CLINICAL OBSERVATIONS |
| | | | | 68 | 8:46 | P | NO SIGNIFICANT CLINICAL OBSERVATIONS |
| | | | | 69 | 8:29 | P | NO SIGNIFICANT CLINICAL OBSERVATIONS |
| | | | | 75 | 9:06 | P | NO SIGNIFICANT CLINICAL OBSERVATIONS |
| | | | | 76 | 9:25 | P | NO SIGNIFICANT CLINICAL OBSERVATIONS |

GRADE CODE: 1 - SLIGHT 2 - MODERATE 3 - SEVERE P - PRESENT

STUDY DAYS: 5 THROUGH 84

| ANIMAL | SEX | GROUP | CATEGORY | STUDY DAY | TIME | GRADE | OBSERVATIONS |
|---|---|---|---|---|---|---|---|
| 10537 | F | 0 MG/KG/DAY | NORMAL | 82 | 12:01 | P | NO SIGNIFICANT CLINICAL OBSERVATIONS |
| | | | | 84 | 10:10 | P | NO SIGNIFICANT CLINICAL OBSERVATIONS |
| 10537 | F | 0 MG/KG/DAY | EYES/EARS/NOSE | 83 | 9:34 | P | WET RED MATERIAL AROUND NOSE |
| 10479 | F | 5 MG/KG/DAY | NORMAL | 5 | 7:44 | P | NO SIGNIFICANT CLINICAL OBSERVATIONS |
| | | | | 6 | 6:58 | P | NO SIGNIFICANT CLINICAL OBSERVATIONS |
| | | | | 13 | 9:44 | P | NO SIGNIFICANT CLINICAL OBSERVATIONS |
| | | | | 19 | 9:44 | P | NO SIGNIFICANT CLINICAL OBSERVATIONS |
| | | | | 20 | 14:04 | P | NO SIGNIFICANT CLINICAL OBSERVATIONS |
| | | | | 26 | 13:15 | P | NO SIGNIFICANT CLINICAL OBSERVATIONS |
| | | | | 27 | 10:05 | P | NO SIGNIFICANT CLINICAL OBSERVATIONS |
| | | | | 33 | 11:49 | P | NO SIGNIFICANT CLINICAL OBSERVATIONS |
| | | | | 34 | 9:59 | P | NO SIGNIFICANT CLINICAL OBSERVATIONS |
| | | | | 40 | 9:24 | P | NO SIGNIFICANT CLINICAL OBSERVATIONS |
| | | | | 41 | 9:46 | P | NO SIGNIFICANT CLINICAL OBSERVATIONS |
| | | | | 47 | 13:24 | P | NO SIGNIFICANT CLINICAL OBSERVATIONS |
| | | | | 48 | 12:51 | P | NO SIGNIFICANT CLINICAL OBSERVATIONS |
| | | | | 54 | 15:08 | P | NO SIGNIFICANT CLINICAL OBSERVATIONS |
| | | | | 55 | 14:17 | P | NO SIGNIFICANT CLINICAL OBSERVATIONS |
| | | | | 61 | 7:44 | P | NO SIGNIFICANT CLINICAL OBSERVATIONS |
| | | | | 62 | 12:53 | P | NO SIGNIFICANT CLINICAL OBSERVATIONS |
| | | | | 68 | 8:48 | P | NO SIGNIFICANT CLINICAL OBSERVATIONS |
| | | | | 69 | 8:31 | P | NO SIGNIFICANT CLINICAL OBSERVATIONS |
| | | | | 75 | 9:07 | P | NO SIGNIFICANT CLINICAL OBSERVATIONS |
| | | | | 76 | 9:33 | P | NO SIGNIFICANT CLINICAL OBSERVATIONS |
| | | | | 82 | 12:04 | P | NO SIGNIFICANT CLINICAL OBSERVATIONS |
| | | | | 83 | 9:39 | P | NO SIGNIFICANT CLINICAL OBSERVATIONS |
| 10479 | F | 5 MG/KG/DAY | EYES/EARS/NOSE | 12 | 10:25 | P | DRIED RED MATERIAL AROUND LEFT EYE |
| 10482 | F | 5 MG/KG/DAY | NORMAL | 5 | 7:44 | P | NO SIGNIFICANT CLINICAL OBSERVATIONS |
| | | | | 6 | 6:58 | P | NO SIGNIFICANT CLINICAL OBSERVATIONS |

GRADE CODE: 1 - SLIGHT 2 - MODERATE 3 - SEVERE P - PRESENT

STUDY DAYS: 5 THROUGH 84

| ANIMAL | SEX | GROUP | CATEGORY | STUDY DAY | TIME | GRADE | OBSERVATIONS |
|---|---|---|---|---|---|---|---|
| 10482 | F | 5 MG/KG/DAY | NORMAL | 12 | 10:25 | P | NO SIGNIFICANT CLINICAL OBSERVATIONS |
| | | | | 13 | 9:44 | P | NO SIGNIFICANT CLINICAL OBSERVATIONS |
| | | | | 19 | 9:44 | P | NO SIGNIFICANT CLINICAL OBSERVATIONS |
| | | | | 20 | 14:04 | P | NO SIGNIFICANT CLINICAL OBSERVATIONS |
| | | | | 26 | 13:15 | P | NO SIGNIFICANT CLINICAL OBSERVATIONS |
| | | | | 27 | 10:05 | P | NO SIGNIFICANT CLINICAL OBSERVATIONS |
| | | | | 33 | 11:49 | P | NO SIGNIFICANT CLINICAL OBSERVATIONS |
| | | | | 34 | 10:00 | P | NO SIGNIFICANT CLINICAL OBSERVATIONS |
| | | | | 40 | 9:24 | P | NO SIGNIFICANT CLINICAL OBSERVATIONS |
| | | | | 41 | 9:47 | P | NO SIGNIFICANT CLINICAL OBSERVATIONS |
| | | | | 47 | 13:24 | P | NO SIGNIFICANT CLINICAL OBSERVATIONS |
| | | | | 48 | 12:51 | P | NO SIGNIFICANT CLINICAL OBSERVATIONS |
| | | | | 54 | 15:08 | P | NO SIGNIFICANT CLINICAL OBSERVATIONS |
| | | | | 55 | 14:18 | P | NO SIGNIFICANT CLINICAL OBSERVATIONS |
| | | | | 61 | 7:44 | P | NO SIGNIFICANT CLINICAL OBSERVATIONS |
| | | | | 62 | 12:53 | P | NO SIGNIFICANT CLINICAL OBSERVATIONS |
| | | | | 68 | 8:48 | P | NO SIGNIFICANT CLINICAL OBSERVATIONS |
| | | | | 69 | 8:31 | P | NO SIGNIFICANT CLINICAL OBSERVATIONS |
| | | | | 75 | 9:08 | P | NO SIGNIFICANT CLINICAL OBSERVATIONS |
| | | | | 76 | 9:33 | P | NO SIGNIFICANT CLINICAL OBSERVATIONS |
| | | | | 82 | 12:04 | P | NO SIGNIFICANT CLINICAL OBSERVATIONS |
| | | | | 83 | 9:39 | P | NO SIGNIFICANT CLINICAL OBSERVATIONS |
| 10490 | F | 5 MG/KG/DAY | NORMAL | 5 | 7:44 | P | NO SIGNIFICANT CLINICAL OBSERVATIONS |
| | | | | 6 | 6:58 | P | NO SIGNIFICANT CLINICAL OBSERVATIONS |
| | | | | 12 | 10:25 | P | NO SIGNIFICANT CLINICAL OBSERVATIONS |
| | | | | 13 | 9:45 | P | NO SIGNIFICANT CLINICAL OBSERVATIONS |
| | | | | 19 | 9:44 | P | NO SIGNIFICANT CLINICAL OBSERVATIONS |
| | | | | 20 | 14:04 | P | NO SIGNIFICANT CLINICAL OBSERVATIONS |
| | | | | 26 | 13:15 | P | NO SIGNIFICANT CLINICAL OBSERVATIONS |

GRADE CODE: 1 - SLIGHT 2 - MODERATE 3 - SEVERE P - PRESENT

STUDY DAYS: 5 THROUGH 84

| ANIMAL | SEX | GROUP | CATEGORY | STUDY DAY | TIME | GRADE | OBSERVATIONS |
|---|---|---|---|---|---|---|---|
| 10490 | F | 5 MG/KG/DAY | NORMAL | 27 | 10:05 | P | NO SIGNIFICANT CLINICAL OBSERVATIONS |
| | | | | 33 | 11:49 | P | NO SIGNIFICANT CLINICAL OBSERVATIONS |
| | | | | 34 | 10:00 | P | NO SIGNIFICANT CLINICAL OBSERVATIONS |
| | | | | 40 | 9:24 | P | NO SIGNIFICANT CLINICAL OBSERVATIONS |
| | | | | 41 | 9:47 | P | NO SIGNIFICANT CLINICAL OBSERVATIONS |
| | | | | 47 | 13:25 | P | NO SIGNIFICANT CLINICAL OBSERVATIONS |
| | | | | 48 | 12:52 | P | NO SIGNIFICANT CLINICAL OBSERVATIONS |
| | | | | 54 | 15:08 | P | NO SIGNIFICANT CLINICAL OBSERVATIONS |
| | | | | 55 | 14:18 | P | NO SIGNIFICANT CLINICAL OBSERVATIONS |
| | | | | 61 | 7:44 | P | NO SIGNIFICANT CLINICAL OBSERVATIONS |
| | | | | 62 | 12:53 | P | NO SIGNIFICANT CLINICAL OBSERVATIONS |
| | | | | 69 | 8:31 | P | NO SIGNIFICANT CLINICAL OBSERVATIONS |
| | | | | 75 | 9:08 | P | NO SIGNIFICANT CLINICAL OBSERVATIONS |
| | | | | 76 | 9:34 | P | NO SIGNIFICANT CLINICAL OBSERVATIONS |
| | | | | 82 | 12:04 | P | NO SIGNIFICANT CLINICAL OBSERVATIONS |
| | | | | 83 | 9:40 | P | NO SIGNIFICANT CLINICAL OBSERVATIONS |
| 10490 | F | 5 MG/KG/DAY | EYES/EARS/NOSE | 68 | 8:48 | P | DRIED RED MATERIAL AROUND NOSE |
| 10501 | F | 5 MG/KG/DAY | NORMAL | 5 | 7:45 | P | NO SIGNIFICANT CLINICAL OBSERVATIONS |
| | | | | 6 | 6:58 | P | NO SIGNIFICANT CLINICAL OBSERVATIONS |
| | | | | 12 | 10:25 | P | NO SIGNIFICANT CLINICAL OBSERVATIONS |
| | | | | 13 | 9:45 | P | NO SIGNIFICANT CLINICAL OBSERVATIONS |
| | | | | 19 | 9:44 | P | NO SIGNIFICANT CLINICAL OBSERVATIONS |
| | | | | 20 | 14:05 | P | NO SIGNIFICANT CLINICAL OBSERVATIONS |
| | | | | 26 | 13:15 | P | NO SIGNIFICANT CLINICAL OBSERVATIONS |
| | | | | 27 | 10:05 | P | NO SIGNIFICANT CLINICAL OBSERVATIONS |
| | | | | 33 | 11:49 | P | NO SIGNIFICANT CLINICAL OBSERVATIONS |
| | | | | 34 | 10:00 | P | NO SIGNIFICANT CLINICAL OBSERVATIONS |
| | | | | 40 | 9:24 | P | NO SIGNIFICANT CLINICAL OBSERVATIONS |
| | | | | 41 | 9:47 | P | NO SIGNIFICANT CLINICAL OBSERVATIONS |

GRADE CODE: 1 - SLIGHT 2 - MODERATE 3 - SEVERE P - PRESENT

STUDY DAYS: 5 THROUGH 84

| ANIMAL | SEX | GROUP | CATEGORY | STUDY DAY | TIME | GRADE | OBSERVATIONS |
|---|---|---|---|---|---|---|---|
| 10501 | F | 5 MG/KG/DAY | NORMAL | 47 | 13:25 | P | NO SIGNIFICANT CLINICAL OBSERVATIONS |
| | | | | 48 | 12:52 | P | NO SIGNIFICANT CLINICAL OBSERVATIONS |
| | | | | 54 | 15:08 | P | NO SIGNIFICANT CLINICAL OBSERVATIONS |
| | | | | 55 | 14:18 | P | NO SIGNIFICANT CLINICAL OBSERVATIONS |
| | | | | 61 | 7:45 | P | NO SIGNIFICANT CLINICAL OBSERVATIONS |
| | | | | 62 | 12:54 | P | NO SIGNIFICANT CLINICAL OBSERVATIONS |
| | | | | 68 | 8:48 | P | NO SIGNIFICANT CLINICAL OBSERVATIONS |
| | | | | 69 | 8:31 | P | NO SIGNIFICANT CLINICAL OBSERVATIONS |
| | | | | 75 | 9:08 | P | NO SIGNIFICANT CLINICAL OBSERVATIONS |
| | | | | 76 | 9:34 | P | NO SIGNIFICANT CLINICAL OBSERVATIONS |
| | | | | 82 | 12:04 | P | NO SIGNIFICANT CLINICAL OBSERVATIONS |
| | | | | 83 | 9:40 | P | NO SIGNIFICANT CLINICAL OBSERVATIONS |
| 10508 | F | 5 MG/KG/DAY | NORMAL | 6 | 6:59 | P | NO SIGNIFICANT CLINICAL OBSERVATIONS |
| | | | | 12 | 10:25 | P | NO SIGNIFICANT CLINICAL OBSERVATIONS |
| | | | | 13 | 9:45 | P | NO SIGNIFICANT CLINICAL OBSERVATIONS |
| | | | | 19 | 9:45 | P | NO SIGNIFICANT CLINICAL OBSERVATIONS |
| | | | | 20 | 14:05 | P | NO SIGNIFICANT CLINICAL OBSERVATIONS |
| | | | | 26 | 13:16 | P | NO SIGNIFICANT CLINICAL OBSERVATIONS |
| | | | | 27 | 10:05 | P | NO SIGNIFICANT CLINICAL OBSERVATIONS |
| | | | | 33 | 11:50 | P | NO SIGNIFICANT CLINICAL OBSERVATIONS |
| | | | | 34 | 10:01 | P | NO SIGNIFICANT CLINICAL OBSERVATIONS |
| | | | | 40 | 9:25 | P | NO SIGNIFICANT CLINICAL OBSERVATIONS |
| | | | | 41 | 9:47 | P | NO SIGNIFICANT CLINICAL OBSERVATIONS |
| | | | | 47 | 13:25 | P | NO SIGNIFICANT CLINICAL OBSERVATIONS |
| | | | | 48 | 12:52 | P | NO SIGNIFICANT CLINICAL OBSERVATIONS |
| | | | | 54 | 15:09 | P | NO SIGNIFICANT CLINICAL OBSERVATIONS |
| | | | | 55 | 14:18 | P | NO SIGNIFICANT CLINICAL OBSERVATIONS |
| | | | | 61 | 7:45 | P | NO SIGNIFICANT CLINICAL OBSERVATIONS |
| | | | | 62 | 12:54 | P | NO SIGNIFICANT CLINICAL OBSERVATIONS |

GRADE CODE: 1 - SLIGHT 2 - MODERATE 3 - SEVERE P - PRESENT

STUDY DAYS: 5 THROUGH 84

| ANIMAL | SEX | GROUP | CATEGORY | STUDY DAY | TIME | GRADE | OBSERVATIONS |
|---|---|---|---|---|---|---|---|
| 10508 | F | 5 MG/KG/DAY | NORMAL | 68 | 8:49 | P | NO SIGNIFICANT CLINICAL OBSERVATIONS |
| | | | | 69 | 8:31 | P | NO SIGNIFICANT CLINICAL OBSERVATIONS |
| | | | | 75 | 9:08 | P | NO SIGNIFICANT CLINICAL OBSERVATIONS |
| | | | | 76 | 9:34 | P | NO SIGNIFICANT CLINICAL OBSERVATIONS |
| | | | | 82 | 12:04 | P | NO SIGNIFICANT CLINICAL OBSERVATIONS |
| | | | | 83 | 9:40 | P | NO SIGNIFICANT CLINICAL OBSERVATIONS |
| 10508 | F | 5 MG/KG/DAY | EYES/EARS/NOSE | 5 | 7:45 | P | DRIED RED MATERIAL AROUND NOSE |
| 10513 | F | 5 MG/KG/DAY | NORMAL | 5 | 7:45 | P | NO SIGNIFICANT CLINICAL OBSERVATIONS |
| | | | | 6 | 6:59 | P | NO SIGNIFICANT CLINICAL OBSERVATIONS |
| | | | | 12 | 10:25 | P | NO SIGNIFICANT CLINICAL OBSERVATIONS |
| | | | | 13 | 9:45 | P | NO SIGNIFICANT CLINICAL OBSERVATIONS |
| | | | | 19 | 9:45 | P | NO SIGNIFICANT CLINICAL OBSERVATIONS |
| | | | | 20 | 14:06 | P | NO SIGNIFICANT CLINICAL OBSERVATIONS |
| | | | | 26 | 13:16 | P | NO SIGNIFICANT CLINICAL OBSERVATIONS |
| | | | | 27 | 10:06 | P | NO SIGNIFICANT CLINICAL OBSERVATIONS |
| | | | | 33 | 11:50 | P | NO SIGNIFICANT CLINICAL OBSERVATIONS |
| | | | | 34 | 10:01 | P | NO SIGNIFICANT CLINICAL OBSERVATIONS |
| | | | | 40 | 9:25 | P | NO SIGNIFICANT CLINICAL OBSERVATIONS |
| | | | | 41 | 9:48 | P | NO SIGNIFICANT CLINICAL OBSERVATIONS |
| | | | | 47 | 13:25 | P | NO SIGNIFICANT CLINICAL OBSERVATIONS |
| | | | | 48 | 12:52 | P | NO SIGNIFICANT CLINICAL OBSERVATIONS |
| | | | | 54 | 15:09 | P | NO SIGNIFICANT CLINICAL OBSERVATIONS |
| | | | | 55 | 14:19 | P | NO SIGNIFICANT CLINICAL OBSERVATIONS |
| | | | | 61 | 7:45 | P | NO SIGNIFICANT CLINICAL OBSERVATIONS |
| | | | | 62 | 12:54 | P | NO SIGNIFICANT CLINICAL OBSERVATIONS |
| | | | | 68 | 8:49 | P | NO SIGNIFICANT CLINICAL OBSERVATIONS |
| | | | | 69 | 8:31 | P | NO SIGNIFICANT CLINICAL OBSERVATIONS |
| | | | | 75 | 9:08 | P | NO SIGNIFICANT CLINICAL OBSERVATIONS |
| | | | | 76 | 9:34 | P | NO SIGNIFICANT CLINICAL OBSERVATIONS |

GRADE CODE: 1 - SLIGHT 2 - MODERATE 3 - SEVERE P - PRESENT

STUDY DAYS: 5 THROUGH 84

| ANIMAL | SEX | GROUP | CATEGORY | STUDY DAY | TIME | GRADE | OBSERVATIONS |
|---|---|---|---|---|---|---|---|
| 10513 | F | 5 MG/KG/DAY | NORMAL | 82 | 12:04 | P | NO SIGNIFICANT CLINICAL OBSERVATIONS |
| | | | | 83 | 9:41 | P | NO SIGNIFICANT CLINICAL OBSERVATIONS |
| | | | | 84 | 10:11 | P | NO SIGNIFICANT CLINICAL OBSERVATIONS |
| 10520 | F | 5 MG/KG/DAY | NORMAL | 5 | 7:45 | P | NO SIGNIFICANT CLINICAL OBSERVATIONS |
| | | | | 6 | 6:59 | P | NO SIGNIFICANT CLINICAL OBSERVATIONS |
| | | | | 12 | 10:26 | P | NO SIGNIFICANT CLINICAL OBSERVATIONS |
| | | | | 13 | 9:45 | P | NO SIGNIFICANT CLINICAL OBSERVATIONS |
| | | | | 19 | 9:45 | P | NO SIGNIFICANT CLINICAL OBSERVATIONS |
| | | | | 20 | 14:06 | P | NO SIGNIFICANT CLINICAL OBSERVATIONS |
| | | | | 26 | 13:16 | P | NO SIGNIFICANT CLINICAL OBSERVATIONS |
| | | | | 27 | 10:06 | P | NO SIGNIFICANT CLINICAL OBSERVATIONS |
| | | | | 33 | 11:50 | P | NO SIGNIFICANT CLINICAL OBSERVATIONS |
| | | | | 34 | 10:02 | P | NO SIGNIFICANT CLINICAL OBSERVATIONS |
| | | | | 40 | 9:25 | P | NO SIGNIFICANT CLINICAL OBSERVATIONS |
| | | | | 41 | 9:48 | P | NO SIGNIFICANT CLINICAL OBSERVATIONS |
| | | | | 47 | 13:25 | P | NO SIGNIFICANT CLINICAL OBSERVATIONS |
| | | | | 48 | 12:52 | P | NO SIGNIFICANT CLINICAL OBSERVATIONS |
| | | | | 54 | 15:09 | P | NO SIGNIFICANT CLINICAL OBSERVATIONS |
| | | | | 55 | 14:19 | P | NO SIGNIFICANT CLINICAL OBSERVATIONS |
| | | | | 61 | 7:45 | P | NO SIGNIFICANT CLINICAL OBSERVATIONS |
| | | | | 62 | 12:54 | P | NO SIGNIFICANT CLINICAL OBSERVATIONS |
| | | | | 68 | 8:49 | P | NO SIGNIFICANT CLINICAL OBSERVATIONS |
| | | | | 69 | 8:32 | P | NO SIGNIFICANT CLINICAL OBSERVATIONS |
| | | | | 75 | 9:08 | P | NO SIGNIFICANT CLINICAL OBSERVATIONS |
| | | | | 76 | 9:34 | P | NO SIGNIFICANT CLINICAL OBSERVATIONS |
| | | | | 82 | 12:05 | P | NO SIGNIFICANT CLINICAL OBSERVATIONS |
| | | | | 83 | 9:41 | P | NO SIGNIFICANT CLINICAL OBSERVATIONS |
| | | | | 84 | 10:11 | P | NO SIGNIFICANT CLINICAL OBSERVATIONS |
| 10521 | F | 5 MG/KG/DAY | NORMAL | 5 | 7:46 | P | NO SIGNIFICANT CLINICAL OBSERVATIONS |

GRADE CODE: 1 - SLIGHT 2 - MODERATE 3 - SEVERE P - PRESENT

STUDY DAYS: 5 THROUGH 84

| ANIMAL | SEX | GROUP | CATEGORY | STUDY DAY | TIME | GRADE | OBSERVATIONS |
|---|---|---|---|---|---|---|---|
| 10521 | F | 5 MG/KG/DAY | NORMAL | 6 | 6:59 | P | NO SIGNIFICANT CLINICAL OBSERVATIONS |
| | | | | 12 | 10:26 | P | NO SIGNIFICANT CLINICAL OBSERVATIONS |
| | | | | 13 | 9:45 | P | NO SIGNIFICANT CLINICAL OBSERVATIONS |
| | | | | 19 | 9:45 | P | NO SIGNIFICANT CLINICAL OBSERVATIONS |
| | | | | 20 | 14:06 | P | NO SIGNIFICANT CLINICAL OBSERVATIONS |
| | | | | 26 | 13:16 | P | NO SIGNIFICANT CLINICAL OBSERVATIONS |
| | | | | 27 | 10:06 | P | NO SIGNIFICANT CLINICAL OBSERVATIONS |
| | | | | 33 | 11:50 | P | NO SIGNIFICANT CLINICAL OBSERVATIONS |
| | | | | 34 | 10:02 | P | NO SIGNIFICANT CLINICAL OBSERVATIONS |
| | | | | 40 | 9:25 | P | NO SIGNIFICANT CLINICAL OBSERVATIONS |
| | | | | 41 | 9:48 | P | NO SIGNIFICANT CLINICAL OBSERVATIONS |
| | | | | 47 | 13:25 | P | NO SIGNIFICANT CLINICAL OBSERVATIONS |
| | | | | 48 | 12:53 | P | NO SIGNIFICANT CLINICAL OBSERVATIONS |
| | | | | 54 | 15:09 | P | NO SIGNIFICANT CLINICAL OBSERVATIONS |
| | | | | 55 | 14:19 | P | NO SIGNIFICANT CLINICAL OBSERVATIONS |
| | | | | 61 | 7:45 | P | NO SIGNIFICANT CLINICAL OBSERVATIONS |
| | | | | 62 | 12:54 | P | NO SIGNIFICANT CLINICAL OBSERVATIONS |
| | | | | 68 | 8:49 | P | NO SIGNIFICANT CLINICAL OBSERVATIONS |
| | | | | 69 | 8:32 | P | NO SIGNIFICANT CLINICAL OBSERVATIONS |
| | | | | 75 | 9:08 | P | NO SIGNIFICANT CLINICAL OBSERVATIONS |
| | | | | 76 | 9:34 | P | NO SIGNIFICANT CLINICAL OBSERVATIONS |
| | | | | 82 | 12:05 | P | NO SIGNIFICANT CLINICAL OBSERVATIONS |
| | | | | 83 | 9:41 | P | NO SIGNIFICANT CLINICAL OBSERVATIONS |
| | | | | 84 | 10:11 | P | NO SIGNIFICANT CLINICAL OBSERVATIONS |
| 10531 | F | 5 MG/KG/DAY | NORMAL | 6 | 6:59 | P | NO SIGNIFICANT CLINICAL OBSERVATIONS |
| | | | | 12 | 10:26 | P | NO SIGNIFICANT CLINICAL OBSERVATIONS |
| | | | | 13 | 9:46 | P | NO SIGNIFICANT CLINICAL OBSERVATIONS |
| | | | | 19 | 9:45 | P | NO SIGNIFICANT CLINICAL OBSERVATIONS |
| | | | | 20 | 14:07 | P | NO SIGNIFICANT CLINICAL OBSERVATIONS |

GRADE CODE: 1 - SLIGHT 2 - MODERATE 3 - SEVERE P - PRESENT

STUDY DAYS: 5 THROUGH 84

| ANIMAL | SEX | GROUP | CATEGORY | STUDY DAY | TIME | GRADE | OBSERVATIONS |
|---|---|---|---|---|---|---|---|
| 10531 | F | 5 MG/KG/DAY | NORMAL | 26 | 13:16 | P | NO SIGNIFICANT CLINICAL OBSERVATIONS |
| | | | | 27 | 10:06 | P | NO SIGNIFICANT CLINICAL OBSERVATIONS |
| | | | | 33 | 11:50 | P | NO SIGNIFICANT CLINICAL OBSERVATIONS |
| | | | | 34 | 10:02 | P | NO SIGNIFICANT CLINICAL OBSERVATIONS |
| | | | | 40 | 9:25 | P | NO SIGNIFICANT CLINICAL OBSERVATIONS |
| | | | | 41 | 9:49 | P | NO SIGNIFICANT CLINICAL OBSERVATIONS |
| | | | | 47 | 13:25 | P | NO SIGNIFICANT CLINICAL OBSERVATIONS |
| | | | | 48 | 12:53 | P | NO SIGNIFICANT CLINICAL OBSERVATIONS |
| | | | | 54 | 15:09 | P | NO SIGNIFICANT CLINICAL OBSERVATIONS |
| | | | | 55 | 14:19 | P | NO SIGNIFICANT CLINICAL OBSERVATIONS |
| | | | | 61 | 7:45 | P | NO SIGNIFICANT CLINICAL OBSERVATIONS |
| | | | | 62 | 12:55 | P | NO SIGNIFICANT CLINICAL OBSERVATIONS |
| | | | | 68 | 8:49 | P | NO SIGNIFICANT CLINICAL OBSERVATIONS |
| | | | | 69 | 8:32 | P | NO SIGNIFICANT CLINICAL OBSERVATIONS |
| | | | | 75 | 9:08 | P | NO SIGNIFICANT CLINICAL OBSERVATIONS |
| | | | | 76 | 9:34 | P | NO SIGNIFICANT CLINICAL OBSERVATIONS |
| | | | | 82 | 12:05 | P | NO SIGNIFICANT CLINICAL OBSERVATIONS |
| | | | | 83 | 9:42 | P | NO SIGNIFICANT CLINICAL OBSERVATIONS |
| | | | | 84 | 10:11 | P | NO SIGNIFICANT CLINICAL OBSERVATIONS |
| 10531 | F | 5 MG/KG/DAY | EYES/EARS/NOSE | 5 | 7:46 | P | DRIED RED MATERIAL AROUND NOSE |
| 10532 | F | 5 MG/KG/DAY | NORMAL | 5 | 7:46 | P | NO SIGNIFICANT CLINICAL OBSERVATIONS |
| | | | | 6 | 6:59 | P | NO SIGNIFICANT CLINICAL OBSERVATIONS |
| | | | | 12 | 10:26 | P | NO SIGNIFICANT CLINICAL OBSERVATIONS |
| | | | | 13 | 9:46 | P | NO SIGNIFICANT CLINICAL OBSERVATIONS |
| | | | | 19 | 9:45 | P | NO SIGNIFICANT CLINICAL OBSERVATIONS |
| | | | | 20 | 14:07 | P | NO SIGNIFICANT CLINICAL OBSERVATIONS |
| | | | | 26 | 13:16 | P | NO SIGNIFICANT CLINICAL OBSERVATIONS |
| | | | | 27 | 10:06 | P | NO SIGNIFICANT CLINICAL OBSERVATIONS |
| | | | | 33 | 11:50 | P | NO SIGNIFICANT CLINICAL OBSERVATIONS |

GRADE CODE: 1 - SLIGHT 2 - MODERATE 3 - SEVERE P - PRESENT

STUDY DAYS: 5 THROUGH 84

| ANIMAL | SEX | GROUP | CATEGORY | STUDY DAY | TIME | GRADE | OBSERVATIONS |
|---|---|---|---|---|---|---|---|
| 10532 | F | 5 MG/KG/DAY | NORMAL | 34 | 10:03 | P | NO SIGNIFICANT CLINICAL OBSERVATIONS |
| | | | | 40 | 9:26 | P | NO SIGNIFICANT CLINICAL OBSERVATIONS |
| | | | | 41 | 9:49 | P | NO SIGNIFICANT CLINICAL OBSERVATIONS |
| | | | | 47 | 13:25 | P | NO SIGNIFICANT CLINICAL OBSERVATIONS |
| | | | | 48 | 12:53 | P | NO SIGNIFICANT CLINICAL OBSERVATIONS |
| | | | | 54 | 15:09 | P | NO SIGNIFICANT CLINICAL OBSERVATIONS |
| | | | | 55 | 14:20 | P | NO SIGNIFICANT CLINICAL OBSERVATIONS |
| | | | | 61 | 7:46 | P | NO SIGNIFICANT CLINICAL OBSERVATIONS |
| | | | | 62 | 12:55 | P | NO SIGNIFICANT CLINICAL OBSERVATIONS |
| | | | | 68 | 8:49 | P | NO SIGNIFICANT CLINICAL OBSERVATIONS |
| | | | | 69 | 8:32 | P | NO SIGNIFICANT CLINICAL OBSERVATIONS |
| | | | | 75 | 9:08 | P | NO SIGNIFICANT CLINICAL OBSERVATIONS |
| | | | | 76 | 9:34 | P | NO SIGNIFICANT CLINICAL OBSERVATIONS |
| | | | | 82 | 12:05 | P | NO SIGNIFICANT CLINICAL OBSERVATIONS |
| | | | | 83 | 9:42 | P | NO SIGNIFICANT CLINICAL OBSERVATIONS |
| | | | | 84 | 10:11 | P | NO SIGNIFICANT CLINICAL OBSERVATIONS |
| 10485 | F | 25 MG/KG/DAY | NORMAL | 13 | 9:48 | P | NO SIGNIFICANT CLINICAL OBSERVATIONS |
| | | | | 19 | 9:47 | P | NO SIGNIFICANT CLINICAL OBSERVATIONS |
| | | | | 20 | 14:13 | P | NO SIGNIFICANT CLINICAL OBSERVATIONS |
| | | | | 26 | 13:18 | P | NO SIGNIFICANT CLINICAL OBSERVATIONS |
| | | | | 27 | 10:09 | P | NO SIGNIFICANT CLINICAL OBSERVATIONS |
| | | | | 33 | 11:52 | P | NO SIGNIFICANT CLINICAL OBSERVATIONS |
| | | | | 34 | 10:07 | P | NO SIGNIFICANT CLINICAL OBSERVATIONS |
| | | | | 40 | 9:28 | P | NO SIGNIFICANT CLINICAL OBSERVATIONS |
| | | | | 41 | 9:52 | P | NO SIGNIFICANT CLINICAL OBSERVATIONS |
| | | | | 48 | 12:56 | P | NO SIGNIFICANT CLINICAL OBSERVATIONS |
| | | | | 54 | 15:11 | P | NO SIGNIFICANT CLINICAL OBSERVATIONS |
| | | | | 55 | 14:23 | P | NO SIGNIFICANT CLINICAL OBSERVATIONS |
| | | | | 61 | 7:48 | P | NO SIGNIFICANT CLINICAL OBSERVATIONS |

GRADE CODE: 1 - SLIGHT 2 - MODERATE 3 - SEVERE P - PRESENT

STUDY DAYS: 5 THROUGH 84

| ANIMAL | SEX | GROUP | CATEGORY | STUDY DAY | TIME | GRADE | OBSERVATIONS |
|---|---|---|---|---|---|---|---|
| 10485 | F | 25 MG/KG/DAY | NORMAL | 62 | 12:58 | P | NO SIGNIFICANT CLINICAL OBSERVATIONS |
| | | | | 68 | 8:51 | P | NO SIGNIFICANT CLINICAL OBSERVATIONS |
| | | | | 69 | 8:33 | P | NO SIGNIFICANT CLINICAL OBSERVATIONS |
| | | | | 75 | 9:10 | P | NO SIGNIFICANT CLINICAL OBSERVATIONS |
| | | | | 76 | 9:42 | P | NO SIGNIFICANT CLINICAL OBSERVATIONS |
| | | | | 82 | 12:07 | P | NO SIGNIFICANT CLINICAL OBSERVATIONS |
| | | | | 83 | 9:46 | P | NO SIGNIFICANT CLINICAL OBSERVATIONS |
| 10485 | F | 25 MG/KG/DAY | EYES/EARS/NOSE | 5 | 7:49 | P | DRIED RED MATERIAL AROUND NOSE |
| | | | | 6 | 7:01 | P | DRIED RED MATERIAL AROUND NOSE |
| | | | | 12 | 10:29 | P | DRIED RED MATERIAL AROUND NOSE |
| | | | | 47 | 13:27 | P | DRIED RED MATERIAL AROUND NOSE |
| 10492 | F | 25 MG/KG/DAY | NORMAL | 5 | 7:49 | P | NO SIGNIFICANT CLINICAL OBSERVATIONS |
| | | | | 6 | 7:01 | P | NO SIGNIFICANT CLINICAL OBSERVATIONS |
| | | | | 12 | 10:29 | P | NO SIGNIFICANT CLINICAL OBSERVATIONS |
| | | | | 13 | 9:48 | P | NO SIGNIFICANT CLINICAL OBSERVATIONS |
| | | | | 19 | 9:47 | P | NO SIGNIFICANT CLINICAL OBSERVATIONS |
| | | | | 20 | 14:13 | P | NO SIGNIFICANT CLINICAL OBSERVATIONS |
| | | | | 26 | 13:18 | P | NO SIGNIFICANT CLINICAL OBSERVATIONS |
| | | | | 27 | 10:09 | P | NO SIGNIFICANT CLINICAL OBSERVATIONS |
| | | | | 33 | 11:52 | P | NO SIGNIFICANT CLINICAL OBSERVATIONS |
| | | | | 34 | 10:07 | P | NO SIGNIFICANT CLINICAL OBSERVATIONS |
| | | | | 40 | 9:28 | P | NO SIGNIFICANT CLINICAL OBSERVATIONS |
| | | | | 41 | 9:52 | P | NO SIGNIFICANT CLINICAL OBSERVATIONS |
| | | | | 47 | 13:27 | P | NO SIGNIFICANT CLINICAL OBSERVATIONS |
| | | | | 48 | 12:56 | P | NO SIGNIFICANT CLINICAL OBSERVATIONS |
| | | | | 54 | 15:11 | P | NO SIGNIFICANT CLINICAL OBSERVATIONS |
| | | | | 55 | 14:24 | P | NO SIGNIFICANT CLINICAL OBSERVATIONS |
| | | | | 61 | 7:48 | P | NO SIGNIFICANT CLINICAL OBSERVATIONS |
| | | | | 62 | 12:59 | P | NO SIGNIFICANT CLINICAL OBSERVATIONS |

GRADE CODE: 1 - SLIGHT 2 - MODERATE 3 - SEVERE P - PRESENT

STUDY DAYS: 5 THROUGH 84

| ANIMAL | SEX | GROUP | CATEGORY | STUDY DAY | TIME | GRADE | OBSERVATIONS |
|---|---|---|---|---|---|---|---|
| 10492 | F | 25 MG/KG/DAY | NORMAL | 68 | 8:51 | P | NO SIGNIFICANT CLINICAL OBSERVATIONS |
| | | | | 69 | 8:33 | P | NO SIGNIFICANT CLINICAL OBSERVATIONS |
| | | | | 75 | 9:10 | P | NO SIGNIFICANT CLINICAL OBSERVATIONS |
| | | | | 76 | 9:42 | P | NO SIGNIFICANT CLINICAL OBSERVATIONS |
| | | | | 82 | 12:08 | P | NO SIGNIFICANT CLINICAL OBSERVATIONS |
| | | | | 83 | 9:47 | P | NO SIGNIFICANT CLINICAL OBSERVATIONS |
| 10497 | F | 25 MG/KG/DAY | NORMAL | 5 | 7:49 | P | NO SIGNIFICANT CLINICAL OBSERVATIONS |
| | | | | 6 | 7:01 | P | NO SIGNIFICANT CLINICAL OBSERVATIONS |
| | | | | 12 | 10:29 | P | NO SIGNIFICANT CLINICAL OBSERVATIONS |
| | | | | 13 | 9:49 | P | NO SIGNIFICANT CLINICAL OBSERVATIONS |
| | | | | 19 | 9:48 | P | NO SIGNIFICANT CLINICAL OBSERVATIONS |
| | | | | 20 | 14:13 | P | NO SIGNIFICANT CLINICAL OBSERVATIONS |
| | | | | 26 | 13:18 | P | NO SIGNIFICANT CLINICAL OBSERVATIONS |
| | | | | 27 | 10:09 | P | NO SIGNIFICANT CLINICAL OBSERVATIONS |
| | | | | 33 | 11:52 | P | NO SIGNIFICANT CLINICAL OBSERVATIONS |
| | | | | 34 | 10:08 | P | NO SIGNIFICANT CLINICAL OBSERVATIONS |
| | | | | 40 | 9:28 | P | NO SIGNIFICANT CLINICAL OBSERVATIONS |
| | | | | 41 | 9:53 | P | NO SIGNIFICANT CLINICAL OBSERVATIONS |
| | | | | 47 | 13:27 | P | NO SIGNIFICANT CLINICAL OBSERVATIONS |
| | | | | 48 | 12:56 | P | NO SIGNIFICANT CLINICAL OBSERVATIONS |
| | | | | 54 | 15:11 | P | NO SIGNIFICANT CLINICAL OBSERVATIONS |
| | | | | 55 | 14:24 | P | NO SIGNIFICANT CLINICAL OBSERVATIONS |
| | | | | 61 | 7:49 | P | NO SIGNIFICANT CLINICAL OBSERVATIONS |
| | | | | 62 | 12:59 | P | NO SIGNIFICANT CLINICAL OBSERVATIONS |
| | | | | 68 | 8:51 | P | NO SIGNIFICANT CLINICAL OBSERVATIONS |
| | | | | 69 | 8:34 | P | NO SIGNIFICANT CLINICAL OBSERVATIONS |
| | | | | 75 | 9:10 | P | NO SIGNIFICANT CLINICAL OBSERVATIONS |
| | | | | 76 | 9:42 | P | NO SIGNIFICANT CLINICAL OBSERVATIONS |
| | | | | 82 | 12:08 | P | NO SIGNIFICANT CLINICAL OBSERVATIONS |

GRADE CODE: 1 - SLIGHT 2 - MODERATE 3 - SEVERE P - PRESENT

STUDY DAYS: 5 THROUGH 84

| ANIMAL | SEX | GROUP | CATEGORY | STUDY DAY | TIME | GRADE | OBSERVATIONS |
|---|---|---|---|---|---|---|---|
| 10497 | F | 25 MG/KG/DAY | NORMAL | 83 | 9:47 | P | NO SIGNIFICANT CLINICAL OBSERVATIONS |
| 10498 | F | 25 MG/KG/DAY | NORMAL | 5 | 7:49 | P | NO SIGNIFICANT CLINICAL OBSERVATIONS |
| | | | | 6 | 7:02 | P | NO SIGNIFICANT CLINICAL OBSERVATIONS |
| | | | | 12 | 10:29 | P | NO SIGNIFICANT CLINICAL OBSERVATIONS |
| | | | | 13 | 9:49 | P | NO SIGNIFICANT CLINICAL OBSERVATIONS |
| | | | | 19 | 9:48 | P | NO SIGNIFICANT CLINICAL OBSERVATIONS |
| | | | | 20 | 14:13 | P | NO SIGNIFICANT CLINICAL OBSERVATIONS |
| | | | | 26 | 13:18 | P | NO SIGNIFICANT CLINICAL OBSERVATIONS |
| | | | | 27 | 10:10 | P | NO SIGNIFICANT CLINICAL OBSERVATIONS |
| | | | | 33 | 11:52 | P | NO SIGNIFICANT CLINICAL OBSERVATIONS |
| | | | | 34 | 10:08 | P | NO SIGNIFICANT CLINICAL OBSERVATIONS |
| | | | | 40 | 9:28 | P | NO SIGNIFICANT CLINICAL OBSERVATIONS |
| | | | | 41 | 9:53 | P | NO SIGNIFICANT CLINICAL OBSERVATIONS |
| | | | | 47 | 13:27 | P | NO SIGNIFICANT CLINICAL OBSERVATIONS |
| | | | | 48 | 12:56 | P | NO SIGNIFICANT CLINICAL OBSERVATIONS |
| | | | | 54 | 15:11 | P | NO SIGNIFICANT CLINICAL OBSERVATIONS |
| | | | | 55 | 14:24 | P | NO SIGNIFICANT CLINICAL OBSERVATIONS |
| | | | | 61 | 7:49 | P | NO SIGNIFICANT CLINICAL OBSERVATIONS |
| | | | | 62 | 12:59 | P | NO SIGNIFICANT CLINICAL OBSERVATIONS |
| | | | | 68 | 8:51 | P | NO SIGNIFICANT CLINICAL OBSERVATIONS |
| | | | | 69 | 8:34 | P | NO SIGNIFICANT CLINICAL OBSERVATIONS |
| | | | | 75 | 9:10 | P | NO SIGNIFICANT CLINICAL OBSERVATIONS |
| | | | | 76 | 9:42 | P | NO SIGNIFICANT CLINICAL OBSERVATIONS |
| | | | | 82 | 12:08 | P | NO SIGNIFICANT CLINICAL OBSERVATIONS |
| | | | | 83 | 9:47 | P | NO SIGNIFICANT CLINICAL OBSERVATIONS |
| 10500 | F | 25 MG/KG/DAY | NORMAL | 5 | 7:49 | P | NO SIGNIFICANT CLINICAL OBSERVATIONS |
| | | | | 6 | 7:02 | P | NO SIGNIFICANT CLINICAL OBSERVATIONS |
| | | | | 13 | 9:49 | P | NO SIGNIFICANT CLINICAL OBSERVATIONS |
| | | | | 19 | 9:48 | P | NO SIGNIFICANT CLINICAL OBSERVATIONS |

GRADE CODE: 1 - SLIGHT 2 - MODERATE 3 - SEVERE P - PRESENT

STUDY DAYS: 5 THROUGH 84

| ANIMAL | SEX | GROUP | CATEGORY | STUDY DAY | TIME | GRADE | OBSERVATIONS |
|---|---|---|---|---|---|---|---|
| 10500 | F | 25 MG/KG/DAY | NORMAL | 20 | 14:14 | P | NO SIGNIFICANT CLINICAL OBSERVATIONS |
| | | | | 26 | 13:19 | P | NO SIGNIFICANT CLINICAL OBSERVATIONS |
| | | | | 27 | 10:10 | P | NO SIGNIFICANT CLINICAL OBSERVATIONS |
| | | | | 33 | 11:52 | P | NO SIGNIFICANT CLINICAL OBSERVATIONS |
| | | | | 34 | 10:08 | P | NO SIGNIFICANT CLINICAL OBSERVATIONS |
| | | | | 40 | 9:28 | P | NO SIGNIFICANT CLINICAL OBSERVATIONS |
| | | | | 41 | 9:53 | P | NO SIGNIFICANT CLINICAL OBSERVATIONS |
| | | | | 48 | 12:56 | P | NO SIGNIFICANT CLINICAL OBSERVATIONS |
| | | | | 54 | 15:11 | P | NO SIGNIFICANT CLINICAL OBSERVATIONS |
| | | | | 55 | 14:24 | P | NO SIGNIFICANT CLINICAL OBSERVATIONS |
| | | | | 61 | 7:49 | P | NO SIGNIFICANT CLINICAL OBSERVATIONS |
| | | | | 62 | 13:00 | P | NO SIGNIFICANT CLINICAL OBSERVATIONS |
| | | | | 68 | 8:51 | P | NO SIGNIFICANT CLINICAL OBSERVATIONS |
| | | | | 69 | 8:34 | P | NO SIGNIFICANT CLINICAL OBSERVATIONS |
| | | | | 75 | 9:10 | P | NO SIGNIFICANT CLINICAL OBSERVATIONS |
| | | | | 76 | 9:42 | P | NO SIGNIFICANT CLINICAL OBSERVATIONS |
| | | | | 82 | 12:08 | P | NO SIGNIFICANT CLINICAL OBSERVATIONS |
| | | | | 83 | 9:48 | P | NO SIGNIFICANT CLINICAL OBSERVATIONS |
| 10500 | F | 25 MG/KG/DAY | EYES/EARS/NOSE | 12 | 10:29 | P | DRIED RED MATERIAL AROUND NOSE |
| | | | | 47 | 13:28 | P | DRIED RED MATERIAL AROUND NOSE |
| 10504 | F | 25 MG/KG/DAY | NORMAL | 5 | 7:49 | P | NO SIGNIFICANT CLINICAL OBSERVATIONS |
| | | | | 6 | 7:02 | P | NO SIGNIFICANT CLINICAL OBSERVATIONS |
| | | | | 12 | 10:30 | P | NO SIGNIFICANT CLINICAL OBSERVATIONS |
| | | | | 13 | 9:49 | P | NO SIGNIFICANT CLINICAL OBSERVATIONS |
| | | | | 19 | 9:48 | P | NO SIGNIFICANT CLINICAL OBSERVATIONS |
| | | | | 20 | 14:14 | P | NO SIGNIFICANT CLINICAL OBSERVATIONS |
| | | | | 26 | 13:19 | P | NO SIGNIFICANT CLINICAL OBSERVATIONS |
| | | | | 27 | 10:10 | P | NO SIGNIFICANT CLINICAL OBSERVATIONS |
| | | | | 33 | 11:52 | P | NO SIGNIFICANT CLINICAL OBSERVATIONS |

GRADE CODE: 1 - SLIGHT 2 - MODERATE 3 - SEVERE P - PRESENT

STUDY DAYS: 5 THROUGH 84

| ANIMAL | SEX | GROUP | CATEGORY | STUDY DAY | TIME | GRADE | OBSERVATIONS |
|---|---|---|---|---|---|---|---|
| 10504 | F | 25 MG/KG/DAY | NORMAL | 34 | 10:09 | P | NO SIGNIFICANT CLINICAL OBSERVATIONS |
| | | | | 40 | 9:29 | P | NO SIGNIFICANT CLINICAL OBSERVATIONS |
| | | | | 41 | 9:53 | P | NO SIGNIFICANT CLINICAL OBSERVATIONS |
| | | | | 47 | 13:28 | P | NO SIGNIFICANT CLINICAL OBSERVATIONS |
| | | | | 48 | 12:56 | P | NO SIGNIFICANT CLINICAL OBSERVATIONS |
| | | | | 54 | 15:11 | P | NO SIGNIFICANT CLINICAL OBSERVATIONS |
| | | | | 55 | 14:25 | P | NO SIGNIFICANT CLINICAL OBSERVATIONS |
| | | | | 61 | 7:49 | P | NO SIGNIFICANT CLINICAL OBSERVATIONS |
| | | | | 62 | 13:00 | P | NO SIGNIFICANT CLINICAL OBSERVATIONS |
| | | | | 68 | 8:51 | P | NO SIGNIFICANT CLINICAL OBSERVATIONS |
| | | | | 69 | 8:34 | P | NO SIGNIFICANT CLINICAL OBSERVATIONS |
| | | | | 75 | 9:10 | P | NO SIGNIFICANT CLINICAL OBSERVATIONS |
| | | | | 76 | 9:42 | P | NO SIGNIFICANT CLINICAL OBSERVATIONS |
| | | | | 82 | 12:08 | P | NO SIGNIFICANT CLINICAL OBSERVATIONS |
| | | | | 83 | 9:48 | P | NO SIGNIFICANT CLINICAL OBSERVATIONS |
| | | | | 84 | 10:13 | P | NO SIGNIFICANT CLINICAL OBSERVATIONS |
| 10506 | F | 25 MG/KG/DAY | NORMAL | 5 | 7:50 | P | NO SIGNIFICANT CLINICAL OBSERVATIONS |
| | | | | 6 | 7:02 | P | NO SIGNIFICANT CLINICAL OBSERVATIONS |
| | | | | 12 | 10:30 | P | NO SIGNIFICANT CLINICAL OBSERVATIONS |
| | | | | 13 | 9:49 | P | NO SIGNIFICANT CLINICAL OBSERVATIONS |
| | | | | 19 | 9:48 | P | NO SIGNIFICANT CLINICAL OBSERVATIONS |
| | | | | 20 | 14:14 | P | NO SIGNIFICANT CLINICAL OBSERVATIONS |
| | | | | 26 | 13:19 | P | NO SIGNIFICANT CLINICAL OBSERVATIONS |
| | | | | 27 | 10:10 | P | NO SIGNIFICANT CLINICAL OBSERVATIONS |
| | | | | 33 | 11:52 | P | NO SIGNIFICANT CLINICAL OBSERVATIONS |
| | | | | 34 | 10:09 | P | NO SIGNIFICANT CLINICAL OBSERVATIONS |
| | | | | 40 | 9:29 | P | NO SIGNIFICANT CLINICAL OBSERVATIONS |
| | | | | 41 | 9:53 | P | NO SIGNIFICANT CLINICAL OBSERVATIONS |
| | | | | 47 | 13:28 | P | NO SIGNIFICANT CLINICAL OBSERVATIONS |

GRADE CODE: 1 - SLIGHT 2 - MODERATE 3 - SEVERE P - PRESENT

STUDY DAYS: 5 THROUGH 84

| ANIMAL | SEX | GROUP | CATEGORY | STUDY DAY | TIME | GRADE | OBSERVATIONS |
|---|---|---|---|---|---|---|---|
| 10506 | F | 25 MG/KG/DAY | NORMAL | 48 | 12:57 | P | NO SIGNIFICANT CLINICAL OBSERVATIONS |
| | | | | 54 | 15:12 | P | NO SIGNIFICANT CLINICAL OBSERVATIONS |
| | | | | 55 | 14:25 | P | NO SIGNIFICANT CLINICAL OBSERVATIONS |
| | | | | 61 | 7:49 | P | NO SIGNIFICANT CLINICAL OBSERVATIONS |
| | | | | 62 | 13:00 | P | NO SIGNIFICANT CLINICAL OBSERVATIONS |
| | | | | 68 | 8:51 | P | NO SIGNIFICANT CLINICAL OBSERVATIONS |
| | | | | 69 | 8:34 | P | NO SIGNIFICANT CLINICAL OBSERVATIONS |
| | | | | 75 | 9:10 | P | NO SIGNIFICANT CLINICAL OBSERVATIONS |
| | | | | 76 | 9:42 | P | NO SIGNIFICANT CLINICAL OBSERVATIONS |
| | | | | 82 | 12:08 | P | NO SIGNIFICANT CLINICAL OBSERVATIONS |
| | | | | 83 | 9:49 | P | NO SIGNIFICANT CLINICAL OBSERVATIONS |
| | | | | 84 | 10:13 | P | NO SIGNIFICANT CLINICAL OBSERVATIONS |
| 10507 | F | 25 MG/KG/DAY | NORMAL | 5 | 7:50 | P | NO SIGNIFICANT CLINICAL OBSERVATIONS |
| | | | | 6 | 7:02 | P | NO SIGNIFICANT CLINICAL OBSERVATIONS |
| | | | | 12 | 10:30 | P | NO SIGNIFICANT CLINICAL OBSERVATIONS |
| | | | | 13 | 9:49 | P | NO SIGNIFICANT CLINICAL OBSERVATIONS |
| | | | | 19 | 9:48 | P | NO SIGNIFICANT CLINICAL OBSERVATIONS |
| | | | | 20 | 14:15 | P | NO SIGNIFICANT CLINICAL OBSERVATIONS |
| | | | | 26 | 13:19 | P | NO SIGNIFICANT CLINICAL OBSERVATIONS |
| | | | | 27 | 10:10 | P | NO SIGNIFICANT CLINICAL OBSERVATIONS |
| | | | | 33 | 11:52 | P | NO SIGNIFICANT CLINICAL OBSERVATIONS |
| | | | | 34 | 10:09 | P | NO SIGNIFICANT CLINICAL OBSERVATIONS |
| | | | | 40 | 9:29 | P | NO SIGNIFICANT CLINICAL OBSERVATIONS |
| 10507 | F | 25 MG/KG/DAY | BODY/INTEGUMENT | 55 | 14:25 | P | THIN |
| 10507 | F | 25 MG/KG/DAY | CARDIO-PULMONARY | 47 | 13:28 | P | EXTREMITIES PALE |
| | | | | 48 | 12:58 | P | EXTREMITIES PALE |
| | | | | 54 | 15:12 | P | EXTREMITIES PALE |
| | | | | 55 | 14:26 | P | EXTREMITIES PALE |
| | | | | 55 | 14:26 | P | BODY PALE |

GRADE CODE: 1 - SLIGHT 2 - MODERATE 3 - SEVERE P - PRESENT

STUDY DAYS: 5 THROUGH 84

| ANIMAL | SEX | GROUP | CATEGORY | STUDY DAY | TIME | GRADE | OBSERVATIONS |
|---|---|---|---|---|---|---|---|
| 10507 | F | 25 MG/KG/DAY | EYES/EARS/NOSE | 55 | 14:25 | P | DRIED RED MATERIAL AROUND NOSE |
| 10507 | F | 25 MG/KG/DAY | EXCRETA | 41 | 9:55 | P | DEFECATION DECREASED |
| | | | | 54 | 15:12 | P | DEFECATION DECREASED |
| | | | | 55 | 14:26 | P | DEFECATION DECREASED |
| 10509 | F | 25 MG/KG/DAY | NORMAL | 5 | 7:50 | P | NO SIGNIFICANT CLINICAL OBSERVATIONS |
| | | | | 6 | 7:02 | P | NO SIGNIFICANT CLINICAL OBSERVATIONS |
| | | | | 12 | 10:30 | P | NO SIGNIFICANT CLINICAL OBSERVATIONS |
| | | | | 13 | 9:49 | P | NO SIGNIFICANT CLINICAL OBSERVATIONS |
| | | | | 19 | 9:48 | P | NO SIGNIFICANT CLINICAL OBSERVATIONS |
| | | | | 20 | 14:15 | P | NO SIGNIFICANT CLINICAL OBSERVATIONS |
| | | | | 26 | 13:19 | P | NO SIGNIFICANT CLINICAL OBSERVATIONS |
| | | | | 27 | 10:10 | P | NO SIGNIFICANT CLINICAL OBSERVATIONS |
| | | | | 33 | 11:53 | P | NO SIGNIFICANT CLINICAL OBSERVATIONS |
| | | | | 34 | 10:10 | P | NO SIGNIFICANT CLINICAL OBSERVATIONS |
| | | | | 40 | 9:29 | P | NO SIGNIFICANT CLINICAL OBSERVATIONS |
| | | | | 41 | 9:55 | P | NO SIGNIFICANT CLINICAL OBSERVATIONS |
| | | | | 47 | 13:29 | P | NO SIGNIFICANT CLINICAL OBSERVATIONS |
| | | | | 48 | 12:58 | P | NO SIGNIFICANT CLINICAL OBSERVATIONS |
| | | | | 54 | 15:12 | P | NO SIGNIFICANT CLINICAL OBSERVATIONS |
| | | | | 55 | 14:26 | P | NO SIGNIFICANT CLINICAL OBSERVATIONS |
| | | | | 61 | 7:50 | P | NO SIGNIFICANT CLINICAL OBSERVATIONS |
| | | | | 62 | 13:01 | P | NO SIGNIFICANT CLINICAL OBSERVATIONS |
| | | | | 68 | 8:51 | P | NO SIGNIFICANT CLINICAL OBSERVATIONS |
| | | | | 69 | 8:34 | P | NO SIGNIFICANT CLINICAL OBSERVATIONS |
| | | | | 75 | 9:10 | P | NO SIGNIFICANT CLINICAL OBSERVATIONS |
| | | | | 76 | 9:42 | P | NO SIGNIFICANT CLINICAL OBSERVATIONS |
| | | | | 82 | 12:09 | P | NO SIGNIFICANT CLINICAL OBSERVATIONS |
| | | | | 83 | 9:49 | P | NO SIGNIFICANT CLINICAL OBSERVATIONS |
| | | | | 84 | 10:13 | P | NO SIGNIFICANT CLINICAL OBSERVATIONS |

GRADE CODE: 1 - SLIGHT 2 - MODERATE 3 - SEVERE P - PRESENT

STUDY DAYS: 5 THROUGH 84

| ANIMAL | SEX | GROUP | CATEGORY | STUDY DAY | TIME | GRADE | OBSERVATIONS |
|---|---|---|---|---|---|---|---|
| 10515 | F | 25 MG/KG/DAY | NORMAL | 5 | 7:50 | P | NO SIGNIFICANT CLINICAL OBSERVATIONS |
| | | | | 6 | 7:02 | P | NO SIGNIFICANT CLINICAL OBSERVATIONS |
| | | | | 12 | 10:30 | P | NO SIGNIFICANT CLINICAL OBSERVATIONS |
| | | | | 13 | 9:50 | P | NO SIGNIFICANT CLINICAL OBSERVATIONS |
| | | | | 19 | 9:48 | P | NO SIGNIFICANT CLINICAL OBSERVATIONS |
| | | | | 20 | 14:15 | P | NO SIGNIFICANT CLINICAL OBSERVATIONS |
| | | | | 26 | 13:19 | P | NO SIGNIFICANT CLINICAL OBSERVATIONS |
| | | | | 27 | 10:10 | P | NO SIGNIFICANT CLINICAL OBSERVATIONS |
| | | | | 33 | 11:53 | P | NO SIGNIFICANT CLINICAL OBSERVATIONS |
| | | | | 34 | 10:10 | P | NO SIGNIFICANT CLINICAL OBSERVATIONS |
| | | | | 40 | 9:29 | P | NO SIGNIFICANT CLINICAL OBSERVATIONS |
| | | | | 41 | 9:56 | P | NO SIGNIFICANT CLINICAL OBSERVATIONS |
| | | | | 47 | 13:29 | P | NO SIGNIFICANT CLINICAL OBSERVATIONS |
| | | | | 48 | 12:58 | P | NO SIGNIFICANT CLINICAL OBSERVATIONS |
| | | | | 54 | 15:12 | P | NO SIGNIFICANT CLINICAL OBSERVATIONS |
| | | | | 55 | 14:27 | P | NO SIGNIFICANT CLINICAL OBSERVATIONS |
| | | | | 61 | 7:51 | P | NO SIGNIFICANT CLINICAL OBSERVATIONS |
| | | | | 62 | 13:02 | P | NO SIGNIFICANT CLINICAL OBSERVATIONS |
| | | | | 68 | 8:51 | P | NO SIGNIFICANT CLINICAL OBSERVATIONS |
| | | | | 69 | 8:34 | P | NO SIGNIFICANT CLINICAL OBSERVATIONS |
| | | | | 75 | 9:10 | P | NO SIGNIFICANT CLINICAL OBSERVATIONS |
| | | | | 76 | 9:42 | P | NO SIGNIFICANT CLINICAL OBSERVATIONS |
| | | | | 82 | 12:09 | P | NO SIGNIFICANT CLINICAL OBSERVATIONS |
| | | | | 83 | 9:49 | P | NO SIGNIFICANT CLINICAL OBSERVATIONS |
| | | | | 84 | 10:13 | P | NO SIGNIFICANT CLINICAL OBSERVATIONS |
| 10484 | F | 50 MG/KG/DAY | NORMAL | 6 | 7:04 | P | NO SIGNIFICANT CLINICAL OBSERVATIONS |
| | | | | 12 | 10:33 | P | NO SIGNIFICANT CLINICAL OBSERVATIONS |
| | | | | 13 | 9:52 | P | NO SIGNIFICANT CLINICAL OBSERVATIONS |
| | | | | 19 | 9:50 | P | NO SIGNIFICANT CLINICAL OBSERVATIONS |

GRADE CODE: 1 - SLIGHT 2 - MODERATE 3 - SEVERE P - PRESENT

STUDY DAYS: 5 THROUGH 84

| ANIMAL | SEX | GROUP | CATEGORY | STUDY DAY | TIME | GRADE | OBSERVATIONS |
|---|---|---|---|---|---|---|---|
| 10484 | F | 50 MG/KG/DAY | NORMAL | 20 | 14:19 | P | NO SIGNIFICANT CLINICAL OBSERVATIONS |
| | | | | 26 | 13:21 | P | NO SIGNIFICANT CLINICAL OBSERVATIONS |
| | | | | 27 | 10:12 | P | NO SIGNIFICANT CLINICAL OBSERVATIONS |
| | | | | 33 | 11:54 | P | NO SIGNIFICANT CLINICAL OBSERVATIONS |
| | | | | 34 | 10:15 | P | NO SIGNIFICANT CLINICAL OBSERVATIONS |
| | | | | 40 | 9:31 | P | NO SIGNIFICANT CLINICAL OBSERVATIONS |
| | | | | 41 | 10:00 | P | NO SIGNIFICANT CLINICAL OBSERVATIONS |
| | | | | 47 | 13:31 | P | NO SIGNIFICANT CLINICAL OBSERVATIONS |
| | | | | 48 | 13:01 | P | NO SIGNIFICANT CLINICAL OBSERVATIONS |
| | | | | 54 | 15:14 | P | NO SIGNIFICANT CLINICAL OBSERVATIONS |
| | | | | 55 | 14:29 | P | NO SIGNIFICANT CLINICAL OBSERVATIONS |
| | | | | 62 | 13:06 | P | NO SIGNIFICANT CLINICAL OBSERVATIONS |
| | | | | 68 | 8:53 | P | NO SIGNIFICANT CLINICAL OBSERVATIONS |
| | | | | 69 | 8:36 | P | NO SIGNIFICANT CLINICAL OBSERVATIONS |
| | | | | 75 | 9:13 | P | NO SIGNIFICANT CLINICAL OBSERVATIONS |
| | | | | 76 | 9:48 | P | NO SIGNIFICANT CLINICAL OBSERVATIONS |
| 10484 | F | 50 MG/KG/DAY | EYES/EARS/NOSE | 5 | 7:51 | P | DRIED RED MATERIAL AROUND NOSE |
| 10484 | F | 50 MG/KG/DAY | SPECIAL | 61 | 7:55 | P | REDDENED LEFT EAR |
| | | | | 61 | 7:55 | P | REDDENED RIGHT EAR |
| | | | | 82 | 12:13 | P | SWOLLEN LEFT EAR |
| | | | | 82 | 12:13 | P | SWOLLEN RIGHT EAR |
| | | | | 82 | 12:13 | P | REDDENED LEFT EAR |
| | | | | 82 | 12:13 | P | REDDENED RIGHT EAR |
| | | | | 83 | 9:52 | P | SWOLLEN LEFT EAR |
| | | | | 83 | 9:52 | P | SWOLLEN RIGHT EAR |
| | | | | 83 | 9:52 | P | REDDENED LEFT EAR |
| | | | | 83 | 9:52 | P | REDDENED RIGHT EAR |
| 10503 | F | 50 MG/KG/DAY | NORMAL | 6 | 7:04 | P | NO SIGNIFICANT CLINICAL OBSERVATIONS |
| | | | | 12 | 10:33 | P | NO SIGNIFICANT CLINICAL OBSERVATIONS |

GRADE CODE: 1 - SLIGHT 2 - MODERATE 3 - SEVERE P - PRESENT

STUDY DAYS: 5 THROUGH 84

| ANIMAL | SEX | GROUP | CATEGORY | STUDY DAY | TIME | GRADE | OBSERVATIONS |
|---|---|---|---|---|---|---|---|
| 10503 | F | 50 MG/KG/DAY | NORMAL | 13 | 9:52 | P | NO SIGNIFICANT CLINICAL OBSERVATIONS |
| | | | | 19 | 9:50 | P | NO SIGNIFICANT CLINICAL OBSERVATIONS |
| | | | | 20 | 14:19 | P | NO SIGNIFICANT CLINICAL OBSERVATIONS |
| | | | | 26 | 13:21 | P | NO SIGNIFICANT CLINICAL OBSERVATIONS |
| | | | | 27 | 10:12 | P | NO SIGNIFICANT CLINICAL OBSERVATIONS |
| | | | | 33 | 11:54 | P | NO SIGNIFICANT CLINICAL OBSERVATIONS |
| | | | | 34 | 10:15 | P | NO SIGNIFICANT CLINICAL OBSERVATIONS |
| | | | | 40 | 9:31 | P | NO SIGNIFICANT CLINICAL OBSERVATIONS |
| | | | | 41 | 10:00 | P | NO SIGNIFICANT CLINICAL OBSERVATIONS |
| | | | | 47 | 13:31 | P | NO SIGNIFICANT CLINICAL OBSERVATIONS |
| | | | | 48 | 13:01 | P | NO SIGNIFICANT CLINICAL OBSERVATIONS |
| | | | | 54 | 15:14 | P | NO SIGNIFICANT CLINICAL OBSERVATIONS |
| | | | | 55 | 14:29 | P | NO SIGNIFICANT CLINICAL OBSERVATIONS |
| | | | | 61 | 7:55 | P | NO SIGNIFICANT CLINICAL OBSERVATIONS |
| | | | | 62 | 13:06 | P | NO SIGNIFICANT CLINICAL OBSERVATIONS |
| | | | | 68 | 8:53 | P | NO SIGNIFICANT CLINICAL OBSERVATIONS |
| | | | | 69 | 8:36 | P | NO SIGNIFICANT CLINICAL OBSERVATIONS |
| | | | | 75 | 9:13 | P | NO SIGNIFICANT CLINICAL OBSERVATIONS |
| | | | | 76 | 9:49 | P | NO SIGNIFICANT CLINICAL OBSERVATIONS |
| | | | | 82 | 12:14 | P | NO SIGNIFICANT CLINICAL OBSERVATIONS |
| | | | | 83 | 9:52 | P | NO SIGNIFICANT CLINICAL OBSERVATIONS |
| 10503 | F | 50 MG/KG/DAY | EYES/EARS/NOSE | 5 | 7:51 | P | DRIED RED MATERIAL AROUND NOSE |
| 10510 | F | 50 MG/KG/DAY | NORMAL | 5 | 7:51 | P | NO SIGNIFICANT CLINICAL OBSERVATIONS |
| | | | | 6 | 7:04 | P | NO SIGNIFICANT CLINICAL OBSERVATIONS |
| | | | | 12 | 10:33 | P | NO SIGNIFICANT CLINICAL OBSERVATIONS |
| | | | | 13 | 9:52 | P | NO SIGNIFICANT CLINICAL OBSERVATIONS |
| | | | | 19 | 9:50 | P | NO SIGNIFICANT CLINICAL OBSERVATIONS |
| | | | | 20 | 14:19 | P | NO SIGNIFICANT CLINICAL OBSERVATIONS |
| | | | | 26 | 13:21 | P | NO SIGNIFICANT CLINICAL OBSERVATIONS |

GRADE CODE: 1 - SLIGHT 2 - MODERATE 3 - SEVERE P - PRESENT

STUDY DAYS: 5 THROUGH 84

| ANIMAL | SEX | GROUP | CATEGORY | STUDY DAY | TIME | GRADE | OBSERVATIONS |
|---|---|---|---|---|---|---|---|
| 10510 | F | 50 MG/KG/DAY | NORMAL | 27 | 10:13 | P | NO SIGNIFICANT CLINICAL OBSERVATIONS |
| | | | | 33 | 11:54 | P | NO SIGNIFICANT CLINICAL OBSERVATIONS |
| | | | | 34 | 10:15 | P | NO SIGNIFICANT CLINICAL OBSERVATIONS |
| | | | | 40 | 9:31 | P | NO SIGNIFICANT CLINICAL OBSERVATIONS |
| | | | | 41 | 10:00 | P | NO SIGNIFICANT CLINICAL OBSERVATIONS |
| | | | | 47 | 13:32 | P | NO SIGNIFICANT CLINICAL OBSERVATIONS |
| | | | | 48 | 13:01 | P | NO SIGNIFICANT CLINICAL OBSERVATIONS |
| | | | | 54 | 15:14 | P | NO SIGNIFICANT CLINICAL OBSERVATIONS |
| | | | | 55 | 14:30 | P | NO SIGNIFICANT CLINICAL OBSERVATIONS |
| | | | | 61 | 7:55 | P | NO SIGNIFICANT CLINICAL OBSERVATIONS |
| | | | | 62 | 13:06 | P | NO SIGNIFICANT CLINICAL OBSERVATIONS |
| | | | | 68 | 8:53 | P | NO SIGNIFICANT CLINICAL OBSERVATIONS |
| | | | | 69 | 8:36 | P | NO SIGNIFICANT CLINICAL OBSERVATIONS |
| | | | | 76 | 9:49 | P | NO SIGNIFICANT CLINICAL OBSERVATIONS |
| 10510 | F | 50 MG/KG/DAY | BEHAVIOR/CNS | 82 | 12:15 | P | UNKEMPT APPEARANCE |
| 10510 | F | 50 MG/KG/DAY | BODY/INTEGUMENT | 82 | 12:14 | P | THIN |
| | | | | 82 | 12:15 | P | DERMAL ATONIA |
| | | | | 83 | 9:53 | P | DERMAL ATONIA |
| 10510 | F | 50 MG/KG/DAY | CARDIO-PULMONARY | 82 | 12:14 | P | EXTREMITIES PALE |
| | | | | 82 | 12:14 | P | EXTREMITIES COOL TO TOUCH |
| | | | | 82 | 12:14 | P | BODY PALE |
| | | | | 83 | 9:53 | P | EXTREMITIES PALE |
| | | | | 83 | 9:53 | P | EXTREMITIES COOL TO TOUCH |
| 10510 | F | 50 MG/KG/DAY | EYES/EARS/NOSE | 75 | 9:14 | P | DRIED RED MATERIAL AROUND NOSE |
| | | | | 82 | 12:15 | P | DRIED RED MATERIAL AROUND NOSE |
| | | | | 83 | 9:53 | P | DRIED RED MATERIAL AROUND NOSE |
| 10510 | F | 50 MG/KG/DAY | EXCRETA | 82 | 12:14 | P | DEFECATION DECREASED |
| | | | | 83 | 9:52 | P | DEFECATION DECREASED |
| 10510 | F | 50 MG/KG/DAY | BODY/INTEG III | 83 | 9:53 | P | DRIED YELLOW MATERIAL UROGENITAL AREA |

GRADE CODE: 1 - SLIGHT 2 - MODERATE 3 - SEVERE P - PRESENT

STUDY DAYS: 5 THROUGH 84

| ANIMAL | SEX | GROUP | CATEGORY | STUDY DAY | TIME | GRADE | OBSERVATIONS |
|---|---|---|---|---|---|---|---|
| 10516 | F | 50 MG/KG/DAY | NORMAL | 5 | 7:52 | P | NO SIGNIFICANT CLINICAL OBSERVATIONS |
| | | | | 6 | 7:04 | P | NO SIGNIFICANT CLINICAL OBSERVATIONS |
| | | | | 13 | 9:52 | P | NO SIGNIFICANT CLINICAL OBSERVATIONS |
| | | | | 19 | 9:51 | P | NO SIGNIFICANT CLINICAL OBSERVATIONS |
| | | | | 20 | 14:20 | P | NO SIGNIFICANT CLINICAL OBSERVATIONS |
| | | | | 26 | 13:21 | P | NO SIGNIFICANT CLINICAL OBSERVATIONS |
| | | | | 27 | 10:13 | P | NO SIGNIFICANT CLINICAL OBSERVATIONS |
| | | | | 33 | 11:55 | P | NO SIGNIFICANT CLINICAL OBSERVATIONS |
| | | | | 34 | 10:16 | P | NO SIGNIFICANT CLINICAL OBSERVATIONS |
| | | | | 40 | 9:31 | P | NO SIGNIFICANT CLINICAL OBSERVATIONS |
| | | | | 41 | 10:00 | P | NO SIGNIFICANT CLINICAL OBSERVATIONS |
| | | | | 47 | 13:32 | P | NO SIGNIFICANT CLINICAL OBSERVATIONS |
| | | | | 48 | 13:02 | P | NO SIGNIFICANT CLINICAL OBSERVATIONS |
| | | | | 54 | 15:14 | P | NO SIGNIFICANT CLINICAL OBSERVATIONS |
| | | | | 55 | 14:30 | P | NO SIGNIFICANT CLINICAL OBSERVATIONS |
| | | | | 61 | 7:55 | P | NO SIGNIFICANT CLINICAL OBSERVATIONS |
| | | | | 62 | 13:06 | P | NO SIGNIFICANT CLINICAL OBSERVATIONS |
| | | | | 68 | 8:53 | P | NO SIGNIFICANT CLINICAL OBSERVATIONS |
| | | | | 69 | 8:36 | P | NO SIGNIFICANT CLINICAL OBSERVATIONS |
| | | | | 75 | 9:14 | P | NO SIGNIFICANT CLINICAL OBSERVATIONS |
| | | | | 76 | 9:49 | P | NO SIGNIFICANT CLINICAL OBSERVATIONS |
| | | | | 82 | 12:16 | P | NO SIGNIFICANT CLINICAL OBSERVATIONS |
| | | | | 83 | 9:54 | P | NO SIGNIFICANT CLINICAL OBSERVATIONS |
| 10516 | F | 50 MG/KG/DAY | EYES/EARS/NOSE | 12 | 10:33 | P | DRIED RED MATERIAL AROUND NOSE |
| 10517 | F | 50 MG/KG/DAY | NORMAL | 5 | 7:52 | P | NO SIGNIFICANT CLINICAL OBSERVATIONS |
| | | | | 6 | 7:04 | P | NO SIGNIFICANT CLINICAL OBSERVATIONS |
| | | | | 12 | 10:33 | P | NO SIGNIFICANT CLINICAL OBSERVATIONS |
| | | | | 13 | 9:52 | P | NO SIGNIFICANT CLINICAL OBSERVATIONS |
| | | | | 19 | 9:51 | P | NO SIGNIFICANT CLINICAL OBSERVATIONS |

GRADE CODE: 1 - SLIGHT 2 - MODERATE 3 - SEVERE P - PRESENT

STUDY DAYS: 5 THROUGH 84

| ANIMAL | SEX | GROUP | CATEGORY | STUDY DAY | TIME | GRADE | OBSERVATIONS |
|---|---|---|---|---|---|---|---|
| 10517 | F | 50 MG/KG/DAY | NORMAL | 20 | 14:20 | P | NO SIGNIFICANT CLINICAL OBSERVATIONS |
| | | | | 26 | 13:22 | P | NO SIGNIFICANT CLINICAL OBSERVATIONS |
| | | | | 27 | 10:13 | P | NO SIGNIFICANT CLINICAL OBSERVATIONS |
| | | | | 33 | 11:55 | P | NO SIGNIFICANT CLINICAL OBSERVATIONS |
| | | | | 34 | 10:16 | P | NO SIGNIFICANT CLINICAL OBSERVATIONS |
| | | | | 40 | 9:32 | P | NO SIGNIFICANT CLINICAL OBSERVATIONS |
| | | | | 41 | 10:00 | P | NO SIGNIFICANT CLINICAL OBSERVATIONS |
| | | | | 47 | 13:32 | P | NO SIGNIFICANT CLINICAL OBSERVATIONS |
| | | | | 48 | 13:02 | P | NO SIGNIFICANT CLINICAL OBSERVATIONS |
| | | | | 54 | 15:14 | P | NO SIGNIFICANT CLINICAL OBSERVATIONS |
| | | | | 55 | 14:30 | P | NO SIGNIFICANT CLINICAL OBSERVATIONS |
| | | | | 61 | 7:55 | P | NO SIGNIFICANT CLINICAL OBSERVATIONS |
| | | | | 62 | 13:07 | P | NO SIGNIFICANT CLINICAL OBSERVATIONS |
| | | | | 68 | 8:53 | P | NO SIGNIFICANT CLINICAL OBSERVATIONS |
| | | | | 69 | 8:37 | P | NO SIGNIFICANT CLINICAL OBSERVATIONS |
| | | | | 75 | 9:14 | P | NO SIGNIFICANT CLINICAL OBSERVATIONS |
| | | | | 76 | 9:49 | P | NO SIGNIFICANT CLINICAL OBSERVATIONS |
| | | | | 82 | 12:16 | P | NO SIGNIFICANT CLINICAL OBSERVATIONS |
| | | | | 83 | 9:54 | P | NO SIGNIFICANT CLINICAL OBSERVATIONS |
| 10523 | F | 50 MG/KG/DAY | NORMAL | 5 | 7:52 | P | NO SIGNIFICANT CLINICAL OBSERVATIONS |
| | | | | 6 | 7:04 | P | NO SIGNIFICANT CLINICAL OBSERVATIONS |
| | | | | 12 | 10:33 | P | NO SIGNIFICANT CLINICAL OBSERVATIONS |
| | | | | 13 | 9:52 | P | NO SIGNIFICANT CLINICAL OBSERVATIONS |
| | | | | 19 | 9:51 | P | NO SIGNIFICANT CLINICAL OBSERVATIONS |
| | | | | 20 | 14:21 | P | NO SIGNIFICANT CLINICAL OBSERVATIONS |
| | | | | 26 | 13:22 | P | NO SIGNIFICANT CLINICAL OBSERVATIONS |
| | | | | 27 | 10:13 | P | NO SIGNIFICANT CLINICAL OBSERVATIONS |
| | | | | 33 | 11:55 | P | NO SIGNIFICANT CLINICAL OBSERVATIONS |
| | | | | 34 | 10:16 | P | NO SIGNIFICANT CLINICAL OBSERVATIONS |

GRADE CODE: 1 - SLIGHT 2 - MODERATE 3 - SEVERE P - PRESENT

STUDY DAYS: 5 THROUGH 84

| ANIMAL | SEX | GROUP | CATEGORY | STUDY DAY | TIME | GRADE | OBSERVATIONS |
|---|---|---|---|---|---|---|---|
| 10523 | F | 50 MG/KG/DAY | NORMAL | 40 | 9:32 | P | NO SIGNIFICANT CLINICAL OBSERVATIONS |
| | | | | 41 | 10:01 | P | NO SIGNIFICANT CLINICAL OBSERVATIONS |
| 10523 | F | 50 MG/KG/DAY | BODY/INTEGUMENT | 55 | 14:31 | P | THIN |
| 10523 | F | 50 MG/KG/DAY | CARDIO-PULMONARY | 47 | 13:32 | P | EXTREMITIES PALE |
| | | | | 48 | 13:02 | P | EXTREMITIES PALE |
| | | | | 54 | 15:14 | P | EXTREMITIES PALE |
| | | | | 55 | 14:30 | P | EXTREMITIES PALE |
| | | | | 55 | 14:30 | P | BODY PALE |
| 10523 | F | 50 MG/KG/DAY | EXCRETA | 54 | 15:14 | P | DEFECATION DECREASED |
| 10523 | F | 50 MG/KG/DAY | BODY/INTEG III | 55 | 14:31 | P | DRIED YELLOW MATERIAL UROGENITAL AREA |
| 10524 | F | 50 MG/KG/DAY | NORMAL | 19 | 9:51 | P | NO SIGNIFICANT CLINICAL OBSERVATIONS |
| | | | | 20 | 14:21 | P | NO SIGNIFICANT CLINICAL OBSERVATIONS |
| | | | | 26 | 13:22 | P | NO SIGNIFICANT CLINICAL OBSERVATIONS |
| | | | | 27 | 10:13 | P | NO SIGNIFICANT CLINICAL OBSERVATIONS |
| | | | | 33 | 11:55 | P | NO SIGNIFICANT CLINICAL OBSERVATIONS |
| | | | | 34 | 10:17 | P | NO SIGNIFICANT CLINICAL OBSERVATIONS |
| | | | | 40 | 9:32 | P | NO SIGNIFICANT CLINICAL OBSERVATIONS |
| | | | | 41 | 10:01 | P | NO SIGNIFICANT CLINICAL OBSERVATIONS |
| | | | | 47 | 13:32 | P | NO SIGNIFICANT CLINICAL OBSERVATIONS |
| | | | | 48 | 13:02 | P | NO SIGNIFICANT CLINICAL OBSERVATIONS |
| | | | | 54 | 15:15 | P | NO SIGNIFICANT CLINICAL OBSERVATIONS |
| | | | | 55 | 14:31 | P | NO SIGNIFICANT CLINICAL OBSERVATIONS |
| 10524 | F | 50 MG/KG/DAY | BODY/INTEGUMENT | 68 | 8:53 | P | THIN |
| | | | | 69 | 8:37 | P | THIN |
| 10524 | F | 50 MG/KG/DAY | CARDIO-PULMONARY | 61 | 7:57 | P | EXTREMITIES PALE |
| | | | | 62 | 13:08 | P | EXTREMITIES COOL TO TOUCH |
| | | | | 62 | 13:08 | P | EXTREMITIES PALE |
| | | | | 68 | 8:53 | P | EXTREMITIES PALE |
| | | | | 69 | 8:37 | P | EXTREMITIES PALE |

GRADE CODE: 1 - SLIGHT 2 - MODERATE 3 - SEVERE P - PRESENT

STUDY DAYS: 5 THROUGH 84

| ANIMAL | SEX | GROUP | CATEGORY | STUDY DAY | TIME | GRADE | OBSERVATIONS |
|---|---|---|---|---|---|---|---|
| 10524 | F | 50 MG/KG/DAY | EYES/EARS/NOSE | 5 | 7:52 | P | DRIED RED MATERIAL AROUND NOSE |
| | | | | 6 | 7:04 | P | DRIED RED MATERIAL AROUND NOSE |
| | | | | 12 | 10:34 | P | DRIED RED MATERIAL AROUND NOSE |
| | | | | 13 | 9:53 | P | DRIED RED MATERIAL AROUND NOSE |
| | | | | 61 | 7:57 | P | DRIED RED MATERIAL AROUND NOSE |
| | | | | 62 | 13:08 | P | DRIED RED MATERIAL AROUND NOSE |
| 10524 | F | 50 MG/KG/DAY | EXCRETA | 61 | 7:56 | P | FECES SMALLER THAN NORMAL |
| | | | | 61 | 7:57 | P | DEFECATION DECREASED |
| | | | | 68 | 8:53 | P | DEFECATION DECREASED |
| | | | | 69 | 8:37 | P | DEFECATION DECREASED |
| 10524 | F | 50 MG/KG/DAY | BODY/INTEG III | 62 | 13:08 | P | DRIED YELLOW MATERIAL ANOGENITAL AREA |
| | | | | 69 | 8:37 | P | WET YELLOW MATERIAL UROGENITAL AREA |
| 10526 | F | 50 MG/KG/DAY | NORMAL | 5 | 7:52 | P | NO SIGNIFICANT CLINICAL OBSERVATIONS |
| | | | | 6 | 7:05 | P | NO SIGNIFICANT CLINICAL OBSERVATIONS |
| | | | | 12 | 10:34 | P | NO SIGNIFICANT CLINICAL OBSERVATIONS |
| | | | | 13 | 9:53 | P | NO SIGNIFICANT CLINICAL OBSERVATIONS |
| | | | | 19 | 9:51 | P | NO SIGNIFICANT CLINICAL OBSERVATIONS |
| | | | | 20 | 14:22 | P | NO SIGNIFICANT CLINICAL OBSERVATIONS |
| | | | | 26 | 13:22 | P | NO SIGNIFICANT CLINICAL OBSERVATIONS |
| | | | | 27 | 10:13 | P | NO SIGNIFICANT CLINICAL OBSERVATIONS |
| | | | | 33 | 11:55 | P | NO SIGNIFICANT CLINICAL OBSERVATIONS |
| | | | | 34 | 10:17 | P | NO SIGNIFICANT CLINICAL OBSERVATIONS |
| | | | | 40 | 9:32 | P | NO SIGNIFICANT CLINICAL OBSERVATIONS |
| | | | | 41 | 10:01 | P | NO SIGNIFICANT CLINICAL OBSERVATIONS |
| | | | | 47 | 13:32 | P | NO SIGNIFICANT CLINICAL OBSERVATIONS |
| | | | | 48 | 13:03 | P | NO SIGNIFICANT CLINICAL OBSERVATIONS |
| | | | | 54 | 15:15 | P | NO SIGNIFICANT CLINICAL OBSERVATIONS |
| | | | | 55 | 14:32 | P | NO SIGNIFICANT CLINICAL OBSERVATIONS |
| | | | | 61 | 7:58 | P | NO SIGNIFICANT CLINICAL OBSERVATIONS |

GRADE CODE: 1 - SLIGHT 2 - MODERATE 3 - SEVERE P - PRESENT

STUDY DAYS: 5 THROUGH 84

| ANIMAL | SEX | GROUP | CATEGORY | STUDY DAY | TIME | GRADE | OBSERVATIONS |
|---|---|---|---|---|---|---|---|
| 10526 | F | 50 MG/KG/DAY | NORMAL | 62 | 13:08 | P | NO SIGNIFICANT CLINICAL OBSERVATIONS |
| | | | | 68 | 8:53 | P | NO SIGNIFICANT CLINICAL OBSERVATIONS |
| | | | | 69 | 8:37 | P | NO SIGNIFICANT CLINICAL OBSERVATIONS |
| | | | | 75 | 9:14 | P | NO SIGNIFICANT CLINICAL OBSERVATIONS |
| | | | | 76 | 9:49 | P | NO SIGNIFICANT CLINICAL OBSERVATIONS |
| | | | | 82 | 12:17 | P | NO SIGNIFICANT CLINICAL OBSERVATIONS |
| | | | | 83 | 9:54 | P | NO SIGNIFICANT CLINICAL OBSERVATIONS |
| | | | | 84 | 10:14 | P | NO SIGNIFICANT CLINICAL OBSERVATIONS |
| 10527 | F | 50 MG/KG/DAY | NORMAL | 5 | 7:52 | P | NO SIGNIFICANT CLINICAL OBSERVATIONS |
| | | | | 6 | 7:05 | P | NO SIGNIFICANT CLINICAL OBSERVATIONS |
| | | | | 12 | 10:34 | P | NO SIGNIFICANT CLINICAL OBSERVATIONS |
| | | | | 13 | 9:53 | P | NO SIGNIFICANT CLINICAL OBSERVATIONS |
| | | | | 19 | 9:51 | P | NO SIGNIFICANT CLINICAL OBSERVATIONS |
| | | | | 20 | 14:22 | P | NO SIGNIFICANT CLINICAL OBSERVATIONS |
| | | | | 26 | 13:22 | P | NO SIGNIFICANT CLINICAL OBSERVATIONS |
| | | | | 27 | 10:14 | P | NO SIGNIFICANT CLINICAL OBSERVATIONS |
| | | | | 33 | 11:55 | P | NO SIGNIFICANT CLINICAL OBSERVATIONS |
| | | | | 34 | 10:17 | P | NO SIGNIFICANT CLINICAL OBSERVATIONS |
| | | | | 40 | 9:32 | P | NO SIGNIFICANT CLINICAL OBSERVATIONS |
| | | | | 41 | 10:01 | P | NO SIGNIFICANT CLINICAL OBSERVATIONS |
| | | | | 47 | 13:32 | P | NO SIGNIFICANT CLINICAL OBSERVATIONS |
| | | | | 48 | 13:03 | P | NO SIGNIFICANT CLINICAL OBSERVATIONS |
| | | | | 54 | 15:15 | P | NO SIGNIFICANT CLINICAL OBSERVATIONS |
| | | | | 55 | 14:32 | P | NO SIGNIFICANT CLINICAL OBSERVATIONS |
| | | | | 61 | 7:58 | P | NO SIGNIFICANT CLINICAL OBSERVATIONS |
| | | | | 62 | 13:09 | P | NO SIGNIFICANT CLINICAL OBSERVATIONS |
| | | | | 68 | 8:53 | P | NO SIGNIFICANT CLINICAL OBSERVATIONS |
| | | | | 69 | 8:37 | P | NO SIGNIFICANT CLINICAL OBSERVATIONS |
| | | | | 75 | 9:14 | P | NO SIGNIFICANT CLINICAL OBSERVATIONS |

GRADE CODE: 1 - SLIGHT 2 - MODERATE 3 - SEVERE P - PRESENT

STUDY DAYS: 5 THROUGH 84

| ANIMAL | SEX | GROUP | CATEGORY | STUDY DAY | TIME | GRADE | OBSERVATIONS |
|---|---|---|---|---|---|---|---|
| 10527 | F | 50 MG/KG/DAY | NORMAL | 76 | 9:49 | P | NO SIGNIFICANT CLINICAL OBSERVATIONS |
| | | | | 82 | 12:17 | P | NO SIGNIFICANT CLINICAL OBSERVATIONS |
| | | | | 83 | 9:55 | P | NO SIGNIFICANT CLINICAL OBSERVATIONS |
| | | | | 84 | 10:14 | P | NO SIGNIFICANT CLINICAL OBSERVATIONS |
| 10529 | F | 50 MG/KG/DAY | NORMAL | 5 | 7:52 | P | NO SIGNIFICANT CLINICAL OBSERVATIONS |
| | | | | 6 | 7:05 | P | NO SIGNIFICANT CLINICAL OBSERVATIONS |
| | | | | 12 | 10:34 | P | NO SIGNIFICANT CLINICAL OBSERVATIONS |
| | | | | 13 | 9:53 | P | NO SIGNIFICANT CLINICAL OBSERVATIONS |
| | | | | 19 | 9:51 | P | NO SIGNIFICANT CLINICAL OBSERVATIONS |
| | | | | 20 | 14:24 | P | NO SIGNIFICANT CLINICAL OBSERVATIONS |
| | | | | 26 | 13:22 | P | NO SIGNIFICANT CLINICAL OBSERVATIONS |
| | | | | 27 | 10:14 | P | NO SIGNIFICANT CLINICAL OBSERVATIONS |
| | | | | 33 | 11:55 | P | NO SIGNIFICANT CLINICAL OBSERVATIONS |
| | | | | 34 | 10:17 | P | NO SIGNIFICANT CLINICAL OBSERVATIONS |
| | | | | 40 | 9:33 | P | NO SIGNIFICANT CLINICAL OBSERVATIONS |
| | | | | 41 | 10:02 | P | NO SIGNIFICANT CLINICAL OBSERVATIONS |
| | | | | 47 | 13:32 | P | NO SIGNIFICANT CLINICAL OBSERVATIONS |
| | | | | 48 | 13:03 | P | NO SIGNIFICANT CLINICAL OBSERVATIONS |
| | | | | 54 | 15:15 | P | NO SIGNIFICANT CLINICAL OBSERVATIONS |
| | | | | 55 | 14:32 | P | NO SIGNIFICANT CLINICAL OBSERVATIONS |
| | | | | 61 | 7:58 | P | NO SIGNIFICANT CLINICAL OBSERVATIONS |
| | | | | 62 | 13:09 | P | NO SIGNIFICANT CLINICAL OBSERVATIONS |
| | | | | 68 | 8:54 | P | NO SIGNIFICANT CLINICAL OBSERVATIONS |
| | | | | 69 | 8:37 | P | NO SIGNIFICANT CLINICAL OBSERVATIONS |
| | | | | 75 | 9:14 | P | NO SIGNIFICANT CLINICAL OBSERVATIONS |
| | | | | 76 | 9:49 | P | NO SIGNIFICANT CLINICAL OBSERVATIONS |
| | | | | 82 | 12:18 | P | NO SIGNIFICANT CLINICAL OBSERVATIONS |
| | | | | 83 | 9:55 | P | NO SIGNIFICANT CLINICAL OBSERVATIONS |
| | | | | 84 | 10:14 | P | NO SIGNIFICANT CLINICAL OBSERVATIONS |

GRADE CODE: 1 - SLIGHT 2 - MODERATE 3 - SEVERE P - PRESENT

TABLE A5

PROJECT NO.:WIL-402023 A 90-DAY DERMAL STUDY UTILIZING CLARIFIED OILS IN RATS 

SPONSOR:AMERICAN PETROLEUM INDIVIDUAL DERMAL OBSERVATIONS

GROUP : UNTREATED ANIMAL NO. / SEX

| STUDY DAY | 10419/M | 10430/M | 10437/M | 10444/M | 10445/M | 10447/M | 10456/M | 10460/M | 10462/M | 10477/M |
|---|---|---|---|---|---|---|---|---|---|---|
| | ERYTHEMA+/EDEMA+/OTHER FINDINGS | | | | | | | | | |
| 4 | SNR | SNR | SNR | SNR | SNR | SNR | SNR | SNR | SNR | SNR |
| 11 | SNR | SNR | SNR | SNR | SNR | SNR | SNR | SNR | SNR | SNR |
| 18 | SNR | SNR | SNR | SNR | SNR | SNR | SNR | SNR | SNR | SNR |
| 25 | SNR | SNR | SNR | SNR | SNR | SNR | SNR | SNR | SNR | SNR |
| 32 | SNR | SNR | SNR | SNR | SNR | SNR | SNR | SNR | SNR | SNR |
| 39 | SNR | SNR | SNR | SNR | SNR | SNR | SNR | SNR | SNR | SNR |
| 46 | SNR | SNR | SNR | SNR | SNR | SNR | SNR | SNR | SNR | SNR |
| 53 | SNR | SNR | SNR | SNR | SNR | SNR | SNR | SNR | SNR | SNR |
| 60 | SNR | SNR | SNR | SNR | SNR | SNR | SNR | SNR | SNR | SNR |
| 67 | SNR | SNR | SNR | SNR | SNR | SNR | SNR | SNR | SNR | SNR |
| 74 | SNR | SNR | SNR | SNR | SNR | SNR | SNR | SNR | SNR | SNR |
| 81 | SNR | SNR | SNR | SNR | SNR | SNR | SNR | SNR | SNR | SNR |
| 88 | SNR | SNR | SNR | SNR | SNR | NA | NA | NA | NA | NA |
| 89 | DEAD | DEAD | DEAD | DEAD | DEAD | SNR | SNR | SNR | SNR | SNR |

+ = REFER TO DRAIZE SCALE FOR DERMAL SCORING CRITERIA
SEX CODE: M = MALE F = FEMALE
SNR = SCORED, NOT REMARKABLE
NA = NOT APPLICABLE

TABLE A5

PROJECT NO.:WIL-402023 A 90-DAY DERMAL STUDY UTILIZING CLARIFIED OILS IN RATS 

SPONSOR:AMERICAN PETROLEUM INDIVIDUAL DERMAL OBSERVATIONS

GROUP : 0 MG/KG/DAY ANIMAL NO. / SEX

| STUDY DAY | 10420/M | 10432/M | 10438/M | 10443/M | 10457/M | 10459/M | 10467/M | 10469/M | 10475/M | 10476/M |
|---|---|---|---|---|---|---|---|---|---|---|
| | ERYTHEMA+/EDEMA+/OTHER FINDINGS | | | | | | | | | |
| 4 | SNR | SNR | SNR | SNR | SNR | SNR | SNR | SNR | SNR | SNR |
| 11 | SNR | SNR | SNR | SNR | SNR | SNR | SNR | SNR | SNR | SNR |
| 18 | SNR | SNR | SNR | SNR | SNR | SNR | SNR | SNR | SNR | SNR |
| 25 | SNR | SNR | SNR | SNR | SNR | SNR | SNR | SNR | SNR | SNR |
| 32 | SNR | SNR | SNR | SNR | SNR | SNR | SNR | SNR | SNR | SNR |
| 39 | SNR | SNR | SNR | SNR | SNR | SNR | SNR | SNR | SNR | SNR |
| 46 | SNR | SNR | SNR | SNR | SNR | SNR | SNR | SNR | SNR | SNR |
| 53 | SNR | SNR | SNR | SNR | SNR | SNR | SNR | SNR | SNR | SNR |
| 60 | SNR | SNR | SNR | SNR | SNR | SNR | SNR | SNR | SNR | SNR |
| 67 | SNR | SNR | SNR | SNR | SNR | SNR | SNR | SNR | SNR | SNR |
| 74 | SNR | SNR | SNR | SNR | SNR | SNR | SNR | SNR | SNR | SNR |
| 81 | SNR | SNR | SNR | SNR | SNR | SNR | SNR | SNR | SNR | SNR |
| 88 | SNR | SNR | SNR | SNR | SNR | NA | NA | NA | NA | NA |
| 89 | DEAD | DEAD | DEAD | DEAD | DEAD | SNR | SNR | SNR | SNR | SNR |

+ = REFER TO DRAIZE SCALE FOR DERMAL SCORING CRITERIA
SEX CODE: M = MALE F = FEMALE
SNR = SCORED, NOT REMARKABLE
NA = NOT APPLICABLE

TABLE A5

PROJECT NO.:WIL-402023 A 90-DAY DERMAL STUDY UTILIZING CLARIFIED OILS IN RATS 

SPONSOR:AMERICAN PETROLEUM INDIVIDUAL DERMAL OBSERVATIONS

GROUP : 5 MG/KG/DAY ANIMAL NO. / SEX

| STUDY DAY | 10425/M | 10426/M | 10435/M | 10436/M | 10446/M | 10449/M | 10453/M | 10465/M | 10470/M | 10474/M |
|---|---|---|---|---|---|---|---|---|---|---|
| | ERYTHEMA+/EDEMA+/OTHER FINDINGS | | | | | | | | | |
| 4 | 0/0/h | 0/0/h | 0/0/h | 0/0/h | 0/0/h | 0/0/h | 0/0/h | 0/0/h | 0/0/h | 0/0/h |
| 11 | 0/0/h | 0/0/h | 0/0/h | 0/0/h | 0/0/h | 0/0/h | 0/0/h | 0/0/h | 0/0/h | 0/0/h |
| 18 | 0/0/h | 0/0/h | 0/0/h | 0/0/h | 0/0/h | 0/0/h | 0/0/h | 0/0/h | 0/0/h | 0/0/h |
| 25 | 0/0/h | 0/0/h | 0/0/h | 0/0/h | 0/0/h | 0/0/h | 0/0/h | 0/0/h | 0/0/h | 0/0/h |
| 32 | 0/0/h | 0/0/h | 0/0/h | 0/0/h | 0/0/h | 0/0/h | 0/0/h | 0/0/h | 0/0/h | 0/0/h |
| 39 | 0/0/h | 0/0/h | 0/0/h | 0/0/h | 0/0/h | 0/0/h | 0/0/h | 0/0/h | 0/0/h | 0/0/h |
| 46 | 0/0/h | 0/0/h | SNR | 0/0/h | SNR | 0/0/h | 0/0/h | 0/0/h | 1/0/h | 0/0/h |
| 53 | SNR | 0/0/h | SNR | 0/0/h | SNR | SNR | SNR | SNR | SNR | SNR |
| 60 | SNR | 0/0/h | 0/0/h | 0/0/h | 0/0/h | 0/0/h | 0/0/h | SNR | 0/0/h | 0/0/h |
| 67 | SNR | SNR | SNR | SNR | SNR | 0/0/h | SNR | SNR | SNR | SNR |
| 74 | 0/0/h | 0/0/h | 0/0/h | 0/0/h | 0/0/h | 0/0/h | 0/0/h | 0/0/h | 0/0/h | 0/0/h |
| 81 | 0/0/h | 0/0/h | 0/0/h | 0/0/h | 0/0/h | 0/0/h | 0/0/h | 0/0/h | 0/0/h | 0/0/h |
| 88 | 0/0/h | 0/0/h | 0/0/h | 0/0/h | 0/0/h | NA | NA | NA | NA | NA |
| 89 | DEAD | DEAD | DEAD | DEAD | DEAD | 0/0/h | 0/0/h | 0/0/h | 0/0/h | 0/0/h |

+ = REFER TO DRAIZE SCALE FOR DERMAL SCORING CRITERIA
SEX CODE: M = MALE F = FEMALE
SNR = SCORED, NOT REMARKABLE
h = RESIDUAL TEST ARTICLE WITHIN DOSE SITE
NA = NOT APPLICABLE

TABLE A5

PROJECT NO.:WIL-402023 A 90-DAY DERMAL STUDY UTILIZING CLARIFIED OILS IN RATS 

SPONSOR:AMERICAN PETROLEUM INDIVIDUAL DERMAL OBSERVATIONS

GROUP : 25 MG/KG/DAY ANIMAL NO. / SEX

| STUDY DAY | 10429/M | 10441/M | 10442/M | 10455/M | 10458/M | 10463/M | 10464/M | 10466/M | 10471/M | 10473/M |
|---|---|---|---|---|---|---|---|---|---|---|
| | ERYTHEMA+/EDEMA+/OTHER FINDINGS | | | | | | | | | |
| 4 | 0/0/h | 0/0/h | 0/0/h | 0/0/h | 0/0/h | 0/0/h | 0/0/h | 0/0/h | 0/0/h | 0/0/h |
| 11 | 0/0/h | 0/0/h | 0/0/h | 0/0/h | 0/0/h | 0/0/h | 0/0/h | 0/0/h | 0/0/h | 0/0/h |
| 18 | 0/0/h | 0/0/h | 0/0/h | 0/0/h | 0/0/h | 0/0/h | 0/0/h | 0/0/h | 0/0/h | 0/0/h |
| 25 | 0/0/h | 0/0/h | 0/0/h | 0/0/h | 0/0/h | 0/0/h | 0/0/h | 0/0/h | 0/0/h | 0/0/h |
| 32 | 0/0/h | 0/0/h | 0/0/h | 0/0/h | 0/0/h | 0/0/h | 0/0/h | 0/0/h | 0/0/h | 0/0/h |
| 39 | 0/0/h | 0/0/h | 0/0/h | 0/0/h | 0/0/h | 0/0/h | 0/0/h | 0/0/h | 0/0/h | 0/0/h |
| 46 | 0/0/h | 0/0/h | 0/0/h | 0/0/h | 0/0/h | 0/0/h | 0/0/h | 0/0/h | 0/0/h | 0/0/h |
| 53 | 0/0/h | 0/0/h | 0/0/h | 0/0/h | 0/0/h | 0/0/h | 0/0/h | 0/0/h | 0/0/h | 0/0/h |
| 60 | 0/0/h | 0/0/h | 0/0/h | 0/0/h | 0/0/h | 0/0/h | 0/0/h | 0/0/h | 0/0/h | 0/0/h |
| 67 | 0/0/h | 0/0/h | 0/0/h | 0/0/h | 0/0/h | 0/0/h | 0/0/h | 0/0/h | 0/0/h | 0/0/h |
| 74 | 0/0/h | 0/0/h | 0/0/h | 0/0/h | 0/0/h | 0/0/h | 0/0/h | 0/0/h | 0/0/h | 0/0/h |
| 81 | 0/0/h | 0/0/h | 0/0/h | 0/0/h | 0/0/h | 0/0/h | 0/0/h | 0/0/h | 0/0/h | 0/0/h |
| 88 | 0/0/h | 0/0/h | 0/0/h | 0/0/h | 0/0/h | NA | NA | NA | NA | NA |
| 89 | DEAD | DEAD | DEAD | DEAD | DEAD | 0/0/h | 0/0/h | 0/0/h | 0/0/h | 0/0/h |

+ = REFER TO DRAIZE SCALE FOR DERMAL SCORING CRITERIA
SEX CODE: M = MALE F = FEMALE
SNR = SCORED, NOT REMARKABLE
h = RESIDUAL TEST ARTICLE WITHIN DOSE SITE
NA = NOT APPLICABLE

TABLE A5

PROJECT NO.:WIL-402023 A 90-DAY DERMAL STUDY UTILIZING CLARIFIED OILS IN RATS 

SPONSOR:AMERICAN PETROLEUM INDIVIDUAL DERMAL OBSERVATIONS

GROUP : 50 MG/KG/DAY ANIMAL NO. / SEX

| STUDY DAY | 10424/M | 10427/M | 10433/M | 10439/M | 10440/M | 10448/M | 10450/M | 10451/M | 10452/M | 10472/M |
|---|---|---|---|---|---|---|---|---|---|---|
| | ERYTHEMA+/EDEMA+/OTHER FINDINGS | | | | | | | | | |
| 4 | 0/0/h | 0/0/h | 0/0/h | 0/0/h | 0/0/h | 0/0/h | 0/0/h | 0/0/h | 0/0/h | 0/0/h |
| 11 | 0/0/h | 0/0/h | 0/0/h | 0/0/h | 0/0/h | 0/0/h | 0/0/h | 0/0/h | 0/0/h | 0/0/h |
| 18 | 0/0/h | 0/0/h | 0/0/h | 0/0/h | 0/0/h | 0/0/h | 0/0/h | 0/0/h | 0/0/h | 0/0/h |
| 25 | 0/0/h | 0/0/h | 0/0/h | 0/0/h | 0/0/h | 0/0/h | 0/0/h | 0/0/h | 0/0/h | 0/0/h |
| 32 | 0/0/h | 0/0/h | 0/0/h | 0/0/h | 0/0/h | 0/0/h | 0/0/h | 0/0/h | 0/0/h | 0/0/h |
| 39 | 0/0/h | 0/0/h | 0/0/h | 0/0/h | 0/0/h | 0/0/h | 0/0/h | 0/0/h | 0/0/h | 0/0/h |
| 46 | 0/0/h | 0/0/h | 0/0/h | 0/0/h | 0/0/h | 0/0/h | 0/0/h | 0/0/h | 0/0/h | 0/0/h |
| 52 | NA | NA | NA | NA | NA | NA | NA | 0/0/h | 0/0/h | NA |
| 53 | 0/0/h | 0/0/h | 0/0/h | 0/0/h | 0/0/h | 0/0/h | 0/0/h | DEAD | DEAD | 0/0/h |
| 60 | 0/0/h | 0/0/h | 0/0/h | 0/0/h | 0/0/h | 0/0/h | 0/0/h | | | 0/0/h |
| 67 | 0/0/h | 0/0/h | 0/0/h | 0/0/h | 0/0/h | 0/0/h | 0/0/h | | | 0/0/h |
| 70 | NA | NA | DEAD | NA | NA | NA | NA | | | NA |
| 74 | 0/0/h | 0/0/h | | 0/0/h | 0/0/h | 0/0/h | 0/0/h | | | 0/0/h |
| 77 | NA | 0/0/h | | NA | NA | DEAD | NA | | | NA |
| 81 | 0/0/h | DEAD | | 0/0/h | 0/0/h | | 0/0/h | | | 0/0/h |
| 88 | 0/0/h | | | 0/0/h | 0/0/h | | NA | | | NA |
| 89 | DEAD | | | DEAD | DEAD | | 0/0/h | | | 0/0/h |

+ = REFER TO DRAIZE SCALE FOR DERMAL SCORING CRITERIA
SEX CODE: M = MALE F = FEMALE
SNR = SCORED, NOT REMARKABLE
h = RESIDUAL TEST ARTICLE WITHIN DOSE SITE
NA = NOT APPLICABLE

TABLE A5

PROJECT NO.:WIL-402023 A 90-DAY DERMAL STUDY UTILIZING CLARIFIED OILS IN RATS 

SPONSOR:AMERICAN PETROLEUM INDIVIDUAL DERMAL OBSERVATIONS

GROUP : UNTREATED ANIMAL NO. / SEX

| STUDY DAY | 10486/F | 10491/F | 10494/F | 10495/F | 10496/F | 10499/F | 10511/F | 10512/F | 10514/F | 10536/F |
|---|---|---|---|---|---|---|---|---|---|---|
| | ERYTHEMA+/EDEMA+/OTHER FINDINGS | | | | | | | | | |
| 4 | SNR | SNR | SNR | SNR | SNR | SNR | SNR | SNR | SNR | SNR |
| 11 | SNR | SNR | SNR | SNR | SNR | SNR | SNR | SNR | SNR | SNR |
| 18 | SNR | SNR | SNR | SNR | SNR | SNR | SNR | SNR | SNR | SNR |
| 25 | SNR | SNR | SNR | SNR | SNR | SNR | SNR | SNR | SNR | SNR |
| 32 | SNR | SNR | SNR | SNR | SNR | SNR | SNR | SNR | SNR | SNR |
| 39 | SNR | SNR | SNR | SNR | SNR | SNR | SNR | SNR | SNR | SNR |
| 46 | SNR | SNR | SNR | SNR | SNR | SNR | SNR | SNR | SNR | SNR |
| 53 | SNR | SNR | SNR | SNR | SNR | SNR | SNR | SNR | SNR | SNR |
| 60 | SNR | SNR | SNR | SNR | SNR | SNR | SNR | SNR | SNR | SNR |
| 67 | SNR | SNR | SNR | SNR | SNR | SNR | SNR | SNR | SNR | SNR |
| 74 | SNR | SNR | SNR | SNR | SNR | SNR | SNR | SNR | SNR | SNR |
| 81 | SNR | SNR | SNR | SNR | SNR | SNR | SNR | SNR | SNR | SNR |
| 88 | SNR | SNR | SNR | SNR | SNR | NA | NA | NA | NA | NA |
| 89 | DEAD | DEAD | DEAD | DEAD | DEAD | SNR | SNR | SNR | SNR | SNR |

+ = REFER TO DRAIZE SCALE FOR DERMAL SCORING CRITERIA
SEX CODE: M = MALE F = FEMALE
SNR = SCORED, NOT REMARKABLE
NA = NOT APPLICABLE

TABLE A5

PROJECT NO.:WIL-402023 A 90-DAY DERMAL STUDY UTILIZING CLARIFIED OILS IN RATS 

SPONSOR:AMERICAN PETROLEUM INDIVIDUAL DERMAL OBSERVATIONS

GROUP : 0 MG/KG/DAY ANIMAL NO. / SEX

| STUDY DAY | 10481/F | 10505/F | 10489/F | 10502/F | 10519/F | 10478/F | 10530/F | 10534/F | 10535/F | 10537/F |
|---|---|---|---|---|---|---|---|---|---|---|
| | ERYTHEMA+/EDEMA+/OTHER FINDINGS | | | | | | | | | |
| 4 | SNR | 0/0/d | SNR | SNR | SNR | SNR | SNR | SNR | SNR | SNR |
| 11 | SNR | SNR | SNR | SNR | SNR | SNR | SNR | SNR | SNR | 0/0/d |
| 18 | SNR | SNR | SNR | SNR | SNR | SNR | SNR | SNR | SNR | SNR |
| 25 | SNR | SNR | SNR | SNR | SNR | SNR | SNR | SNR | SNR | SNR |
| 32 | SNR | SNR | SNR | SNR | SNR | SNR | SNR | SNR | SNR | SNR |
| 39 | SNR | SNR | SNR | SNR | SNR | SNR | SNR | SNR | SNR | SNR |
| 46 | SNR | SNR | SNR | SNR | SNR | SNR | SNR | SNR | SNR | SNR |
| 53 | SNR | SNR | SNR | SNR | SNR | SNR | SNR | SNR | SNR | SNR |
| 60 | SNR | SNR | SNR | SNR | SNR | SNR | SNR | SNR | SNR | SNR |
| 67 | SNR | SNR | SNR | SNR | SNR | SNR | SNR | SNR | SNR | SNR |
| 74 | SNR | SNR | SNR | SNR | SNR | SNR | SNR | SNR | SNR | SNR |
| 81 | SNR | SNR | SNR | SNR | SNR | SNR | SNR | SNR | SNR | SNR |
| 88 | SNR | SNR | SNR | 0/0/d | SNR | NA | NA | NA | NA | NA |
| 89 | DEAD | DEAD | DEAD | DEAD | DEAD | SNR | SNR | SNR | SNR | SNR |

+ = REFER TO DRAIZE SCALE FOR DERMAL SCORING CRITERIA
SEX CODE: M = MALE F = FEMALE
d = DESQUAMATION, SNR = SCORED, NOT REMARKABLE
NA = NOT APPLICABLE

TABLE A5

PROJECT NO.:WIL-402023 A 90-DAY DERMAL STUDY UTILIZING CLARIFIED OILS IN RATS 

SPONSOR:AMERICAN PETROLEUM INDIVIDUAL DERMAL OBSERVATIONS

GROUP : 5 MG/KG/DAY ANIMAL NO. / SEX

| STUDY DAY | 10479/F | 10482/F | 10490/F | 10501/F | 10508/F | 10513/F | 10520/F | 10521/F | 10531/F | 10532/F |
|---|---|---|---|---|---|---|---|---|---|---|
| | ERYTHEMA+/EDEMA+/OTHER FINDINGS | | | | | | | | | |
| 4 | 0/0/h | 0/0/h | 0/0/h | 0/0/h | 0/0/h | 0/0/dh | 0/0/h | 0/0/h | 0/0/h | 0/0/h |
| 11 | 0/0/h | 0/0/h | 0/0/h | 0/0/h | 0/0/h | 0/0/h | 0/0/h | 0/0/h | 0/0/h | 0/0/h |
| 18 | 0/0/h | 0/0/h | 0/0/h | 0/0/h | 0/0/h | 0/0/h | 0/0/h | 0/0/h | 0/0/h | 0/0/h |
| 25 | 0/0/h | 0/0/h | 0/0/h | 0/0/h | 0/0/h | 0/0/h | 0/0/h | 0/0/h | 0/0/h | 0/0/h |
| 32 | 0/0/h | 0/0/h | 0/0/h | 0/0/h | 0/0/h | 0/0/h | 0/0/h | 0/0/h | 0/0/h | 0/0/h |
| 39 | 0/0/h | 0/0/h | 0/0/h | 1/0/h | 0/0/h | 0/0/h | 0/0/h | 0/0/h | 0/0/h | 0/0/h |
| 46 | 1/0/h | 0/0/h | 0/0/h | 0/0/h | 0/0/h | 0/0/h | 0/0/h | 0/0/h | 0/0/h | 0/0/h |
| 53 | 0/0/h | SNR | 0/0/hi | 0/0/h | 0/0/h | 0/0/h | 0/0/h | 0/0/h | 0/0/h | 0/0/h |
| 60 | 0/0/h | 0/0/h | 0/0/h | 0/0/h | 0/0/h | 0/0/h | 0/0/h | 0/0/h | 0/0/h | 0/0/h |
| 67 | 0/0/h | 0/0/h | 0/0/h | 0/0/h | 0/0/h | 0/0/h | 0/0/h | 0/0/h | 0/0/h | 0/0/h |
| 74 | 0/0/jh | 0/0/h | 1/0/h | 0/0/h | 0/0/h | 0/0/h | 0/0/h | 0/0/h | 0/0/h | 0/0/h |
| 81 | 0/0/h | 0/0/h | 0/0/h | 0/0/h | 0/0/h | 0/0/h | 0/0/h | 0/0/h | 0/0/h | 0/0/h |
| 88 | 0/0/h | 0/0/h | 0/0/h | 0/0/h | 0/0/h | NA | NA | NA | NA | NA |
| 89 | DEAD | DEAD | DEAD | DEAD | DEAD | 0/0/h | 0/0/h | 0/0/h | 0/0/h | 0/0/h |

+ = REFER TO DRAIZE SCALE FOR DERMAL SCORING CRITERIA
SEX CODE: M = MALE F = FEMALE
d = DESQUAMATION, SNR = SCORED, NOT REMARKABLE
h = RESIDUAL TEST ARTICLE WITHIN DOSE SITE , i = SCABBING WITHIN DOSE SITE , j = PINPOINT SCABBING
NA = NOT APPLICABLE

TABLE A5

PROJECT NO.:WIL-402023 A 90-DAY DERMAL STUDY UTILIZING CLARIFIED OILS IN RATS 

SPONSOR:AMERICAN PETROLEUM INDIVIDUAL DERMAL OBSERVATIONS

GROUP : 25 MG/KG/DAY ANIMAL NO. / SEX

| STUDY DAY | 10485/F | 10492/F | 10497/F | 10498/F | 10500/F | 10504/F | 10506/F | 10507/F | 10509/F | 10515/F |
|---|---|---|---|---|---|---|---|---|---|---|
| | ERYTHEMA+/EDEMA+/OTHER FINDINGS | | | | | | | | | |
| 4 | 0/0/h | 0/0/h | 0/0/h | 0/0/h | 0/0/h | 0/0/h | 0/0/h | 0/0/h | 0/0/h | 0/0/h |
| 11 | 0/0/h | 0/0/h | 0/0/h | 0/0/h | 0/0/h | 0/0/h | 0/0/h | 0/0/h | 0/0/h | 0/0/h |
| 18 | 0/0/h | 0/0/h | 0/0/h | 0/0/h | 0/0/h | 0/0/h | 0/0/h | 0/0/h | 0/0/h | 0/0/h |
| 25 | 0/0/h | 0/0/h | 0/0/h | 0/0/h | 0/0/h | 0/0/h | 0/0/h | 0/0/h | 0/0/h | 0/0/h |
| 32 | 0/0/h | 0/0/h | 0/0/h | 0/0/h | 0/0/h | 0/0/h | 0/0/h | 0/0/h | 0/0/h | 0/0/h |
| 39 | 0/0/h | 0/0/h | 0/0/h | 0/0/h | 0/0/h | 0/0/h | 0/0/h | 0/0/h | 0/0/h | 0/0/h |
| 46 | 0/0/h | 0/0/h | 0/0/h | 0/0/h | 0/0/hi | 0/0/h | 0/0/h | 0/0/h | 0/0/h | 0/0/h |
| 53 | 0/0/h | 0/0/h | 0/0/h | 0/0/h | 0/0/h | 0/0/h | 0/0/h | 0/0/h | 0/0/h | 0/0/h |
| 59 | NA | NA | NA | NA | NA | NA | NA | 0/0/h | NA | NA |
| 60 | 0/0/h | 0/0/h | 0/0/h | 0/0/h | 0/0/h | 0/0/h | 0/0/h | DEAD | 0/0/h | 0/0/h |
| 67 | 0/0/h | 0/0/h | 0/0/h | 0/0/h | 0/0/h | 0/0/h | 0/0/h | | 0/0/h | 0/0/h |
| 74 | 0/0/h | 0/0/h | 0/0/h | 0/0/h | 1/0/jh | 0/0/h | 0/0/h | | 0/0/h | 0/0/h |
| 81 | 0/0/h | 0/0/h | 0/0/h | 0/0/h | 1/0/h | 0/0/h | 0/0/h | | 0/0/h | 0/0/h |
| 88 | 0/0/h | 0/0/h | 0/0/h | 0/0/h | 0/0/h | NA | NA | | NA | NA |
| 89 | DEAD | DEAD | DEAD | DEAD | DEAD | 0/0/h | 0/0/h | | 0/0/h | 0/0/h |

+ = REFER TO DRAIZE SCALE FOR DERMAL SCORING CRITERIA
SEX CODE: M = MALE F = FEMALE
d = DESQUAMATION, SNR = SCORED, NOT REMARKABLE
h = RESIDUAL TEST ARTICLE WITHIN DOSE SITE , i = SCABBING WITHIN DOSE SITE , j = PINPOINT SCABBING
NA = NOT APPLICABLE

TABLE A5

PROJECT NO.:WIL-402023 A 90-DAY DERMAL STUDY UTILIZING CLARIFIED OILS IN RATS 

SPONSOR:AMERICAN PETROLEUM INDIVIDUAL DERMAL OBSERVATIONS

GROUP : 50 MG/KG/DAY ANIMAL NO. / SEX

| STUDY DAY | 10484/F | 10503/F | 10510/F | 10516/F | 10517/F | 10523/F | 10524/F | 10526/F | 10527/F | 10529/F |
|---|---|---|---|---|---|---|---|---|---|---|
| | ERYTHEMA+/EDEMA+/OTHER FINDINGS | | | | | | | | | |
| 4 | 0/0/h | 0/0/h | 0/0/h | 0/0/h | 0/0/h | 0/0/h | 0/0/h | 0/0/h | 0/0/h | 0/0/h |
| 11 | 0/0/h | 0/0/h | 0/0/h | 0/0/h | 0/0/h | 0/0/h | 0/0/h | 0/0/h | 0/0/h | 0/0/h |
| 18 | 0/0/h | 0/0/h | 0/0/h | 0/0/h | 0/0/h | 0/0/h | 0/0/h | 0/0/h | 0/0/h | 0/0/h |
| 25 | 0/0/h | 0/0/h | 0/0/h | 0/0/h | 0/0/h | 0/0/h | 0/0/h | 0/0/h | 0/0/h | 0/0/h |
| 32 | 0/0/h | 0/0/h | 0/0/h | 0/0/h | 0/0/h | 0/0/h | 0/0/h | 0/0/h | 0/0/h | 0/0/h |
| 39 | 0/0/h | 0/0/h | 0/0/h | 0/0/h | 0/0/h | 0/0/h | 0/0/h | 0/0/h | 0/0/h | 0/0/h |
| 46 | 0/0/h | 0/0/h | 0/0/h | 0/0/h | 0/0/h | 0/0/h | 0/0/h | 0/0/h | 0/0/h | 0/0/h |
| 53 | 0/0/h | 0/0/h | 0/0/h | 0/0/h | 0/0/h | 0/0/h | 0/0/h | 0/0/h | 0/0/h | 0/0/h |
| 57 | NA | NA | NA | NA | NA | 0/0/h | NA | NA | NA | NA |
| 59 | NA | NA | NA | NA | NA | DEAD | NA | NA | NA | NA |
| 60 | 0/0/h | 0/0/h | 0/0/h | 0/0/h | 0/0/h | | 0/0/h | 0/0/h | 0/0/h | 0/0/h |
| 67 | 0/0/h | 0/0/h | 0/0/h | 0/0/h | 0/0/h | | 0/0/h | 0/0/h | 0/0/h | 0/0/h |
| 70 | NA | NA | NA | NA | NA | | SNR | NA | NA | NA |
| 74 | 0/0/h | 0/0/h | 0/0/h | 0/0/h | 0/0/h | | DEAD | 0/0/h | 0/0/h | 0/0/h |
| 81 | 0/0/h | 0/0/h | 0/0/h | 0/0/h | 0/0/h | | | 0/0/h | 0/0/h | 0/0/h |
| 86 | NA | NA | 0/0/h | NA | NA | | | NA | NA | NA |
| 88 | 0/0/h | 0/0/h | DEAD | 0/0/h | 0/0/h | | | NA | NA | NA |
| 89 | DEAD | DEAD | | DEAD | DEAD | | | 0/0/h | 0/0/h | 0/0/h |

+ = REFER TO DRAIZE SCALE FOR DERMAL SCORING CRITERIA
SEX CODE: M = MALE F = FEMALE
d = DESQUAMATION, SNR = SCORED, NOT REMARKABLE
h = RESIDUAL TEST ARTICLE WITHIN DOSE SITE
NA = NOT APPLICABLE

PIDERv3.13
11/04/2011

TABLE A6

PROJECT NO.:WIL-402023 A 90-DAY DERMAL STUDY UTILIZING CLARIFIED OILS IN RATS 

SPONSOR:AMERICAN PETROLEUM INDIVIDUAL BODY WEIGHTS [G]

MALE GROUP: UNTREATED

| WEEK | -2 | -1 | 0 | 1 | 2 | 3 | 4 | 5 |
|---|---|---|---|---|---|---|---|---|
| ANIMAL | | | | | | | | |
| 10419 | 190. | 263. | 292. | 316. | 343. | 364. | 389. | 407. |
| 10430 | 161. | 224. | 269. | 313. | 343. | 383. | 419. | 439. |
| 10437 | 192. | 240. | 275. | 311. | 338. | 354. | 372. | 396. |
| 10444 | 172. | 226. | 259. | 286. | 305. | 335. | 362. | 374. |
| 10445 | 181. | 232. | 267. | 300. | 328. | 353. | 376. | 395. |
| 10447 | 166. | 217. | 262. | 303. | 340. | 381. | 412. | 435. |
| 10456 | 175. | 243. | 283. | 324. | 349. | 394. | 429. | 452. |
| 10460 | 175. | 233. | 268. | 303. | 328. | 353. | 374. | 387. |
| 10462 | 176. | 244. | 278. | 321. | 353. | 384. | 412. | 429. |
| 10477 | 185. | 253. | 296. | 321. | 352. | 388. | 418. | 438. |
| MEAN | 177. | 238. | 275. | 310. | 338. | 369. | 396. | 415. |
| S.D. | 9.9 | 14.0 | 12.4 | 11.8 | 14.5 | 19.6 | 24.2 | 26.6 |
| S.E. | 3.1 | 4.4 | 3.9 | 3.7 | 4.6 | 6.2 | 7.7 | 8.4 |
| N | 10 | 10 | 10 | 10 | 10 | 10 | 10 | 10 |

TABLE A6

PROJECT NO.:WIL-402023 A 90-DAY DERMAL STUDY UTILIZING CLARIFIED OILS IN RATS 

SPONSOR:AMERICAN PETROLEUM INDIVIDUAL BODY WEIGHTS [G]

MALE GROUP: 0 MG/KG/DAY

| WEEK | -2 | -1 | 0 | 1 | 2 | 3 | 4 | 5 |
|---|---|---|---|---|---|---|---|---|
| ANIMAL | | | | | | | | |
| 10420 | 164. | 226. | 262. | 300. | 320. | 354. | 366. | 385. |
| 10432 | 162. | 224. | 259. | 287. | 309. | 345. | 375. | 396. |
| 10438 | 187. | 253. | 303. | 339. | 365. | 405. | 439. | 453. |
| 10443 | 189. | 242. | 284. | 305. | 326. | 350. | 379. | 392. |
| 10457 | 183. | 238. | 277. | 295. | 320. | 346. | 364. | 388. |
| 10459 | 183. | 258. | 289. | 323. | 337. | 362. | 390. | 413. |
| 10467 | 193. | 266. | 307. | 343. | 379. | 420. | 453. | 474. |
| 10469 | 171. | 231. | 271. | 308. | 332. | 369. | 394. | 421. |
| 10475 | 167. | 217. | 262. | 306. | 339. | 373. | 405. | 424. |
| 10476 | 164. | 233. | 269. | 311. | 339. | 362. | 386. | 407. |
| MEAN | 176. | 239. | 278. | 312. | 337. | 369. | 395. | 415. |
| S.D. | 11.9 | 15.9 | 17.1 | 18.2 | 21.2 | 25.2 | 29.7 | 29.1 |
| S.E. | 3.8 | 5.0 | 5.4 | 5.7 | 6.7 | 8.0 | 9.4 | 9.2 |
| N | 10 | 10 | 10 | 10 | 10 | 10 | 10 | 10 |

TABLE A6

PROJECT NO.:WIL-402023 A 90-DAY DERMAL STUDY UTILIZING CLARIFIED OILS IN RATS 

SPONSOR:AMERICAN PETROLEUM INDIVIDUAL BODY WEIGHTS [G]

MALE GROUP: 5 MG/KG/DAY

| WEEK | -2 | -1 | 0 | 1 | 2 | 3 | 4 | 5 |
|---|---|---|---|---|---|---|---|---|
| ANIMAL | | | | | | | | |
| 10425 | 197. | 268. | 309. | 350. | 378. | 399. | 429. | 452. |
| 10426 | 182. | 254. | 300. | 341. | 370. | 401. | 430. | 450. |
| 10435 | 173. | 225. | 252. | 285. | 310. | 342. | 361. | 381. |
| 10436 | 171. | 243. | 281. | 317. | 354. | 404. | 435. | 456. |
| 10446 | 180. | 233. | 260. | 285. | 305. | 326. | 347. | 362. |
| 10449 | 164. | 217. | 255. | 284. | 321. | 348. | 373. | 386. |
| 10453 | 167. | 220. | 240. | 263. | 275. | 300. | 315. | 328. |
| 10465 | 192. | 238. | 277. | 307. | 338. | 377. | 393. | 427. |
| 10470 | 173. | 231. | 273. | 312. | 331. | 361. | 384. | 411. |
| 10474 | 191. | 245. | 285. | 309. | 339. | 376. | 411. | 437. |
| MEAN | 179. | 237. | 273. | 305. | 332. | 363. | 388. | 409. |
| S.D. | 11.3 | 15.8 | 21.8 | 27.0 | 31.1 | 34.6 | 39.7 | 43.4 |
| S.E. | 3.6 | 5.0 | 6.9 | 8.5 | 9.8 | 11.0 | 12.6 | 13.7 |
| N | 10 | 10 | 10 | 10 | 10 | 10 | 10 | 10 |

TABLE A6

PROJECT NO.:WIL-402023 A 90-DAY DERMAL STUDY UTILIZING CLARIFIED OILS IN RATS 

SPONSOR:AMERICAN PETROLEUM INDIVIDUAL BODY WEIGHTS [G]

MALE GROUP: 25 MG/KG/DAY

| WEEK | -2 | -1 | 0 | 1 | 2 | 3 | 4 | 5 |
|---|---|---|---|---|---|---|---|---|
| ANIMAL | | | | | | | | |
| 10429 | 173. | 236. | 277. | 308. | 321. | 348. | 353. | 373. |
| 10441 | 171. | 240. | 277. | 297. | 313. | 345. | 364. | 373. |
| 10442 | 162. | 213. | 237. | 262. | 277. | 302. | 318. | 321. |
| 10455 | 171. | 224. | 262. | 296. | 318. | 348. | 372. | 380. |
| 10458 | 180. | 243. | 283. | 321. | 363. | 396. | 427. | 438. |
| 10463 | 195. | 271. | 318. | 364. | 394. | 422. | 442. | 467. |
| 10464 | 165. | 231. | 268. | 296. | 305. | 336. | 356. | 367. |
| 10466 | 181. | 258. | 298. | 333. | 362. | 389. | 401. | 432. |
| 10471 | 189. | 251. | 286. | 326. | 356. | 389. | 413. | 423. |
| 10473 | 160. | 221. | 252. | 273. | 296. | 326. | 351. | 377. |
| MEAN | 175. | 239. | 276. | 308. | 331. | 360. | 380. | 395. |
| S.D. | 11.5 | 17.8 | 23.0 | 29.8 | 36.5 | 37.2 | 39.3 | 43.4 |
| S.E. | 3.6 | 5.6 | 7.3 | 9.4 | 11.5 | 11.8 | 12.4 | 13.7 |
| N | 10 | 10 | 10 | 10 | 10 | 10 | 10 | 10 |

TABLE A6

PROJECT NO.:WIL-402023 A 90-DAY DERMAL STUDY UTILIZING CLARIFIED OILS IN RATS 

SPONSOR:AMERICAN PETROLEUM INDIVIDUAL BODY WEIGHTS [G]

MALE GROUP: 50 MG/KG/DAY

| WEEK | -2 | -1 | 0 | 1 | 2 | 3 | 4 | 5 |
|---|---|---|---|---|---|---|---|---|
| ANIMAL | | | | | | | | |
| 10424 | 173. | 231. | 265. | 283. | 295. | 319. | 340. | 356. |
| 10427 | 196. | 264. | 300. | 326. | 360. | 379. | 403. | 410. |
| 10433 | 175. | 241. | 276. | 301. | 328. | 347. | 371. | 380. |
| 10439 | 190. | 258. | 295. | 329. | 368. | 388. | 403. | 426. |
| 10440 | 182. | 238. | 268. | 293. | 302. | 320. | 333. | 338. |
| 10448 | 169. | 238. | 279. | 317. | 344. | 369. | 383. | 396. |
| 10450 | 170. | 231. | 266. | 292. | 297. | 316. | 333. | 355. |
| 10451 | 186. | 251. | 285. | 328. | 351. | 374. | 318. | 341. |
| 10452 | 173. | 223. | 264. | 286. | 308. | 327. | 346. | 362. |
| 10472 | 156. | 213. | 248. | 274. | 288. | 304. | 322. | 327. |
| MEAN | 177. | 239. | 275. | 303. | 324. | 344. | 355. | 369. |
| S.D. | 11.7 | 15.6 | 15.7 | 20.5 | 29.8 | 30.9 | 32.3 | 32.8 |
| S.E. | 3.7 | 4.9 | 5.0 | 6.5 | 9.4 | 9.8 | 10.2 | 10.4 |
| N | 10 | 10 | 10 | 10 | 10 | 10 | 10 | 10 |

TABLE A6

PROJECT NO.:WIL-402023 A 90-DAY DERMAL STUDY UTILIZING CLARIFIED OILS IN RATS 

SPONSOR:AMERICAN PETROLEUM INDIVIDUAL BODY WEIGHTS [G]

MALE GROUP: UNTREATED

| WEEK | 6 | 7 | 8 | 9 | 10 | 11 | 12 | 12' |
|---|---|---|---|---|---|---|---|---|
| ANIMAL | | | | | | | | |
| 10419 | 432. | 449. | 472. | 475. | 484. | 503. | 523. | 517. |
| 10430 | 456. | 481. | 494. | 508. | 526. | 542. | 552. | 554. |
| 10437 | 419. | 399. | 440. | 458. | 473. | 480. | 497. | 501. |
| 10444 | 398. | 421. | 436. | 445. | 455. | 466. | 476. | 475. |
| 10445 | 413. | 426. | 435. | 448. | 454. | 462. | 471. | 462. |
| 10447 | 463. | 478. | 481. | 513. | 520. | 533. | 542. | 540. |
| 10456 | 476. | 500. | 520. | 537. | 559. | 574. | 598. | 579. |
| 10460 | 395. | 411. | 425. | 427. | 436. | 439. | 450. | 446. |
| 10462 | 444. | 459. | 470. | 475. | 488. | 499. | 506. | 502. |
| 10477 | 470. | 488. | 512. | 534. | 551. | 564. | 582. | 584. |
| MEAN | 437. | 451. | 469. | 482. | 495. | 506. | 520. | 516. |
| S.D. | 29.6 | 35.4 | 33.7 | 38.9 | 42.5 | 45.7 | 48.8 | 47.8 |
| S.E. | 9.4 | 11.2 | 10.7 | 12.3 | 13.4 | 14.4 | 15.4 | 15.1 |
| N | 10 | 10 | 10 | 10 | 10 | 10 | 10 | 10 |

TABLE A6

PROJECT NO.:WIL-402023 A 90-DAY DERMAL STUDY UTILIZING CLARIFIED OILS IN RATS 

SPONSOR:AMERICAN PETROLEUM INDIVIDUAL BODY WEIGHTS [G]

MALE GROUP: 0 MG/KG/DAY

| WEEK | 6 | 7 | 8 | 9 | 10 | 11 | 12 | 12' |
|---|---|---|---|---|---|---|---|---|
| ANIMAL | | | | | | | | |
| 10420 | 395. | 417. | 431. | 439. | 445. | 452. | 465. | 463. |
| 10432 | 420. | 432. | 454. | 464. | 480. | 495. | 502. | 494. |
| 10438 | 479. | 489. | 517. | 533. | 555. | 584. | 597. | 556. |
| 10443 | 411. | 413. | 434. | 446. | 458. | 474. | 482. | 476. |
| 10457 | 400. | 430. | 443. | 457. | 472. | 473. | 482. | 478. |
| 10459 | 435. | 444. | 462. | 478. | 489. | 501. | 507. | 501. |
| 10467 | 499. | 517. | 533. | 555. | 571. | 586. | 598. | 602. |
| 10469 | 441. | 447. | 462. | 478. | 496. | 503. | 516. | 516. |
| 10475 | 438. | 452. | 472. | 483. | 497. | 507. | 515. | 511. |
| 10476 | 430. | 439. | 456. | 462. | 478. | 490. | 495. | 488. |
| MEAN | 435. | 448. | 466. | 480. | 494. | 507. | 516. | 509. |
| S.D. | 32.9 | 32.2 | 33.6 | 37.1 | 39.9 | 44.6 | 45.8 | 41.9 |
| S.E. | 10.4 | 10.2 | 10.6 | 11.7 | 12.6 | 14.1 | 14.5 | 13.3 |
| N | 10 | 10 | 10 | 10 | 10 | 10 | 10 | 10 |

TABLE A6

PROJECT NO.:WIL-402023 A 90-DAY DERMAL STUDY UTILIZING CLARIFIED OILS IN RATS 

SPONSOR:AMERICAN PETROLEUM INDIVIDUAL BODY WEIGHTS [G]

MALE GROUP: 5 MG/KG/DAY

| WEEK | 6 | 7 | 8 | 9 | 10 | 11 | 12 | 12' |
|---|---|---|---|---|---|---|---|---|
| ANIMAL | | | | | | | | |
| 10425 | 475. | 487. | 493. | 508. | 524. | 528. | 534. | 522. |
| 10426 | 472. | 482. | 502. | 481. | 503. | 526. | 539. | 532. |
| 10435 | 395. | 398. | 408. | 427. | 420. | 417. | 428. | 400. |
| 10436 | 482. | 497. | 516. | 511. | 530. | 544. | 556. | 545. |
| 10446 | 380. | 394. | 394. | 404. | 414. | 426. | 435. | 440. |
| 10449 | 410. | 418. | 420. | 437. | 453. | 458. | 465. | 458. |
| 10453 | 349. | 356. | 369. | 376. | 382. | 393. | 399. | 404. |
| 10465 | 444. | 455. | 475. | 480. | 489. | 498. | 511. | 509. |
| 10470 | 423. | 446. | 454. | 465. | 482. | 488. | 504. | 504. |
| 10474 | 461. | 473. | 495. | 504. | 521. | 529. | 542. | 535. |
| MEAN | 429. | 441. | 453. | 459. | 472. | 481. | 491. | 485. |
| S.D. | 45.2 | 47.1 | 51.5 | 46.6 | 52.0 | 54.0 | 55.6 | 54.9 |
| S.E. | 14.3 | 14.9 | 16.3 | 14.7 | 16.4 | 17.1 | 17.6 | 17.4 |
| N | 10 | 10 | 10 | 10 | 10 | 10 | 10 | 10 |

TABLE A6

PROJECT NO.:WIL-402023 A 90-DAY DERMAL STUDY UTILIZING CLARIFIED OILS IN RATS 

SPONSOR:AMERICAN PETROLEUM INDIVIDUAL BODY WEIGHTS [G]

MALE GROUP: 25 MG/KG/DAY

| WEEK | 6 | 7 | 8 | 9 | 10 | 11 | 12 | 12' |
|---|---|---|---|---|---|---|---|---|
| ANIMAL | | | | | | | | |
| 10429 | 400. | 394. | 418. | 438. | 442. | 452. | 461. | 442. |
| 10441 | 385. | 396. | 412. | 430. | 440. | 448. | 458. | 462. |
| 10442 | 332. | 326. | 342. | 356. | 369. | 380. | 383. | 384. |
| 10455 | 398. | 415. | 427. | 443. | 455. | 456. | 468. | 462. |
| 10458 | 458. | 477. | 492. | 492. | 521. | 545. | 545. | 548. |
| 10463 | 479. | 504. | 507. | 520. | 527. | 540. | 544. | 538. |
| 10464 | 377. | 402. | 411. | 426. | 433. | 439. | 455. | 455. |
| 10466 | 448. | 462. | 487. | 495. | 505. | 506. | 510. | 514. |
| 10471 | 436. | 463. | 466. | 477. | 490. | 503. | 521. | 517. |
| 10473 | 398. | 417. | 442. | 458. | 477. | 494. | 498. | 499. |
| MEAN | 411. | 426. | 440. | 454. | 466. | 476. | 484. | 482. |
| S.D. | 43.9 | 51.7 | 49.4 | 46.4 | 48.1 | 50.7 | 49.5 | 50.3 |
| S.E. | 13.9 | 16.3 | 15.6 | 14.7 | 15.2 | 16.0 | 15.7 | 15.9 |
| N | 10 | 10 | 10 | 10 | 10 | 10 | 10 | 10 |

TABLE A6

PROJECT NO.:WIL-402023 A 90-DAY DERMAL STUDY UTILIZING CLARIFIED OILS IN RATS 

SPONSOR:AMERICAN PETROLEUM INDIVIDUAL BODY WEIGHTS [G]

MALE GROUP: 50 MG/KG/DAY

| WEEK | 6 | 7 | 8 | 9 | 10 | 11 | 12 | 12' |
|---|---|---|---|---|---|---|---|---|
| ANIMAL | | | | | | | | |
| 10424 | 366. | 376. | 397. | 403. | 423. | 429. | 433. | 436. |
| 10427 | 414. | 422. | 433. | 373. | 333. | 253. | | |
| 10433 | 390. | 396. | 401. | 340. | | | | |
| 10439 | 449. | 467. | 466. | 415. | 436. | 473. | 462. | 412. |
| 10440 | 356. | 368. | 375. | 379. | 392. | 407. | 415. | 406. |
| 10448 | 412. | 434. | 437. | 394. | 340. | | | |
| 10450 | 361. | 374. | 382. | 392. | 402. | 414. | 421. | 424. |
| 10451 | 357. | 382. | | | | | | |
| 10452 | 293. | 258. | | | | | | |
| 10472 | 343. | 360. | 372. | 382. | 397. | 396. | 407. | 406. |
| MEAN | 374. | 384. | 408. | 385. | 389. | 395. | 428. | 417. |
| S.D. | 43.8 | 55.6 | 33.9 | 22.6 | 39.0 | 74.7 | 21.4 | 13.0 |
| S.E. | 13.9 | 17.6 | 12.0 | 8.0 | 14.8 | 30.5 | 9.6 | 5.8 |
| N | 10 | 10 | 8 | 8 | 7 | 6 | 5 | 5 |

TABLE A6

PROJECT NO.:WIL-402023 A 90-DAY DERMAL STUDY UTILIZING CLARIFIED OILS IN RATS 

SPONSOR:AMERICAN PETROLEUM INDIVIDUAL BODY WEIGHTS [G]

FEMALE GROUP: UNTREATED

| WEEK | -2 | -1 | 0 | 1 | 2 | 3 | 4 | 5 |
|---|---|---|---|---|---|---|---|---|
| ANIMAL | | | | | | | | |
| 10486 | 153. | 181. | 206. | 216. | 228. | 245. | 258. | 262. |
| 10491 | 155. | 184. | 206. | 220. | 227. | 245. | 258. | 261. |
| 10494 | 138. | 171. | 193. | 203. | 220. | 242. | 254. | 261. |
| 10495 | 142. | 163. | 184. | 200. | 208. | 208. | 224. | 234. |
| 10496 | 148. | 180. | 199. | 210. | 227. | 228. | 247. | 253. |
| 10499 | 142. | 170. | 190. | 206. | 215. | 228. | 238. | 240. |
| 10511 | 152. | 178. | 194. | 215. | 235. | 245. | 255. | 271. |
| 10512 | 146. | 168. | 182. | 201. | 213. | 224. | 225. | 241. |
| 10514 | 143. | 172. | 192. | 195. | 223. | 225. | 228. | 246. |
| 10536 | 155. | 174. | 196. | 209. | 230. | 251. | 258. | 260. |
| MEAN | 147. | 174. | 194. | 208. | 223. | 234. | 245. | 253. |
| S.D. | 6.1 | 6.6 | 8.0 | 8.0 | 8.5 | 13.5 | 14.4 | 12.0 |
| S.E. | 1.9 | 2.1 | 2.5 | 2.5 | 2.7 | 4.3 | 4.6 | 3.8 |
| N | 10 | 10 | 10 | 10 | 10 | 10 | 10 | 10 |

TABLE A6

PROJECT NO.:WIL-402023 A 90-DAY DERMAL STUDY UTILIZING CLARIFIED OILS IN RATS 

SPONSOR:AMERICAN PETROLEUM INDIVIDUAL BODY WEIGHTS [G]

FEMALE GROUP: 0 MG/KG/DAY

| WEEK | -2 | -1 | 0 | 1 | 2 | 3 | 4 | 5 |
|---|---|---|---|---|---|---|---|---|
| ANIMAL | | | | | | | | |
| 10481 | 147. | 177. | 199. | 229. | 247. | 249. | 261. | 264. |
| 10505 | 149. | 172. | 194. | 214. | 223. | 247. | 256. | 266. |
| 10489 | 153. | 170. | 190. | 205. | 224. | 229. | 248. | 248. |
| 10502 | 158. | 179. | 208. | 235. | 255. | 273. | 283. | 302. |
| 10519 | 152. | 184. | 211. | 238. | 256. | 281. | 293. | 316. |
| 10478 | 145. | 173. | 199. | 220. | 232. | 258. | 279. | 294. |
| 10530 | 148. | 167. | 178. | 201. | 211. | 227. | 241. | 245. |
| 10534 | 142. | 172. | 189. | 206. | 221. | 239. | 253. | 258. |
| 10535 | 137. | 170. | 192. | 217. | 237. | 248. | 274. | 287. |
| 10537 | 147. | 166. | 186. | 196. | 209. | 218. | 231. | 230. |
| MEAN | 148. | 173. | 195. | 216. | 232. | 247. | 262. | 271. |
| S.D. | 5.9 | 5.6 | 10.0 | 14.5 | 17.0 | 20.0 | 19.9 | 27.7 |
| S.E. | 1.9 | 1.8 | 3.2 | 4.6 | 5.4 | 6.3 | 6.3 | 8.8 |
| N | 10 | 10 | 10 | 10 | 10 | 10 | 10 | 10 |

TABLE A6

PROJECT NO.:WIL-402023 A 90-DAY DERMAL STUDY UTILIZING CLARIFIED OILS IN RATS 

SPONSOR:AMERICAN PETROLEUM INDIVIDUAL BODY WEIGHTS [G]

FEMALE GROUP: 5 MG/KG/DAY

| WEEK | -2 | -1 | 0 | 1 | 2 | 3 | 4 | 5 |
|---|---|---|---|---|---|---|---|---|
| ANIMAL | | | | | | | | |
| 10479 | 141. | 168. | 181. | 203. | 221. | 230. | 245. | 250. |
| 10482 | 148. | 176. | 200. | 208. | 232. | 253. | 260. | 258. |
| 10490 | 148. | 170. | 189. | 204. | 214. | 234. | 241. | 240. |
| 10501 | 150. | 176. | 189. | 221. | 244. | 264. | 272. | 286. |
| 10508 | 152. | 182. | 204. | 210. | 235. | 245. | 236. | 263. |
| 10513 | 151. | 172. | 196. | 220. | 223. | 246. | 244. | 263. |
| 10520 | 150. | 180. | 204. | 214. | 234. | 246. | 257. | 255. |
| 10521 | 152. | 174. | 195. | 210. | 229. | 241. | 244. | 263. |
| 10531 | 156. | 184. | 205. | 224. | 239. | 259. | 264. | 275. |
| 10532 | 148. | 159. | 184. | 197. | 204. | 225. | 236. | 244. |
| MEAN | 150. | 174. | 195. | 211. | 228. | 244. | 250. | 260. |
| S.D. | 3.9 | 7.4 | 8.7 | 8.7 | 12.1 | 12.4 | 12.5 | 13.8 |
| S.E. | 1.2 | 2.3 | 2.7 | 2.7 | 3.8 | 3.9 | 3.9 | 4.4 |
| N | 10 | 10 | 10 | 10 | 10 | 10 | 10 | 10 |

TABLE A6

PROJECT NO.:WIL-402023 A 90-DAY DERMAL STUDY UTILIZING CLARIFIED OILS IN RATS 

SPONSOR:AMERICAN PETROLEUM INDIVIDUAL BODY WEIGHTS [G]

FEMALE GROUP: 25 MG/KG/DAY

| WEEK | -2 | -1 | 0 | 1 | 2 | 3 | 4 | 5 |
|---|---|---|---|---|---|---|---|---|
| ANIMAL | | | | | | | | |
| 10485 | 144. | 170. | 191. | 211. | 226. | 229. | 240. | 247. |
| 10492 | 141. | 168. | 185. | 195. | 214. | 224. | 234. | 234. |
| 10497 | 150. | 174. | 190. | 204. | 212. | 226. | 227. | 227. |
| 10498 | 146. | 176. | 193. | 214. | 232. | 253. | 258. | 261. |
| 10500 | 149. | 189. | 220. | 239. | 251. | 264. | 275. | 281. |
| 10504 | 149. | 164. | 183. | 191. | 204. | 211. | 211. | 225. |
| 10506 | 146. | 183. | 205. | 212. | 225. | 242. | 242. | 247. |
| 10507 | 145. | 172. | 190. | 206. | 217. | 218. | 224. | 217. |
| 10509 | 152. | 178. | 198. | 209. | 220. | 228. | 240. | 244. |
| 10515 | 143. | 179. | 203. | 207. | 232. | 248. | 255. | 252. |
| MEAN | 147. | 175. | 196. | 209. | 223. | 234. | 241. | 244. |
| S.D. | 3.4 | 7.4 | 11.1 | 12.9 | 13.2 | 16.8 | 18.5 | 18.9 |
| S.E. | 1.1 | 2.3 | 3.5 | 4.1 | 4.2 | 5.3 | 5.8 | 6.0 |
| N | 10 | 10 | 10 | 10 | 10 | 10 | 10 | 10 |

TABLE A6

PROJECT NO.:WIL-402023 A 90-DAY DERMAL STUDY UTILIZING CLARIFIED OILS IN RATS 

SPONSOR:AMERICAN PETROLEUM INDIVIDUAL BODY WEIGHTS [G]

FEMALE GROUP: 50 MG/KG/DAY

| WEEK | -2 | -1 | 0 | 1 | 2 | 3 | 4 | 5 |
|---|---|---|---|---|---|---|---|---|
| ANIMAL | | | | | | | | |
| 10484 | 154. | 184. | 205. | 226. | 235. | 249. | 261. | 274. |
| 10503 | 142. | 173. | 188. | 196. | 206. | 216. | 215. | 217. |
| 10510 | 143. | 171. | 183. | 199. | 203. | 213. | 223. | 228. |
| 10516 | 154. | 186. | 211. | 218. | 236. | 241. | 248. | 253. |
| 10517 | 149. | 170. | 192. | 204. | 213. | 232. | 239. | 244. |
| 10523 | 148. | 178. | 200. | 213. | 231. | 242. | 253. | 254. |
| 10524 | 142. | 167. | 190. | 203. | 218. | 224. | 231. | 229. |
| 10526 | 149. | 177. | 196. | 216. | 234. | 245. | 254. | 257. |
| 10527 | 134. | 155. | 174. | 187. | 200. | 205. | 214. | 218. |
| 10529 | 154. | 174. | 195. | 211. | 222. | 237. | 244. | 244. |
| MEAN | 147. | 174. | 193. | 207. | 220. | 230. | 238. | 242. |
| S.D. | 6.6 | 8.8 | 10.7 | 11.7 | 13.9 | 15.1 | 16.8 | 18.5 |
| S.E. | 2.1 | 2.8 | 3.4 | 3.7 | 4.4 | 4.8 | 5.3 | 5.9 |
| N | 10 | 10 | 10 | 10 | 10 | 10 | 10 | 10 |

TABLE A6

PROJECT NO.:WIL-402023 A 90-DAY DERMAL STUDY UTILIZING CLARIFIED OILS IN RATS 

SPONSOR:AMERICAN PETROLEUM INDIVIDUAL BODY WEIGHTS [G]

FEMALE GROUP: UNTREATED

| WEEK | 6 | 7 | 8 | 9 | 10 | 11 | 12 | 12' |
|---|---|---|---|---|---|---|---|---|
| ANIMAL | | | | | | | | |
| 10486 | 271. | 285. | 292. | 290. | 287. | 297. | 305. | 304. |
| 10491 | 260. | 277. | 280. | 283. | 284. | 293. | 299. | 293. |
| 10494 | 273. | 287. | 289. | 301. | 299. | 294. | 314. | 298. |
| 10495 | 233. | 241. | 250. | 258. | 258. | 258. | 257. | 257. |
| 10496 | 266. | 282. | 272. | 283. | 292. | 299. | 299. | 298. |
| 10499 | 247. | 254. | 258. | 269. | 264. | 271. | 267. | 261. |
| 10511 | 275. | 272. | 281. | 283. | 290. | 288. | 292. | 292. |
| 10512 | 247. | 254. | 261. | 261. | 267. | 271. | 270. | 268. |
| 10514 | 250. | 258. | 271. | 273. | 274. | 282. | 276. | 266. |
| 10536 | 268. | 279. | 286. | 294. | 298. | 305. | 304. | 296. |
| MEAN | 259. | 269. | 274. | 280. | 281. | 286. | 288. | 283. |
| S.D. | 14.0 | 15.9 | 14.1 | 14.0 | 14.6 | 15.0 | 19.3 | 18.0 |
| S.E. | 4.4 | 5.0 | 4.5 | 4.4 | 4.6 | 4.7 | 6.1 | 5.7 |
| N | 10 | 10 | 10 | 10 | 10 | 10 | 10 | 10 |

TABLE A6

PROJECT NO.:WIL-402023 A 90-DAY DERMAL STUDY UTILIZING CLARIFIED OILS IN RATS 

SPONSOR:AMERICAN PETROLEUM INDIVIDUAL BODY WEIGHTS [G]

FEMALE GROUP: 0 MG/KG/DAY

| WEEK | 6 | 7 | 8 | 9 | 10 | 11 | 12 | 12' |
|---|---|---|---|---|---|---|---|---|
| ANIMAL | | | | | | | | |
| 10481 | 283. | 290. | 295. | 312. | 306. | 314. | 313. | 305. |
| 10505 | 265. | 281. | 290. | 297. | 286. | 297. | 301. | 297. |
| 10489 | 260. | 270. | 264. | 272. | 279. | 289. | 286. | 290. |
| 10502 | 313. | 312. | 314. | 323. | 330. | 328. | 326. | 329. |
| 10519 | 325. | 323. | 324. | 327. | 341. | 334. | 343. | 340. |
| 10478 | 298. | 319. | 331. | 342. | 351. | 355. | 362. | 357. |
| 10530 | 257. | 262. | 266. | 269. | 280. | 282. | 281. | 276. |
| 10534 | 267. | 280. | 273. | 281. | 286. | 292. | 290. | 282. |
| 10535 | 287. | 297. | 303. | 307. | 319. | 319. | 326. | 319. |
| 10537 | 239. | 244. | 245. | 246. | 245. | 246. | 251. | 251. |
| MEAN | 279. | 288. | 291. | 298. | 302. | 306. | 308. | 305. |
| S.D. | 26.9 | 25.6 | 28.2 | 30.2 | 33.0 | 31.0 | 32.7 | 32.1 |
| S.E. | 8.5 | 8.1 | 8.9 | 9.5 | 10.4 | 9.8 | 10.4 | 10.2 |
| N | 10 | 10 | 10 | 10 | 10 | 10 | 10 | 10 |

TABLE A6

PROJECT NO.:WIL-402023 A 90-DAY DERMAL STUDY UTILIZING CLARIFIED OILS IN RATS 

SPONSOR:AMERICAN PETROLEUM INDIVIDUAL BODY WEIGHTS [G]

FEMALE GROUP: 5 MG/KG/DAY

| WEEK | 6 | 7 | 8 | 9 | 10 | 11 | 12 | 12' |
|---|---|---|---|---|---|---|---|---|
| ANIMAL | | | | | | | | |
| 10479 | 255. | 271. | 267. | 274. | 273. | 275. | 284. | 274. |
| 10482 | 272. | 281. | 281. | 297. | 305. | 301. | 311. | 303. |
| 10490 | 239. | 256. | 260. | 259. | 261. | 264. | 265. | 265. |
| 10501 | 302. | 298. | 309. | 311. | 326. | 321. | 332. | 324. |
| 10508 | 264. | 268. | 280. | 276. | 280. | 288. | 293. | 292. |
| 10513 | 270. | 277. | 289. | 296. | 303. | 296. | 305. | 298. |
| 10520 | 272. | 271. | 278. | 284. | 292. | 295. | 302. | 300. |
| 10521 | 273. | 280. | 278. | 293. | 300. | 299. | 312. | 305. |
| 10531 | 282. | 294. | 296. | 293. | 305. | 300. | 303. | 292. |
| 10532 | 254. | 267. | 270. | 278. | 286. | 298. | 293. | 297. |
| MEAN | 268. | 276. | 281. | 286. | 293. | 294. | 300. | 295. |
| S.D. | 17.1 | 12.7 | 14.3 | 14.9 | 18.8 | 15.5 | 18.0 | 16.3 |
| S.E. | 5.4 | 4.0 | 4.5 | 4.7 | 5.9 | 4.9 | 5.7 | 5.2 |
| N | 10 | 10 | 10 | 10 | 10 | 10 | 10 | 10 |

TABLE A6

PROJECT NO.:WIL-402023 A 90-DAY DERMAL STUDY UTILIZING CLARIFIED OILS IN RATS 

SPONSOR:AMERICAN PETROLEUM INDIVIDUAL BODY WEIGHTS [G]

FEMALE GROUP: 25 MG/KG/DAY

| WEEK | 6 | 7 | 8 | 9 | 10 | 11 | 12 | 12' |
|---|---|---|---|---|---|---|---|---|
| ANIMAL | | | | | | | | |
| 10485 | 254. | 255. | 263. | 265. | 266. | 265. | 270. | 264. |
| 10492 | 251. | 249. | 256. | 256. | 261. | 270. | 267. | 265. |
| 10497 | 240. | 245. | 236. | 253. | 250. | 247. | 257. | 249. |
| 10498 | 273. | 288. | 288. | 298. | 293. | 297. | 303. | 306. |
| 10500 | 284. | 286. | 291. | 286. | 292. | 294. | 297. | 294. |
| 10504 | 227. | 237. | 241. | 242. | 244. | 249. | 251. | 246. |
| 10506 | 248. | 256. | 251. | 257. | 251. | 259. | 257. | 256. |
| 10507 | 202. | 197. | 204. | | | | | |
| 10509 | 246. | 256. | 255. | 268. | 273. | 265. | 270. | 272. |
| 10515 | 264. | 260. | 267. | 271. | 276. | 276. | 274. | 278. |
| MEAN | 249. | 253. | 255. | 266. | 267. | 269. | 272. | 270. |
| S.D. | 23.2 | 25.5 | 25.3 | 17.2 | 17.8 | 17.6 | 17.7 | 20.0 |
| S.E. | 7.3 | 8.1 | 8.0 | 5.7 | 5.9 | 5.9 | 5.9 | 6.7 |
| N | 10 | 10 | 10 | 9 | 9 | 9 | 9 | 9 |

TABLE A6

PROJECT NO.:WIL-402023 A 90-DAY DERMAL STUDY UTILIZING CLARIFIED OILS IN RATS 

SPONSOR:AMERICAN PETROLEUM INDIVIDUAL BODY WEIGHTS [G]

FEMALE GROUP: 50 MG/KG/DAY

| WEEK | 6 | 7 | 8 | 9 | 10 | 11 | 12 | 12' |
|---|---|---|---|---|---|---|---|---|
| ANIMAL | | | | | | | | |
| 10484 | 279. | 294. | 290. | 304. | 298. | 308. | 292. | 294. |
| 10503 | 223. | 237. | 244. | 241. | 248. | 253. | 261. | 257. |
| 10510 | 229. | 238. | 239. | 243. | 240. | 219. | 192. | |
| 10516 | 256. | 267. | 269. | 277. | 283. | 276. | 283. | 287. |
| 10517 | 245. | 260. | 267. | 273. | 269. | 274. | 286. | 289. |
| 10523 | 220. | 219. | 207. | | | | | |
| 10524 | 233. | 240. | 225. | 205. | 173. | | | |
| 10526 | 268. | 271. | 273. | 276. | 278. | 282. | 285. | 277. |
| 10527 | 224. | 222. | 233. | 237. | 241. | 248. | 250. | 245. |
| 10529 | 249. | 259. | 268. | 264. | 272. | 281. | 281. | 276. |
| MEAN | 243. | 251. | 252. | 258. | 256. | 268. | 266. | 275. |
| S.D. | 20.3 | 23.6 | 25.8 | 29.2 | 36.8 | 27.0 | 33.2 | 17.9 |
| S.E. | 6.4 | 7.5 | 8.2 | 9.7 | 12.3 | 9.5 | 11.7 | 6.8 |
| N | 10 | 10 | 10 | 9 | 9 | 8 | 8 | 7 |

PBFTSv4.52
08/15/2011
R:10/18/2011

TABLE A7

PROJECT NO.:WIL-402023 A 90-DAY DERMAL STUDY UTILIZING CLARIFIED OILS IN RATS 

SPONSOR:AMERICAN PETROLEUM INDIVIDUAL BODY WEIGHT CHANGES [G]

MALE GROUP: UNTREATED

| WEEK | -2 TO -1 | -1 TO 0 | 0 TO 1 | 1 TO 2 | 2 TO 3 | 3 TO 4 | 4 TO 5 | 5 TO 6 |
|---|---|---|---|---|---|---|---|---|
| ANIMAL | | | | | | | | |
| 10419 | 73. | 29. | 24. | 27. | 21. | 25. | 18. | 25. |
| 10430 | 63. | 45. | 44. | 30. | 40. | 36. | 20. | 17. |
| 10437 | 48. | 35. | 36. | 27. | 16. | 18. | 24. | 23. |
| 10444 | 54. | 33. | 27. | 19. | 30. | 27. | 12. | 24. |
| 10445 | 51. | 35. | 33. | 28. | 25. | 23. | 19. | 18. |
| 10447 | 51. | 45. | 41. | 37. | 41. | 31. | 23. | 28. |
| 10456 | 68. | 40. | 41. | 25. | 45. | 35. | 23. | 24. |
| 10460 | 58. | 35. | 35. | 25. | 25. | 21. | 13. | 8. |
| 10462 | 68. | 34. | 43. | 32. | 31. | 28. | 17. | 15. |
| 10477 | 68. | 43. | 25. | 31. | 36. | 30. | 20. | 32. |
| MEAN | 60. | 37. | 35. | 28. | 31. | 27. | 19. | 21. |
| S.D. | 8.9 | 5.5 | 7.5 | 4.8 | 9.4 | 5.8 | 4.1 | 7.0 |
| S.E. | 2.8 | 1.7 | 2.4 | 1.5 | 3.0 | 1.8 | 1.3 | 2.2 |
| N | 10 | 10 | 10 | 10 | 10 | 10 | 10 | 10 |

TABLE A7

PROJECT NO.:WIL-402023 A 90-DAY DERMAL STUDY UTILIZING CLARIFIED OILS IN RATS 

SPONSOR:AMERICAN PETROLEUM INDIVIDUAL BODY WEIGHT CHANGES [G]

MALE GROUP: 0 MG/KG/DAY

| WEEK | -2 TO -1 | -1 TO 0 | 0 TO 1 | 1 TO 2 | 2 TO 3 | 3 TO 4 | 4 TO 5 | 5 TO 6 |
|---|---|---|---|---|---|---|---|---|
| ANIMAL | | | | | | | | |
| 10420 | 62. | 36. | 38. | 20. | 34. | 12. | 19. | 10. |
| 10432 | 62. | 35. | 28. | 22. | 36. | 30. | 21. | 24. |
| 10438 | 66. | 50. | 36. | 26. | 40. | 34. | 14. | 26. |
| 10443 | 53. | 42. | 21. | 21. | 24. | 29. | 13. | 19. |
| 10457 | 55. | 39. | 18. | 25. | 26. | 18. | 24. | 12. |
| 10459 | 75. | 31. | 34. | 14. | 25. | 28. | 23. | 22. |
| 10467 | 73. | 41. | 36. | 36. | 41. | 33. | 21. | 25. |
| 10469 | 60. | 40. | 37. | 24. | 37. | 25. | 27. | 20. |
| 10475 | 50. | 45. | 44. | 33. | 34. | 32. | 19. | 14. |
| 10476 | 69. | 36. | 42. | 28. | 23. | 24. | 21. | 23. |
| MEAN | 63. | 40. | 33. | 25. | 32. | 27. | 20. | 20. |
| S.D. | 8.4 | 5.4 | 8.5 | 6.4 | 6.9 | 7.0 | 4.3 | 5.7 |
| S.E. | 2.6 | 1.7 | 2.7 | 2.0 | 2.2 | 2.2 | 1.3 | 1.8 |
| N | 10 | 10 | 10 | 10 | 10 | 10 | 10 | 10 |

TABLE A7

PROJECT NO.:WIL-402023 A 90-DAY DERMAL STUDY UTILIZING CLARIFIED OILS IN RATS 

SPONSOR:AMERICAN PETROLEUM INDIVIDUAL BODY WEIGHT CHANGES [G]

MALE GROUP: 5 MG/KG/DAY

| WEEK | -2 TO -1 | -1 TO 0 | 0 TO 1 | 1 TO 2 | 2 TO 3 | 3 TO 4 | 4 TO 5 | 5 TO 6 |
|---|---|---|---|---|---|---|---|---|
| ANIMAL | | | | | | | | |
| 10425 | 71. | 41. | 41. | 28. | 21. | 30. | 23. | 23. |
| 10426 | 72. | 46. | 41. | 29. | 31. | 29. | 20. | 22. |
| 10435 | 52. | 27. | 33. | 25. | 32. | 19. | 20. | 14. |
| 10436 | 72. | 38. | 36. | 37. | 50. | 31. | 21. | 26. |
| 10446 | 53. | 27. | 25. | 20. | 21. | 21. | 15. | 18. |
| 10449 | 53. | 38. | 29. | 37. | 27. | 25. | 13. | 24. |
| 10453 | 53. | 20. | 23. | 12. | 25. | 15. | 13. | 21. |
| 10465 | 46. | 39. | 30. | 31. | 39. | 16. | 34. | 17. |
| 10470 | 58. | 42. | 39. | 19. | 30. | 23. | 27. | 12. |
| 10474 | 54. | 40. | 24. | 30. | 37. | 35. | 26. | 24. |
| MEAN | 58. | 36. | 32. | 27. | 31. | 24. | 21. | 20. |
| S.D. | 9.6 | 8.2 | 7.0 | 8.0 | 8.9 | 6.8 | 6.7 | 4.7 |
| S.E. | 3.0 | 2.6 | 2.2 | 2.5 | 2.8 | 2.1 | 2.1 | 1.5 |
| N | 10 | 10 | 10 | 10 | 10 | 10 | 10 | 10 |

TABLE A7

PROJECT NO.:WIL-402023 A 90-DAY DERMAL STUDY UTILIZING CLARIFIED OILS IN RATS 

SPONSOR:AMERICAN PETROLEUM INDIVIDUAL BODY WEIGHT CHANGES [G]

MALE GROUP: 25 MG/KG/DAY

| WEEK | -2 TO -1 | -1 TO 0 | 0 TO 1 | 1 TO 2 | 2 TO 3 | 3 TO 4 | 4 TO 5 | 5 TO 6 |
|---|---|---|---|---|---|---|---|---|
| ANIMAL | | | | | | | | |
| 10429 | 63. | 41. | 31. | 13. | 27. | 5. | 20. | 27. |
| 10441 | 69. | 37. | 20. | 16. | 32. | 19. | 9. | 12. |
| 10442 | 51. | 24. | 25. | 15. | 25. | 16. | 3. | 11. |
| 10455 | 53. | 38. | 34. | 22. | 30. | 24. | 8. | 18. |
| 10458 | 63. | 40. | 38. | 42. | 33. | 31. | 11. | 20. |
| 10463 | 76. | 47. | 46. | 30. | 28. | 20. | 25. | 12. |
| 10464 | 66. | 37. | 28. | 9. | 31. | 20. | 11. | 10. |
| 10466 | 77. | 40. | 35. | 29. | 27. | 12. | 31. | 16. |
| 10471 | 62. | 35. | 40. | 30. | 33. | 24. | 10. | 13. |
| 10473 | 61. | 31. | 21. | 23. | 30. | 25. | 26. | 21. |
| MEAN | 64. | 37. | 32. | 23. | 30. | 20. | 15. | 16. |
| S.D. | 8.5 | 6.2 | 8.4 | 10.0 | 2.8 | 7.3 | 9.3 | 5.5 |
| S.E. | 2.7 | 2.0 | 2.7 | 3.2 | 0.9 | 2.3 | 3.0 | 1.7 |
| N | 10 | 10 | 10 | 10 | 10 | 10 | 10 | 10 |

TABLE A7

PROJECT NO.:WIL-402023 A 90-DAY DERMAL STUDY UTILIZING CLARIFIED OILS IN RATS 

SPONSOR:AMERICAN PETROLEUM INDIVIDUAL BODY WEIGHT CHANGES [G]

MALE GROUP: 50 MG/KG/DAY

| WEEK | -2 TO -1 | -1 TO 0 | 0 TO 1 | 1 TO 2 | 2 TO 3 | 3 TO 4 | 4 TO 5 | 5 TO 6 |
|---|---|---|---|---|---|---|---|---|
| ANIMAL | | | | | | | | |
| 10424 | 58. | 34. | 18. | 12. | 24. | 21. | 16. | 10. |
| 10427 | 68. | 36. | 26. | 34. | 19. | 24. | 7. | 4. |
| 10433 | 66. | 35. | 25. | 27. | 19. | 24. | 9. | 10. |
| 10439 | 68. | 37. | 34. | 39. | 20. | 15. | 23. | 23. |
| 10440 | 56. | 30. | 25. | 9. | 18. | 13. | 5. | 18. |
| 10448 | 69. | 41. | 38. | 27. | 25. | 14. | 13. | 16. |
| 10450 | 61. | 35. | 26. | 5. | 19. | 17. | 22. | 6. |
| 10451 | 65. | 34. | 43. | 23. | 23. | -56. | 23. | 16. |
| 10452 | 50. | 41. | 22. | 22. | 19. | 19. | 16. | -69. |
| 10472 | 57. | 35. | 26. | 14. | 16. | 18. | 5. | 16. |
| MEAN | 62. | 36. | 28. | 21. | 20. | 11. | 14. | 5. |
| S.D. | 6.4 | 3.3 | 7.6 | 11.1 | 2.9 | 23.8 | 7.2 | 26.6 |
| S.E. | 2.0 | 1.0 | 2.4 | 3.5 | 0.9 | 7.5 | 2.3 | 8.4 |
| N | 10 | 10 | 10 | 10 | 10 | 10 | 10 | 10 |

TABLE A7

PROJECT NO.:WIL-402023 A 90-DAY DERMAL STUDY UTILIZING CLARIFIED OILS IN RATS 

SPONSOR:AMERICAN PETROLEUM INDIVIDUAL BODY WEIGHT CHANGES [G]

MALE GROUP: UNTREATED

| WEEK | 6 TO 7 | 7 TO 8 | 8 TO 9 | 9 TO 10 | 10 TO 11 | 11 TO 12 | 12 TO 12' |
|---|---|---|---|---|---|---|---|
| ANIMAL | | | | | | | |
| 10419 | 17. | 23. | 3. | 9. | 19. | 20. | -6. |
| 10430 | 25. | 13. | 14. | 18. | 16. | 10. | 2. |
| 10437 | -20. | 41. | 18. | 15. | 7. | 17. | 4. |
| 10444 | 23. | 15. | 9. | 10. | 11. | 10. | -1. |
| 10445 | 13. | 9. | 13. | 6. | 8. | 9. | -9. |
| 10447 | 15. | 3. | 32. | 7. | 13. | 9. | -2. |
| 10456 | 24. | 20. | 17. | 22. | 15. | 24. | -19. |
| 10460 | 16. | 14. | 2. | 9. | 3. | 11. | -4. |
| 10462 | 15. | 11. | 5. | 13. | 11. | 7. | -4. |
| 10477 | 18. | 24. | 22. | 17. | 13. | 18. | 2. |
| MEAN | 15. | 17. | 14. | 13. | 12. | 14. | -4. |
| S.D. | 12.9 | 10.5 | 9.3 | 5.3 | 4.7 | 5.8 | 6.7 |
| S.E. | 4.1 | 3.3 | 2.9 | 1.7 | 1.5 | 1.8 | 2.1 |
| N | 10 | 10 | 10 | 10 | 10 | 10 | 10 |

TABLE A7

PROJECT NO.:WIL-402023 A 90-DAY DERMAL STUDY UTILIZING CLARIFIED OILS IN RATS 

SPONSOR:AMERICAN PETROLEUM INDIVIDUAL BODY WEIGHT CHANGES [G]

MALE GROUP: 0 MG/KG/DAY

| WEEK | 6 TO 7 | 7 TO 8 | 8 TO 9 | 9 TO 10 | 10 TO 11 | 11 TO 12 | 12 TO 12' |
|---|---|---|---|---|---|---|---|
| ANIMAL | | | | | | | |
| 10420 | 22. | 14. | 8. | 6. | 7. | 13. | -2. |
| 10432 | 12. | 22. | 10. | 16. | 15. | 7. | -8. |
| 10438 | 10. | 28. | 16. | 22. | 29. | 13. | -41. |
| 10443 | 2. | 21. | 12. | 12. | 16. | 8. | -6. |
| 10457 | 30. | 13. | 14. | 15. | 1. | 9. | -4. |
| 10459 | 9. | 18. | 16. | 11. | 12. | 6. | -6. |
| 10467 | 18. | 16. | 22. | 16. | 15. | 12. | 4. |
| 10469 | 6. | 15. | 16. | 18. | 7. | 13. | 0. |
| 10475 | 14. | 20. | 11. | 14. | 10. | 8. | -4. |
| 10476 | 9. | 17. | 6. | 16. | 12. | 5. | -7. |
| MEAN | 13. | 18. | 13. | 15. | 12. | 9. | -7. |
| S.D. | 8.2 | 4.5 | 4.7 | 4.3 | 7.4 | 3.1 | 12.3 |
| S.E. | 2.6 | 1.4 | 1.5 | 1.4 | 2.3 | 1.0 | 3.9 |
| N | 10 | 10 | 10 | 10 | 10 | 10 | 10 |

TABLE A7

PROJECT NO.:WIL-402023 A 90-DAY DERMAL STUDY UTILIZING CLARIFIED OILS IN RATS 

SPONSOR:AMERICAN PETROLEUM INDIVIDUAL BODY WEIGHT CHANGES [G]

MALE GROUP: 5 MG/KG/DAY

| WEEK | 6 TO 7 | 7 TO 8 | 8 TO 9 | 9 TO 10 | 10 TO 11 | 11 TO 12 | 12 TO 12' |
|---|---|---|---|---|---|---|---|
| ANIMAL | | | | | | | |
| 10425 | 12. | 6. | 15. | 16. | 4. | 6. | -12. |
| 10426 | 10. | 20. | -21. | 22. | 23. | 13. | -7. |
| 10435 | 3. | 10. | 19. | -7. | -3. | 11. | -28. |
| 10436 | 15. | 19. | -5. | 19. | 14. | 12. | -11. |
| 10446 | 14. | 0. | 10. | 10. | 12. | 9. | 5. |
| 10449 | 8. | 2. | 17. | 16. | 5. | 7. | -7. |
| 10453 | 7. | 13. | 7. | 6. | 11. | 6. | 5. |
| 10465 | 11. | 20. | 5. | 9. | 9. | 13. | -2. |
| 10470 | 23. | 8. | 11. | 17. | 6. | 16. | 0. |
| 10474 | 12. | 22. | 9. | 17. | 8. | 13. | -7. |
| MEAN | 12. | 12. | 7. | 13. | 9. | 11. | -6. |
| S.D. | 5.4 | 8.0 | 11.9 | 8.4 | 6.9 | 3.4 | 9.7 |
| S.E. | 1.7 | 2.5 | 3.8 | 2.7 | 2.2 | 1.1 | 3.1 |
| N | 10 | 10 | 10 | 10 | 10 | 10 | 10 |

TABLE A7

PROJECT NO.:WIL-402023 A 90-DAY DERMAL STUDY UTILIZING CLARIFIED OILS IN RATS 

SPONSOR:AMERICAN PETROLEUM INDIVIDUAL BODY WEIGHT CHANGES [G]

MALE GROUP: 25 MG/KG/DAY

| WEEK | 6 TO 7 | 7 TO 8 | 8 TO 9 | 9 TO 10 | 10 TO 11 | 11 TO 12 | 12 TO 12' |
|---|---|---|---|---|---|---|---|
| ANIMAL | | | | | | | |
| 10429 | -6. | 24. | 20. | 4. | 10. | 9. | -19. |
| 10441 | 11. | 16. | 18. | 10. | 8. | 10. | 4. |
| 10442 | -6. | 16. | 14. | 13. | 11. | 3. | 1. |
| 10455 | 17. | 12. | 16. | 12. | 1. | 12. | -6. |
| 10458 | 19. | 15. | 0. | 29. | 24. | 0. | 3. |
| 10463 | 25. | 3. | 13. | 7. | 13. | 4. | -6. |
| 10464 | 25. | 9. | 15. | 7. | 6. | 16. | 0. |
| 10466 | 14. | 25. | 8. | 10. | 1. | 4. | 4. |
| 10471 | 27. | 3. | 11. | 13. | 13. | 18. | -4. |
| 10473 | 19. | 25. | 16. | 19. | 17. | 4. | 1. |
| MEAN | 15. | 15. | 13. | 12. | 10. | 8. | -2. |
| S.D. | 11.9 | 8.3 | 5.7 | 7.2 | 7.0 | 6.0 | 7.0 |
| S.E. | 3.8 | 2.6 | 1.8 | 2.3 | 2.2 | 1.9 | 2.2 |
| N | 10 | 10 | 10 | 10 | 10 | 10 | 10 |

TABLE A7

PROJECT NO.:WIL-402023 A 90-DAY DERMAL STUDY UTILIZING CLARIFIED OILS IN RATS 

SPONSOR:AMERICAN PETROLEUM INDIVIDUAL BODY WEIGHT CHANGES [G]

MALE GROUP: 50 MG/KG/DAY

| WEEK | 6 TO 7 | 7 TO 8 | 8 TO 9 | 9 TO 10 | 10 TO 11 | 11 TO 12 | 12 TO 12' |
|---|---|---|---|---|---|---|---|
| ANIMAL | | | | | | | |
| 10424 | 10. | 21. | 6. | 20. | 6. | 4. | 3. |
| 10427 | 8. | 11. | -60. | -40. | -80. | | |
| 10433 | 6. | 5. | -61. | | | | |
| 10439 | 18. | -1. | -51. | 21. | 37. | -11. | -50. |
| 10440 | 12. | 7. | 4. | 13. | 15. | 8. | -9. |
| 10448 | 22. | 3. | -43. | -54. | | | |
| 10450 | 13. | 8. | 10. | 10. | 12. | 7. | 3. |
| 10451 | 25. | | | | | | |
| 10452 | -35. | | | | | | |
| 10472 | 17. | 12. | 10. | 15. | -1. | 11. | -1. |
| MEAN | 10. | 8. | -23. | -2. | -2. | 4. | -11. |
| S.D. | 16.8 | 6.6 | 33.3 | 31.1 | 40.4 | 8.6 | 22.5 |
| S.E. | 5.3 | 2.4 | 11.8 | 11.8 | 16.5 | 3.9 | 10.0 |
| N | 10 | 8 | 8 | 7 | 6 | 5 | 5 |

TABLE A7

PROJECT NO.:WIL-402023 A 90-DAY DERMAL STUDY UTILIZING CLARIFIED OILS IN RATS 

SPONSOR:AMERICAN PETROLEUM INDIVIDUAL BODY WEIGHT CHANGES [G]

FEMALE GROUP: UNTREATED

| WEEK | -2 TO -1 | -1 TO 0 | 0 TO 1 | 1 TO 2 | 2 TO 3 | 3 TO 4 | 4 TO 5 | 5 TO 6 |
|---|---|---|---|---|---|---|---|---|
| ANIMAL | | | | | | | | |
| 10486 | 28. | 25. | 10. | 12. | 17. | 13. | 4. | 9. |
| 10491 | 29. | 22. | 14. | 7. | 18. | 13. | 3. | -1. |
| 10494 | 33. | 22. | 10. | 17. | 22. | 12. | 7. | 12. |
| 10495 | 21. | 21. | 16. | 8. | 0. | 16. | 10. | -1. |
| 10496 | 32. | 19. | 11. | 17. | 1. | 19. | 6. | 13. |
| 10499 | 28. | 20. | 16. | 9. | 13. | 10. | 2. | 7. |
| 10511 | 26. | 16. | 21. | 20. | 10. | 10. | 16. | 4. |
| 10512 | 22. | 14. | 19. | 12. | 11. | 1. | 16. | 6. |
| 10514 | 29. | 20. | 3. | 28. | 2. | 3. | 18. | 4. |
| 10536 | 19. | 22. | 13. | 21. | 21. | 7. | 2. | 8. |
| MEAN | 27. | 20. | 13. | 15. | 12. | 10. | 8. | 6. |
| S.D. | 4.7 | 3.2 | 5.2 | 6.7 | 8.2 | 5.5 | 6.2 | 4.8 |
| S.E. | 1.5 | 1.0 | 1.6 | 2.1 | 2.6 | 1.8 | 2.0 | 1.5 |
| N | 10 | 10 | 10 | 10 | 10 | 10 | 10 | 10 |

TABLE A7

PROJECT NO.:WIL-402023 A 90-DAY DERMAL STUDY UTILIZING CLARIFIED OILS IN RATS 

SPONSOR:AMERICAN PETROLEUM INDIVIDUAL BODY WEIGHT CHANGES [G]

FEMALE GROUP: 0 MG/KG/DAY

| WEEK | -2 TO -1 | -1 TO 0 | 0 TO 1 | 1 TO 2 | 2 TO 3 | 3 TO 4 | 4 TO 5 | 5 TO 6 |
|---|---|---|---|---|---|---|---|---|
| ANIMAL | | | | | | | | |
| 10481 | 30. | 22. | 30. | 18. | 2. | 12. | 3. | 19. |
| 10505 | 23. | 22. | 20. | 9. | 24. | 9. | 10. | -1. |
| 10489 | 17. | 20. | 15. | 19. | 5. | 19. | 0. | 12. |
| 10502 | 21. | 29. | 27. | 20. | 18. | 10. | 19. | 11. |
| 10519 | 32. | 27. | 27. | 18. | 25. | 12. | 23. | 9. |
| 10478 | 28. | 26. | 21. | 12. | 26. | 21. | 15. | 4. |
| 10530 | 19. | 11. | 23. | 10. | 16. | 14. | 4. | 12. |
| 10534 | 30. | 17. | 17. | 15. | 18. | 14. | 5. | 9. |
| 10535 | 33. | 22. | 25. | 20. | 11. | 26. | 13. | 0. |
| 10537 | 19. | 20. | 10. | 13. | 9. | 13. | -1. | 9. |
| MEAN | 25. | 22. | 22. | 15. | 15. | 15. | 9. | 8. |
| S.D. | 6.0 | 5.2 | 6.2 | 4.2 | 8.4 | 5.4 | 8.2 | 6.0 |
| S.E. | 1.9 | 1.6 | 2.0 | 1.3 | 2.7 | 1.7 | 2.6 | 1.9 |
| N | 10 | 10 | 10 | 10 | 10 | 10 | 10 | 10 |

TABLE A7

PROJECT NO.:WIL-402023 A 90-DAY DERMAL STUDY UTILIZING CLARIFIED OILS IN RATS 

SPONSOR:AMERICAN PETROLEUM INDIVIDUAL BODY WEIGHT CHANGES [G]

FEMALE GROUP: 5 MG/KG/DAY

| WEEK | -2 TO -1 | -1 TO 0 | 0 TO 1 | 1 TO 2 | 2 TO 3 | 3 TO 4 | 4 TO 5 | 5 TO 6 |
|---|---|---|---|---|---|---|---|---|
| ANIMAL | | | | | | | | |
| 10479 | 27. | 13. | 22. | 18. | 9. | 15. | 5. | 5. |
| 10482 | 28. | 24. | 8. | 24. | 21. | 7. | -2. | 14. |
| 10490 | 22. | 19. | 15. | 10. | 20. | 7. | -1. | -1. |
| 10501 | 26. | 13. | 32. | 23. | 20. | 8. | 14. | 16. |
| 10508 | 30. | 22. | 6. | 25. | 10. | -9. | 27. | 1. |
| 10513 | 21. | 24. | 24. | 3. | 23. | -2. | 19. | 7. |
| 10520 | 30. | 24. | 10. | 20. | 12. | 11. | -2. | 17. |
| 10521 | 22. | 21. | 15. | 19. | 12. | 3. | 19. | 10. |
| 10531 | 28. | 21. | 19. | 15. | 20. | 5. | 11. | 7. |
| 10532 | 11. | 25. | 13. | 7. | 21. | 11. | 8. | 10. |
| MEAN | 25. | 21. | 16. | 16. | 17. | 6. | 10. | 9. |
| S.D. | 5.8 | 4.4 | 8.0 | 7.5 | 5.3 | 6.9 | 10.0 | 6.0 |
| S.E. | 1.8 | 1.4 | 2.5 | 2.4 | 1.7 | 2.2 | 3.2 | 1.9 |
| N | 10 | 10 | 10 | 10 | 10 | 10 | 10 | 10 |

TABLE A7

PROJECT NO.:WIL-402023 A 90-DAY DERMAL STUDY UTILIZING CLARIFIED OILS IN RATS 

SPONSOR:AMERICAN PETROLEUM INDIVIDUAL BODY WEIGHT CHANGES [G]

FEMALE GROUP: 25 MG/KG/DAY

| WEEK | -2 TO -1 | -1 TO 0 | 0 TO 1 | 1 TO 2 | 2 TO 3 | 3 TO 4 | 4 TO 5 | 5 TO 6 |
|---|---|---|---|---|---|---|---|---|
| ANIMAL | | | | | | | | |
| 10485 | 26. | 21. | 20. | 15. | 3. | 11. | 7. | 7. |
| 10492 | 27. | 17. | 10. | 19. | 10. | 10. | 0. | 17. |
| 10497 | 24. | 16. | 14. | 8. | 14. | 1. | 0. | 13. |
| 10498 | 30. | 17. | 21. | 18. | 21. | 5. | 3. | 12. |
| 10500 | 40. | 31. | 19. | 12. | 13. | 11. | 6. | 3. |
| 10504 | 15. | 19. | 8. | 13. | 7. | 0. | 14. | 2. |
| 10506 | 37. | 22. | 7. | 13. | 17. | 0. | 5. | 1. |
| 10507 | 27. | 18. | 16. | 11. | 1. | 6. | -7. | -15. |
| 10509 | 26. | 20. | 11. | 11. | 8. | 12. | 4. | 2. |
| 10515 | 36. | 24. | 4. | 25. | 16. | 7. | -3. | 12. |
| MEAN | 29. | 21. | 13. | 15. | 11. | 6. | 3. | 5. |
| S.D. | 7.3 | 4.5 | 5.9 | 4.9 | 6.4 | 4.7 | 5.8 | 9.1 |
| S.E. | 2.3 | 1.4 | 1.9 | 1.6 | 2.0 | 1.5 | 1.8 | 2.9 |
| N | 10 | 10 | 10 | 10 | 10 | 10 | 10 | 10 |

TABLE A7

PROJECT NO.:WIL-402023 A 90-DAY DERMAL STUDY UTILIZING CLARIFIED OILS IN RATS 

SPONSOR:AMERICAN PETROLEUM INDIVIDUAL BODY WEIGHT CHANGES [G]

FEMALE GROUP: 50 MG/KG/DAY

| WEEK | -2 TO -1 | -1 TO 0 | 0 TO 1 | 1 TO 2 | 2 TO 3 | 3 TO 4 | 4 TO 5 | 5 TO 6 |
|---|---|---|---|---|---|---|---|---|
| ANIMAL | | | | | | | | |
| 10484 | 30. | 21. | 21. | 9. | 14. | 12. | 13. | 5. |
| 10503 | 31. | 15. | 8. | 10. | 10. | -1. | 2. | 6. |
| 10510 | 28. | 12. | 16. | 4. | 10. | 10. | 5. | 1. |
| 10516 | 32. | 25. | 7. | 18. | 5. | 7. | 5. | 3. |
| 10517 | 21. | 22. | 12. | 9. | 19. | 7. | 5. | 1. |
| 10523 | 30. | 22. | 13. | 18. | 11. | 11. | 1. | -34. |
| 10524 | 25. | 23. | 13. | 15. | 6. | 7. | -2. | 4. |
| 10526 | 28. | 19. | 20. | 18. | 11. | 9. | 3. | 11. |
| 10527 | 21. | 19. | 13. | 13. | 5. | 9. | 4. | 6. |
| 10529 | 20. | 21. | 16. | 11. | 15. | 7. | 0. | 5. |
| MEAN | 27. | 20. | 14. | 13. | 11. | 8. | 4. | 1. |
| S.D. | 4.5 | 3.9 | 4.5 | 4.7 | 4.6 | 3.6 | 4.1 | 12.6 |
| S.E. | 1.4 | 1.2 | 1.4 | 1.5 | 1.4 | 1.1 | 1.3 | 4.0 |
| N | 10 | 10 | 10 | 10 | 10 | 10 | 10 | 10 |

TABLE A7

PROJECT NO.:WIL-402023 A 90-DAY DERMAL STUDY UTILIZING CLARIFIED OILS IN RATS 

SPONSOR:AMERICAN PETROLEUM INDIVIDUAL BODY WEIGHT CHANGES [G]

FEMALE GROUP: UNTREATED

| WEEK | 6 TO 7 | 7 TO 8 | 8 TO 9 | 9 TO 10 | 10 TO 11 | 11 TO 12 | 12 TO 12' |
|---|---|---|---|---|---|---|---|
| ANIMAL | | | | | | | |
| 10486 | 14. | 7. | -2. | -3. | 10. | 8. | -1. |
| 10491 | 17. | 3. | 3. | 1. | 9. | 6. | -6. |
| 10494 | 14. | 2. | 12. | -2. | -5. | 20. | -16. |
| 10495 | 8. | 9. | 8. | 0. | 0. | -1. | 0. |
| 10496 | 16. | -10. | 11. | 9. | 7. | 0. | -1. |
| 10499 | 7. | 4. | 11. | -5. | 7. | -4. | -6. |
| 10511 | -3. | 9. | 2. | 7. | -2. | 4. | 0. |
| 10512 | 7. | 7. | 0. | 6. | 4. | -1. | -2. |
| 10514 | 8. | 13. | 2. | 1. | 8. | -6. | -10. |
| 10536 | 11. | 7. | 8. | 4. | 7. | -1. | -8. |
| MEAN | 10. | 5. | 6. | 2. | 5. | 3. | -5. |
| S.D. | 5.9 | 6.2 | 5.1 | 4.6 | 5.1 | 7.5 | 5.2 |
| S.E. | 1.9 | 2.0 | 1.6 | 1.5 | 1.6 | 2.4 | 1.7 |
| N | 10 | 10 | 10 | 10 | 10 | 10 | 10 |

TABLE A7

PROJECT NO.:WIL-402023 A 90-DAY DERMAL STUDY UTILIZING CLARIFIED OILS IN RATS 

SPONSOR:AMERICAN PETROLEUM INDIVIDUAL BODY WEIGHT CHANGES [G]

FEMALE GROUP: 0 MG/KG/DAY

| WEEK | 6 TO 7 | 7 TO 8 | 8 TO 9 | 9 TO 10 | 10 TO 11 | 11 TO 12 | 12 TO 12' |
|---|---|---|---|---|---|---|---|
| ANIMAL | | | | | | | |
| 10481 | 7. | 5. | 17. | -6. | 8. | -1. | -8. |
| 10505 | 16. | 9. | 7. | -11. | 11. | 4. | -4. |
| 10489 | 10. | -6. | 8. | 7. | 10. | -3. | 4. |
| 10502 | -1. | 2. | 9. | 7. | -2. | -2. | 3. |
| 10519 | -2. | 1. | 3. | 14. | -7. | 9. | -3. |
| 10478 | 21. | 12. | 11. | 9. | 4. | 7. | -5. |
| 10530 | 5. | 4. | 3. | 11. | 2. | -1. | -5. |
| 10534 | 13. | -7. | 8. | 5. | 6. | -2. | -8. |
| 10535 | 10. | 6. | 4. | 12. | 0. | 7. | -7. |
| 10537 | 5. | 1. | 1. | -1. | 1. | 5. | 0. |
| MEAN | 8. | 3. | 7. | 5. | 3. | 2. | -3. |
| S.D. | 7.2 | 6.0 | 4.7 | 8.2 | 5.6 | 4.5 | 4.3 |
| S.E. | 2.3 | 1.9 | 1.5 | 2.6 | 1.8 | 1.4 | 1.4 |
| N | 10 | 10 | 10 | 10 | 10 | 10 | 10 |

TABLE A7

PROJECT NO.:WIL-402023 A 90-DAY DERMAL STUDY UTILIZING CLARIFIED OILS IN RATS 

SPONSOR:AMERICAN PETROLEUM INDIVIDUAL BODY WEIGHT CHANGES [G]

FEMALE GROUP: 5 MG/KG/DAY

| WEEK | 6 TO 7 | 7 TO 8 | 8 TO 9 | 9 TO 10 | 10 TO 11 | 11 TO 12 | 12 TO 12' |
|---|---|---|---|---|---|---|---|
| ANIMAL | | | | | | | |
| 10479 | 16. | -4. | 7. | -1. | 2. | 9. | -10. |
| 10482 | 9. | 0. | 16. | 8. | -4. | 10. | -8. |
| 10490 | 17. | 4. | -1. | 2. | 3. | 1. | 0. |
| 10501 | -4. | 11. | 2. | 15. | -5. | 11. | -8. |
| 10508 | 4. | 12. | -4. | 4. | 8. | 5. | -1. |
| 10513 | 7. | 12. | 7. | 7. | -7. | 9. | -7. |
| 10520 | -1. | 7. | 6. | 8. | 3. | 7. | -2. |
| 10521 | 7. | -2. | 15. | 7. | -1. | 13. | -7. |
| 10531 | 12. | 2. | -3. | 12. | -5. | 3. | -11. |
| 10532 | 13. | 3. | 8. | 8. | 12. | -5. | 4. |
| MEAN | 8. | 5. | 5. | 7. | 1. | 6. | -5. |
| S.D. | 6.9 | 5.8 | 6.9 | 4.6 | 6.2 | 5.4 | 4.9 |
| S.E. | 2.2 | 1.8 | 2.2 | 1.5 | 2.0 | 1.7 | 1.6 |
| N | 10 | 10 | 10 | 10 | 10 | 10 | 10 |

TABLE A7

PROJECT NO.:WIL-402023 A 90-DAY DERMAL STUDY UTILIZING CLARIFIED OILS IN RATS 

SPONSOR:AMERICAN PETROLEUM INDIVIDUAL BODY WEIGHT CHANGES [G]

FEMALE GROUP: 25 MG/KG/DAY

| WEEK | 6 TO 7 | 7 TO 8 | 8 TO 9 | 9 TO 10 | 10 TO 11 | 11 TO 12 | 12 TO 12' |
|---|---|---|---|---|---|---|---|
| ANIMAL | | | | | | | |
| 10485 | 1. | 8. | 2. | 1. | -1. | 5. | -6. |
| 10492 | -2. | 7. | 0. | 5. | 9. | -3. | -2. |
| 10497 | 5. | -9. | 17. | -3. | -3. | 10. | -8. |
| 10498 | 15. | 0. | 10. | -5. | 4. | 6. | 3. |
| 10500 | 2. | 5. | -5. | 6. | 2. | 3. | -3. |
| 10504 | 10. | 4. | 1. | 2. | 5. | 2. | -5. |
| 10506 | 8. | -5. | 6. | -6. | 8. | -2. | -1. |
| 10507 | -5. | 7. | | | | | |
| 10509 | 10. | -1. | 13. | 5. | -8. | 5. | 2. |
| 10515 | -4. | 7. | 4. | 5. | 0. | -2. | 4. |
| MEAN | 4. | 2. | 5. | 1. | 2. | 3. | -2. |
| S.D. | 6.7 | 5.8 | 6.9 | 4.7 | 5.4 | 4.4 | 4.2 |
| S.E. | 2.1 | 1.8 | 2.3 | 1.6 | 1.8 | 1.5 | 1.4 |
| N | 10 | 10 | 9 | 9 | 9 | 9 | 9 |

TABLE A7

PROJECT NO.:WIL-402023 A 90-DAY DERMAL STUDY UTILIZING CLARIFIED OILS IN RATS 

SPONSOR:AMERICAN PETROLEUM INDIVIDUAL BODY WEIGHT CHANGES [G]

FEMALE GROUP: 50 MG/KG/DAY

| WEEK | 6 TO 7 | 7 TO 8 | 8 TO 9 | 9 TO 10 | 10 TO 11 | 11 TO 12 | 12 TO 12' |
|---|---|---|---|---|---|---|---|
| ANIMAL | | | | | | | |
| 10484 | 15. | -4. | 14. | -6. | 10. | -16. | 2. |
| 10503 | 14. | 7. | -3. | 7. | 5. | 8. | -4. |
| 10510 | 9. | 1. | 4. | -3. | -21. | -27. | |
| 10516 | 11. | 2. | 8. | 6. | -7. | 7. | 4. |
| 10517 | 15. | 7. | 6. | -4. | 5. | 12. | 3. |
| 10523 | -1. | -12. | | | | | |
| 10524 | 7. | -15. | -20. | -32. | | | |
| 10526 | 3. | 2. | 3. | 2. | 4. | 3. | -8. |
| 10527 | -2. | 11. | 4. | 4. | 7. | 2. | -5. |
| 10529 | 10. | 9. | -4. | 8. | 9. | 0. | -5. |
| MEAN | 8. | 1. | 1. | -2. | 2. | -1. | -2. |
| S.D. | 6.3 | 8.7 | 9.7 | 12.3 | 10.5 | 13.3 | 4.7 |
| S.E. | 2.0 | 2.8 | 3.2 | 4.1 | 3.7 | 4.7 | 1.8 |
| N | 10 | 10 | 9 | 9 | 8 | 8 | 7 |

PBFTSv4.52
08/15/2011
R:10/18/2011

**FINAL REPORT**

| | |
|---|---|
| Contents: | Volume 4 of 4<br>Appendix K (continued) |
| Study Title: | A 90-Day Repeat-Dose Dermal Toxicity Study Utilizing Clarified Oils, Catalytic Cracked in Sprague Dawley Rats |
| Laboratory Project ID: | WIL-402023 |
| Author: | Angela S. Burke, PhD, DABT |
| Test Guideline: | OPPTS Guideline 870.3250<br>40 CFR 798.2250<br>OECD Guideline 411 |
| Study Completion Date: | 3 August 2012 |
| Performing Laboratory: | WIL Research Laboratories, LLC<br>1407 George Road<br>Ashland, OH 44805-8946 |
| Sponsor: | American Petroleum Institute<br>1220 L Street, NW<br>Washington, DC 20005 |
| Total Number of Pages: | 1326 |

# APPENDIX K

Individual Animal Data (continued)

TABLE A8

PROJECT NO.:WIL-402023 A 90-DAY DERMAL STUDY UTILIZING CLARIFIED OILS IN RATS 

SPONSOR:AMERICAN PETROLEUM INDIVIDUAL CUMULATIVE BODY WEIGHT CHANGES [G]

MALE GROUP: UNTREATED

| WEEK | 0 TO 1 | 0 TO 2 | 0 TO 3 | 0 TO 4 | 0 TO 5 | 0 TO 6 | 0 TO 7 | 0 TO 8 |
|---|---|---|---|---|---|---|---|---|
| ANIMAL | | | | | | | | |
| 10419 | 24. | 51. | 72. | 97. | 115. | 140. | 157. | 180. |
| 10430 | 44. | 74. | 114. | 150. | 170. | 187. | 212. | 225. |
| 10437 | 36. | 63. | 79. | 97. | 121. | 144. | 124. | 165. |
| 10444 | 27. | 46. | 76. | 103. | 115. | 139. | 162. | 177. |
| 10445 | 33. | 61. | 86. | 109. | 128. | 146. | 159. | 168. |
| 10447 | 41. | 78. | 119. | 150. | 173. | 201. | 216. | 219. |
| 10456 | 41. | 66. | 111. | 146. | 169. | 193. | 217. | 237. |
| 10460 | 35. | 60. | 85. | 106. | 119. | 127. | 143. | 157. |
| 10462 | 43. | 75. | 106. | 134. | 151. | 166. | 181. | 192. |
| 10477 | 25. | 56. | 92. | 122. | 142. | 174. | 192. | 216. |
| MEAN | 35. | 63. | 94. | 121. | 140. | 162. | 176. | 194. |
| S.D. | 7.5 | 10.5 | 17.1 | 21.9 | 23.9 | 26.0 | 32.5 | 28.5 |
| S.E. | 2.4 | 3.3 | 5.4 | 6.9 | 7.6 | 8.2 | 10.3 | 9.0 |
| N | 10 | 10 | 10 | 10 | 10 | 10 | 10 | 10 |

TABLE A8

PROJECT NO.:WIL-402023 A 90-DAY DERMAL STUDY UTILIZING CLARIFIED OILS IN RATS 

SPONSOR:AMERICAN PETROLEUM INDIVIDUAL CUMULATIVE BODY WEIGHT CHANGES [G]

MALE GROUP: 0 MG/KG/DAY

| WEEK | 0 TO 1 | 0 TO 2 | 0 TO 3 | 0 TO 4 | 0 TO 5 | 0 TO 6 | 0 TO 7 | 0 TO 8 |
|---|---|---|---|---|---|---|---|---|
| ANIMAL | | | | | | | | |
| 10420 | 38. | 58. | 92. | 104. | 123. | 133. | 155. | 169. |
| 10432 | 28. | 50. | 86. | 116. | 137. | 161. | 173. | 195. |
| 10438 | 36. | 62. | 102. | 136. | 150. | 176. | 186. | 214. |
| 10443 | 21. | 42. | 66. | 95. | 108. | 127. | 129. | 150. |
| 10457 | 18. | 43. | 69. | 87. | 111. | 123. | 153. | 166. |
| 10459 | 34. | 48. | 73. | 101. | 124. | 146. | 155. | 173. |
| 10467 | 36. | 72. | 113. | 146. | 167. | 192. | 210. | 226. |
| 10469 | 37. | 61. | 98. | 123. | 150. | 170. | 176. | 191. |
| 10475 | 44. | 77. | 111. | 143. | 162. | 176. | 190. | 210. |
| 10476 | 42. | 70. | 93. | 117. | 138. | 161. | 170. | 187. |
| MEAN | 33. | 58. | 90. | 117. | 137. | 157. | 170. | 188. |
| S.D. | 8.5 | 12.3 | 16.7 | 20.3 | 20.4 | 23.3 | 22.9 | 24.0 |
| S.E. | 2.7 | 3.9 | 5.3 | 6.4 | 6.5 | 7.4 | 7.2 | 7.6 |
| N | 10 | 10 | 10 | 10 | 10 | 10 | 10 | 10 |

TABLE A8

PROJECT NO.:WIL-402023 A 90-DAY DERMAL STUDY UTILIZING CLARIFIED OILS IN RATS 

SPONSOR:AMERICAN PETROLEUM INDIVIDUAL CUMULATIVE BODY WEIGHT CHANGES [G]

MALE GROUP: 5 MG/KG/DAY

| WEEK | 0 TO 1 | 0 TO 2 | 0 TO 3 | 0 TO 4 | 0 TO 5 | 0 TO 6 | 0 TO 7 | 0 TO 8 |
|---|---|---|---|---|---|---|---|---|
| ANIMAL | | | | | | | | |
| 10425 | 41. | 69. | 90. | 120. | 143. | 166. | 178. | 184. |
| 10426 | 41. | 70. | 101. | 130. | 150. | 172. | 182. | 202. |
| 10435 | 33. | 58. | 90. | 109. | 129. | 143. | 146. | 156. |
| 10436 | 36. | 73. | 123. | 154. | 175. | 201. | 216. | 235. |
| 10446 | 25. | 45. | 66. | 87. | 102. | 120. | 134. | 134. |
| 10449 | 29. | 66. | 93. | 118. | 131. | 155. | 163. | 165. |
| 10453 | 23. | 35. | 60. | 75. | 88. | 109. | 116. | 129. |
| 10465 | 30. | 61. | 100. | 116. | 150. | 167. | 178. | 198. |
| 10470 | 39. | 58. | 88. | 111. | 138. | 150. | 173. | 181. |
| 10474 | 24. | 54. | 91. | 126. | 152. | 176. | 188. | 210. |
| MEAN | 32. | 59. | 90. | 115. | 136. | 156. | 167. | 179. |
| S.D. | 7.0 | 11.9 | 17.6 | 22.0 | 25.3 | 27.1 | 28.8 | 33.8 |
| S.E. | 2.2 | 3.8 | 5.6 | 6.9 | 8.0 | 8.6 | 9.1 | 10.7 |
| N | 10 | 10 | 10 | 10 | 10 | 10 | 10 | 10 |

TABLE A8

PROJECT NO.:WIL-402023 A 90-DAY DERMAL STUDY UTILIZING CLARIFIED OILS IN RATS 

SPONSOR:AMERICAN PETROLEUM INDIVIDUAL CUMULATIVE BODY WEIGHT CHANGES [G]

MALE GROUP: 25 MG/KG/DAY

| WEEK | 0 TO 1 | 0 TO 2 | 0 TO 3 | 0 TO 4 | 0 TO 5 | 0 TO 6 | 0 TO 7 | 0 TO 8 |
|---|---|---|---|---|---|---|---|---|
| ANIMAL | | | | | | | | |
| 10429 | 31. | 44. | 71. | 76. | 96. | 123. | 117. | 141. |
| 10441 | 20. | 36. | 68. | 87. | 96. | 108. | 119. | 135. |
| 10442 | 25. | 40. | 65. | 81. | 84. | 95. | 89. | 105. |
| 10455 | 34. | 56. | 86. | 110. | 118. | 136. | 153. | 165. |
| 10458 | 38. | 80. | 113. | 144. | 155. | 175. | 194. | 209. |
| 10463 | 46. | 76. | 104. | 124. | 149. | 161. | 186. | 189. |
| 10464 | 28. | 37. | 68. | 88. | 99. | 109. | 134. | 143. |
| 10466 | 35. | 64. | 91. | 103. | 134. | 150. | 164. | 189. |
| 10471 | 40. | 70. | 103. | 127. | 137. | 150. | 177. | 180. |
| 10473 | 21. | 44. | 74. | 99. | 125. | 146. | 165. | 190. |
| MEAN | 32. | 55. | 84. | 104. | 119. | 135. | 150. | 165. |
| S.D. | 8.4 | 16.7 | 17.6 | 22.2 | 24.6 | 25.8 | 34.0 | 32.5 |
| S.E. | 2.7 | 5.3 | 5.6 | 7.0 | 7.8 | 8.2 | 10.8 | 10.3 |
| N | 10 | 10 | 10 | 10 | 10 | 10 | 10 | 10 |

TABLE A8

PROJECT NO.:WIL-402023 A 90-DAY DERMAL STUDY UTILIZING CLARIFIED OILS IN RATS 

SPONSOR:AMERICAN PETROLEUM INDIVIDUAL CUMULATIVE BODY WEIGHT CHANGES [G]

MALE GROUP: 50 MG/KG/DAY

| WEEK | 0 TO 1 | 0 TO 2 | 0 TO 3 | 0 TO 4 | 0 TO 5 | 0 TO 6 | 0 TO 7 | 0 TO 8 |
|---|---|---|---|---|---|---|---|---|
| ANIMAL | | | | | | | | |
| 10424 | 18. | 30. | 54. | 75. | 91. | 101. | 111. | 132. |
| 10427 | 26. | 60. | 79. | 103. | 110. | 114. | 122. | 133. |
| 10433 | 25. | 52. | 71. | 95. | 104. | 114. | 120. | 125. |
| 10439 | 34. | 73. | 93. | 108. | 131. | 154. | 172. | 171. |
| 10440 | 25. | 34. | 52. | 65. | 70. | 88. | 100. | 107. |
| 10448 | 38. | 65. | 90. | 104. | 117. | 133. | 155. | 158. |
| 10450 | 26. | 31. | 50. | 67. | 89. | 95. | 108. | 116. |
| 10451 | 43. | 66. | 89. | 33. | 56. | 72. | 97. | |
| 10452 | 22. | 44. | 63. | 82. | 98. | 29. | -6. | |
| 10472 | 26. | 40. | 56. | 74. | 79. | 95. | 112. | 124. |
| MEAN | 28. | 50. | 70. | 81. | 95. | 100. | 109. | 133. |
| S.D. | 7.6 | 15.9 | 17.0 | 23.0 | 22.5 | 34.0 | 47.0 | 21.3 |
| S.E. | 2.4 | 5.0 | 5.4 | 7.3 | 7.1 | 10.8 | 14.8 | 7.5 |
| N | 10 | 10 | 10 | 10 | 10 | 10 | 10 | 8 |

TABLE A8

PROJECT NO.:WIL-402023 A 90-DAY DERMAL STUDY UTILIZING CLARIFIED OILS IN RATS 

SPONSOR:AMERICAN PETROLEUM INDIVIDUAL CUMULATIVE BODY WEIGHT CHANGES [G]

MALE GROUP: UNTREATED

| WEEK | 0 TO 9 | 0 TO 10 | 0 TO 11 | 0 TO 12 | 0 TO 12' |
|---|---|---|---|---|---|
| ANIMAL | | | | | |
| 10419 | 183. | 192. | 211. | 231. | 225. |
| 10430 | 239. | 257. | 273. | 283. | 285. |
| 10437 | 183. | 198. | 205. | 222. | 226. |
| 10444 | 186. | 196. | 207. | 217. | 216. |
| 10445 | 181. | 187. | 195. | 204. | 195. |
| 10447 | 251. | 258. | 271. | 280. | 278. |
| 10456 | 254. | 276. | 291. | 315. | 296. |
| 10460 | 159. | 168. | 171. | 182. | 178. |
| 10462 | 197. | 210. | 221. | 228. | 224. |
| 10477 | 238. | 255. | 268. | 286. | 288. |
| MEAN | 207. | 220. | 231. | 245. | 241. |
| S.D. | 34.6 | 37.9 | 40.8 | 43.1 | 42.2 |
| S.E. | 11.0 | 12.0 | 12.9 | 13.6 | 13.3 |
| N | 10 | 10 | 10 | 10 | 10 |

TABLE A8

PROJECT NO.:WIL-402023 A 90-DAY DERMAL STUDY UTILIZING CLARIFIED OILS IN RATS 

SPONSOR:AMERICAN PETROLEUM INDIVIDUAL CUMULATIVE BODY WEIGHT CHANGES [G]

MALE GROUP: 0 MG/KG/DAY

| WEEK | 0 TO 9 | 0 TO 10 | 0 TO 11 | 0 TO 12 | 0 TO 12' |
|---|---|---|---|---|---|
| ANIMAL | | | | | |
| 10420 | 177. | 183. | 190. | 203. | 201. |
| 10432 | 205. | 221. | 236. | 243. | 235. |
| 10438 | 230. | 252. | 281. | 294. | 253. |
| 10443 | 162. | 174. | 190. | 198. | 192. |
| 10457 | 180. | 195. | 196. | 205. | 201. |
| 10459 | 189. | 200. | 212. | 218. | 212. |
| 10467 | 248. | 264. | 279. | 291. | 295. |
| 10469 | 207. | 225. | 232. | 245. | 245. |
| 10475 | 221. | 235. | 245. | 253. | 249. |
| 10476 | 193. | 209. | 221. | 226. | 219. |
| MEAN | 201. | 216. | 228. | 238. | 230. |
| S.D. | 26.3 | 29.2 | 33.3 | 34.5 | 31.5 |
| S.E. | 8.3 | 9.2 | 10.5 | 10.9 | 10.0 |
| N | 10 | 10 | 10 | 10 | 10 |

TABLE A8

PROJECT NO.:WIL-402023 A 90-DAY DERMAL STUDY UTILIZING CLARIFIED OILS IN RATS 

SPONSOR:AMERICAN PETROLEUM INDIVIDUAL CUMULATIVE BODY WEIGHT CHANGES [G]

MALE GROUP: 5 MG/KG/DAY

| WEEK | 0 TO 9 | 0 TO 10 | 0 TO 11 | 0 TO 12 | 0 TO 12' |
|---|---|---|---|---|---|
| ANIMAL | | | | | |
| 10425 | 199. | 215. | 219. | 225. | 213. |
| 10426 | 181. | 203. | 226. | 239. | 232. |
| 10435 | 175. | 168. | 165. | 176. | 148. |
| 10436 | 230. | 249. | 263. | 275. | 264. |
| 10446 | 144. | 154. | 166. | 175. | 180. |
| 10449 | 182. | 198. | 203. | 210. | 203. |
| 10453 | 136. | 142. | 153. | 159. | 164. |
| 10465 | 203. | 212. | 221. | 234. | 232. |
| 10470 | 192. | 209. | 215. | 231. | 231. |
| 10474 | 219. | 236. | 244. | 257. | 250. |
| MEAN | 186. | 199. | 208. | 218. | 212. |
| S.D. | 29.7 | 34.4 | 36.0 | 37.8 | 37.7 |
| S.E. | 9.4 | 10.9 | 11.4 | 11.9 | 11.9 |
| N | 10 | 10 | 10 | 10 | 10 |

TABLE A8

PROJECT NO.:WIL-402023 A 90-DAY DERMAL STUDY UTILIZING CLARIFIED OILS IN RATS 

SPONSOR:AMERICAN PETROLEUM INDIVIDUAL CUMULATIVE BODY WEIGHT CHANGES [G]

MALE GROUP: 25 MG/KG/DAY

| WEEK | 0 TO 9 | 0 TO 10 | 0 TO 11 | 0 TO 12 | 0 TO 12' |
|---|---|---|---|---|---|
| ANIMAL | | | | | |
| 10429 | 161. | 165. | 175. | 184. | 165. |
| 10441 | 153. | 163. | 171. | 181. | 185. |
| 10442 | 119. | 132. | 143. | 146. | 147. |
| 10455 | 181. | 193. | 194. | 206. | 200. |
| 10458 | 209. | 238. | 262. | 262. | 265. |
| 10463 | 202. | 209. | 222. | 226. | 220. |
| 10464 | 158. | 165. | 171. | 187. | 187. |
| 10466 | 197. | 207. | 208. | 212. | 216. |
| 10471 | 191. | 204. | 217. | 235. | 231. |
| 10473 | 206. | 225. | 242. | 246. | 247. |
| MEAN | 178. | 190. | 201. | 209. | 206. |
| S.D. | 29.2 | 32.9 | 36.6 | 35.0 | 36.6 |
| S.E. | 9.2 | 10.4 | 11.6 | 11.1 | 11.6 |
| N | 10 | 10 | 10 | 10 | 10 |

TABLE A8

PROJECT NO.:WIL-402023 A 90-DAY DERMAL STUDY UTILIZING CLARIFIED OILS IN RATS 

SPONSOR:AMERICAN PETROLEUM INDIVIDUAL CUMULATIVE BODY WEIGHT CHANGES [G]

MALE GROUP: 50 MG/KG/DAY

| WEEK | 0 TO 9 | 0 TO 10 | 0 TO 11 | 0 TO 12 | 0 TO 12' |
|---|---|---|---|---|---|
| ANIMAL | | | | | |
| 10424 | 138. | 158. | 164. | 168. | 171. |
| 10427 | 73. | 33. | -47. | | |
| 10433 | 64. | | | | |
| 10439 | 120. | 141. | 178. | 167. | 117. |
| 10440 | 111. | 124. | 139. | 147. | 138. |
| 10448 | 115. | 61. | | | |
| 10450 | 126. | 136. | 148. | 155. | 158. |
| 10472 | 134. | 149. | 148. | 159. | 158. |
| MEAN | 110. | 115. | 122. | 159. | 148. |
| S.D. | 27.3 | 48.0 | 83.8 | 8.7 | 21.1 |
| S.E. | 9.7 | 18.2 | 34.2 | 3.9 | 9.5 |
| N | 8 | 7 | 6 | 5 | 5 |

TABLE A8

PROJECT NO.:WIL-402023 A 90-DAY DERMAL STUDY UTILIZING CLARIFIED OILS IN RATS 

SPONSOR:AMERICAN PETROLEUM INDIVIDUAL CUMULATIVE BODY WEIGHT CHANGES [G]

FEMALE GROUP: UNTREATED

| WEEK | 0 TO 1 | 0 TO 2 | 0 TO 3 | 0 TO 4 | 0 TO 5 | 0 TO 6 | 0 TO 7 | 0 TO 8 |
|---|---|---|---|---|---|---|---|---|
| ANIMAL | | | | | | | | |
| 10486 | 10. | 22. | 39. | 52. | 56. | 65. | 79. | 86. |
| 10491 | 14. | 21. | 39. | 52. | 55. | 54. | 71. | 74. |
| 10494 | 10. | 27. | 49. | 61. | 68. | 80. | 94. | 96. |
| 10495 | 16. | 24. | 24. | 40. | 50. | 49. | 57. | 66. |
| 10496 | 11. | 28. | 29. | 48. | 54. | 67. | 83. | 73. |
| 10499 | 16. | 25. | 38. | 48. | 50. | 57. | 64. | 68. |
| 10511 | 21. | 41. | 51. | 61. | 77. | 81. | 78. | 87. |
| 10512 | 19. | 31. | 42. | 43. | 59. | 65. | 72. | 79. |
| 10514 | 3. | 31. | 33. | 36. | 54. | 58. | 66. | 79. |
| 10536 | 13. | 34. | 55. | 62. | 64. | 72. | 83. | 90. |
| MEAN | 13. | 28. | 40. | 50. | 59. | 65. | 75. | 80. |
| S.D. | 5.2 | 6.1 | 9.8 | 9.1 | 8.6 | 10.7 | 10.9 | 9.8 |
| S.E. | 1.6 | 1.9 | 3.1 | 2.9 | 2.7 | 3.4 | 3.4 | 3.1 |
| N | 10 | 10 | 10 | 10 | 10 | 10 | 10 | 10 |

TABLE A8

PROJECT NO.:WIL-402023 A 90-DAY DERMAL STUDY UTILIZING CLARIFIED OILS IN RATS 

SPONSOR:AMERICAN PETROLEUM INDIVIDUAL CUMULATIVE BODY WEIGHT CHANGES [G]

FEMALE GROUP: 0 MG/KG/DAY

| WEEK | 0 TO 1 | 0 TO 2 | 0 TO 3 | 0 TO 4 | 0 TO 5 | 0 TO 6 | 0 TO 7 | 0 TO 8 |
|---|---|---|---|---|---|---|---|---|
| ANIMAL | | | | | | | | |
| 10481 | 30. | 48. | 50. | 62. | 65. | 84. | 91. | 96. |
| 10505 | 20. | 29. | 53. | 62. | 72. | 71. | 87. | 96. |
| 10489 | 15. | 34. | 39. | 58. | 58. | 70. | 80. | 74. |
| 10502 | 27. | 47. | 65. | 75. | 94. | 105. | 104. | 106. |
| 10519 | 27. | 45. | 70. | 82. | 105. | 114. | 112. | 113. |
| 10478 | 21. | 33. | 59. | 80. | 95. | 99. | 120. | 132. |
| 10530 | 23. | 33. | 49. | 63. | 67. | 79. | 84. | 88. |
| 10534 | 17. | 32. | 50. | 64. | 69. | 78. | 91. | 84. |
| 10535 | 25. | 45. | 56. | 82. | 95. | 95. | 105. | 111. |
| 10537 | 10. | 23. | 32. | 45. | 44. | 53. | 58. | 59. |
| MEAN | 22. | 37. | 52. | 67. | 76. | 85. | 93. | 96. |
| S.D. | 6.2 | 8.7 | 11.3 | 12.1 | 19.7 | 18.5 | 17.9 | 21.0 |
| S.E. | 2.0 | 2.7 | 3.6 | 3.8 | 6.2 | 5.8 | 5.7 | 6.6 |
| N | 10 | 10 | 10 | 10 | 10 | 10 | 10 | 10 |

TABLE A8

PROJECT NO.:WIL-402023 A 90-DAY DERMAL STUDY UTILIZING CLARIFIED OILS IN RATS 

SPONSOR:AMERICAN PETROLEUM INDIVIDUAL CUMULATIVE BODY WEIGHT CHANGES [G]

FEMALE GROUP: 5 MG/KG/DAY

| WEEK | 0 TO 1 | 0 TO 2 | 0 TO 3 | 0 TO 4 | 0 TO 5 | 0 TO 6 | 0 TO 7 | 0 TO 8 |
|---|---|---|---|---|---|---|---|---|
| ANIMAL | | | | | | | | |
| 10479 | 22. | 40. | 49. | 64. | 69. | 74. | 90. | 86. |
| 10482 | 8. | 32. | 53. | 60. | 58. | 72. | 81. | 81. |
| 10490 | 15. | 25. | 45. | 52. | 51. | 50. | 67. | 71. |
| 10501 | 32. | 55. | 75. | 83. | 97. | 113. | 109. | 120. |
| 10508 | 6. | 31. | 41. | 32. | 59. | 60. | 64. | 76. |
| 10513 | 24. | 27. | 50. | 48. | 67. | 74. | 81. | 93. |
| 10520 | 10. | 30. | 42. | 53. | 51. | 68. | 67. | 74. |
| 10521 | 15. | 34. | 46. | 49. | 68. | 78. | 85. | 83. |
| 10531 | 19. | 34. | 54. | 59. | 70. | 77. | 89. | 91. |
| 10532 | 13. | 20. | 41. | 52. | 60. | 70. | 83. | 86. |
| MEAN | 16. | 33. | 50. | 55. | 65. | 74. | 82. | 86. |
| S.D. | 8.0 | 9.5 | 10.1 | 13.1 | 13.2 | 16.2 | 13.4 | 13.9 |
| S.E. | 2.5 | 3.0 | 3.2 | 4.1 | 4.2 | 5.1 | 4.3 | 4.4 |
| N | 10 | 10 | 10 | 10 | 10 | 10 | 10 | 10 |

TABLE A8

PROJECT NO.:WIL-402023 A 90-DAY DERMAL STUDY UTILIZING CLARIFIED OILS IN RATS 

SPONSOR:AMERICAN PETROLEUM INDIVIDUAL CUMULATIVE BODY WEIGHT CHANGES [G]

FEMALE GROUP: 25 MG/KG/DAY

| WEEK | 0 TO 1 | 0 TO 2 | 0 TO 3 | 0 TO 4 | 0 TO 5 | 0 TO 6 | 0 TO 7 | 0 TO 8 |
|---|---|---|---|---|---|---|---|---|
| ANIMAL | | | | | | | | |
| 10485 | 20. | 35. | 38. | 49. | 56. | 63. | 64. | 72. |
| 10492 | 10. | 29. | 39. | 49. | 49. | 66. | 64. | 71. |
| 10497 | 14. | 22. | 36. | 37. | 37. | 50. | 55. | 46. |
| 10498 | 21. | 39. | 60. | 65. | 68. | 80. | 95. | 95. |
| 10500 | 19. | 31. | 44. | 55. | 61. | 64. | 66. | 71. |
| 10504 | 8. | 21. | 28. | 28. | 42. | 44. | 54. | 58. |
| 10506 | 7. | 20. | 37. | 37. | 42. | 43. | 51. | 46. |
| 10507 | 16. | 27. | 28. | 34. | 27. | 12. | 7. | 14. |
| 10509 | 11. | 22. | 30. | 42. | 46. | 48. | 58. | 57. |
| 10515 | 4. | 29. | 45. | 52. | 49. | 61. | 57. | 64. |
| MEAN | 13. | 28. | 39. | 45. | 48. | 53. | 57. | 59. |
| S.D. | 5.9 | 6.4 | 9.6 | 11.2 | 11.9 | 18.5 | 21.5 | 21.5 |
| S.E. | 1.9 | 2.0 | 3.0 | 3.5 | 3.8 | 5.8 | 6.8 | 6.8 |
| N | 10 | 10 | 10 | 10 | 10 | 10 | 10 | 10 |

TABLE A8

PROJECT NO.:WIL-402023 A 90-DAY DERMAL STUDY UTILIZING CLARIFIED OILS IN RATS 

SPONSOR:AMERICAN PETROLEUM INDIVIDUAL CUMULATIVE BODY WEIGHT CHANGES [G]

FEMALE GROUP: 50 MG/KG/DAY

| WEEK | 0 TO 1 | 0 TO 2 | 0 TO 3 | 0 TO 4 | 0 TO 5 | 0 TO 6 | 0 TO 7 | 0 TO 8 |
|---|---|---|---|---|---|---|---|---|
| ANIMAL | | | | | | | | |
| 10484 | 21. | 30. | 44. | 56. | 69. | 74. | 89. | 85. |
| 10503 | 8. | 18. | 28. | 27. | 29. | 35. | 49. | 56. |
| 10510 | 16. | 20. | 30. | 40. | 45. | 46. | 55. | 56. |
| 10516 | 7. | 25. | 30. | 37. | 42. | 45. | 56. | 58. |
| 10517 | 12. | 21. | 40. | 47. | 52. | 53. | 68. | 75. |
| 10523 | 13. | 31. | 42. | 53. | 54. | 20. | 19. | 7. |
| 10524 | 13. | 28. | 34. | 41. | 39. | 43. | 50. | 35. |
| 10526 | 20. | 38. | 49. | 58. | 61. | 72. | 75. | 77. |
| 10527 | 13. | 26. | 31. | 40. | 44. | 50. | 48. | 59. |
| 10529 | 16. | 27. | 42. | 49. | 49. | 54. | 64. | 73. |
| MEAN | 14. | 26. | 37. | 45. | 48. | 49. | 57. | 58. |
| S.D. | 4.5 | 5.9 | 7.3 | 9.6 | 11.4 | 16.0 | 18.7 | 23.0 |
| S.E. | 1.4 | 1.9 | 2.3 | 3.0 | 3.6 | 5.0 | 5.9 | 7.3 |
| N | 10 | 10 | 10 | 10 | 10 | 10 | 10 | 10 |

TABLE A8

PROJECT NO.:WIL-402023 A 90-DAY DERMAL STUDY UTILIZING CLARIFIED OILS IN RATS 

SPONSOR:AMERICAN PETROLEUM INDIVIDUAL CUMULATIVE BODY WEIGHT CHANGES [G]

FEMALE GROUP: UNTREATED

| WEEK | 0 TO 9 | 0 TO 10 | 0 TO 11 | 0 TO 12 | 0 TO 12' |
|---|---|---|---|---|---|
| ANIMAL | | | | | |
| 10486 | 84. | 81. | 91. | 99. | 98. |
| 10491 | 77. | 78. | 87. | 93. | 87. |
| 10494 | 108. | 106. | 101. | 121. | 105. |
| 10495 | 74. | 74. | 74. | 73. | 73. |
| 10496 | 84. | 93. | 100. | 100. | 99. |
| 10499 | 79. | 74. | 81. | 77. | 71. |
| 10511 | 89. | 96. | 94. | 98. | 98. |
| 10512 | 79. | 85. | 89. | 88. | 86. |
| 10514 | 81. | 82. | 90. | 84. | 74. |
| 10536 | 98. | 102. | 109. | 108. | 100. |
| MEAN | 85. | 87. | 92. | 94. | 89. |
| S.D. | 10.5 | 11.5 | 10.1 | 14.4 | 12.7 |
| S.E. | 3.3 | 3.6 | 3.2 | 4.6 | 4.0 |
| N | 10 | 10 | 10 | 10 | 10 |

TABLE A8

PROJECT NO.:WIL-402023 A 90-DAY DERMAL STUDY UTILIZING CLARIFIED OILS IN RATS 

SPONSOR:AMERICAN PETROLEUM INDIVIDUAL CUMULATIVE BODY WEIGHT CHANGES [G]

FEMALE GROUP: 0 MG/KG/DAY

| WEEK | 0 TO 9 | 0 TO 10 | 0 TO 11 | 0 TO 12 | 0 TO 12' |
|---|---|---|---|---|---|
| ANIMAL | | | | | |
| 10481 | 113. | 107. | 115. | 114. | 106. |
| 10505 | 103. | 92. | 103. | 107. | 103. |
| 10489 | 82. | 89. | 99. | 96. | 100. |
| 10502 | 115. | 122. | 120. | 118. | 121. |
| 10519 | 116. | 130. | 123. | 132. | 129. |
| 10478 | 143. | 152. | 156. | 163. | 158. |
| 10530 | 91. | 102. | 104. | 103. | 98. |
| 10534 | 92. | 97. | 103. | 101. | 93. |
| 10535 | 115. | 127. | 127. | 134. | 127. |
| 10537 | 60. | 59. | 60. | 65. | 65. |
| MEAN | 103. | 108. | 111. | 113. | 110. |
| S.D. | 22.9 | 26.1 | 24.6 | 26.2 | 25.2 |
| S.E. | 7.2 | 8.3 | 7.8 | 8.3 | 8.0 |
| N | 10 | 10 | 10 | 10 | 10 |

TABLE A8

PROJECT NO.:WIL-402023 A 90-DAY DERMAL STUDY UTILIZING CLARIFIED OILS IN RATS 

SPONSOR:AMERICAN PETROLEUM INDIVIDUAL CUMULATIVE BODY WEIGHT CHANGES [G]

FEMALE GROUP: 5 MG/KG/DAY

| WEEK | 0 TO 9 | 0 TO 10 | 0 TO 11 | 0 TO 12 | 0 TO 12' |
|---|---|---|---|---|---|
| ANIMAL | | | | | |
| 10479 | 93. | 92. | 94. | 103. | 93. |
| 10482 | 97. | 105. | 101. | 111. | 103. |
| 10490 | 70. | 72. | 75. | 76. | 76. |
| 10501 | 122. | 137. | 132. | 143. | 135. |
| 10508 | 72. | 76. | 84. | 89. | 88. |
| 10513 | 100. | 107. | 100. | 109. | 102. |
| 10520 | 80. | 88. | 91. | 98. | 96. |
| 10521 | 98. | 105. | 104. | 117. | 110. |
| 10531 | 88. | 100. | 95. | 98. | 87. |
| 10532 | 94. | 102. | 114. | 109. | 113. |
| MEAN | 91. | 98. | 99. | 105. | 100. |
| S.D. | 15.2 | 18.3 | 15.8 | 17.8 | 16.5 |
| S.E. | 4.8 | 5.8 | 5.0 | 5.6 | 5.2 |
| N | 10 | 10 | 10 | 10 | 10 |

TABLE A8

PROJECT NO.:WIL-402023 A 90-DAY DERMAL STUDY UTILIZING CLARIFIED OILS IN RATS 

SPONSOR:AMERICAN PETROLEUM INDIVIDUAL CUMULATIVE BODY WEIGHT CHANGES [G]

FEMALE GROUP: 25 MG/KG/DAY

| WEEK | 0 TO 9 | 0 TO 10 | 0 TO 11 | 0 TO 12 | 0 TO 12' |
|---|---|---|---|---|---|
| ANIMAL | | | | | |
| 10485 | 74. | 75. | 74. | 79. | 73. |
| 10492 | 71. | 76. | 85. | 82. | 80. |
| 10497 | 63. | 60. | 57. | 67. | 59. |
| 10498 | 105. | 100. | 104. | 110. | 113. |
| 10500 | 66. | 72. | 74. | 77. | 74. |
| 10504 | 59. | 61. | 66. | 68. | 63. |
| 10506 | 52. | 46. | 54. | 52. | 51. |
| 10507 | | | | | |
| 10509 | 70. | 75. | 67. | 72. | 74. |
| 10515 | 68. | 73. | 73. | 71. | 75. |
| MEAN | 70. | 71. | 73. | 75. | 74. |
| S.D. | 14.8 | 14.8 | 15.0 | 15.7 | 17.4 |
| S.E. | 4.9 | 4.9 | 5.0 | 5.2 | 5.8 |
| N | 9 | 9 | 9 | 9 | 9 |

TABLE A8

PROJECT NO.:WIL-402023 A 90-DAY DERMAL STUDY UTILIZING CLARIFIED OILS IN RATS 

SPONSOR:AMERICAN PETROLEUM INDIVIDUAL CUMULATIVE BODY WEIGHT CHANGES [G]

FEMALE GROUP: 50 MG/KG/DAY

| WEEK | 0 TO 9 | 0 TO 10 | 0 TO 11 | 0 TO 12 | 0 TO 12' |
|---|---|---|---|---|---|
| ANIMAL | | | | | |
| 10484 | 99. | 93. | 103. | 87. | 89. |
| 10503 | 53. | 60. | 65. | 73. | 69. |
| 10510 | 60. | 57. | 36. | 9. | |
| 10516 | 66. | 72. | 65. | 72. | 76. |
| 10517 | 81. | 77. | 82. | 94. | 97. |
| 10523 | | | | | |
| 10524 | 15. | -17. | | | |
| 10526 | 80. | 82. | 86. | 89. | 81. |
| 10527 | 63. | 67. | 74. | 76. | 71. |
| 10529 | 69. | 77. | 86. | 86. | 81. |
| MEAN | 65. | 63. | 75. | 73. | 81. |
| S.D. | 23.3 | 32.0 | 20.0 | 27.2 | 9.9 |
| S.E. | 7.8 | 10.7 | 7.1 | 9.6 | 3.7 |
| N | 9 | 9 | 8 | 8 | 7 |

PBFTSv4.52
08/15/2011
R:10/18/2011

TABLE A9

PROJECT NO.:WIL-402023 A 90-DAY DERMAL STUDY UTILIZING CLARIFIED OILS IN RATS 

SPONSOR:AMERICAN PETROLEUM INDIVIDUAL FOOD CONSUMPTION [G/ANIMAL/DAY]

MALE GROUP: UNTREATED

| WEEK | -2 TO -1 | 0 TO 1 | 1 TO 2 | 2 TO 3 | 3 TO 4 | 4 TO 5 | 5 TO 6 | 6 TO 7 |
|---|---|---|---|---|---|---|---|---|
| ANIMAL | | | | | | | | |
| 10419 | 26. | 29. | 30. | 32. | 35. | 35. | 38. | 36. |
| 10430 | 23. | 29. | 33. | 32. | 37. | 38. | 37. | 36. |
| 10437 | 27. | 31. | 31. | 32. | 34. | 36. | 38. | 33. |
| 10444 | 24. | 28. | 29. | 30. | 31. | 32. | 33. | 32. |
| 10445 | 25. | 31. | 34. | 35. | 36. | 36. | 36. | 36. |
| 10447 | 22. | 29. | 31. | 32. | 32. | 32. | 36. | 34. |
| 10456 | 25. | 29. | 30. | 34. | 34. | 32. | 34. | 33. |
| 10460 | 21. | 25. | 29. | 27. | 29. | 30. | 29. | 30. |
| 10462 | 25. | 29. | 30. | 30. | 33. | 32. | 34. | 32. |
| 10477 | 25. | 30. | 36. | 35. | 36. | 38. | 39. | 37. |
| MEAN | 24. | 29. | 31. | 32. | 34. | 34. | 35. | 34. |
| S.D. | 1.8 | 1.7 | 2.3 | 2.5 | 2.5 | 2.8 | 3.0 | 2.3 |
| S.E. | 0.6 | 0.5 | 0.7 | 0.8 | 0.8 | 0.9 | 0.9 | 0.7 |
| N | 10 | 10 | 10 | 10 | 10 | 10 | 10 | 10 |

TABLE A9

PROJECT NO.:WIL-402023 A 90-DAY DERMAL STUDY UTILIZING CLARIFIED OILS IN RATS 

SPONSOR:AMERICAN PETROLEUM INDIVIDUAL FOOD CONSUMPTION [G/ANIMAL/DAY]

MALE GROUP: 0 MG/KG/DAY

| WEEK | -2 TO -1 | 0 TO 1 | 1 TO 2 | 2 TO 3 | 3 TO 4 | 4 TO 5 | 5 TO 6 | 6 TO 7 |
|---|---|---|---|---|---|---|---|---|
| ANIMAL | | | | | | | | |
| 10420 | 22. | 28. | 29. | 28. | 30. | 31. | 30. | 30. |
| 10432 | 26. | 31. | 32. | 31. | 33. | 35. | 38. | 32. |
| 10438 | 27. | 32. | 34. | 36. | 40. | 38. | 40. | 34. |
| 10443 | 23. | 26. | 28. | 30. | 31. | 31. | 32. | 28. |
| 10457 | 26. | 27. | 30. | 32. | 34. | 35. | 36. | 35. |
| 10459 | 27. | 30. | 31. | 30. | 33. | 34. | 37. | 34. |
| 10467 | 26. | 33. | 36. | 39. | 40. | 40. | 39. | 36. |
| 10469 | 24. | 28. | 31. | 32. | 34. | 35. | 37. | 32. |
| 10475 | 22. | 28. | 32. | 32. | 35. | 32. | 33. | 32. |
| 10476 | 25. | 33. | 33. | 32. | 32. | 33. | 33. | 30. |
| MEAN | 25. | 30. | 32. | 32. | 34. | 34. | 36. | 32. |
| S.D. | 1.9 | 2.5 | 2.4 | 3.2 | 3.4 | 2.9 | 3.3 | 2.5 |
| S.E. | 0.6 | 0.8 | 0.7 | 1.0 | 1.1 | 0.9 | 1.0 | 0.8 |
| N | 10 | 10 | 10 | 10 | 10 | 10 | 10 | 10 |

TABLE A9

PROJECT NO.:WIL-402023 A 90-DAY DERMAL STUDY UTILIZING CLARIFIED OILS IN RATS 

SPONSOR:AMERICAN PETROLEUM INDIVIDUAL FOOD CONSUMPTION [G/ANIMAL/DAY]

MALE GROUP: 5 MG/KG/DAY

| WEEK | -2 TO -1 | 0 TO 1 | 1 TO 2 | 2 TO 3 | 3 TO 4 | 4 TO 5 | 5 TO 6 | 6 TO 7 |
|---|---|---|---|---|---|---|---|---|
| ANIMAL | | | | | | | | |
| 10425 | 28. | 29. | 31. | 32. | 36. | 35. | 37. | 33. |
| 10426 | 26. | 32. | 35. | 37. | 38. | 36. | 39. | 36. |
| 10435 | 25. | 29. | 33. | 36. | 37. | 36. | 37. | 34. |
| 10436 | 26. | 30. | 33. | 37. | 39. | 38. | 39. | 37. |
| 10446 | 25. | 27. | 28. | 28. | 29. | 29. | 30. | 30. |
| 10449 | 21. | 25. | 28. | 29. | 31. | 30. | 32. | 27. |
| 10453 | 24. | 27. | 28. | 30. | 31. | 28. | 35. | 30. |
| 10465 | 25. | 26. | 28. | 31. | 32. | 34. | 34. | 30. |
| 10470 | 25. | 30. | 28. | 31. | 34. | 35. | 32. | 36. |
| 10474 | 26. | 27. | 29. | 31. | 32. | 33. | 37. | 36. |
| MEAN | 25. | 28. | 30. | 32. | 34. | 33. | 35. | 33. |
| S.D. | 1.8 | 2.1 | 2.7 | 3.3 | 3.4 | 3.3 | 3.1 | 3.4 |
| S.E. | 0.6 | 0.7 | 0.8 | 1.0 | 1.1 | 1.1 | 1.0 | 1.1 |
| N | 10 | 10 | 10 | 10 | 10 | 10 | 10 | 10 |

TABLE A9

PROJECT NO.:WIL-402023 A 90-DAY DERMAL STUDY UTILIZING CLARIFIED OILS IN RATS 

SPONSOR:AMERICAN PETROLEUM INDIVIDUAL FOOD CONSUMPTION [G/ANIMAL/DAY]

MALE GROUP: 25 MG/KG/DAY

| WEEK | -2 TO -1 | 0 TO 1 | 1 TO 2 | 2 TO 3 | 3 TO 4 | 4 TO 5 | 5 TO 6 | 6 TO 7 |
|---|---|---|---|---|---|---|---|---|
| ANIMAL | | | | | | | | |
| 10429 | 22. | 28. | 29. | 27. | 29. | 30. | 33. | 28. |
| 10441 | 26. | 27. | 26. | 30. | 30. | 31. | 30. | 35. |
| 10442 | 23. | 23. | 25. | 27. | 28. | 27. | 27. | 24. |
| 10455 | 24. | 29. | 33. | 29. | 35. | 31. | 33. | 32. |
| 10458 | 24. | 27. | 34. | 35. | 37. | 35. | 37. | 39. |
| 10463 | 27. | 29. | 35. | 33. | 36. | 39. | 36. | 36. |
| 10464 | 24. | 30. | 30. | 32. | 33. | 34. | 33. | 33. |
| 10466 | 27. | 32. | 35. | 34. | 34. | 38. | 36. | 36. |
| 10471 | 26. | 29. | 32. | 34. | 39. | 35. | 36. | 33. |
| 10473 | 22. | 24. | 27. | 25. | 30. | 30. | 31. | 30. |
| MEAN | 25. | 28. | 31. | 31. | 33. | 33. | 33. | 33. |
| S.D. | 1.9 | 2.7 | 3.7 | 3.5 | 3.7 | 3.8 | 3.2 | 4.4 |
| S.E. | 0.6 | 0.9 | 1.2 | 1.1 | 1.2 | 1.2 | 1.0 | 1.4 |
| N | 10 | 10 | 10 | 10 | 10 | 10 | 10 | 10 |

TABLE A9

PROJECT NO.:WIL-402023 A 90-DAY DERMAL STUDY UTILIZING CLARIFIED OILS IN RATS 

SPONSOR:AMERICAN PETROLEUM INDIVIDUAL FOOD CONSUMPTION [G/ANIMAL/DAY]

MALE GROUP: 50 MG/KG/DAY

| WEEK | -2 TO -1 | 0 TO 1 | 1 TO 2 | 2 TO 3 | 3 TO 4 | 4 TO 5 | 5 TO 6 | 6 TO 7 |
|---|---|---|---|---|---|---|---|---|
| ANIMAL | | | | | | | | |
| 10424 | 22. | 24. | 25. | 31. | 28. | 29. | 28. | 29. |
| 10427 | 26. | 27. | 37. | 41. | 37. | 35. | 36. | 32. |
| 10433 | 25. | 23. | 30. | 29. | 31. | 33. | 33. | 32. |
| 10439 | 27. | 29. | 34. | 31. | 35. | 36. | 34. | 41. |
| 10440 | 23. | 25. | 30. | 28. | 37. | 28. | 29. | 30. |
| 10448 | 24. | 26. | 28. | 30. | 30. | 30. | 32. | 29. |
| 10450 | 23. | 25. | 27. | 27. | 29. | 32. | 29. | 29. |
| 10451 | 26. | 30. | 32. | 33. | 14. | 26. | 24. | 20. |
| 10452 | 24. | 25. | 29. | 27. | 29. | 30. | 12. | 9. |
| 10472 | 22. | 25. | 25. | 26. | 27. | 27. | 30. | 31. |
| MEAN | 24. | 26. | 30. | 30. | 30. | 31. | 29. | 28. |
| S.D. | 1.8 | 2.2 | 3.8 | 4.3 | 6.6 | 3.3 | 6.8 | 8.4 |
| S.E. | 0.6 | 0.7 | 1.2 | 1.4 | 2.1 | 1.1 | 2.1 | 2.7 |
| N | 10 | 10 | 10 | 10 | 10 | 10 | 10 | 10 |

TABLE A9

PROJECT NO.:WIL-402023 A 90-DAY DERMAL STUDY UTILIZING CLARIFIED OILS IN RATS 

SPONSOR:AMERICAN PETROLEUM INDIVIDUAL FOOD CONSUMPTION [G/ANIMAL/DAY]

MALE GROUP: UNTREATED

| WEEK | 7 TO 8 | 8 TO 9 | 9 TO 10 | 10 TO 11 | 11 TO 12 | 12 TO 13 |
|---|---|---|---|---|---|---|
| ANIMAL | | | | | | |
| 10419 | 36. | 40. | 37. | 42. | 39. | 41. |
| 10430 | 41. | 38. | 43. | 42. | 40. | 43. |
| 10437 | 37. | 40. | 38. | 38. | 37. | 44. |
| 10444 | 31. | 33. | 32. | 34. | 30. | 34. |
| 10445 | 36. | 35. | 35. | 35. | 33. | 39. |
| 10447 | 34. | 39. | 38. | 37. | 34. | 37. |
| 10456 | 35. | 38. | 37. | 38. | 38. | 40. |
| 10460 | 30. | 31. | 29. | 30. | 28. | 30. |
| 10462 | 32. | 32. | 33. | 33. | 32. | 32. |
| 10477 | 40. | 42. | 40. | 44. | 39. | 40. |
| MEAN | 35. | 37. | 36. | 37. | 35. | 38. |
| S.D. | 3.6 | 3.8 | 4.1 | 4.4 | 4.2 | 4.7 |
| S.E. | 1.1 | 1.2 | 1.3 | 1.4 | 1.3 | 1.5 |
| N | 10 | 10 | 10 | 10 | 10 | 10 |

TABLE A9

PROJECT NO.:WIL-402023 A 90-DAY DERMAL STUDY UTILIZING CLARIFIED OILS IN RATS 

SPONSOR:AMERICAN PETROLEUM INDIVIDUAL FOOD CONSUMPTION [G/ANIMAL/DAY]

MALE GROUP: 0 MG/KG/DAY

| WEEK | 7 TO 8 | 8 TO 9 | 9 TO 10 | 10 TO 11 | 11 TO 12 | 12 TO 13 |
|---|---|---|---|---|---|---|
| ANIMAL | | | | | | |
| 10420 | 33. | 34. | 31. | 32. | 29. | 34. |
| 10432 | 36. | 37. | 37. | 39. | 35. | 37. |
| 10438 | 40. | 43. | 42. | 46. | 41. | 34. |
| 10443 | 33. | 34. | 33. | 34. | 33. | 36. |
| 10457 | 33. | 37. | 36. | 37. | 34. | 37. |
| 10459 | 36. | 37. | 38. | 38. | 35. | 37. |
| 10467 | 37. | 44. | 42. | 42. | 41. | 48. |
| 10469 | 34. | 38. | 35. | 37. | 35. | 40. |
| 10475 | 31. | 34. | 34. | 31. | 32. | 32. |
| 10476 | 34. | 33. | 34. | 35. | 32. | 37. |
| MEAN | 35. | 37. | 36. | 37. | 35. | 37. |
| S.D. | 2.6 | 3.8 | 3.6 | 4.5 | 3.8 | 4.4 |
| S.E. | 0.8 | 1.2 | 1.2 | 1.4 | 1.2 | 1.4 |
| N | 10 | 10 | 10 | 10 | 10 | 10 |

TABLE A9

PROJECT NO.:WIL-402023 A 90-DAY DERMAL STUDY UTILIZING CLARIFIED OILS IN RATS 

SPONSOR:AMERICAN PETROLEUM INDIVIDUAL FOOD CONSUMPTION [G/ANIMAL/DAY]

MALE GROUP: 5 MG/KG/DAY

| WEEK | 7 TO 8 | 8 TO 9 | 9 TO 10 | 10 TO 11 | 11 TO 12 | 12 TO 13 |
|---|---|---|---|---|---|---|
| ANIMAL | | | | | | |
| 10425 | 32. | 36. | 35. | 34. | 34. | 36. |
| 10426 | 42. | 37. | 33. | 44. | 40. | 40. |
| 10435 | 35. | 39. | 31. | 33. | 32. | 32. |
| 10436 | 36. | 43. | 41. | 42. | 41. | 44. |
| 10446 | 30. | 32. | 32. | 34. | 33. | 38. |
| 10449 | 29. | 32. | 32. | 31. | 30. | 32. |
| 10453 | 33. | 34. | 33. | 34. | 30. | 36. |
| 10465 | 37. | 32. | 33. | 33. | 33. | 37. |
| 10470 | 33. | 37. | 36. | 34. | 35. | 41. |
| 10474 | 34. | 36. | 37. | 39. | 35. | 38. |
| MEAN | 34. | 36. | 34. | 36. | 34. | 37. |
| S.D. | 3.7 | 3.5 | 3.0 | 4.3 | 3.7 | 3.7 |
| S.E. | 1.2 | 1.1 | 1.0 | 1.4 | 1.2 | 1.2 |
| N | 10 | 10 | 10 | 10 | 10 | 10 |

TABLE A9

PROJECT NO.:WIL-402023 A 90-DAY DERMAL STUDY UTILIZING CLARIFIED OILS IN RATS 

SPONSOR:AMERICAN PETROLEUM INDIVIDUAL FOOD CONSUMPTION [G/ANIMAL/DAY]

MALE GROUP: 25 MG/KG/DAY

| WEEK | 7 TO 8 | 8 TO 9 | 9 TO 10 | 10 TO 11 | 11 TO 12 | 12 TO 13 |
|---|---|---|---|---|---|---|
| ANIMAL | | | | | | |
| 10429 | 34. | 34. | 31. | 32. | 30. | 34. |
| 10441 | 29. | 31. | 33. | 30. | 30. | 37. |
| 10442 | 27. | 28. | 27. | 29. | 27. | 67. |
| 10455 | 34. | 37. | 32. | 33. | 32. | 38. |
| 10458 | 38. | 39. | 38. | 43. | 39. | 47. |
| 10463 | 34. | 40. | 35. | 39. | 35. | 43. |
| 10464 | 32. | 35. | 33. | 38. | 33. | 40. |
| 10466 | 37. | 39. | 40. | 40. | 36. | 47. |
| 10471 | 35. | 41. | 37. | 40. | 37. | 46. |
| 10473 | 33. | 34. | 33. | 32. | 32. | 36. |
| MEAN | 33. | 36. | 34. | 36. | 33. | 44. |
| S.D. | 3.3 | 4.2 | 3.8 | 4.9 | 3.7 | 9.5 |
| S.E. | 1.1 | 1.3 | 1.2 | 1.6 | 1.2 | 3.0 |
| N | 10 | 10 | 10 | 10 | 10 | 10 |

TABLE A9

PROJECT NO.:WIL-402023 A 90-DAY DERMAL STUDY UTILIZING CLARIFIED OILS IN RATS 

SPONSOR:AMERICAN PETROLEUM INDIVIDUAL FOOD CONSUMPTION [G/ANIMAL/DAY]

MALE GROUP: 50 MG/KG/DAY

| WEEK | 7 TO 8 | 8 TO 9 | 9 TO 10 | 10 TO 11 | 11 TO 12 | 12 TO 13 |
|---|---|---|---|---|---|---|
| ANIMAL | | | | | | |
| 10424 | 29. | 30. | 32. | NA | 27. | 41. |
| 10427 | 37. | 20. | 16. | 9. | | |
| 10433 | 34. | 21. | | | | |
| 10439 | 31. | 22. | 25. | 40. | 27. | 21. |
| 10440 | 31. | 36. | 33. | 34. | 30. | 36. |
| 10448 | 29. | 22. | 14. | | | |
| 10450 | 29. | 31. | 30. | 34. | 29. | 35. |
| 10451 | | | | | | |
| 10452 | | | | | | |
| 10472 | 29. | 33. | 31. | 29. | 34. | 33. |
| MEAN | 31. | 27. | 26. | 29. | 29. | 33. |
| S.D. | 2.9 | 6.3 | 7.9 | 11.9 | 2.9 | 7.4 |
| S.E. | 1.0 | 2.2 | 3.0 | 5.3 | 1.3 | 3.3 |
| N | 8 | 8 | 7 | 5 | 5 | 5 |

NA = NOT APPLICABLE

TABLE A9

PROJECT NO.:WIL-402023 A 90-DAY DERMAL STUDY UTILIZING CLARIFIED OILS IN RATS 

SPONSOR:AMERICAN PETROLEUM INDIVIDUAL FOOD CONSUMPTION [G/ANIMAL/DAY]

FEMALE GROUP: UNTREATED

| WEEK | -2 TO -1 | 0 TO 1 | 1 TO 2 | 2 TO 3 | 3 TO 4 | 4 TO 5 | 5 TO 6 | 6 TO 7 |
|---|---|---|---|---|---|---|---|---|
| ANIMAL | | | | | | | | |
| 10486 | 19. | 22. | 23. | 23. | 24. | 24. | 25. | 24. |
| 10491 | 20. | 24. | 26. | 25. | 26. | 27. | 26. | 27. |
| 10494 | 19. | 23. | 24. | 25. | 26. | 29. | 29. | 28. |
| 10495 | 17. | 21. | 22. | 21. | 21. | 21. | 21. | 22. |
| 10496 | 18. | 26. | 26. | 22. | 25. | 22. | 26. | 24. |
| 10499 | 19. | 23. | 22. | 23. | 23. | 21. | 23. | 22. |
| 10511 | 19. | 23. | 25. | 24. | 26. | 27. | 25. | 23. |
| 10512 | 17. | 21. | 23. | 21. | 22. | 23. | 23. | 22. |
| 10514 | 19. | 21. | 24. | 22. | 22. | 26. | 23. | 26. |
| 10536 | 20. | 29. | 31. | 33. | 28. | 32. | 27. | 29. |
| MEAN | 19. | 23. | 25. | 24. | 24. | 25. | 25. | 25. |
| S.D. | 1.1 | 2.5 | 2.7 | 3.5 | 2.3 | 3.6 | 2.3 | 2.6 |
| S.E. | 0.3 | 0.8 | 0.8 | 1.1 | 0.7 | 1.2 | 0.7 | 0.8 |
| N | 10 | 10 | 10 | 10 | 10 | 10 | 10 | 10 |

TABLE A9

PROJECT NO.:WIL-402023 A 90-DAY DERMAL STUDY UTILIZING CLARIFIED OILS IN RATS 

SPONSOR:AMERICAN PETROLEUM INDIVIDUAL FOOD CONSUMPTION [G/ANIMAL/DAY]

FEMALE GROUP: 0 MG/KG/DAY

| WEEK | -2 TO -1 | 0 TO 1 | 1 TO 2 | 2 TO 3 | 3 TO 4 | 4 TO 5 | 5 TO 6 | 6 TO 7 |
|---|---|---|---|---|---|---|---|---|
| ANIMAL | | | | | | | | |
| 10481 | 21. | 24. | 18. | 25. | 23. | 24. | 26. | 24. |
| 10505 | 19. | 20. | 24. | 27. | 26. | 26. | NA | 25. |
| 10489 | 18. | 22. | 25. | 24. | 26. | 28. | 27. | 28. |
| 10502 | 21. | 28. | 32. | 31. | 33. | 33. | 30. | 27. |
| 10519 | 21. | 28. | 31. | 31. | 30. | 31. | 30. | 26. |
| 10478 | 19. | 36. | 28. | 30. | 29. | 31. | 33. | 31. |
| 10530 | 17. | 22. | 23. | 26. | 26. | 27. | 24. | 24. |
| 10534 | 19. | 24. | 26. | 26. | 25. | 23. | 25. | 24. |
| 10535 | 19. | 26. | 32. | 30. | 33. | 35. | 33. | 26. |
| 10537 | 18. | 23. | 24. | 23. | 25. | 24. | 24. | 22. |
| MEAN | 19. | 25. | 26. | 27. | 28. | 28. | 28. | 26. |
| S.D. | 1.4 | 4.6 | 4.5 | 3.0 | 3.5 | 4.1 | 3.6 | 2.5 |
| S.E. | 0.4 | 1.4 | 1.4 | 0.9 | 1.1 | 1.3 | 1.2 | 0.8 |
| N | 10 | 10 | 10 | 10 | 10 | 10 | 9 | 10 |

NA = NOT APPLICABLE

TABLE A9

PROJECT NO.:WIL-402023 A 90-DAY DERMAL STUDY UTILIZING CLARIFIED OILS IN RATS 

SPONSOR:AMERICAN PETROLEUM INDIVIDUAL FOOD CONSUMPTION [G/ANIMAL/DAY]

FEMALE GROUP: 5 MG/KG/DAY

| WEEK | -2 TO -1 | 0 TO 1 | 1 TO 2 | 2 TO 3 | 3 TO 4 | 4 TO 5 | 5 TO 6 | 6 TO 7 |
|---|---|---|---|---|---|---|---|---|
| ANIMAL | | | | | | | | |
| 10479 | 19. | 21. | 23. | 22. | 25. | 24. | 26. | 27. |
| 10482 | 20. | 23. | 27. | 29. | 29. | 28. | 26. | 29. |
| 10490 | 17. | 22. | 28. | 22. | 26. | 24. | 26. | 27. |
| 10501 | 21. | 26. | 29. | 29. | 30. | 32. | 31. | 30. |
| 10508 | 21. | 23. | 26. | 27. | 27. | 26. | 29. | 25. |
| 10513 | 21. | 22. | 23. | 26. | 24. | 22. | 24. | 26. |
| 10520 | 17. | 20. | 23. | 25. | 24. | 22. | 24. | 19. |
| 10521 | 18. | 25. | 24. | 26. | 26. | 26. | 26. | 26. |
| 10531 | 23. | 24. | 30. | 27. | 29. | 30. | 30. | 28. |
| 10532 | 18. | 21. | 25. | 25. | 27. | 25. | 27. | 26. |
| MEAN | 20. | 23. | 26. | 26. | 27. | 26. | 27. | 26. |
| S.D. | 2.0 | 1.9 | 2.6 | 2.4 | 2.1 | 3.3 | 2.4 | 3.0 |
| S.E. | 0.6 | 0.6 | 0.8 | 0.8 | 0.7 | 1.0 | 0.8 | 0.9 |
| N | 10 | 10 | 10 | 10 | 10 | 10 | 10 | 10 |

TABLE A9

PROJECT NO.:WIL-402023 A 90-DAY DERMAL STUDY UTILIZING CLARIFIED OILS IN RATS 

SPONSOR:AMERICAN PETROLEUM INDIVIDUAL FOOD CONSUMPTION [G/ANIMAL/DAY]

FEMALE GROUP: 25 MG/KG/DAY

| WEEK | -2 TO -1 | 0 TO 1 | 1 TO 2 | 2 TO 3 | 3 TO 4 | 4 TO 5 | 5 TO 6 | 6 TO 7 |
|---|---|---|---|---|---|---|---|---|
| ANIMAL | | | | | | | | |
| 10485 | 20. | 22. | 27. | 26. | 31. | 28. | 25. | 24. |
| 10492 | 19. | 23. | 25. | 25. | 24. | 24. | 24. | 23. |
| 10497 | 19. | 21. | 24. | 27. | 25. | 26. | 27. | 24. |
| 10498 | 17. | 24. | 26. | 23. | 23. | 25. | 25. | 26. |
| 10500 | 24. | 25. | 29. | 30. | 34. | 33. | 31. | 29. |
| 10504 | 17. | 18. | 20. | 19. | 21. | 21. | 22. | 23. |
| 10506 | 25. | 23. | 31. | 29. | 26. | 28. | 27. | 27. |
| 10507 | 19. | 22. | 24. | 24. | 23. | 22. | 15. | 14. |
| 10509 | 19. | 22. | 22. | 25. | 27. | 23. | 27. | 24. |
| 10515 | 21. | 24. | 30. | 28. | 28. | 27. | 27. | 26. |
| MEAN | 20. | 22. | 26. | 26. | 26. | 26. | 25. | 24. |
| S.D. | 2.7 | 2.0 | 3.5 | 3.2 | 4.0 | 3.5 | 4.2 | 4.0 |
| S.E. | 0.8 | 0.6 | 1.1 | 1.0 | 1.3 | 1.1 | 1.3 | 1.3 |
| N | 10 | 10 | 10 | 10 | 10 | 10 | 10 | 10 |

TABLE A9

PROJECT NO.:WIL-402023 A 90-DAY DERMAL STUDY UTILIZING CLARIFIED OILS IN RATS 

SPONSOR:AMERICAN PETROLEUM INDIVIDUAL FOOD CONSUMPTION [G/ANIMAL/DAY]

FEMALE GROUP: 50 MG/KG/DAY

| WEEK | -2 TO -1 | 0 TO 1 | 1 TO 2 | 2 TO 3 | 3 TO 4 | 4 TO 5 | 5 TO 6 | 6 TO 7 |
|---|---|---|---|---|---|---|---|---|
| ANIMAL | | | | | | | | |
| 10484 | 22. | 25. | 26. | 28. | 27. | 28. | 27. | 26. |
| 10503 | 20. | 20. | 23. | 25. | 26. | 22. | 26. | 22. |
| 10510 | 18. | 21. | 20. | 21. | 23. | 22. | 20. | 21. |
| 10516 | 21. | 20. | 25. | 26. | 25. | 27. | 24. | 29. |
| 10517 | 19. | 20. | 24. | 26. | 27. | 25. | 28. | 27. |
| 10523 | 20. | 22. | 24. | 24. | 24. | 24. | 13. | 16. |
| 10524 | 21. | NA | 25. | 24. | 24. | 27. | 24. | 22. |
| 10526 | 19. | 22. | 23. | 28. | 26. | 25. | 27. | 28. |
| 10527 | 18. | 23. | 25. | 24. | 26. | 25. | 25. | 24. |
| 10529 | 19. | 24. | 25. | 26. | 23. | 22. | 21. | 21. |
| MEAN | 20. | 22. | 24. | 25. | 25. | 25. | 24. | 24. |
| S.D. | 1.3 | 1.8 | 1.7 | 2.1 | 1.5 | 2.2 | 4.5 | 4.0 |
| S.E. | 0.4 | 0.6 | 0.5 | 0.7 | 0.5 | 0.7 | 1.4 | 1.3 |
| N | 10 | 9 | 10 | 10 | 10 | 10 | 10 | 10 |

NA = NOT APPLICABLE

TABLE A9

PROJECT NO.:WIL-402023 A 90-DAY DERMAL STUDY UTILIZING CLARIFIED OILS IN RATS 

SPONSOR:AMERICAN PETROLEUM INDIVIDUAL FOOD CONSUMPTION [G/ANIMAL/DAY]

FEMALE GROUP: UNTREATED

| WEEK | 7 TO 8 | 8 TO 9 | 9 TO 10 | 10 TO 11 | 11 TO 12 | 12 TO 13 |
|---|---|---|---|---|---|---|
| ANIMAL | | | | | | |
| 10486 | 23. | 23. | 24. | 26. | 23. | 24. |
| 10491 | 27. | 28. | 26. | 29. | 28. | 40. |
| 10494 | 29. | 29. | 26. | 32. | 32. | 26. |
| 10495 | 24. | 22. | 21. | 21. | 21. | 22. |
| 10496 | 22. | 24. | 25. | 28. | 23. | 27. |
| 10499 | 21. | 21. | 21. | 21. | 20. | 22. |
| 10511 | 25. | 24. | 23. | 22. | 23. | 28. |
| 10512 | 22. | 23. | 21. | 21. | 20. | 22. |
| 10514 | 24. | 24. | 24. | 24. | 26. | 27. |
| 10536 | 27. | 33. | 30. | 27. | 28. | 27. |
| MEAN | 24. | 25. | 24. | 25. | 24. | 27. |
| S.D. | 2.6 | 3.7 | 2.8 | 3.9 | 4.0 | 5.3 |
| S.E. | 0.8 | 1.2 | 0.9 | 1.2 | 1.3 | 1.7 |
| N | 10 | 10 | 10 | 10 | 10 | 10 |

TABLE A9

PROJECT NO.:WIL-402023 A 90-DAY DERMAL STUDY UTILIZING CLARIFIED OILS IN RATS 

SPONSOR:AMERICAN PETROLEUM INDIVIDUAL FOOD CONSUMPTION [G/ANIMAL/DAY]

FEMALE GROUP: 0 MG/KG/DAY

| WEEK | 7 TO 8 | 8 TO 9 | 9 TO 10 | 10 TO 11 | 11 TO 12 | 12 TO 13 |
|---|---|---|---|---|---|---|
| ANIMAL | | | | | | |
| 10481 | 25. | 24. | 22. | 24. | 23. | 23. |
| 10505 | 27. | 26. | 25. | 29. | 25. | 26. |
| 10489 | 28. | 27. | 29. | 26. | 27. | 24. |
| 10502 | 28. | 25. | 25. | 25. | 25. | 37. |
| 10519 | 26. | 28. | 29. | 27. | 25. | 30. |
| 10478 | 30. | 34. | 33. | 34. | 29. | 40. |
| 10530 | 25. | 23. | 23. | 22. | 23. | 26. |
| 10534 | 22. | 25. | 25. | 24. | 24. | 24. |
| 10535 | 30. | 28. | 28. | 27. | 25. | 29. |
| 10537 | 22. | 23. | 22. | 20. | 20. | 25. |
| MEAN | 26. | 26. | 26. | 26. | 25. | 28. |
| S.D. | 2.9 | 3.3 | 3.6 | 3.9 | 2.4 | 5.8 |
| S.E. | 0.9 | 1.0 | 1.1 | 1.2 | 0.8 | 1.8 |
| N | 10 | 10 | 10 | 10 | 10 | 10 |

TABLE A9

PROJECT NO.:WIL-402023 A 90-DAY DERMAL STUDY UTILIZING CLARIFIED OILS IN RATS 

SPONSOR:AMERICAN PETROLEUM INDIVIDUAL FOOD CONSUMPTION [G/ANIMAL/DAY]

FEMALE GROUP: 5 MG/KG/DAY

| WEEK | 7 TO 8 | 8 TO 9 | 9 TO 10 | 10 TO 11 | 11 TO 12 | 12 TO 13 |
|---|---|---|---|---|---|---|
| ANIMAL | | | | | | |
| 10479 | 25. | 26. | 23. | 25. | 22. | 26. |
| 10482 | 26. | 31. | 30. | 31. | 27. | 27. |
| 10490 | 27. | 23. | 23. | 22. | 21. | 26. |
| 10501 | 30. | 33. | 30. | 27. | 29. | 28. |
| 10508 | 31. | 26. | 27. | 28. | 27. | 29. |
| 10513 | 25. | 24. | 24. | 25. | 23. | 36. |
| 10520 | 23. | 24. | 23. | 22. | 21. | 22. |
| 10521 | 26. | 28. | 27. | 26. | 28. | 29. |
| 10531 | 30. | 32. | 27. | 27. | 27. | 28. |
| 10532 | 27. | 26. | 26. | 35. | 31. | 29. |
| MEAN | 27. | 27. | 26. | 27. | 26. | 28. |
| S.D. | 2.6 | 3.6 | 2.7 | 3.9 | 3.6 | 3.5 |
| S.E. | 0.8 | 1.1 | 0.9 | 1.2 | 1.1 | 1.1 |
| N | 10 | 10 | 10 | 10 | 10 | 10 |

TABLE A9

PROJECT NO.:WIL-402023 A 90-DAY DERMAL STUDY UTILIZING CLARIFIED OILS IN RATS 

SPONSOR:AMERICAN PETROLEUM INDIVIDUAL FOOD CONSUMPTION [G/ANIMAL/DAY]

FEMALE GROUP: 25 MG/KG/DAY

| WEEK | 7 TO 8 | 8 TO 9 | 9 TO 10 | 10 TO 11 | 11 TO 12 | 12 TO 13 |
|---|---|---|---|---|---|---|
| ANIMAL | | | | | | |
| 10485 | 28. | 29. | 25. | 24. | 24. | 27. |
| 10492 | 24. | 26. | 24. | 26. | 20. | 28. |
| 10497 | 26. | 37. | 25. | 26. | 24. | 29. |
| 10498 | 23. | 24. | 23. | 23. | 25. | 25. |
| 10500 | 28. | 30. | 28. | 30. | 26. | 31. |
| 10504 | 21. | 23. | 21. | 22. | 21. | 28. |
| 10506 | 24. | 26. | 26. | 25. | 20. | 28. |
| 10507 | 14. | | | | | |
| 10509 | 21. | 24. | 23. | 24. | 23. | 26. |
| 10515 | 29. | 25. | 25. | 26. | 25. | 31. |
| MEAN | 24. | 27. | 24. | 25. | 23. | 28. |
| S.D. | 4.5 | 4.4 | 2.0 | 2.3 | 2.3 | 2.0 |
| S.E. | 1.4 | 1.5 | 0.7 | 0.8 | 0.8 | 0.7 |
| N | 10 | 9 | 9 | 9 | 9 | 9 |

TABLE A9

PROJECT NO.:WIL-402023 A 90-DAY DERMAL STUDY UTILIZING CLARIFIED OILS IN RATS 

SPONSOR:AMERICAN PETROLEUM INDIVIDUAL FOOD CONSUMPTION [G/ANIMAL/DAY]

FEMALE GROUP: 50 MG/KG/DAY

| WEEK | 7 TO 8 | 8 TO 9 | 9 TO 10 | 10 TO 11 | 11 TO 12 | 12 TO 13 |
|---|---|---|---|---|---|---|
| ANIMAL | | | | | | |
| 10484 | 26. | 27. | 27. | 26. | 22. | 25. |
| 10503 | 25. | 25. | 25. | 29. | 33. | 23. |
| 10510 | 21. | 20. | 17. | 12. | 10. | |
| 10516 | 28. | 28. | 27. | 22. | 24. | 28. |
| 10517 | 26. | 28. | 25. | 26. | 24. | 26. |
| 10523 | 10. | | | | | |
| 10524 | 22. | 15. | 5. | | | |
| 10526 | 24. | 26. | 25. | 27. | 27. | 28. |
| 10527 | 24. | 26. | 24. | 26. | 24. | 24. |
| 10529 | 21. | 23. | 20. | 21. | 21. | 21. |
| MEAN | 23. | 24. | 22. | 24. | 23. | 25. |
| S.D. | 5.0 | 4.3 | 7.1 | 5.4 | 6.5 | 2.6 |
| S.E. | 1.6 | 1.4 | 2.4 | 1.9 | 2.3 | 1.0 |
| N | 10 | 9 | 9 | 8 | 8 | 7 |

TABLE A10

PROJECT NO.:WIL-402023 A 90-DAY DERMAL STUDY UTILIZING CLARIFIED OILS IN RATS PAGE 1

SPONSOR:AMERICAN PETROLEUM INDIVIDUAL HEMATOLOGY VALUES WEEK 12

| ANIMAL | WBC | RBC | HGB | HCT | MCV | MCH | MCHC | PLATELET | RETIC | RETIC ABSOLUTE |
|---|---|---|---|---|---|---|---|---|---|---|
| | thous/uL | mil/uL | g/dL | % | fL | pg | g/dL | thous/uL | % | thous/uL |
| GROUP: UNTREATED MALES | | | | | | | | | | |
| 10419 | 9.20 | 9.50 | 16.2 | 50.1 | 52.8 | 17.1 | 32.3 | 1090. | 2.1 | 197.3 |
| 10430 | 11.86 | 9.05 | 16.2 | 48.2 | 53.2 | 17.9 | 33.7 | 1031. | 2.0 | 178.8 |
| 10437 | 8.83 | 8.85 | 15.8 | 48.9 | 55.3 | 17.9 | 32.4 | 882. | 2.2 | 191.0 |
| 10444 | 9.16 | 9.48 | 15.7 | 48.3 | 51.0 | 16.6 | 32.5 | 957. | 1.9 | 182.3 |
| 10445 | 7.88 | 10.14 | 17.4 | 53.9 | 53.1 | 17.2 | 32.3 | 1092. | 1.6 | 166.9 |
| 10447 | 14.64 | 8.99 | 15.8 | 48.4 | 53.9 | 17.6 | 32.6 | 1203. | 2.3 | 203.1 |
| 10456 | 9.50 | 9.00 | 16.3 | 49.0 | 54.4 | 18.1 | 33.2 | 1121. | 2.0 | 181.5 |
| 10460 | 7.37 | 9.51 | 17.8 | 53.3 | 56.0 | 18.7 | 33.4 | 1029. | 1.7 | 159.7 |
| 10462 | 7.67 | 9.91 | 17.1 | 52.9 | 53.4 | 17.3 | 32.3 | 1249. | 1.9 | 188.3 |
| 10477 | 9.51 | 9.60 | 17.2 | 53.1 | 55.3 | 17.9 | 32.4 | 1168. | 2.1 | 200.5 |
| MEAN | 9.56 | 9.40 | 16.6 | 50.6 | 53.8 | 17.6 | 32.7 | 1082. | 2.0 | 184.9 |
| S.D. | 2.189 | 0.425 | 0.76 | 2.39 | 1.47 | 0.60 | 0.52 | 111.9 | 0.21 | 14.11 |
| S.E. | 0.692 | 0.135 | 0.24 | 0.76 | 0.47 | 0.19 | 0.16 | 35.4 | 0.07 | 4.46 |
| N | 10 | 10 | 10 | 10 | 10 | 10 | 10 | 10 | 10 | 10 |

thous/uL = THOUSANDS/MICROLITER, mil/uL = MILLIONS/MICROLITER, fL = FEMTOLITERS, pg = PICOGRAMS, g/dL = GRAMS/DECILITER

TABLE A10

PROJECT NO.:WIL-402023 A 90-DAY DERMAL STUDY UTILIZING CLARIFIED OILS IN RATS PAGE 2

SPONSOR:AMERICAN PETROLEUM INDIVIDUAL HEMATOLOGY VALUES WEEK 12

| ANIMAL | NEU | LYMPH | MONO | EOS | BASO | LUC |
|---|---|---|---|---|---|---|
| | % | % | % | % | % | % |
| GROUP: UNTREATED MALES | | | | | | |
| 10419 | 36.3 | 57.3 | 3.7 | 1.1 | 0.5 | 1.1 |
| 10430 | 27.7 | 67.4 | 2.3 | 1.6 | 0.7 | 0.4 |
| 10437 | 39.0 | 58.2 | 2.1 | 0.2 | 0.2 | 0.3 |
| 10444 | 34.0 | 60.8 | 2.1 | 1.4 | 0.5 | 1.3 |
| 10445 | 11.5 | 84.7 | 1.0 | 1.4 | 0.6 | 0.8 |
| 10447 | 52.3 | 43.2 | 2.4 | 0.8 | 0.7 | 0.5 |
| 10456 | 12.5 | 82.0 | 2.7 | 1.4 | 0.5 | 0.9 |
| 10460 | 15.2 | 80.4 | 2.2 | 0.9 | 0.7 | 0.6 |
| 10462 | 13.1 | 84.1 | 1.1 | 0.5 | 0.7 | 0.5 |
| 10477 | 14.7 | 81.1 | 1.8 | 0.6 | 0.9 | 0.9 |
| MEAN | 25.6 | 69.9 | 2.1 | 1.0 | 0.6 | 0.7 |
| S.D. | 14.28 | 14.53 | 0.77 | 0.47 | 0.19 | 0.32 |
| S.E. | 4.52 | 4.60 | 0.24 | 0.15 | 0.06 | 0.10 |
| N | 10 | 10 | 10 | 10 | 10 | 10 |

TABLE A10

PROJECT NO.:WIL-402023 A 90-DAY DERMAL STUDY UTILIZING CLARIFIED OILS IN RATS PAGE 3

SPONSOR:AMERICAN PETROLEUM INDIVIDUAL HEMATOLOGY VALUES WEEK 12

| ANIMAL | NEU ABSOLUTE | LYMPH ABSOLUTE | MONO ABSOLUTE | EOS ABSOLUTE | BASO ABSOLUTE | LUC ABSOLUTE | PLATELET ESTIMATE | RBC MORPHOLOGY |
|---|---|---|---|---|---|---|---|---|
| | thous/uL | thous/uL | thous/uL | thous/uL | thous/uL | thous/uL | | |
| GROUP: UNTREATED MALES | | | | | | | | |
| 10419 | 3.34 | 5.27 | 0.34 | 0.10 | 0.05 | 0.10 | PLATELET ESTIMATE AND MORPHOLOGY NOT REVIEWED | |
| 10430 | 3.29 | 7.99 | 0.27 | 0.19 | 0.08 | 0.04 | PLATELET ESTIMATE AND MORPHOLOGY NOT REVIEWED | |
| 10437 | 3.44 | 5.14 | 0.19 | 0.02 | 0.02 | 0.02 | PLATELET ESTIMATE AND MORPHOLOGY NOT REVIEWED | |
| 10444 | 3.12 | 5.57 | 0.19 | 0.13 | 0.05 | 0.12 | PLATELET ESTIMATE AND MORPHOLOGY NOT REVIEWED | |
| 10445 | 0.91 | 6.67 | 0.08 | 0.11 | 0.05 | 0.07 | PLATELET ESTIMATE AND MORPHOLOGY NOT REVIEWED | |
| 10447 | 7.66 | 6.33 | 0.35 | 0.12 | 0.10 | 0.07 | PLATELET ESTIMATE AND MORPHOLOGY NOT REVIEWED | |
| 10456 | 1.19 | 7.79 | 0.26 | 0.13 | 0.04 | 0.09 | PLATELET ESTIMATE AND MORPHOLOGY NOT REVIEWED | |
| 10460 | 1.12 | 5.92 | 0.16 | 0.06 | 0.05 | 0.04 | PLATELET ESTIMATE AND MORPHOLOGY NOT REVIEWED | |
| 10462 | 1.00 | 6.46 | 0.09 | 0.04 | 0.05 | 0.04 | PLATELET ESTIMATE AND MORPHOLOGY NOT REVIEWED | |
| 10477 | 1.40 | 7.72 | 0.17 | 0.06 | 0.09 | 0.08 | PLATELET ESTIMATE AND MORPHOLOGY NOT REVIEWED | |
| MEAN | 2.65 | 6.49 | 0.21 | 0.10 | 0.06 | 0.07 | | |
| S.D. | 2.071 | 1.054 | 0.094 | 0.051 | 0.024 | 0.032 | | |
| S.E. | 0.655 | 0.333 | 0.030 | 0.016 | 0.008 | 0.010 | | |
| N | 10 | 10 | 10 | 10 | 10 | 10 | | |

thous/uL = THOUSANDS/MICROLITER

TABLE A10

PROJECT NO.:WIL-402023 A 90-DAY DERMAL STUDY UTILIZING CLARIFIED OILS IN RATS PAGE 4

SPONSOR:AMERICAN PETROLEUM INDIVIDUAL HEMATOLOGY VALUES WEEK 12

| ANIMAL | PT | APTT | RDW | HDW |
|---|---|---|---|---|
| | seconds | seconds | % | g/dL |
| GROUP: UNTREATED MALES | | | | |
| 10419 | 17.6 | 17.4 | 11.9 | 2.10 |
| 10430 | 16.5 | 19.4 | 12.3 | 2.09 |
| 10437 | 18.8 | 20.7 | 12.0 | 2.15 |
| 10444 | 16.9 | 19.2 | 11.5 | 2.14 |
| 10445 | 17.2 | 19.4 | 11.3 | 2.21 |
| 10447 | 18.0 | 16.0 | 12.2 | 2.10 |
| 10456 | 18.1 | 17.5 | 11.7 | 2.21 |
| 10460 | 18.0 | 19.7 | 11.6 | 2.00 |
| 10462 | 17.0 | 19.5 | 11.9 | 2.12 |
| 10477 | 17.7 | 22.3 | 11.9 | 2.23 |
| MEAN | 17.6 | 19.1 | 11.8 | 2.14 |
| S.D. | 0.69 | 1.78 | 0.31 | 0.069 |
| S.E. | 0.22 | 0.56 | 0.10 | 0.022 |
| N | 10 | 10 | 10 | 10 |

g/dL = GRAMS/DECILITER

TABLE A10

PROJECT NO.:WIL-402023 A 90-DAY DERMAL STUDY UTILIZING CLARIFIED OILS IN RATS 

SPONSOR:AMERICAN PETROLEUM INDIVIDUAL HEMATOLOGY VALUES WEEK 12

| ANIMAL | WBC | RBC | HGB | HCT | MCV | MCH | MCHC | PLATELET | RETIC | RETIC ABSOLUTE |
|---|---|---|---|---|---|---|---|---|---|---|
| | thous/uL | mil/uL | g/dL | % | fL | pg | g/dL | thous/uL | % | thous/uL |
| GROUP: 0 MG/KG/DAY MALES | | | | | | | | | | |
| 10420 | 10.54 | 10.41 | 18.9 | 59.3 | 57.0 | 18.1 | 31.8 | 1014. | 2.3 | 234.8 |
| 10432 | 6.39 | 9.35 | 16.6 | 50.3 | 53.8 | 17.7 | 32.9 | 1106. | 1.5 | 138.8 |
| 10438 | 9.72 | 9.88 | 16.8 | 52.3 | 53.0 | 17.0 | 32.0 | 1224. | 1.3 | 125.1 |
| 10443 | 9.23 | 10.09 | 17.4 | 55.9 | 55.3 | 17.2 | 31.2 | 1114. | 2.6 | 259.0 |
| 10457 | 12.24 | 9.70 | 17.2 | 53.8 | 55.4 | 17.7 | 32.0 | 1307. | 2.0 | 194.1 |
| 10459 | 13.71 | 9.46 | 16.4 | 49.3 | 52.1 | 17.3 | 33.2 | 1062. | 1.6 | 155.2 |
| 10467 | 11.30 | 8.52 | 15.0 | 43.6 | 51.2 | 17.6 | 34.3 | 1016. | 1.8 | 150.1 |
| 10469 | 9.45 | 9.62 | 16.6 | 50.8 | 52.8 | 17.3 | 32.7 | 996. | 2.2 | 216.3 |
| 10475 | 6.22 | 9.62 | 16.4 | 51.4 | 53.5 | 17.0 | 31.8 | 1378. | 1.8 | 173.3 |
| 10476 | 10.85 | 9.54 | 15.5 | 48.3 | 50.6 | 16.3 | 32.1 | 1098. | 1.7 | 161.7 |
| MEAN | 9.97 | 9.62 | 16.7 | 51.5 | 53.5 | 17.3 | 32.4 | 1132. | 1.9 | 180.8 |
| S.D. | 2.352 | 0.498 | 1.06 | 4.29 | 1.99 | 0.50 | 0.89 | 130.2 | 0.40 | 43.91 |
| S.E. | 0.744 | 0.158 | 0.34 | 1.36 | 0.63 | 0.16 | 0.28 | 41.2 | 0.13 | 13.89 |
| N | 10 | 10 | 10 | 10 | 10 | 10 | 10 | 10 | 10 | 10 |

thous/uL = THOUSANDS/MICROLITER, mil/uL = MILLIONS/MICROLITER, fL = FEMTOLITERS, pg = PICOGRAMS, g/dL = GRAMS/DECILITER

TABLE A10

PROJECT NO.:WIL-402023 A 90-DAY DERMAL STUDY UTILIZING CLARIFIED OILS IN RATS PAGE 6

SPONSOR:AMERICAN PETROLEUM INDIVIDUAL HEMATOLOGY VALUES WEEK 12

| ANIMAL | NEU | LYMPH | MONO | EOS | BASO | LUC |
|---|---|---|---|---|---|---|
| | % | % | % | % | % | % |
| GROUP: 0 MG/KG/DAY | MALES | | | | | |
| 10420 | 16.1 | 79.9 | 2.3 | 0.5 | 0.7 | 0.5 |
| 10432 | 15.5 | 79.8 | 1.6 | 1.4 | 1.1 | 0.6 |
| 10438 | 21.9 | 75.0 | 1.3 | 0.8 | 0.5 | 0.5 |
| 10443 | 10.4 | 85.9 | 1.8 | 0.7 | 0.8 | 0.5 |
| 10457 | 13.6 | 82.1 | 2.4 | 0.4 | 0.7 | 0.7 |
| 10459 | 20.3 | 74.2 | 2.0 | 1.5 | 0.6 | 1.3 |
| 10467 | 20.9 | 74.3 | 2.2 | 1.9 | 0.3 | 0.4 |
| 10469 | 11.2 | 85.4 | 1.4 | 0.9 | 0.5 | 0.6 |
| 10475 | 14.3 | 83.4 | 1.0 | 0.6 | 0.4 | 0.4 |
| 10476 | 9.2 | 87.8 | 1.5 | 0.5 | 0.4 | 0.6 |
| MEAN | 15.3 | 80.8 | 1.8 | 0.9 | 0.6 | 0.6 |
| S.D. | 4.50 | 5.01 | 0.47 | 0.51 | 0.24 | 0.26 |
| S.E. | 1.42 | 1.58 | 0.15 | 0.16 | 0.07 | 0.08 |
| N | 10 | 10 | 10 | 10 | 10 | 10 |

TABLE A10

PROJECT NO.:WIL-402023 A 90-DAY DERMAL STUDY UTILIZING CLARIFIED OILS IN RATS PAGE 7

SPONSOR:AMERICAN PETROLEUM INDIVIDUAL HEMATOLOGY VALUES WEEK 12

| ANIMAL | NEU ABSOLUTE | LYMPH ABSOLUTE | MONO ABSOLUTE | EOS ABSOLUTE | BASO ABSOLUTE | LUC ABSOLUTE | PLATELET ESTIMATE | RBC MORPHOLOGY |
|---|---|---|---|---|---|---|---|---|
| | thous/uL | thous/uL | thous/uL | thous/uL | thous/uL | thous/uL | | |
| GROUP: 0 MG/KG/DAY MALES | | | | | | | | |
| 10420 | 1.70 | 8.42 | 0.24 | 0.06 | 0.07 | 0.05 | PLATELET ESTIMATE AND MORPHOLOGY NOT REVIEWED | |
| 10432 | 0.99 | 5.10 | 0.10 | 0.09 | 0.07 | 0.04 | PLATELET ESTIMATE AND MORPHOLOGY NOT REVIEWED | |
| 10438 | 2.13 | 7.29 | 0.13 | 0.08 | 0.05 | 0.05 | PLATELET ESTIMATE AND MORPHOLOGY NOT REVIEWED | |
| 10443 | 0.96 | 7.93 | 0.17 | 0.06 | 0.07 | 0.05 | PLATELET ESTIMATE AND MORPHOLOGY NOT REVIEWED | |
| 10457 | 1.67 | 10.05 | 0.30 | 0.05 | 0.08 | 0.08 | PLATELET ESTIMATE AND MORPHOLOGY NOT REVIEWED | |
| 10459 | 2.79 | 10.18 | 0.28 | 0.21 | 0.08 | 0.18 | PLATELET ESTIMATE AND MORPHOLOGY NOT REVIEWED | |
| 10467 | 2.36 | 8.40 | 0.24 | 0.22 | 0.04 | 0.04 | PLATELET ESTIMATE AND MORPHOLOGY NOT REVIEWED | |
| 10469 | 1.06 | 8.07 | 0.14 | 0.09 | 0.05 | 0.06 | PLATELET ESTIMATE AND MORPHOLOGY NOT REVIEWED | |
| 10475 | 0.89 | 5.19 | 0.06 | 0.04 | 0.03 | 0.02 | PLATELET ESTIMATE AND MORPHOLOGY NOT REVIEWED | |
| 10476 | 0.99 | 9.52 | 0.17 | 0.06 | 0.04 | 0.07 | PLATELET ESTIMATE AND MORPHOLOGY NOT REVIEWED | |
| MEAN | 1.55 | 8.02 | 0.18 | 0.10 | 0.06 | 0.06 | | |
| S.D. | 0.685 | 1.777 | 0.079 | 0.065 | 0.018 | 0.044 | | |
| S.E. | 0.216 | 0.562 | 0.025 | 0.021 | 0.006 | 0.014 | | |
| N | 10 | 10 | 10 | 10 | 10 | 10 | | |

thous/uL = THOUSANDS/MICROLITER

TABLE A10

PROJECT NO.:WIL-402023 A 90-DAY DERMAL STUDY UTILIZING CLARIFIED OILS IN RATS PAGE 8

SPONSOR:AMERICAN PETROLEUM INDIVIDUAL HEMATOLOGY VALUES WEEK 12

| ANIMAL | PT | APTT | RDW | HDW |
|---|---|---|---|---|
| | seconds | seconds | % | g/dL |
| GROUP: 0 MG/KG/DAY | | MALES | | |
| 10420 | 17.2 | 17.8 | 11.0 | 1.85 |
| 10432 | 18.1 | 18.5 | 10.7 | 2.02 |
| 10438 | 17.1 | 17.1 | 11.9 | 1.94 |
| 10443 | 17.7 | 17.6 | 12.3 | 2.05 |
| 10457 | 18.0 | 19.8 | 10.8 | 2.00 |
| 10459 | 17.7 | 19.4 | 11.5 | 2.20 |
| 10467 | 17.5 | 20.5 | 11.8 | 2.32 |
| 10469 | 17.5 | 20.2 | 12.4 | 2.37 |
| 10475 | 18.5 | 21.1 | 11.6 | 1.98 |
| 10476 | 16.6 | 19.0 | 11.8 | 2.17 |
| MEAN | 17.6 | 19.1 | 11.6 | 2.09 |
| S.D. | 0.54 | 1.34 | 0.59 | 0.169 |
| S.E. | 0.17 | 0.42 | 0.19 | 0.053 |
| N | 10 | 10 | 10 | 10 |

g/dL = GRAMS/DECILITER

TABLE A10

PROJECT NO.:WIL-402023 A 90-DAY DERMAL STUDY UTILIZING CLARIFIED OILS IN RATS 

SPONSOR:AMERICAN PETROLEUM INDIVIDUAL HEMATOLOGY VALUES WEEK 12

| ANIMAL | WBC | RBC | HGB | HCT | MCV | MCH | MCHC | PLATELET | RETIC | RETIC ABSOLUTE |
|---|---|---|---|---|---|---|---|---|---|---|
| | thous/uL | mil/uL | g/dL | % | fL | pg | g/dL | thous/uL | % | thous/uL |
| GROUP: 5 MG/KG/DAY MALES | | | | | | | | | | |
| 10425 | 6.94 | 9.49 | 16.4 | 50.7 | 53.5 | 17.3 | 32.3 | 1083. | 2.2 | 206.2 |
| 10426 | 6.15 | 8.63 | 14.9 | 45.8 | 53.0 | 17.3 | 32.7 | 1073. | 2.3 | 202.8 |
| 10435 | 4.59 | 9.86 | 17.1 | 52.8 | 53.6 | 17.4 | 32.4 | 1193. | 1.4 | 135.2 |
| 10436 | 10.70 | 8.14 | 14.0 | 42.8 | 52.6 | 17.2 | 32.7 | 968. | 4.7 | 385.4 |
| 10446 | 6.96 | 9.87 | 17.2 | 54.3 | 55.0 | 17.5 | 31.7 | 1096. | 2.6 | 259.1 |
| 10449 | 10.07 | 9.79 | 16.9 | 53.1 | 54.2 | 17.3 | 31.9 | 1230. | 2.7 | 268.7 |
| 10453 | 7.64 | 9.06 | 15.8 | 47.1 | 52.0 | 17.5 | 33.6 | 1024. | 1.8 | 166.2 |
| 10465 | 10.31 | 8.99 | 15.4 | 46.5 | 51.7 | 17.1 | 33.1 | 997. | 2.6 | 233.6 |
| 10470 | 6.06 | 9.21 | 16.1 | 50.2 | 54.6 | 17.5 | 32.0 | 1069. | 2.1 | 197.0 |
| 10474 | 7.30 | 9.43 | 16.1 | 49.3 | 52.3 | 17.1 | 32.6 | 863. | 2.1 | 200.5 |
| MEAN | 7.67 | 9.25 | 16.0 | 49.3 | 53.3 | 17.3 | 32.5 | 1060. | 2.5 | 225.5 |
| S.D. | 2.041 | 0.564 | 1.01 | 3.68 | 1.12 | 0.15 | 0.57 | 106.0 | 0.88 | 68.82 |
| S.E. | 0.645 | 0.178 | 0.32 | 1.16 | 0.35 | 0.05 | 0.18 | 33.5 | 0.28 | 21.76 |
| N | 10 | 10 | 10 | 10 | 10 | 10 | 10 | 10 | 10 | 10 |

thous/uL = THOUSANDS/MICROLITER, mil/uL = MILLIONS/MICROLITER, fL = FEMTOLITERS, pg = PICOGRAMS, g/dL = GRAMS/DECILITER

TABLE A10

PROJECT NO.:WIL-402023 A 90-DAY DERMAL STUDY UTILIZING CLARIFIED OILS IN RATS PAGE 10

SPONSOR:AMERICAN PETROLEUM INDIVIDUAL HEMATOLOGY VALUES WEEK 12

| ANIMAL | NEU | LYMPH | MONO | EOS | BASO | LUC |
|---|---|---|---|---|---|---|
| | % | % | % | % | % | % |
| GROUP: 5 MG/KG/DAY | | MALES | | | | |
| 10425 | 13.5 | 83.7 | 1.7 | 0.3 | 0.6 | 0.4 |
| 10426 | 22.0 | 75.0 | 1.9 | 0.1 | 0.5 | 0.4 |
| 10435 | 13.3 | 83.8 | 1.3 | 0.3 | 1.1 | 0.3 |
| 10436 | 12.8 | 84.4 | 1.7 | 0.3 | 0.5 | 0.4 |
| 10446 | 16.4 | 80.6 | 1.6 | 0.3 | 0.7 | 0.5 |
| 10449 | 20.4 | 75.7 | 2.4 | 0.4 | 0.8 | 0.3 |
| 10453 | 13.1 | 83.5 | 1.7 | 0.5 | 0.6 | 0.6 |
| 10465 | 17.3 | 79.4 | 1.8 | 0.6 | 0.4 | 0.5 |
| 10470 | 16.4 | 79.7 | 2.6 | 0.5 | 0.4 | 0.3 |
| 10474 | 15.1 | 82.2 | 1.5 | 0.3 | 0.4 | 0.4 |
| MEAN | 16.0 | 80.8 | 1.8 | 0.4 | 0.6 | 0.4 |
| S.D. | 3.17 | 3.37 | 0.40 | 0.14 | 0.22 | 0.10 |
| S.E. | 1.00 | 1.07 | 0.13 | 0.05 | 0.07 | 0.03 |
| N | 10 | 10 | 10 | 10 | 10 | 10 |

TABLE A10

PROJECT NO.:WIL-402023 A 90-DAY DERMAL STUDY UTILIZING CLARIFIED OILS IN RATS PAGE 11

SPONSOR:AMERICAN PETROLEUM INDIVIDUAL HEMATOLOGY VALUES WEEK 12

| ANIMAL | NEU ABSOLUTE | LYMPH ABSOLUTE | MONO ABSOLUTE | EOS ABSOLUTE | BASO ABSOLUTE | LUC ABSOLUTE | PLATELET ESTIMATE | RBC MORPHOLOGY |
|---|---|---|---|---|---|---|---|---|
| | thous/uL | thous/uL | thous/uL | thous/uL | thous/uL | thous/uL | | |
| GROUP: 5 MG/KG/DAY MALES | | | | | | | | |
| 10425 | 0.94 | 5.81 | 0.11 | 0.02 | 0.04 | 0.03 | PLATELET ESTIMATE AND MORPHOLOGY NOT REVIEWED | |
| 10426 | 1.36 | 4.61 | 0.12 | 0.01 | 0.03 | 0.02 | PLATELET ESTIMATE AND MORPHOLOGY NOT REVIEWED | |
| 10435 | 0.61 | 3.85 | 0.06 | 0.01 | 0.05 | 0.01 | PLATELET ESTIMATE AND MORPHOLOGY NOT REVIEWED | |
| 10436 | 1.37 | 9.02 | 0.18 | 0.03 | 0.05 | 0.04 | PLATELET ESTIMATE AND MORPHOLOGY NOT REVIEWED | |
| 10446 | 1.14 | 5.61 | 0.11 | 0.02 | 0.05 | 0.03 | PLATELET ESTIMATE AND MORPHOLOGY NOT REVIEWED | |
| 10449 | 2.06 | 7.62 | 0.24 | 0.04 | 0.08 | 0.03 | PLATELET ESTIMATE AND MORPHOLOGY NOT REVIEWED | |
| 10453 | 1.00 | 6.38 | 0.13 | 0.04 | 0.04 | 0.05 | PLATELET ESTIMATE AND MORPHOLOGY NOT REVIEWED | |
| 10465 | 1.79 | 8.19 | 0.18 | 0.06 | 0.04 | 0.05 | PLATELET ESTIMATE AND MORPHOLOGY NOT REVIEWED | |
| 10470 | 0.99 | 4.83 | 0.16 | 0.03 | 0.03 | 0.02 | PLATELET ESTIMATE AND MORPHOLOGY NOT REVIEWED | |
| 10474 | 1.10 | 6.00 | 0.11 | 0.02 | 0.03 | 0.03 | PLATELET ESTIMATE AND MORPHOLOGY NOT REVIEWED | |
| MEAN | 1.24 | 6.19 | 0.14 | 0.03 | 0.04 | 0.03 | | |
| S.D. | 0.427 | 1.648 | 0.051 | 0.015 | 0.015 | 0.013 | | |
| S.E. | 0.135 | 0.521 | 0.016 | 0.005 | 0.005 | 0.004 | | |
| N | 10 | 10 | 10 | 10 | 10 | 10 | | |

thous/uL = THOUSANDS/MICROLITER

| ANIMAL | PT | APTT | RDW | HDW |
|---|---|---|---|---|
| | seconds | seconds | % | g/dL |
| GROUP: 5 MG/KG/DAY | | MALES | | |
| 10425 | 17.8 | 14.2 | 11.6 | 2.18 |
| 10426 | 17.1 | 19.0 | 12.4 | 2.17 |
| 10435 | 17.7 | 17.3 | 11.4 | 2.14 |
| 10436 | 17.8 | 20.6 | 12.8 | 2.38 |
| 10446 | 17.8 | 23.5 | 12.4 | 2.24 |
| 10449 | 18.6 | 19.5 | 12.4 | 2.26 |
| 10453 | 17.1 | 21.5 | 12.0 | 2.24 |
| 10465 | 17.7 | 21.9 | 12.5 | 2.41 |
| 10470 | 16.9 | 20.6 | 12.2 | 2.14 |
| 10474 | 16.9 | 19.8 | 12.3 | 2.35 |
| MEAN | 17.5 | 19.8 | 12.2 | 2.25 |
| S.D. | 0.54 | 2.60 | 0.42 | 0.099 |
| S.E. | 0.17 | 0.82 | 0.13 | 0.031 |
| N | 10 | 10 | 10 | 10 |

g/dL = GRAMS/DECILITER

TABLE A10

PROJECT NO.:WIL-402023 A 90-DAY DERMAL STUDY UTILIZING CLARIFIED OILS IN RATS 

SPONSOR:AMERICAN PETROLEUM INDIVIDUAL HEMATOLOGY VALUES WEEK 12

| ANIMAL | WBC | RBC | HGB | HCT | MCV | MCH | MCHC | PLATELET | RETIC | RETIC ABSOLUTE |
|---|---|---|---|---|---|---|---|---|---|---|
| | thous/uL | mil/uL | g/dL | % | fL | pg | g/dL | thous/uL | % | thous/uL |
| GROUP: 25 MG/KG/DAY MALES | | | | | | | | | | |
| 10429 | 8.78 | 8.89 | 15.7 | 48.6 | 54.6 | 17.6 | 32.3 | 729. | 2.5 | 221.4 |
| 10441 | 6.48 | 7.59 | 13.1 | 40.7 | 53.6 | 17.3 | 32.2 | 1031. | 5.9 | 444.7 |
| 10442 | 10.96 | 7.32 | 12.3 | 38.6 | 52.8 | 16.9 | 32.0 | 897. | 4.7 | 342.4 |
| 10455 | 9.43 | 8.30 | 14.5 | 44.1 | 53.2 | 17.5 | 32.9 | 1086. | 3.5 | 290.1 |
| 10458 | 9.82 | 7.62 | 12.9 | 40.7 | 53.4 | 17.0 | 31.8 | 771. | 4.3 | 330.3 |
| 10463 | 7.48 | 7.70 | 13.1 | 40.3 | 52.4 | 17.0 | 32.5 | 867. | 4.8 | 371.3 |
| 10464 | 4.84 | 8.86 | 15.1 | 47.5 | 53.6 | 17.1 | 31.9 | 771. | 4.1 | 359.6 |
| 10466 | 7.91 | 7.69 | 13.3 | 40.3 | 52.4 | 17.3 | 33.0 | 1125. | 4.2 | 324.3 |
| 10471 | 6.83 | 7.56 | 14.1 | 43.3 | 57.3 | 18.7 | 32.6 | 731. | 4.6 | 345.3 |
| 10473 | 6.68 | 8.54 | 14.7 | 44.7 | 52.3 | 17.2 | 32.9 | 746. | 3.3 | 280.4 |
| MEAN | 7.92 | 8.01 | 13.9 | 42.9 | 53.6 | 17.4 | 32.4 | 875. | 4.2 | 331.0 |
| S.D. | 1.836 | 0.584 | 1.10 | 3.34 | 1.49 | 0.52 | 0.44 | 153.6 | 0.94 | 59.62 |
| S.E. | 0.581 | 0.185 | 0.35 | 1.06 | 0.47 | 0.16 | 0.14 | 48.6 | 0.30 | 18.85 |
| N | 10 | 10 | 10 | 10 | 10 | 10 | 10 | 10 | 10 | 10 |

thous/uL = THOUSANDS/MICROLITER, mil/uL = MILLIONS/MICROLITER, fL = FEMTOLITERS, pg = PICOGRAMS, g/dL = GRAMS/DECILITER

TABLE A10

PROJECT NO.:WIL-402023 A 90-DAY DERMAL STUDY UTILIZING CLARIFIED OILS IN RATS PAGE 14

SPONSOR:AMERICAN PETROLEUM INDIVIDUAL HEMATOLOGY VALUES WEEK 12

| ANIMAL | NEU | LYMPH | MONO | EOS | BASO | LUC |
|---|---|---|---|---|---|---|
| | % | % | % | % | % | % |
| GROUP: 25 MG/KG/DAY MALES | | | | | | |
| 10429 | 16.6 | 79.9 | 1.7 | 0.3 | 0.6 | 0.9 |
| 10441 | 20.0 | 76.2 | 2.4 | 0.2 | 0.5 | 0.8 |
| 10442 | 16.3 | 80.0 | 2.1 | 0.2 | 0.4 | 1.0 |
| 10455 | 12.8 | 83.7 | 1.8 | 0.4 | 0.5 | 0.9 |
| 10458 | 15.7 | 79.1 | 3.8 | 0.2 | 0.3 | 0.9 |
| 10463 | 21.4 | 76.0 | 1.6 | 0.4 | 0.3 | 0.3 |
| 10464 | 11.9 | 85.6 | 1.4 | 0.1 | 0.7 | 0.3 |
| 10466 | 15.1 | 81.1 | 2.1 | 0.6 | 0.4 | 0.7 |
| 10471 | 20.4 | 76.0 | 2.5 | 0.2 | 0.4 | 0.5 |
| 10473 | 15.0 | 82.5 | 1.5 | 0.3 | 0.3 | 0.4 |
| MEAN | 16.5 | 80.0 | 2.1 | 0.3 | 0.4 | 0.7 |
| S.D. | 3.18 | 3.33 | 0.71 | 0.14 | 0.13 | 0.27 |
| S.E. | 1.01 | 1.05 | 0.22 | 0.05 | 0.04 | 0.09 |
| N | 10 | 10 | 10 | 10 | 10 | 10 |

TABLE A10

PROJECT NO.:WIL-402023 A 90-DAY DERMAL STUDY UTILIZING CLARIFIED OILS IN RATS 

SPONSOR:AMERICAN PETROLEUM INDIVIDUAL HEMATOLOGY VALUES WEEK 12

| ANIMAL | NEU ABSOLUTE | LYMPH ABSOLUTE | MONO ABSOLUTE | EOS ABSOLUTE | BASO ABSOLUTE | LUC ABSOLUTE | PLATELET ESTIMATE | RBC MORPHOLOGY |
|---|---|---|---|---|---|---|---|---|
| | thous/uL | thous/uL | thous/uL | thous/uL | thous/uL | thous/uL | | |
| GROUP: 25 MG/KG/DAY MALES | | | | | | | | |
| 10429 | 1.46 | 7.02 | 0.15 | 0.03 | 0.05 | 0.08 | PLATELET ESTIMATE AND MORPHOLOGY NOT REVIEWED | |
| 10441 | 1.30 | 4.94 | 0.15 | 0.01 | 0.03 | 0.05 | PLATELET ESTIMATE AND MORPHOLOGY NOT REVIEWED | |
| 10442 | 1.79 | 8.77 | 0.23 | 0.02 | 0.04 | 0.11 | PLATELET ESTIMATE AND MORPHOLOGY NOT REVIEWED | |
| 10455 | 1.20 | 7.90 | 0.17 | 0.03 | 0.05 | 0.08 | PLATELET ESTIMATE AND MORPHOLOGY NOT REVIEWED | |
| 10458 | 1.54 | 7.76 | 0.37 | 0.02 | 0.03 | 0.09 | PLATELET ESTIMATE AND MORPHOLOGY NOT REVIEWED | |
| 10463 | 1.60 | 5.68 | 0.12 | 0.03 | 0.02 | 0.02 | PLATELET ESTIMATE AND MORPHOLOGY NOT REVIEWED | |
| 10464 | 0.58 | 4.14 | 0.07 | 0.01 | 0.03 | 0.02 | PLATELET ESTIMATE AND MORPHOLOGY NOT REVIEWED | |
| 10466 | 1.19 | 6.41 | 0.17 | 0.05 | 0.03 | 0.06 | PLATELET ESTIMATE AND MORPHOLOGY NOT REVIEWED | |
| 10471 | 1.40 | 5.19 | 0.17 | 0.02 | 0.03 | 0.03 | PLATELET ESTIMATE AND MORPHOLOGY NOT REVIEWED | |
| 10473 | 1.00 | 5.51 | 0.10 | 0.02 | 0.02 | 0.03 | PLATELET ESTIMATE AND MORPHOLOGY NOT REVIEWED | |
| MEAN | 1.31 | 6.33 | 0.17 | 0.02 | 0.03 | 0.06 | | |
| S.D. | 0.342 | 1.493 | 0.083 | 0.012 | 0.011 | 0.032 | | |
| S.E. | 0.108 | 0.472 | 0.026 | 0.004 | 0.003 | 0.010 | | |
| N | 10 | 10 | 10 | 10 | 10 | 10 | | |

thous/uL = THOUSANDS/MICROLITER

| ANIMAL | PT | APTT | RDW | HDW |
|---|---|---|---|---|
| | seconds | seconds | % | g/dL |
| GROUP: 25 MG/KG/DAY MALES | | | | |
| 10429 | 17.6 | 16.3 | 13.6 | 2.53 |
| 10441 | 16.0 | 11.9 | 17.3 | 3.09 |
| 10442 | 16.9 | 18.8 | 15.5 | 2.85 |
| 10455 | 17.7 | 18.8 | 13.7 | 2.57 |
| 10458 | 16.8 | 16.3 | 16.6 | 2.92 |
| 10463 | 16.8 | 18.4 | 15.9 | 2.79 |
| 10464 | 16.8 | 17.9 | 15.4 | 2.61 |
| 10466 | 18.8 | 19.6 | 14.7 | 2.74 |
| 10471 | 17.8 | 17.4 | 16.6 | 2.93 |
| 10473 | 17.0 | 18.6 | 13.4 | 2.58 |
| MEAN | 17.2 | 17.4 | 15.3 | 2.76 |
| S.D. | 0.77 | 2.21 | 1.38 | 0.188 |
| S.E. | 0.24 | 0.70 | 0.44 | 0.059 |
| N | 10 | 10 | 10 | 10 |

g/dL = GRAMS/DECILITER

TABLE A10

PROJECT NO.:WIL-402023 A 90-DAY DERMAL STUDY UTILIZING CLARIFIED OILS IN RATS 

SPONSOR:AMERICAN PETROLEUM INDIVIDUAL HEMATOLOGY VALUES WEEK 12

| ANIMAL | WBC | RBC | HGB | HCT | MCV | MCH | MCHC | PLATELET | RETIC | RETIC ABSOLUTE |
|---|---|---|---|---|---|---|---|---|---|---|
| | thous/uL | mil/uL | g/dL | % | fL | pg | g/dL | thous/uL | % | thous/uL |
| GROUP: 50 MG/KG/DAY MALES | | | | | | | | | | |
| 10424 | 7.32 | 7.11 | 12.8 | 42.0 | 59.1 | 18.0 | 30.5 | 588. | 6.9 | 492.0 |
| 10439 | 4.88 | 3.50 | 5.6 | 17.8 | 50.8 | 16.1 | 31.7 | 320. | 12.0 | 420.1 |
| 10440 | 6.72 | 7.50 | 13.2 | 41.6 | 55.4 | 17.5 | 31.6 | 961. | 4.1 | 309.5 |
| 10450 | 8.74 | 7.06 | 12.1 | 38.1 | 53.9 | 17.1 | 31.8 | 881. | 5.2 | 369.0 |
| 10472 | 7.10 | 6.91 | 12.1 | 36.9 | 53.4 | 17.6 | 32.9 | 506. | 4.4 | 306.5 |
| MEAN | 6.95 | 6.42 | 11.2 | 35.3 | 54.5 | 17.3 | 31.7 | 651. | 6.5 | 379.4 |
| S.D. | 1.388 | 1.645 | 3.14 | 10.02 | 3.05 | 0.72 | 0.85 | 266.2 | 3.25 | 78.49 |
| S.E. | 0.621 | 0.735 | 1.41 | 4.48 | 1.36 | 0.32 | 0.38 | 119.1 | 1.45 | 35.10 |
| N | 5 | 5 | 5 | 5 | 5 | 5 | 5 | 5 | 5 | 5 |

thous/uL = THOUSANDS/MICROLITER, mil/uL = MILLIONS/MICROLITER, fL = FEMTOLITERS, pg = PICOGRAMS, g/dL = GRAMS/DECILITER

TABLE A10

PROJECT NO.:WIL-402023 A 90-DAY DERMAL STUDY UTILIZING CLARIFIED OILS IN RATS PAGE 18

SPONSOR:AMERICAN PETROLEUM INDIVIDUAL HEMATOLOGY VALUES WEEK 12

| ANIMAL | NEU | LYMPH | MONO | EOS | BASO | LUC |
|---|---|---|---|---|---|---|
| | % | % | % | % | % | % |
| GROUP: 50 MG/KG/DAY MALES | | | | | | |
| 10424 | 16.5 | 80.1 | 2.1 | 0.1 | 0.5 | 0.6 |
| 10439 | 18.9 | 77.3 | 2.9 | 0.1 | 0.3 | 0.6 |
| 10440 | 16.7 | 80.4 | 1.6 | 0.1 | 0.6 | 0.7 |
| 10450 | 20.3 | 76.9 | 1.7 | 0.2 | 0.3 | 0.6 |
| 10472 | 23.3 | 72.9 | 2.4 | 0.2 | 0.5 | 0.7 |
| MEAN | 19.1 | 77.5 | 2.1 | 0.1 | 0.4 | 0.6 |
| S.D. | 2.81 | 3.03 | 0.53 | 0.05 | 0.13 | 0.05 |
| S.E. | 1.26 | 1.36 | 0.24 | 0.02 | 0.06 | 0.02 |
| N | 5 | 5 | 5 | 5 | 5 | 5 |

TABLE A10

PROJECT NO.:WIL-402023 A 90-DAY DERMAL STUDY UTILIZING CLARIFIED OILS IN RATS 

SPONSOR:AMERICAN PETROLEUM INDIVIDUAL HEMATOLOGY VALUES WEEK 12

| ANIMAL | NEU ABSOLUTE | LYMPH ABSOLUTE | MONO ABSOLUTE | EOS ABSOLUTE | BASO ABSOLUTE | LUC ABSOLUTE | PLATELET ESTIMATE | RBC MORPHOLOGY |
|---|---|---|---|---|---|---|---|---|
| | thous/uL | thous/uL | thous/uL | thous/uL | thous/uL | thous/uL | | |
| GROUP: 50 MG/KG/DAY MALES | | | | | | | | |
| 10424 | 1.21 | 5.87 | 0.15 | 0.01 | 0.04 | 0.05 | PLATELET ESTIMATE AND MORPHOLOGY NOT REVIEWED | |
| 10439 | 0.92 | 3.77 | 0.14 | 0.01 | 0.01 | 0.03 | PLATELET ESTIMATE AND MORPHOLOGY NOT REVIEWED | |
| 10440 | 1.12 | 5.41 | 0.11 | 0.01 | 0.04 | 0.04 | PLATELET ESTIMATE AND MORPHOLOGY NOT REVIEWED | |
| 10450 | 1.78 | 6.72 | 0.14 | 0.02 | 0.03 | 0.05 | PLATELET ESTIMATE AND MORPHOLOGY NOT REVIEWED | |
| 10472 | 1.65 | 5.18 | 0.17 | 0.01 | 0.03 | 0.05 | PLATELET ESTIMATE AND MORPHOLOGY NOT REVIEWED | |
| MEAN | 1.34 | 5.39 | 0.14 | 0.01 | 0.03 | 0.04 | | |
| S.D. | 0.364 | 1.080 | 0.022 | 0.004 | 0.012 | 0.009 | | |
| S.E. | 0.163 | 0.483 | 0.010 | 0.002 | 0.005 | 0.004 | | |
| N | 5 | 5 | 5 | 5 | 5 | 5 | | |

thous/uL = THOUSANDS/MICROLITER

| ANIMAL | PT | APTT | RDW | HDW |
|---|---|---|---|---|
| | seconds | seconds | % | g/dL |
| GROUP: 50 MG/KG/DAY MALES | | | | |
| 10424 | 16.3 | 14.5 | 19.2 | 3.50 |
| 10439 | 23.1 | 10.7 | 23.4 | 4.18 |
| 10440 | 16.8 | 16.4 | 15.1 | 2.61 |
| 10450 | 18.2 | 12.5 | 17.5 | 2.84 |
| 10472 | 17.4 | 13.4 | 17.2 | 3.07 |
| MEAN | 18.4 | 13.5 | 18.5 | 3.24 |
| S.D. | 2.74 | 2.14 | 3.11 | 0.620 |
| S.E. | 1.23 | 0.96 | 1.39 | 0.277 |
| N | 5 | 5 | 5 | 5 |

g/dL = GRAMS/DECILITER

TABLE A10

PROJECT NO.:WIL-402023 A 90-DAY DERMAL STUDY UTILIZING CLARIFIED OILS IN RATS 

SPONSOR:AMERICAN PETROLEUM INDIVIDUAL HEMATOLOGY VALUES WEEK 12

| ANIMAL | WBC | RBC | HGB | HCT | MCV | MCH | MCHC | PLATELET | RETIC | RETIC ABSOLUTE |
|---|---|---|---|---|---|---|---|---|---|---|
| | thous/uL | mil/uL | g/dL | % | fL | pg | g/dL | thous/uL | % | thous/uL |
| GROUP: UNTREATED FEMALES | | | | | | | | | | |
| 10486 | 7.22 | 9.51 | 16.6 | 49.0 | 51.5 | 17.5 | 33.9 | 1203. | 1.5 | 137.9 |
| 10491 | 12.10 | 9.52 | 17.5 | 52.5 | 55.1 | 18.3 | 33.3 | 1304. | 1.9 | 182.5 |
| 10494 | 9.33 | 9.46 | 16.9 | 50.8 | 53.7 | 17.9 | 33.3 | 1423. | 1.7 | 164.5 |
| 10495 | 8.38 | 9.38 | 17.0 | 51.3 | 54.7 | 18.1 | 33.1 | 1184. | 1.9 | 180.0 |
| 10496 | 7.24 | 8.95 | 16.7 | 48.8 | 54.5 | 18.6 | 34.2 | 1197. | 1.5 | 130.1 |
| 10499 | 6.59 | 8.61 | 16.1 | 46.0 | 53.4 | 18.7 | 35.0 | 1148. | 1.4 | 116.7 |
| 10511 | 4.84 | 8.97 | 16.1 | 47.2 | 52.7 | 17.9 | 34.0 | 1044. | 2.7 | 243.8 |
| 10512 | 10.48 | 9.83 | 17.9 | 52.3 | 53.2 | 18.2 | 34.1 | 1243. | 1.6 | 161.7 |
| 10514 | 4.09 | 9.42 | 16.7 | 49.7 | 52.7 | 17.7 | 33.5 | 1109. | 1.5 | 145.7 |
| 10536 | 5.87 | 9.01 | 16.9 | 50.6 | 56.2 | 18.8 | 33.4 | 1002. | 2.3 | 209.8 |
| MEAN | 7.61 | 9.27 | 16.8 | 49.8 | 53.8 | 18.2 | 33.8 | 1186. | 1.8 | 167.3 |
| S.D. | 2.503 | 0.365 | 0.56 | 2.12 | 1.37 | 0.43 | 0.58 | 122.5 | 0.42 | 38.54 |
| S.E. | 0.791 | 0.115 | 0.18 | 0.67 | 0.43 | 0.14 | 0.18 | 38.8 | 0.13 | 12.19 |
| N | 10 | 10 | 10 | 10 | 10 | 10 | 10 | 10 | 10 | 10 |

thous/uL = THOUSANDS/MICROLITER, mil/uL = MILLIONS/MICROLITER, fL = FEMTOLITERS, pg = PICOGRAMS, g/dL = GRAMS/DECILITER

TABLE A10

PROJECT NO.:WIL-402023 A 90-DAY DERMAL STUDY UTILIZING CLARIFIED OILS IN RATS PAGE 22

SPONSOR:AMERICAN PETROLEUM INDIVIDUAL HEMATOLOGY VALUES WEEK 12

| ANIMAL | NEU | LYMPH | MONO | EOS | BASO | LUC |
|---|---|---|---|---|---|---|
| | % | % | % | % | % | % |
| GROUP: UNTREATED FEMALES | | | | | | |
| 10486 | 8.9 | 86.8 | 1.9 | 1.0 | 0.7 | 0.8 |
| 10491 | 16.7 | 78.9 | 1.9 | 0.7 | 1.0 | 0.8 |
| 10494 | 14.9 | 82.1 | 1.4 | 0.6 | 0.6 | 0.5 |
| 10495 | 9.2 | 87.9 | 1.3 | 0.5 | 0.5 | 0.7 |
| 10496 | 8.9 | 86.5 | 2.1 | 1.4 | 0.5 | 0.6 |
| 10499 | 9.9 | 85.9 | 1.8 | 1.1 | 0.7 | 0.5 |
| 10511 | 10.9 | 85.1 | 2.0 | 0.7 | 0.9 | 0.4 |
| 10512 | 17.9 | 78.8 | 1.4 | 0.6 | 0.7 | 0.6 |
| 10514 | 15.3 | 79.7 | 1.9 | 1.3 | 0.6 | 1.2 |
| 10536 | 19.4 | 77.8 | 1.2 | 0.7 | 0.3 | 0.5 |
| MEAN | 13.2 | 83.0 | 1.7 | 0.9 | 0.7 | 0.7 |
| S.D. | 4.07 | 3.90 | 0.33 | 0.32 | 0.20 | 0.23 |
| S.E. | 1.29 | 1.23 | 0.10 | 0.10 | 0.06 | 0.07 |
| N | 10 | 10 | 10 | 10 | 10 | 10 |

TABLE A10

PROJECT NO.:WIL-402023 A 90-DAY DERMAL STUDY UTILIZING CLARIFIED OILS IN RATS 

SPONSOR:AMERICAN PETROLEUM INDIVIDUAL HEMATOLOGY VALUES WEEK 12

| ANIMAL | NEU ABSOLUTE | LYMPH ABSOLUTE | MONO ABSOLUTE | EOS ABSOLUTE | BASO ABSOLUTE | LUC ABSOLUTE | PLATELET ESTIMATE | RBC MORPHOLOGY |
|---|---|---|---|---|---|---|---|---|
| | thous/uL | thous/uL | thous/uL | thous/uL | thous/uL | thous/uL | | |
| GROUP: UNTREATED FEMALES | | | | | | | | |
| 10486 | 0.64 | 6.27 | 0.14 | 0.07 | 0.05 | 0.06 | PLATELET ESTIMATE AND MORPHOLOGY NOT REVIEWED | |
| 10491 | 2.02 | 9.55 | 0.23 | 0.09 | 0.12 | 0.10 | PLATELET ESTIMATE AND MORPHOLOGY NOT REVIEWED | |
| 10494 | 1.39 | 7.66 | 0.13 | 0.05 | 0.06 | 0.04 | PLATELET ESTIMATE AND MORPHOLOGY NOT REVIEWED | |
| 10495 | 0.77 | 7.36 | 0.11 | 0.04 | 0.04 | 0.06 | PLATELET ESTIMATE AND MORPHOLOGY NOT REVIEWED | |
| 10496 | 0.64 | 6.27 | 0.15 | 0.10 | 0.04 | 0.05 | PLATELET ESTIMATE AND MORPHOLOGY NOT REVIEWED | |
| 10499 | 0.66 | 5.66 | 0.12 | 0.07 | 0.05 | 0.04 | PLATELET ESTIMATE AND MORPHOLOGY NOT REVIEWED | |
| 10511 | 0.53 | 4.12 | 0.10 | 0.03 | 0.04 | 0.02 | PLATELET ESTIMATE AND MORPHOLOGY NOT REVIEWED | |
| 10512 | 1.87 | 8.26 | 0.15 | 0.06 | 0.07 | 0.06 | PLATELET ESTIMATE AND MORPHOLOGY NOT REVIEWED | |
| 10514 | 0.63 | 3.26 | 0.08 | 0.05 | 0.02 | 0.05 | PLATELET ESTIMATE AND MORPHOLOGY NOT REVIEWED | |
| 10536 | 1.14 | 4.57 | 0.07 | 0.04 | 0.02 | 0.03 | PLATELET ESTIMATE AND MORPHOLOGY NOT REVIEWED | |
| MEAN | 1.03 | 6.30 | 0.13 | 0.06 | 0.05 | 0.05 | | |
| S.D. | 0.552 | 1.966 | 0.045 | 0.023 | 0.029 | 0.022 | | |
| S.E. | 0.175 | 0.622 | 0.014 | 0.007 | 0.009 | 0.007 | | |
| N | 10 | 10 | 10 | 10 | 10 | 10 | | |

thous/uL = THOUSANDS/MICROLITER

| ANIMAL | PT | APTT | RDW | HDW |
|---|---|---|---|---|
| | seconds | seconds | % | g/dL |
| GROUP: UNTREATED FEMALES | | | | |
| 10486 | 17.6 | 16.0 | 10.6 | 1.96 |
| 10491 | 17.2 | 17.2 | 11.2 | 1.88 |
| 10494 | 16.6 | 16.3 | 10.5 | 2.00 |
| 10495 | 17.8 | 17.0 | 10.7 | 1.87 |
| 10496 | 17.6 | 17.8 | 11.0 | 2.06 |
| 10499 | 18.0 | 16.1 | 10.6 | 1.98 |
| 10511 | 17.7 | 17.4 | 11.5 | 1.98 |
| 10512 | 18.7 | 16.2 | 11.0 | 1.90 |
| 10514 | 17.4 | 17.3 | 10.9 | 1.94 |
| 10536 | 17.6 | 18.6 | 10.4 | 1.86 |
| MEAN | 17.6 | 17.0 | 10.8 | 1.94 |
| S.D. | 0.54 | 0.85 | 0.34 | 0.065 |
| S.E. | 0.17 | 0.27 | 0.11 | 0.021 |
| N | 10 | 10 | 10 | 10 |

g/dL = GRAMS/DECILITER

TABLE A10

PROJECT NO.:WIL-402023 A 90-DAY DERMAL STUDY UTILIZING CLARIFIED OILS IN RATS 

SPONSOR:AMERICAN PETROLEUM INDIVIDUAL HEMATOLOGY VALUES WEEK 12

| ANIMAL | WBC | RBC | HGB | HCT | MCV | MCH | MCHC | PLATELET | RETIC | RETIC ABSOLUTE |
|---|---|---|---|---|---|---|---|---|---|---|
| | thous/uL | mil/uL | g/dL | % | fL | pg | g/dL | thous/uL | % | thous/uL |
| GROUP: 0 MG/KG/DAY FEMALES | | | | | | | | | | |
| 10481 | 6.45 | 9.02 | 17.3 | 51.6 | 57.1 | 19.1 | 33.5 | 1116. | 1.6 | 148.7 |
| 10505 | 8.22 | 8.90 | 17.4 | 51.9 | 58.3 | 19.5 | 33.5 | 1349. | 1.8 | 157.7 |
| 10489 | 10.55 | 9.51 | 16.7 | 50.9 | 53.5 | 17.6 | 32.8 | 1400. | 1.4 | 128.6 |
| 10502 | 7.70 | 9.08 | 15.9 | 47.5 | 52.2 | 17.5 | 33.5 | 1038. | 1.7 | 154.7 |
| 10519 | 9.67 | 8.84 | 16.1 | 49.0 | 55.4 | 18.2 | 32.8 | 941. | 2.4 | 213.4 |
| 10478 | 9.39 | 8.81 | 17.2 | 50.8 | 57.6 | 19.5 | 33.9 | 1008. | 2.3 | 204.8 |
| 10530 | 14.19 | 9.66 | 17.9 | 54.2 | 56.1 | 18.5 | 33.0 | 1249. | 1.3 | 127.4 |
| 10534 | 10.86 | 9.46 | 17.1 | 50.8 | 53.7 | 18.1 | 33.6 | 999. | 1.5 | 142.5 |
| 10535 | 8.45 | 9.24 | 16.5 | 48.7 | 52.7 | 17.9 | 33.9 | 1370. | 2.2 | 198.7 |
| 10537 | 6.79 | 8.36 | 16.2 | 49.2 | 58.9 | 19.4 | 32.9 | 1007. | 2.6 | 215.1 |
| MEAN | 9.23 | 9.09 | 16.8 | 50.5 | 55.6 | 18.5 | 33.3 | 1148. | 1.9 | 169.2 |
| S.D. | 2.282 | 0.391 | 0.65 | 1.93 | 2.42 | 0.79 | 0.43 | 176.7 | 0.46 | 35.07 |
| S.E. | 0.722 | 0.124 | 0.21 | 0.61 | 0.77 | 0.25 | 0.14 | 55.9 | 0.15 | 11.09 |
| N | 10 | 10 | 10 | 10 | 10 | 10 | 10 | 10 | 10 | 10 |

thous/uL = THOUSANDS/MICROLITER, mil/uL = MILLIONS/MICROLITER, fL = FEMTOLITERS, pg = PICOGRAMS, g/dL = GRAMS/DECILITER

TABLE A10

PROJECT NO.:WIL-402023 A 90-DAY DERMAL STUDY UTILIZING CLARIFIED OILS IN RATS PAGE 26

SPONSOR:AMERICAN PETROLEUM INDIVIDUAL HEMATOLOGY VALUES WEEK 12

| ANIMAL | NEU | LYMPH | MONO | EOS | BASO | LUC |
|---|---|---|---|---|---|---|
| | % | % | % | % | % | % |
| GROUP: 0 MG/KG/DAY | FEMALES | | | | | |
| 10481 | 19.7 | 76.4 | 2.4 | 0.5 | 0.5 | 0.5 |
| 10505 | 7.2 | 89.3 | 1.3 | 0.8 | 0.7 | 0.7 |
| 10489 | 12.0 | 82.8 | 2.7 | 0.9 | 0.9 | 0.7 |
| 10502 | 7.4 | 87.7 | 2.2 | 1.3 | 0.5 | 0.9 |
| 10519 | 17.0 | 83.0 | 0.0 | 0.0 | 0.0 | 0.0 |
| 10478 | 15.8 | 80.3 | 1.9 | 0.6 | 0.7 | 0.7 |
| 10530 | 10.3 | 85.4 | 1.8 | 0.5 | 0.9 | 1.1 |
| 10534 | 10.1 | 85.0 | 2.1 | 1.2 | 1.0 | 0.6 |
| 10535 | 17.2 | 78.7 | 1.6 | 1.0 | 0.8 | 0.7 |
| 10537 | 17.3 | 79.4 | 1.7 | 0.7 | 0.4 | 0.5 |
| MEAN | 13.4 | 82.8 | 1.8 | 0.8 | 0.6 | 0.6 |
| S.D. | 4.53 | 4.13 | 0.74 | 0.38 | 0.30 | 0.29 |
| S.E. | 1.43 | 1.31 | 0.23 | 0.12 | 0.09 | 0.09 |
| N | 10 | 10 | 10 | 10 | 10 | 10 |

TABLE A10

PROJECT NO.:WIL-402023 A 90-DAY DERMAL STUDY UTILIZING CLARIFIED OILS IN RATS PAGE 27

SPONSOR:AMERICAN PETROLEUM INDIVIDUAL HEMATOLOGY VALUES WEEK 12

| ANIMAL | NEU ABSOLUTE | LYMPH ABSOLUTE | MONO ABSOLUTE | EOS ABSOLUTE | BASO ABSOLUTE | LUC ABSOLUTE | PLATELET ESTIMATE | RBC MORPHOLOGY |
|---|---|---|---|---|---|---|---|---|
| | thous/uL | thous/uL | thous/uL | thous/uL | thous/uL | thous/uL | | |
| GROUP: 0 MG/KG/DAY | | FEMALES | | | | | | |
| 10481 | 1.27 | 4.92 | 0.15 | 0.03 | 0.03 | 0.03 | PLATELET ESTIMATE AND MORPHOLOGY NOT REVIEWED | |
| 10505 | 0.59 | 7.34 | 0.11 | 0.07 | 0.06 | 0.06 | PLATELET ESTIMATE AND MORPHOLOGY NOT REVIEWED | |
| 10489 | 1.27 | 8.74 | 0.29 | 0.10 | 0.09 | 0.07 | PLATELET ESTIMATE AND MORPHOLOGY NOT REVIEWED | |
| 10502 | 0.57 | 6.75 | 0.17 | 0.10 | 0.04 | 0.07 | PLATELET ESTIMATE AND MORPHOLOGY NOT REVIEWED | |
| 10519 | 1.64 | 8.03 | 0.00 | 0.00 | 0.00 | 0.00 | ADEQUATE | 2-PLT CLUM<br>2-POL |
| 10478 | 1.48 | 7.55 | 0.17 | 0.05 | 0.07 | 0.07 | PLATELET ESTIMATE AND MORPHOLOGY NOT REVIEWED | |
| 10530 | 1.46 | 12.12 | 0.25 | 0.08 | 0.13 | 0.15 | PLATELET ESTIMATE AND MORPHOLOGY NOT REVIEWED | |
| 10534 | 1.10 | 9.24 | 0.22 | 0.13 | 0.11 | 0.06 | PLATELET ESTIMATE AND MORPHOLOGY NOT REVIEWED | |
| 10535 | 1.45 | 6.65 | 0.14 | 0.08 | 0.07 | 0.06 | PLATELET ESTIMATE AND MORPHOLOGY NOT REVIEWED | |
| 10537 | 1.18 | 5.39 | 0.12 | 0.05 | 0.03 | 0.03 | PLATELET ESTIMATE AND MORPHOLOGY NOT REVIEWED | |
| MEAN | 1.20 | 7.67 | 0.16 | 0.07 | 0.06 | 0.06 | | |
| S.D. | 0.364 | 2.063 | 0.081 | 0.038 | 0.040 | 0.039 | | |
| S.E. | 0.115 | 0.652 | 0.026 | 0.012 | 0.013 | 0.012 | | |
| N | 10 | 10 | 10 | 10 | 10 | 10 | | |

thous/uL = THOUSANDS/MICROLITER

------ MORPHOLOGY CODE ------

2 = MODERATE, PLT CLUMPS = PLATELET CLUMPS, POL = POLYCHROMASIA

TABLE A10

PROJECT NO.:WIL-402023 A 90-DAY DERMAL STUDY UTILIZING CLARIFIED OILS IN RATS PAGE 28

SPONSOR:AMERICAN PETROLEUM INDIVIDUAL HEMATOLOGY VALUES WEEK 12

| ANIMAL | PT | APTT | RDW | HDW |
|---|---|---|---|---|
| | seconds | seconds | % | g/dL |
| GROUP: 0 MG/KG/DAY | | FEMALES | | |
| 10481 | 17.9 | 18.8 | 10.9 | 1.88 |
| 10505 | 17.1 | 14.3 | 10.7 | 1.98 |
| 10489 | 17.2 | 16.9 | 10.5 | 1.78 |
| 10502 | 17.8 | 12.3 | 11.7 | 2.00 |
| 10519 | 22.8 | 17.7 | 11.5 | 1.90 |
| 10478 | 18.2 | 19.6 | 11.2 | 1.97 |
| 10530 | 18.1 | 17.3 | 10.6 | 1.77 |
| 10534 | 17.8 | 16.9 | 10.7 | 1.94 |
| 10535 | 19.3 | 17.0 | 10.9 | 2.04 |
| 10537 | 17.6 | 19.0 | 10.9 | 1.92 |
| MEAN | 18.4 | 17.0 | 11.0 | 1.92 |
| S.D. | 1.67 | 2.21 | 0.39 | 0.089 |
| S.E. | 0.53 | 0.70 | 0.12 | 0.028 |
| N | 10 | 10 | 10 | 10 |

g/dL = GRAMS/DECILITER

TABLE A10

PROJECT NO.:WIL-402023 A 90-DAY DERMAL STUDY UTILIZING CLARIFIED OILS IN RATS PAGE 29

SPONSOR:AMERICAN PETROLEUM INDIVIDUAL HEMATOLOGY VALUES WEEK 12

| ANIMAL | WBC | RBC | HGB | HCT | MCV | MCH | MCHC | PLATELET | RETIC | RETIC ABSOLUTE |
|---|---|---|---|---|---|---|---|---|---|---|
| | thous/uL | mil/uL | g/dL | % | fL | pg | g/dL | thous/uL | % | thous/uL |
| GROUP: 5 MG/KG/DAY FEMALES | | | | | | | | | | |
| 10479 | 5.85 | 9.83 | 17.4 | 53.0 | 53.9 | 17.7 | 32.9 | 1013. | 2.2 | 215.3 |
| 10482 | 7.48 | 10.64 | 19.3 | 59.6 | 56.0 | 18.2 | 32.4 | 901. | 2.4 | 253.4 |
| 10490 | 4.82 | 8.26 | 14.9 | 44.0 | 53.3 | 18.0 | 33.8 | 1401. | 2.0 | 163.4 |
| 10501 | 5.63 | 8.76 | 15.3 | 45.7 | 52.2 | 17.5 | 33.5 | 915. | 1.7 | 148.0 |
| 10508 | 7.31 | 8.42 | 15.9 | 47.1 | 55.9 | 18.9 | 33.8 | 1198. | 2.7 | 224.4 |
| 10513 | 10.28 | 9.11 | 17.8 | 52.2 | 57.3 | 19.5 | 34.0 | 1326. | 2.4 | 215.7 |
| 10520 | 7.95 | 9.17 | 16.0 | 47.7 | 52.0 | 17.5 | 33.6 | 838. | 1.6 | 151.3 |
| 10521 | 8.05 | 8.70 | 16.0 | 46.7 | 53.7 | 18.4 | 34.3 | 1154. | 2.2 | 187.1 |
| 10531 | 7.93 | 8.15 | 14.8 | 43.0 | 52.7 | 18.1 | 34.4 | 923. | 2.1 | 171.6 |
| 10532 | 6.23 | 8.82 | 16.3 | 48.6 | 55.2 | 18.4 | 33.4 | 824. | 2.5 | 222.2 |
| MEAN | 7.15 | 8.99 | 16.4 | 48.8 | 54.2 | 18.2 | 33.6 | 1049. | 2.2 | 195.2 |
| S.D. | 1.573 | 0.760 | 1.41 | 4.95 | 1.79 | 0.63 | 0.61 | 207.1 | 0.35 | 35.87 |
| S.E. | 0.497 | 0.240 | 0.45 | 1.57 | 0.57 | 0.20 | 0.19 | 65.5 | 0.11 | 11.34 |
| N | 10 | 10 | 10 | 10 | 10 | 10 | 10 | 10 | 10 | 10 |

thous/uL = THOUSANDS/MICROLITER, mil/uL = MILLIONS/MICROLITER, fL = FEMTOLITERS, pg = PICOGRAMS, g/dL = GRAMS/DECILITER

TABLE A10

PROJECT NO.:WIL-402023 A 90-DAY DERMAL STUDY UTILIZING CLARIFIED OILS IN RATS PAGE 30

SPONSOR:AMERICAN PETROLEUM INDIVIDUAL HEMATOLOGY VALUES WEEK 12

| ANIMAL | NEU | LYMPH | MONO | EOS | BASO | LUC |
|---|---|---|---|---|---|---|
| | % | % | % | % | % | % |
| GROUP: 5 MG/KG/DAY | FEMALES | | | | | |
| 10479 | 15.3 | 81.0 | 1.9 | 0.5 | 0.8 | 0.5 |
| 10482 | 22.0 | 72.9 | 2.2 | 0.4 | 1.9 | 0.5 |
| 10490 | 13.7 | 83.2 | 1.8 | 0.7 | 0.2 | 0.3 |
| 10501 | 10.6 | 85.6 | 1.8 | 0.5 | 0.9 | 0.6 |
| 10508 | 8.6 | 88.1 | 1.3 | 0.5 | 0.7 | 0.8 |
| 10513 | 9.2 | 86.8 | 1.4 | 0.6 | 1.6 | 0.4 |
| 10520 | 8.4 | 88.4 | 1.3 | 0.7 | 0.7 | 0.4 |
| 10521 | 10.2 | 86.2 | 1.5 | 0.6 | 0.8 | 0.8 |
| 10531 | 19.6 | 73.1 | 3.1 | 0.9 | 1.7 | 1.6 |
| 10532 | 6.8 | 90.8 | 1.1 | 0.4 | 0.3 | 0.6 |
| MEAN | 12.4 | 83.6 | 1.7 | 0.6 | 1.0 | 0.7 |
| S.D. | 5.10 | 6.22 | 0.58 | 0.15 | 0.58 | 0.37 |
| S.E. | 1.61 | 1.97 | 0.18 | 0.05 | 0.18 | 0.12 |
| N | 10 | 10 | 10 | 10 | 10 | 10 |

TABLE A10

PROJECT NO.:WIL-402023 A 90-DAY DERMAL STUDY UTILIZING CLARIFIED OILS IN RATS PAGE 31

SPONSOR:AMERICAN PETROLEUM INDIVIDUAL HEMATOLOGY VALUES WEEK 12

| ANIMAL | NEU ABSOLUTE | LYMPH ABSOLUTE | MONO ABSOLUTE | EOS ABSOLUTE | BASO ABSOLUTE | LUC ABSOLUTE | PLATELET ESTIMATE | RBC MORPHOLOGY |
|---|---|---|---|---|---|---|---|---|
| | thous/uL | thous/uL | thous/uL | thous/uL | thous/uL | thous/uL | | |
| GROUP: 5 MG/KG/DAY FEMALES | | | | | | | | |
| 10479 | 0.90 | 4.74 | 0.11 | 0.03 | 0.05 | 0.03 | PLATELET ESTIMATE AND MORPHOLOGY NOT REVIEWED | |
| 10482 | 1.65 | 5.45 | 0.17 | 0.03 | 0.14 | 0.04 | PLATELET ESTIMATE AND MORPHOLOGY NOT REVIEWED | |
| 10490 | 0.66 | 4.01 | 0.09 | 0.03 | 0.01 | 0.02 | PLATELET ESTIMATE AND MORPHOLOGY NOT REVIEWED | |
| 10501 | 0.60 | 4.82 | 0.10 | 0.03 | 0.05 | 0.03 | PLATELET ESTIMATE AND MORPHOLOGY NOT REVIEWED | |
| 10508 | 0.63 | 6.44 | 0.10 | 0.04 | 0.05 | 0.06 | PLATELET ESTIMATE AND MORPHOLOGY NOT REVIEWED | |
| 10513 | 0.95 | 8.92 | 0.14 | 0.06 | 0.17 | 0.04 | PLATELET ESTIMATE AND MORPHOLOGY NOT REVIEWED | |
| 10520 | 0.67 | 7.03 | 0.10 | 0.06 | 0.06 | 0.03 | PLATELET ESTIMATE AND MORPHOLOGY NOT REVIEWED | |
| 10521 | 0.82 | 6.94 | 0.12 | 0.05 | 0.06 | 0.06 | PLATELET ESTIMATE AND MORPHOLOGY NOT REVIEWED | |
| 10531 | 1.55 | 5.80 | 0.24 | 0.07 | 0.14 | 0.12 | PLATELET ESTIMATE AND MORPHOLOGY NOT REVIEWED | |
| 10532 | 0.43 | 5.66 | 0.07 | 0.02 | 0.02 | 0.04 | PLATELET ESTIMATE AND MORPHOLOGY NOT REVIEWED | |
| MEAN | 0.89 | 5.98 | 0.12 | 0.04 | 0.08 | 0.05 | | |
| S.D. | 0.406 | 1.417 | 0.049 | 0.017 | 0.055 | 0.029 | | |
| S.E. | 0.129 | 0.448 | 0.016 | 0.005 | 0.017 | 0.009 | | |
| N | 10 | 10 | 10 | 10 | 10 | 10 | | |

thous/uL = THOUSANDS/MICROLITER

| ANIMAL | PT | APTT | RDW | HDW |
|---|---|---|---|---|
| | seconds | seconds | % | g/dL |
| GROUP: 5 MG/KG/DAY FEMALES | | | | |
| 10479 | 17.4 | 16.1 | 11.4 | 2.02 |
| 10482 | 17.2 | 17.3 | 11.4 | 2.00 |
| 10490 | 17.8 | 18.0 | 11.4 | 2.18 |
| 10501 | 17.6 | 14.9 | 11.2 | 2.07 |
| 10508 | 17.9 | 19.5 | 11.3 | 1.97 |
| 10513 | 16.7 | 15.9 | 11.1 | 2.14 |
| 10520 | 17.7 | 14.9 | 11.6 | 2.07 |
| 10521 | 18.5 | 22.0 | 11.7 | 2.12 |
| 10531 | 17.9 | 11.9 | 12.1 | 2.39 |
| 10532 | 16.7 | 20.9 | 11.5 | 2.02 |
| MEAN | 17.5 | 17.1 | 11.5 | 2.10 |
| S.D. | 0.56 | 3.06 | 0.28 | 0.122 |
| S.E. | 0.18 | 0.97 | 0.09 | 0.039 |
| N | 10 | 10 | 10 | 10 |

g/dL = GRAMS/DECILITER

TABLE A10

PROJECT NO.:WIL-402023 A 90-DAY DERMAL STUDY UTILIZING CLARIFIED OILS IN RATS 

SPONSOR:AMERICAN PETROLEUM INDIVIDUAL HEMATOLOGY VALUES WEEK 12

| ANIMAL | WBC | RBC | HGB | HCT | MCV | MCH | MCHC | PLATELET | RETIC | RETIC ABSOLUTE |
|---|---|---|---|---|---|---|---|---|---|---|
| | thous/uL | mil/uL | g/dL | % | fL | pg | g/dL | thous/uL | % | thous/uL |
| GROUP: 25 MG/KG/DAY FEMALES | | | | | | | | | | |
| 10485 | 7.60 | 8.45 | 15.1 | 44.5 | 52.6 | 17.9 | 34.0 | 867. | 2.3 | 195.1 |
| 10492 | 9.35 | 8.79 | 16.0 | 49.3 | 56.0 | 18.2 | 32.4 | 868. | 3.2 | 277.2 |
| 10497 | 7.51 | 8.80 | 14.5 | 45.5 | 51.8 | 16.5 | 31.9 | 953. | 2.7 | 236.2 |
| 10498 | 7.53 | 8.77 | 15.1 | 46.1 | 52.6 | 17.2 | 32.7 | 937. | 3.9 | 346.3 |
| 10500 | 11.08 | 8.06 | 14.1 | 42.7 | 53.0 | 17.5 | 32.9 | 816. | 2.7 | 218.8 |
| 10504 | 5.89 | 7.10 | 13.6 | 39.3 | 55.3 | 19.2 | 34.6 | 917. | 2.2 | 155.4 |
| 10506 | 11.27 | 7.87 | 14.4 | 42.2 | 53.6 | 18.3 | 34.1 | 923. | 2.0 | 160.0 |
| 10509 | 8.57 | 7.81 | 13.8 | 39.9 | 51.1 | 17.7 | 34.6 | 914. | 2.1 | 162.9 |
| 10515 | 14.02 | 8.27 | 15.1 | 43.3 | 52.3 | 18.3 | 34.9 | 742. | 1.8 | 148.3 |
| MEAN | 9.20 | 8.21 | 14.6 | 43.6 | 53.1 | 17.9 | 33.6 | 882. | 2.5 | 211.1 |
| S.D. | 2.516 | 0.569 | 0.76 | 3.13 | 1.59 | 0.77 | 1.10 | 67.4 | 0.67 | 66.68 |
| S.E. | 0.839 | 0.190 | 0.25 | 1.04 | 0.53 | 0.26 | 0.37 | 22.5 | 0.22 | 22.23 |
| N | 9 | 9 | 9 | 9 | 9 | 9 | 9 | 9 | 9 | 9 |

thous/uL = THOUSANDS/MICROLITER, mil/uL = MILLIONS/MICROLITER, fL = FEMTOLITERS, pg = PICOGRAMS, g/dL = GRAMS/DECILITER

TABLE A10

PROJECT NO.:WIL-402023 A 90-DAY DERMAL STUDY UTILIZING CLARIFIED OILS IN RATS PAGE 34

SPONSOR:AMERICAN PETROLEUM INDIVIDUAL HEMATOLOGY VALUES WEEK 12

| ANIMAL | NEU | LYMPH | MONO | EOS | BASO | LUC |
|---|---|---|---|---|---|---|
| | % | % | % | % | % | % |
| GROUP: 25 MG/KG/DAY FEMALES | | | | | | |
| 10485 | 30.5 | 64.4 | 2.4 | 0.5 | 0.9 | 1.4 |
| 10492 | 11.7 | 83.0 | 3.7 | 0.3 | 0.6 | 0.8 |
| 10497 | 14.9 | 81.4 | 2.4 | 0.3 | 0.5 | 0.5 |
| 10498 | 15.0 | 81.7 | 1.8 | 0.4 | 0.6 | 0.5 |
| 10500 | 26.6 | 70.2 | 2.0 | 0.2 | 0.3 | 0.7 |
| 10504 | 15.8 | 78.0 | 4.1 | 0.3 | 0.3 | 1.5 |
| 10506 | 17.7 | 79.3 | 1.5 | 0.2 | 0.4 | 0.9 |
| 10509 | 12.2 | 83.6 | 2.3 | 0.4 | 0.4 | 1.1 |
| 10515 | 9.8 | 86.9 | 1.8 | 0.2 | 0.6 | 0.7 |
| MEAN | 17.1 | 78.7 | 2.4 | 0.3 | 0.5 | 0.9 |
| S.D. | 6.96 | 7.10 | 0.88 | 0.11 | 0.19 | 0.36 |
| S.E. | 2.32 | 2.37 | 0.29 | 0.04 | 0.06 | 0.12 |
| N | 9 | 9 | 9 | 9 | 9 | 9 |

TABLE A10

PROJECT NO.:WIL-402023 A 90-DAY DERMAL STUDY UTILIZING CLARIFIED OILS IN RATS PAGE 35

SPONSOR:AMERICAN PETROLEUM INDIVIDUAL HEMATOLOGY VALUES WEEK 12

| ANIMAL | NEU ABSOLUTE | LYMPH ABSOLUTE | MONO ABSOLUTE | EOS ABSOLUTE | BASO ABSOLUTE | LUC ABSOLUTE | PLATELET ESTIMATE | RBC MORPHOLOGY |
|---|---|---|---|---|---|---|---|---|
| | thous/uL | thous/uL | thous/uL | thous/uL | thous/uL | thous/uL | | |
| GROUP: 25 MG/KG/DAY FEMALES | | | | | | | | |
| 10485 | 2.32 | 4.89 | 0.18 | 0.04 | 0.07 | 0.11 | PLATELET ESTIMATE AND MORPHOLOGY NOT REVIEWED | |
| 10492 | 1.09 | 7.76 | 0.34 | 0.03 | 0.05 | 0.07 | PLATELET ESTIMATE AND MORPHOLOGY NOT REVIEWED | |
| 10497 | 1.12 | 6.11 | 0.18 | 0.02 | 0.04 | 0.04 | PLATELET ESTIMATE AND MORPHOLOGY NOT REVIEWED | |
| 10498 | 1.13 | 6.16 | 0.14 | 0.03 | 0.05 | 0.04 | PLATELET ESTIMATE AND MORPHOLOGY NOT REVIEWED | |
| 10500 | 2.95 | 7.78 | 0.22 | 0.02 | 0.04 | 0.08 | PLATELET ESTIMATE AND MORPHOLOGY NOT REVIEWED | |
| 10504 | 0.93 | 4.59 | 0.24 | 0.02 | 0.02 | 0.09 | PLATELET ESTIMATE AND MORPHOLOGY NOT REVIEWED | |
| 10506 | 1.99 | 8.93 | 0.17 | 0.02 | 0.05 | 0.10 | PLATELET ESTIMATE AND MORPHOLOGY NOT REVIEWED | |
| 10509 | 1.04 | 7.17 | 0.20 | 0.03 | 0.04 | 0.09 | PLATELET ESTIMATE AND MORPHOLOGY NOT REVIEWED | |
| 10515 | 1.37 | 12.19 | 0.25 | 0.03 | 0.09 | 0.10 | PLATELET ESTIMATE AND MORPHOLOGY NOT REVIEWED | |
| MEAN | 1.55 | 7.29 | 0.21 | 0.03 | 0.05 | 0.08 | | |
| S.D. | 0.707 | 2.316 | 0.059 | 0.007 | 0.020 | 0.025 | | |
| S.E. | 0.236 | 0.772 | 0.020 | 0.002 | 0.007 | 0.008 | | |
| N | 9 | 9 | 9 | 9 | 9 | 9 | | |

thous/uL = THOUSANDS/MICROLITER

| ANIMAL | PT | APTT | RDW | HDW |
|---|---|---|---|---|
| | seconds | seconds | % | g/dL |
| GROUP: 25 MG/KG/DAY FEMALES | | | | |
| 10485 | 17.5 | 15.5 | 12.6 | 2.48 |
| 10492 | 17.8 | 13.6 | 13.1 | 2.48 |
| 10497 | 16.5 | 15.5 | 13.9 | 2.40 |
| 10498 | 17.6 | 13.5 | 13.1 | 2.47 |
| 10500 | 17.0 | 17.8 | 13.6 | 2.31 |
| 10504 | 16.8 | 16.3 | 13.0 | 2.48 |
| 10506 | 17.5 | 15.2 | 11.9 | 2.32 |
| 10509 | 17.3 | 16.7 | 12.6 | 2.47 |
| 10515 | 17.1 | 19.9 | 13.3 | 2.51 |
| MEAN | 17.2 | 16.0 | 13.0 | 2.44 |
| S.D. | 0.42 | 2.01 | 0.59 | 0.074 |
| S.E. | 0.14 | 0.67 | 0.20 | 0.025 |
| N | 9 | 9 | 9 | 9 |

g/dL = GRAMS/DECILITER

TABLE A10

PROJECT NO.:WIL-402023 A 90-DAY DERMAL STUDY UTILIZING CLARIFIED OILS IN RATS 

SPONSOR:AMERICAN PETROLEUM INDIVIDUAL HEMATOLOGY VALUES WEEK 12

| ANIMAL | WBC | RBC | HGB | HCT | MCV | MCH | MCHC | PLATELET | RETIC | RETIC ABSOLUTE |
|---|---|---|---|---|---|---|---|---|---|---|
| | thous/uL | mil/uL | g/dL | % | fL | pg | g/dL | thous/uL | % | thous/uL |
| GROUP: 50 MG/KG/DAY FEMALES | | | | | | | | | | |
| 10484 | 8.33 | 7.22 | 12.8 | 37.7 | 52.2 | 17.7 | 33.9 | 941. | 3.8 | 271.6 |
| 10503 | 7.68 | 8.28 | 13.9 | 42.2 | 51.0 | 16.8 | 33.0 | 1128. | 2.5 | 207.6 |
| 10516 | 6.58 | 8.03 | 14.3 | 44.2 | 55.1 | 17.8 | 32.4 | 564. | 4.0 | 320.0 |
| 10517 | 5.27 | 7.85 | 13.9 | 44.0 | 56.1 | 17.7 | 31.5 | 679. | 5.7 | 445.8 |
| 10526 | 8.47 | 7.29 | 13.3 | 38.4 | 52.7 | 18.3 | 34.7 | 589. | 2.5 | 185.6 |
| 10527 | 5.12 | 8.50 | 14.2 | 43.4 | 51.0 | 16.7 | 32.7 | 694. | 2.6 | 221.1 |
| 10529 | 7.09 | 7.51 | 12.7 | 37.8 | 50.4 | 16.8 | 33.5 | 567. | 3.1 | 231.6 |
| MEAN | 6.93 | 7.81 | 13.6 | 41.1 | 52.6 | 17.4 | 33.1 | 737. | 3.5 | 269.0 |
| S.D. | 1.359 | 0.493 | 0.65 | 3.01 | 2.18 | 0.63 | 1.05 | 216.2 | 1.16 | 89.71 |
| S.E. | 0.513 | 0.186 | 0.25 | 1.14 | 0.83 | 0.24 | 0.40 | 81.7 | 0.44 | 33.91 |
| N | 7 | 7 | 7 | 7 | 7 | 7 | 7 | 7 | 7 | 7 |

thous/uL = THOUSANDS/MICROLITER, mil/uL = MILLIONS/MICROLITER, fL = FEMTOLITERS, pg = PICOGRAMS, g/dL = GRAMS/DECILITER

TABLE A10

PROJECT NO.:WIL-402023 A 90-DAY DERMAL STUDY UTILIZING CLARIFIED OILS IN RATS PAGE 38

SPONSOR:AMERICAN PETROLEUM INDIVIDUAL HEMATOLOGY VALUES WEEK 12

| ANIMAL | NEU | LYMPH | MONO | EOS | BASO | LUC |
|---|---|---|---|---|---|---|
| | % | % | % | % | % | % |
| GROUP: 50 MG/KG/DAY FEMALES | | | | | | |
| 10484 | 14.3 | 83.2 | 1.2 | 0.1 | 0.4 | 0.7 |
| 10503 | 17.5 | 77.2 | 3.1 | 0.4 | 0.8 | 1.1 |
| 10516 | 12.4 | 84.3 | 1.4 | 0.4 | 0.7 | 0.7 |
| 10517 | 11.1 | 84.1 | 3.3 | 0.3 | 0.4 | 0.8 |
| 10526 | 9.9 | 87.3 | 1.7 | 0.2 | 0.3 | 0.7 |
| 10527 | 17.5 | 79.4 | 2.0 | 0.1 | 0.4 | 0.7 |
| 10529 | 11.2 | 85.4 | 1.8 | 0.4 | 0.3 | 0.9 |
| MEAN | 13.4 | 83.0 | 2.1 | 0.3 | 0.5 | 0.8 |
| S.D. | 3.10 | 3.51 | 0.82 | 0.14 | 0.20 | 0.15 |
| S.E. | 1.17 | 1.33 | 0.31 | 0.05 | 0.07 | 0.06 |
| N | 7 | 7 | 7 | 7 | 7 | 7 |

TABLE A10

PROJECT NO.:WIL-402023 A 90-DAY DERMAL STUDY UTILIZING CLARIFIED OILS IN RATS PAGE 39

SPONSOR:AMERICAN PETROLEUM INDIVIDUAL HEMATOLOGY VALUES WEEK 12

| ANIMAL | NEU ABSOLUTE | LYMPH ABSOLUTE | MONO ABSOLUTE | EOS ABSOLUTE | BASO ABSOLUTE | LUC ABSOLUTE | PLATELET ESTIMATE | RBC MORPHOLOGY |
|---|---|---|---|---|---|---|---|---|
| | thous/uL | thous/uL | thous/uL | thous/uL | thous/uL | thous/uL | | |
| GROUP: 50 MG/KG/DAY FEMALES | | | | | | | | |
| 10484 | 1.19 | 6.94 | 0.10 | 0.01 | 0.03 | 0.06 | PLATELET ESTIMATE AND MORPHOLOGY NOT REVIEWED | |
| 10503 | 1.34 | 5.93 | 0.24 | 0.03 | 0.06 | 0.08 | PLATELET ESTIMATE AND MORPHOLOGY NOT REVIEWED | |
| 10516 | 0.82 | 5.55 | 0.10 | 0.02 | 0.05 | 0.05 | PLATELET ESTIMATE AND MORPHOLOGY NOT REVIEWED | |
| 10517 | 0.59 | 4.43 | 0.17 | 0.02 | 0.02 | 0.04 | PLATELET ESTIMATE AND MORPHOLOGY NOT REVIEWED | |
| 10526 | 0.84 | 7.40 | 0.14 | 0.01 | 0.03 | 0.06 | PLATELET ESTIMATE AND MORPHOLOGY NOT REVIEWED | |
| 10527 | 0.90 | 4.06 | 0.10 | 0.00 | 0.02 | 0.03 | PLATELET ESTIMATE AND MORPHOLOGY NOT REVIEWED | |
| 10529 | 0.80 | 6.06 | 0.13 | 0.03 | 0.02 | 0.06 | PLATELET ESTIMATE AND MORPHOLOGY NOT REVIEWED | |
| MEAN | 0.93 | 5.77 | 0.14 | 0.02 | 0.03 | 0.05 | | |
| S.D. | 0.255 | 1.218 | 0.051 | 0.011 | 0.016 | 0.016 | | |
| S.E. | 0.096 | 0.460 | 0.019 | 0.004 | 0.006 | 0.006 | | |
| N | 7 | 7 | 7 | 7 | 7 | 7 | | |

thous/uL = THOUSANDS/MICROLITER

| ANIMAL | PT | APTT | RDW | HDW |
|---|---|---|---|---|
| | seconds | seconds | % | g/dL |
| GROUP: 50 MG/KG/DAY FEMALES | | | | |
| 10484 | 20.0 | 14.5 | 14.6 | 3.28 |
| 10503 | 18.2 | 13.0 | 12.6 | 2.46 |
| 10516 | 17.0 | 10.4 | 15.9 | 2.56 |
| 10517 | 17.4 | 14.1 | 16.9 | 2.81 |
| 10526 | 18.0 | 14.5 | 12.7 | 2.50 |
| 10527 | 16.8 | 11.6 | 12.6 | 2.21 |
| 10529 | 16.2 | 15.1 | 15.7 | 2.93 |
| MEAN | 17.7 | 13.3 | 14.4 | 2.68 |
| S.D. | 1.24 | 1.74 | 1.81 | 0.355 |
| S.E. | 0.47 | 0.66 | 0.68 | 0.134 |
| N | 7 | 7 | 7 | 7 |

g/dL = GRAMS/DECILITER

TABLE A11

PROJECT NO.:WIL-402023 A 90-DAY DERMAL STUDY UTILIZING CLARIFIED OILS IN RATS PAGE 1

SPONSOR:AMERICAN PETROLEUM INDIVIDUAL SERUM CHEMISTRY VALUES WEEK 12

| ANIMAL | ALBUMIN | TOTAL PROTEIN | GLOBULIN | A/G RATIO | TOTAL BILI | UREA NITROGEN | CREAT-ININE | ALP | ALT | AST | GGT |
|---|---|---|---|---|---|---|---|---|---|---|---|
| | g/dL | g/dL | g/dL | | mg/dL | mg/dL | mg/dL | U/L | U/L | U/L | U/L |
| GROUP: UNTREATED MALES | | | | | | | | | | | |
| 10419 | 4.0 | 6.5 | 2.6 | 1.56 | 0.03 | 15.7 | 0.3 | 101. | 41. | 92. | 0.1 |
| 10430 | 3.9 | 6.4 | 2.5 | 1.53 | 0.05 | 18.5 | 0.3 | 97. | 56. | 144. | 0.1 |
| 10437 | 4.1 | 6.7 | 2.7 | 1.53 | 0.04 | 16.3 | 0.2 | 65. | 38. | 86. | 0.1 |
| 10444 | 4.0 | 6.7 | 2.7 | 1.48 | 0.03 | 14.2 | 0.1 | 52. | 51. | 84. | 0.1 |
| 10445 | 4.2 | 7.1 | 2.9 | 1.47 | 0.05 | 13.7 | 0.2 | 90. | 52. | 128. | 0.4 |
| 10447 | 4.0 | 7.2 | 3.2 | 1.27 | 0.06 | 16.1 | 0.3 | 79. | 46. | 137. | 0.1 |
| 10456 | 4.2 | 6.6 | 2.4 | 1.73 | 0.07 | 14.9 | 0.3 | 76. | 41. | 93. | 0.2 |
| 10460 | 4.7 | 7.1 | 2.4 | 1.93 | 0.13 | 13.6 | 0.3 | 187. | 56. | 102. | 0.4 |
| 10462 | 4.5 | 7.4 | 2.9 | 1.53 | 0.06 | 16.5 | 0.3 | 134. | 61. | 112. | 0.4 |
| 10477 | 4.5 | 7.7 | 3.2 | 1.40 | 0.06 | 13.8 | 0.3 | 74. | 50. | 87. | 0.7 |
| MEAN | 4.2 | 6.9 | 2.8 | 1.54 | 0.06 | 15.3 | 0.3 | 96. | 49. | 107. | 0.3 |
| S.D. | 0.27 | 0.42 | 0.30 | 0.179 | 0.029 | 1.58 | 0.07 | 39.2 | 7.6 | 22.5 | 0.21 |
| S.E. | 0.08 | 0.13 | 0.09 | 0.057 | 0.009 | 0.50 | 0.02 | 12.4 | 2.4 | 7.1 | 0.07 |
| N | 10 | 10 | 10 | 10 | 10 | 10 | 10 | 10 | 10 | 10 | 10 |

mg/dL = MILLIGRAMS/DECILITER, U/L = INTERNATIONAL UNIT/LITER, g/dL = GRAMS/DECILITER

TABLE A11

PROJECT NO.:WIL-402023 A 90-DAY DERMAL STUDY UTILIZING CLARIFIED OILS IN RATS PAGE 2

SPONSOR:AMERICAN PETROLEUM INDIVIDUAL SERUM CHEMISTRY VALUES WEEK 12

| ANIMAL | GLUCOSE | CHOL-ESTEROL | CALCIUM | CHLORIDE | PHOS-PHORUS | POTAS-SIUM | SODIUM | TRIGLY-CERIDE | SDH |
|---|---|---|---|---|---|---|---|---|---|
| | mg/dL | mg/dL | mg/dL | mEq/L | mg/dL | mEq/L | mEq/L | mg/dL | U/L |
| GROUP: UNTREATED | | MALES | | | | | | | |
| 10419 | 147. | 45. | 11.5 | 105. | 8.8 | 6.32 | 151. | 17. | 9. |
| 10430 | 202. | 49. | 13.7 | 105. | 13.8 | 9.25 | 150. | 20. | 11. |
| 10437 | 148. | 47. | 13.1 | 107. | 9.9 | 5.80 | 154. | 16. | 11. |
| 10444 | 172. | 52. | 13.5 | 105. | 10.2 | 6.31 | 149. | 24. | 11. |
| 10445 | 204. | 72. | 14.2 | 103. | 12.6 | 6.58 | 155. | 18. | 11. |
| 10447 | 134. | 50. | 11.7 | 103. | 11.8 | 8.77 | 149. | 23. | 6. |
| 10456 | 166. | 65. | 11.2 | 105. | 9.1 | 6.05 | 150. | 34. | 14. |
| 10460 | 187. | 48. | 12.5 | 103. | 12.8 | 8.56 | 150. | 21. | 13. |
| 10462 | 156. | 54. | 12.2 | 105. | 13.0 | 7.61 | 153. | 22. | 14. |
| 10477 | 147. | 56. | 13.2 | 102. | 12.8 | 7.84 | 153. | 25. | 13. |
| MEAN | 166. | 54. | 12.7 | 104. | 11.5 | 7.31 | 151. | 22. | 11. |
| S.D. | 24.5 | 8.6 | 1.02 | 1.5 | 1.81 | 1.257 | 2.2 | 5.2 | 2.5 |
| S.E. | 7.7 | 2.7 | 0.32 | 0.5 | 0.57 | 0.397 | 0.7 | 1.6 | 0.8 |
| N | 10 | 10 | 10 | 10 | 10 | 10 | 10 | 10 | 10 |

mg/dL = MILLIGRAMS/DECILITER, U/L = INTERNATIONAL UNIT/LITER, mEq/L = MILLIEQUIVALENTS/LITER

TABLE A11

PROJECT NO.:WIL-402023 A 90-DAY DERMAL STUDY UTILIZING CLARIFIED OILS IN RATS PAGE 3

SPONSOR:AMERICAN PETROLEUM INDIVIDUAL SERUM CHEMISTRY VALUES WEEK 12

| ANIMAL | ALBUMIN | TOTAL PROTEIN | GLOBULIN | A/G RATIO | TOTAL BILI | UREA NITROGEN | CREAT-ININE | ALP | ALT | AST | GGT |
|---|---|---|---|---|---|---|---|---|---|---|---|
| | g/dL | g/dL | g/dL | | mg/dL | mg/dL | mg/dL | U/L | U/L | U/L | U/L |
| GROUP: 0 MG/KG/DAY | | MALES | | | | | | | | | |
| 10420 | 4.7 | 7.3 | 2.7 | 1.75 | 0.01 | 15.7 | 0.3 | 113. | 189. | 323. | 0.3 |
| 10432 | 4.4 | 6.9 | 2.5 | 1.76 | 0.04 | 18.1 | 0.3 | 90. | 56. | 122. | 0.1 |
| 10438 | 4.4 | 7.7 | 3.3 | 1.33 | 0.05 | 16.1 | 0.3 | 72. | 49. | 121. | 0.1 |
| 10443 | 4.5 | 7.9 | 3.4 | 1.32 | 0.03 | 15.2 | 0.3 | 102. | 57. | 121. | 0.1 |
| 10457 | 4.5 | 7.5 | 3.0 | 1.50 | 0.08 | 14.3 | 0.3 | 72. | 59. | 113. | 0.1 |
| 10459 | 4.2 | 7.0 | 2.8 | 1.50 | 0.05 | 16.5 | 0.2 | 63. | 46. | 119. | 0.8 |
| 10467 | 3.9 | 6.3 | 2.4 | 1.67 | 0.06 | 11.7 | 0.2 | 58. | 38. | 84. | 0.8 |
| 10469 | 4.5 | 7.5 | 3.0 | 1.50 | 0.06 | 15.0 | 0.3 | 103. | 53. | 95. | 0.3 |
| 10475 | 4.4 | 7.0 | 2.5 | 1.75 | 0.03 | 15.2 | 0.3 | 74. | 45. | 106. | 1.6 |
| 10476 | 4.3 | 6.8 | 2.5 | 1.75 | 0.06 | 15.5 | 0.2 | 137. | 60. | 106. | 0.7 |
| MEAN | 4.4 | 7.2 | 2.8 | 1.58 | 0.05 | 15.3 | 0.3 | 88. | 65. | 131. | 0.5 |
| S.D. | 0.21 | 0.48 | 0.35 | 0.175 | 0.020 | 1.64 | 0.05 | 25.1 | 44.1 | 68.6 | 0.49 |
| S.E. | 0.07 | 0.15 | 0.11 | 0.055 | 0.006 | 0.52 | 0.02 | 7.9 | 13.9 | 21.7 | 0.15 |
| N | 10 | 10 | 10 | 10 | 10 | 10 | 10 | 10 | 10 | 10 | 10 |

mg/dL = MILLIGRAMS/DECILITER, U/L = INTERNATIONAL UNIT/LITER, g/dL = GRAMS/DECILITER

TABLE A11

PROJECT NO.:WIL-402023 A 90-DAY DERMAL STUDY UTILIZING CLARIFIED OILS IN RATS PAGE 4

SPONSOR:AMERICAN PETROLEUM INDIVIDUAL SERUM CHEMISTRY VALUES WEEK 12

| ANIMAL | GLUCOSE | CHOL-ESTEROL | CALCIUM | CHLORIDE | PHOS-PHORUS | POTAS-SIUM | SODIUM | TRIGLY-CERIDE | SDH |
|---|---|---|---|---|---|---|---|---|---|
| | mg/dL | mg/dL | mg/dL | mEq/L | mg/dL | mEq/L | mEq/L | mg/dL | U/L |
| GROUP: 0 MG/KG/DAY | | MALES | | | | | | | |
| 10420 | 232. | 50. | 14.5 | 106. | 13.9 | 10.20 | 154. | 17. | 30. |
| 10432 | 160. | 54. | 13.9 | 105. | 12.0 | 9.25 | 151. | 25. | 15. |
| 10438 | 129. | 71. | 14.4 | 103. | 12.9 | 7.20 | 154. | 22. | 14. |
| 10443 | 195. | 56. | 15.5 | 106. | 14.2 | 9.30 | 158. | 21. | 13. |
| 10457 | 143. | 52. | 15.4 | 105. | 14.2 | 8.98 | 158. | 17. | 13. |
| 10459 | 119. | 59. | 11.6 | 106. | 10.0 | 7.55 | 152. | 25. | 14. |
| 10467 | 130. | 75. | 10.4 | 104. | 6.2 | 4.21 | 147. | 25. | 7. |
| 10469 | 203. | 67. | 11.5 | 103. | 10.2 | 5.52 | 149. | 17. | 12. |
| 10475 | 159. | 48. | 12.3 | 106. | 14.7 | 6.92 | 156. | 18. | 14. |
| 10476 | 180. | 71. | 11.1 | 104. | 9.2 | 4.97 | 148. | 25. | 16. |
| MEAN | 165. | 60. | 13.1 | 105. | 11.8 | 7.41 | 153. | 21. | 15. |
| S.D. | 36.9 | 9.9 | 1.89 | 1.2 | 2.78 | 2.035 | 4.0 | 3.7 | 5.9 |
| S.E. | 11.7 | 3.1 | 0.60 | 0.4 | 0.88 | 0.644 | 1.3 | 1.2 | 1.9 |
| N | 10 | 10 | 10 | 10 | 10 | 10 | 10 | 10 | 10 |

mg/dL = MILLIGRAMS/DECILITER, U/L = INTERNATIONAL UNIT/LITER, mEq/L = MILLIEQUIVALENTS/LITER

TABLE A11

PROJECT NO.:WIL-402023 A 90-DAY DERMAL STUDY UTILIZING CLARIFIED OILS IN RATS PAGE 5

SPONSOR:AMERICAN PETROLEUM INDIVIDUAL SERUM CHEMISTRY VALUES WEEK 12

| ANIMAL | ALBUMIN | TOTAL PROTEIN | GLOBULIN | A/G RATIO | TOTAL BILI | UREA NITROGEN | CREAT-ININE | ALP | ALT | AST | GGT |
|---|---|---|---|---|---|---|---|---|---|---|---|
| | g/dL | g/dL | g/dL | | mg/dL | mg/dL | mg/dL | U/L | U/L | U/L | U/L |
| GROUP: 5 MG/KG/DAY | | MALES | | | | | | | | | |
| 10425 | 4.1 | 7.1 | 3.0 | 1.40 | 0.02 | 15.2 | 0.3 | 66. | 60. | 138. | 0.1 |
| 10426 | 4.3 | 7.2 | 2.8 | 1.53 | 0.04 | 16.7 | 0.3 | 98. | 42. | 119. | 0.1 |
| 10435 | 4.5 | 7.3 | 2.8 | 1.60 | 0.07 | 21.7 | 0.3 | 76. | 50. | 136. | 0.1 |
| 10436 | 4.4 | 6.7 | 2.3 | 1.96 | 0.06 | 16.0 | 0.2 | 86. | 34. | 111. | 0.9 |
| 10446 | 4.8 | 7.8 | 2.9 | 1.66 | 0.02 | 17.0 | 0.3 | 110. | 77. | 157. | 0.1 |
| 10449 | 4.3 | 7.4 | 3.0 | 1.43 | 0.09 | 16.5 | 0.3 | 58. | 56. | 125. | 1.4 |
| 10453 | 4.1 | 6.7 | 2.6 | 1.62 | 0.09 | 18.8 | 0.3 | 94. | 50. | 105. | 1.5 |
| 10465 | 4.4 | 7.1 | 2.8 | 1.57 | 0.06 | 16.9 | 0.3 | 71. | 44. | 86. | 0.7 |
| 10470 | 4.5 | 7.0 | 2.5 | 1.82 | 0.08 | 16.1 | 0.3 | 66. | 54. | 103. | 1.0 |
| 10474 | 4.3 | 6.8 | 2.5 | 1.71 | 0.08 | 17.3 | 0.3 | 98. | 58. | 134. | 1.7 |
| MEAN | 4.4 | 7.1 | 2.7 | 1.63 | 0.06 | 17.2 | 0.3 | 82. | 53. | 121. | 0.8 |
| S.D. | 0.21 | 0.34 | 0.23 | 0.170 | 0.026 | 1.84 | 0.03 | 17.3 | 11.7 | 20.8 | 0.64 |
| S.E. | 0.07 | 0.11 | 0.07 | 0.054 | 0.008 | 0.58 | 0.01 | 5.5 | 3.7 | 6.6 | 0.20 |
| N | 10 | 10 | 10 | 10 | 10 | 10 | 10 | 10 | 10 | 10 | 10 |

mg/dL = MILLIGRAMS/DECILITER, U/L = INTERNATIONAL UNIT/LITER, g/dL = GRAMS/DECILITER

TABLE A11

PROJECT NO.:WIL-402023 — A 90-DAY DERMAL STUDY UTILIZING CLARIFIED OILS IN RATS — PAGE 6

SPONSOR:AMERICAN PETROLEUM — INDIVIDUAL SERUM CHEMISTRY VALUES — WEEK 12

| ANIMAL | GLUCOSE | CHOL-ESTEROL | CALCIUM | CHLORIDE | PHOS-PHORUS | POTAS-SIUM | SODIUM | TRIGLY-CERIDE | SDH |
|---|---|---|---|---|---|---|---|---|---|
| | mg/dL | mg/dL | mg/dL | mEq/L | mg/dL | mEq/L | mEq/L | mg/dL | U/L |
| GROUP: 5 MG/KG/DAY | | MALES | | | | | | | |
| 10425 | 186. | 33. | 13.7 | 105. | 14.3 | 9.49 | 153. | 28. | 15. |
| 10426 | 113. | 53. | 13.3 | 106. | 10.7 | 7.42 | 152. | 16. | 16. |
| 10435 | 182. | 51. | 14.7 | 108. | 18.7 | 9.60 | 158. | 14. | 17. |
| 10436 | 182. | 64. | 12.6 | 105. | 9.4 | 5.56 | 149. | 18. | 12. |
| 10446 | 171. | 62. | 15.0 | 105. | 14.3 | 8.79 | 159. | 27. | 19. |
| 10449 | 163. | 57. | 12.5 | 103. | 11.8 | 7.79 | 152. | 22. | 18. |
| 10453 | 150. | 61. | 11.3 | 105. | 9.9 | 5.76 | 151. | 15. | 12. |
| 10465 | 152. | 68. | 11.4 | 103. | 8.6 | 5.64 | 149. | 24. | 11. |
| 10470 | 164. | 54. | 12.2 | 107. | 12.0 | 6.97 | 158. | 28. | 22. |
| 10474 | 181. | 61. | 11.0 | 105. | 10.6 | 6.53 | 151. | 29. | 17. |
| MEAN | 164. | 56. | 12.8 | 105. | 12.0 | 7.36 | 153. | 22. | 16. |
| S.D. | 22.1 | 9.8 | 1.39 | 1.5 | 3.02 | 1.542 | 3.8 | 5.9 | 3.5 |
| S.E. | 7.0 | 3.1 | 0.44 | 0.5 | 0.95 | 0.487 | 1.2 | 1.9 | 1.1 |
| N | 10 | 10 | 10 | 10 | 10 | 10 | 10 | 10 | 10 |

mg/dL = MILLIGRAMS/DECILITER, U/L = INTERNATIONAL UNIT/LITER, mEq/L = MILLIEQUIVALENTS/LITER

TABLE A11

PROJECT NO.:WIL-402023 A 90-DAY DERMAL STUDY UTILIZING CLARIFIED OILS IN RATS PAGE 7

SPONSOR:AMERICAN PETROLEUM INDIVIDUAL SERUM CHEMISTRY VALUES WEEK 12

| ANIMAL | ALBUMIN | TOTAL PROTEIN | GLOBULIN | A/G RATIO | TOTAL BILI | UREA NITROGEN | CREAT-ININE | ALP | ALT | AST | GGT |
|---|---|---|---|---|---|---|---|---|---|---|---|
| | g/dL | g/dL | g/dL | | mg/dL | mg/dL | mg/dL | U/L | U/L | U/L | U/L |
| GROUP: 25 MG/KG/DAY MALES | | | | | | | | | | | |
| 10429 | 4.3 | 7.0 | 2.7 | 1.60 | 0.02 | 18.5 | 0.3 | 109. | 47. | 152. | 0.1 |
| 10441 | 3.9 | 6.4 | 2.6 | 1.50 | 0.06 | 23.7 | 0.3 | 99. | 36. | 125. | 0.5 |
| 10442 | 4.3 | 6.9 | 2.6 | 1.64 | 0.02 | 22.3 | 0.3 | 122. | 41. | 140. | 1.2 |
| 10455 | 4.5 | 6.8 | 2.4 | 1.87 | 0.02 | 17.8 | 0.2 | 102. | 41. | 123. | 0.1 |
| 10458 | 4.0 | 6.8 | 2.8 | 1.43 | 0.01 | 21.0 | 0.3 | 58. | 32. | 84. | 0.4 |
| 10463 | 4.5 | 7.2 | 2.8 | 1.62 | 0.06 | 23.1 | 0.4 | 80. | 38. | 104. | 1.1 |
| 10464 | 4.9 | 7.1 | 2.2 | 2.20 | 0.06 | 16.0 | 0.4 | 118. | 50. | 123. | 1.1 |
| 10466 | 4.4 | 6.6 | 2.2 | 1.98 | 0.06 | 18.4 | 0.2 | 82. | 30. | 108. | 1.4 |
| 10471 | 4.3 | 6.7 | 2.5 | 1.74 | 0.07 | 21.9 | 0.3 | 118. | 52. | 133. | 0.8 |
| 10473 | 4.3 | 6.9 | 2.6 | 1.65 | 0.05 | 19.4 | 0.3 | 79. | 30. | 108. | 1.4 |
| MEAN | 4.3 | 6.8 | 2.5 | 1.72 | 0.04 | 20.2 | 0.3 | 97. | 40. | 120. | 0.8 |
| S.D. | 0.28 | 0.24 | 0.22 | 0.233 | 0.023 | 2.56 | 0.07 | 21.2 | 8.0 | 19.7 | 0.50 |
| S.E. | 0.09 | 0.07 | 0.07 | 0.074 | 0.007 | 0.81 | 0.02 | 6.7 | 2.5 | 6.2 | 0.16 |
| N | 10 | 10 | 10 | 10 | 10 | 10 | 10 | 10 | 10 | 10 | 10 |

mg/dL = MILLIGRAMS/DECILITER, U/L = INTERNATIONAL UNIT/LITER, g/dL = GRAMS/DECILITER

TABLE A11

PROJECT NO.:WIL-402023 A 90-DAY DERMAL STUDY UTILIZING CLARIFIED OILS IN RATS PAGE 8

SPONSOR:AMERICAN PETROLEUM INDIVIDUAL SERUM CHEMISTRY VALUES WEEK 12

| ANIMAL | GLUCOSE | CHOL-ESTEROL | CALCIUM | CHLORIDE | PHOS-PHORUS | POTAS-SIUM | SODIUM | TRIGLY-CERIDE | SDH |
|---|---|---|---|---|---|---|---|---|---|
| | mg/dL | mg/dL | mg/dL | mEq/L | mg/dL | mEq/L | mEq/L | mg/dL | U/L |
| GROUP: 25 MG/KG/DAY | | MALES | | | | | | | |
| 10429 | 159. | 66. | 12.9 | 105. | 9.4 | 6.94 | 152. | 42. | 13. |
| 10441 | 181. | 116. | 13.1 | 106. | 10.6 | 9.81 | 148. | 26. | 13. |
| 10442 | 162. | 85. | 13.4 | 105. | 9.9 | 6.39 | 150. | 8. | 17. |
| 10455 | 141. | 75. | 13.6 | 105. | 12.0 | 7.39 | 153. | 16. | 17. |
| 10458 | 171. | 96. | 13.8 | 103. | 10.4 | 7.77 | 147. | 14. | 10. |
| 10463 | 135. | 98. | 11.0 | 105. | 8.2 | 5.38 | 149. | 24. | 25. |
| 10464 | 204. | 53. | 12.6 | 105. | 13.0 | 7.85 | 155. | 23. | 23. |
| 10466 | 148. | 53. | 11.4 | 106. | 9.3 | 6.68 | 148. | 14. | 12. |
| 10471 | 162. | 65. | 11.9 | 108. | 11.3 | 7.01 | 153. | 18. | 31. |
| 10473 | 157. | 58. | 11.2 | 107. | 9.7 | 5.72 | 150. | 15. | 12. |
| MEAN | 162. | 77. | 12.5 | 106. | 10.4 | 7.09 | 151. | 20. | 17. |
| S.D. | 20.0 | 21.5 | 1.04 | 1.4 | 1.41 | 1.248 | 2.6 | 9.5 | 6.9 |
| S.E. | 6.3 | 6.8 | 0.33 | 0.4 | 0.45 | 0.395 | 0.8 | 3.0 | 2.2 |
| N | 10 | 10 | 10 | 10 | 10 | 10 | 10 | 10 | 10 |

mg/dL = MILLIGRAMS/DECILITER, U/L = INTERNATIONAL UNIT/LITER, mEq/L = MILLIEQUIVALENTS/LITER

TABLE A11

PROJECT NO.:WIL-402023 A 90-DAY DERMAL STUDY UTILIZING CLARIFIED OILS IN RATS PAGE 9

SPONSOR:AMERICAN PETROLEUM INDIVIDUAL SERUM CHEMISTRY VALUES WEEK 12

| ANIMAL | ALBUMIN | TOTAL PROTEIN | GLOBULIN | A/G RATIO | TOTAL BILI | UREA NITROGEN | CREAT-ININE | ALP | ALT | AST | GGT |
|---|---|---|---|---|---|---|---|---|---|---|---|
| | g/dL | g/dL | g/dL | | mg/dL | mg/dL | mg/dL | U/L | U/L | U/L | U/L |
| GROUP: 50 MG/KG/DAY MALES | | | | | | | | | | | |
| 10424 | 4.7 | 7.5 | 2.8 | 1.67 | 0.03 | 20.0 | 0.3 | 97. | 39. | 129. | 1.8 |
| 10439 | 4.2 | 6.4 | 2.3 | 1.83 | 0.43 | 50.3 | 0.2 | 83. | 1725. | 1328. | 4.0 |
| 10440 | 4.5 | 7.5 | 3.0 | 1.47 | 0.00 | 18.0 | 0.3 | 75. | 47. | 118. | 0.1 |
| 10450 | 4.4 | 6.9 | 2.5 | 1.81 | 0.07 | 18.5 | 0.3 | 82. | 34. | 122. | 2.1 |
| 10472 | 4.6 | 7.1 | 2.5 | 1.87 | 0.05 | 16.6 | 0.3 | 104. | 31. | 107. | 1.8 |
| MEAN | 4.5 | 7.1 | 2.6 | 1.73 | 0.12 | 24.7 | 0.3 | 88. | 375. | 361. | 2.0 |
| S.D. | 0.19 | 0.46 | 0.28 | 0.164 | 0.177 | 14.37 | 0.04 | 11.9 | 754.6 | 540.7 | 1.39 |
| S.E. | 0.09 | 0.21 | 0.12 | 0.073 | 0.079 | 6.43 | 0.02 | 5.3 | 337.5 | 241.8 | 0.62 |
| N | 5 | 5 | 5 | 5 | 5 | 5 | 5 | 5 | 5 | 5 | 5 |

mg/dL = MILLIGRAMS/DECILITER, U/L = INTERNATIONAL UNIT/LITER, g/dL = GRAMS/DECILITER

TABLE A11

PROJECT NO.:WIL-402023 A 90-DAY DERMAL STUDY UTILIZING CLARIFIED OILS IN RATS PAGE 10

SPONSOR:AMERICAN PETROLEUM INDIVIDUAL SERUM CHEMISTRY VALUES WEEK 12

| ANIMAL | GLUCOSE | CHOL-ESTEROL | CALCIUM | CHLORIDE | PHOS-PHORUS | POTAS-SIUM | SODIUM | TRIGLY-CERIDE | SDH |
|---|---|---|---|---|---|---|---|---|---|
| | mg/dL | mg/dL | mg/dL | mEq/L | mg/dL | mEq/L | mEq/L | mg/dL | U/L |
| GROUP: 50 MG/KG/DAY MALES | | | | | | | | | |
| 10424 | 110. | 114. | 13.4 | 104. | 11.9 | 5.46 | 155. | 30. | 24. |
| 10439 | 161. | 84. | 12.9 | 113. | 9.6 | 7.84 | 153. | 158. | 770. |
| 10440 | 126. | 80. | 13.4 | 105. | 9.7 | 7.42 | 151. | 11. | 16. |
| 10450 | 125. | 64. | 11.2 | 106. | 8.9 | 6.28 | 151. | 15. | 15. |
| 10472 | 127. | 126. | 10.7 | 105. | 8.8 | 7.98 | 147. | 18. | 17. |
| MEAN | 130. | 94. | 12.3 | 107. | 9.8 | 7.00 | 151. | 46. | 168. |
| S.D. | 18.8 | 25.6 | 1.28 | 3.6 | 1.25 | 1.088 | 3.0 | 62.8 | 336.3 |
| S.E. | 8.4 | 11.4 | 0.57 | 1.6 | 0.56 | 0.486 | 1.3 | 28.1 | 150.4 |
| N | 5 | 5 | 5 | 5 | 5 | 5 | 5 | 5 | 5 |

mg/dL = MILLIGRAMS/DECILITER, U/L = INTERNATIONAL UNIT/LITER, mEq/L = MILLIEQUIVALENTS/LITER

TABLE A11

PROJECT NO.:WIL-402023 A 90-DAY DERMAL STUDY UTILIZING CLARIFIED OILS IN RATS PAGE 11

SPONSOR:AMERICAN PETROLEUM INDIVIDUAL SERUM CHEMISTRY VALUES WEEK 12

| ANIMAL | ALBUMIN | TOTAL PROTEIN | GLOBULIN | A/G RATIO | TOTAL BILI | UREA NITROGEN | CREAT-ININE | ALP | ALT | AST | GGT |
|---|---|---|---|---|---|---|---|---|---|---|---|
| | g/dL | g/dL | g/dL | | mg/dL | mg/dL | mg/dL | U/L | U/L | U/L | U/L |
| GROUP: UNTREATED FEMALES | | | | | | | | | | | |
| 10486 | 5.2 | 7.6 | 2.4 | 2.20 | 0.10 | 12.7 | 0.2 | 50. | 51. | 102. | 0.1 |
| 10491 | 4.9 | 7.8 | 2.9 | 1.70 | 0.11 | 14.4 | 0.3 | 72. | 45. | 110. | 0.1 |
| 10494 | 4.3 | 7.2 | 2.9 | 1.49 | 0.03 | 21.5 | 0.3 | 78. | 58. | 112. | 0.1 |
| 10495 | 5.0 | 7.7 | 2.6 | 1.92 | 0.07 | 13.7 | 0.3 | 51. | 41. | 95. | 0.3 |
| 10496 | 4.4 | 6.6 | 2.2 | 1.98 | 0.10 | 18.2 | 0.2 | 101. | 67. | 111. | 0.1 |
| 10499 | 4.9 | 7.5 | 2.5 | 1.94 | 0.14 | 17.6 | 0.2 | 40. | 132. | 194. | 1.5 |
| 10511 | 6.1 | 8.6 | 2.5 | 2.39 | 0.09 | 14.9 | 0.3 | 45. | 41. | 80. | 1.4 |
| 10512 | 5.1 | 7.7 | 2.7 | 1.89 | 0.08 | 17.2 | 0.3 | 55. | 47. | 87. | 0.9 |
| 10514 | 5.3 | 7.9 | 2.6 | 2.03 | 0.13 | 15.5 | 0.3 | 53. | 88. | 145. | 0.9 |
| 10536 | 5.2 | 7.7 | 2.5 | 2.10 | 0.11 | 15.2 | 0.3 | 60. | 33. | 76. | 1.8 |
| MEAN | 5.0 | 7.6 | 2.6 | 1.96 | 0.10 | 16.1 | 0.3 | 61. | 60. | 111. | 0.7 |
| S.D. | 0.50 | 0.51 | 0.21 | 0.250 | 0.031 | 2.58 | 0.05 | 18.3 | 29.7 | 35.2 | 0.67 |
| S.E. | 0.16 | 0.16 | 0.07 | 0.079 | 0.010 | 0.82 | 0.02 | 5.8 | 9.4 | 11.1 | 0.21 |
| N | 10 | 10 | 10 | 10 | 10 | 10 | 10 | 10 | 10 | 10 | 10 |

mg/dL = MILLIGRAMS/DECILITER, U/L = INTERNATIONAL UNIT/LITER, g/dL = GRAMS/DECILITER

TABLE A11

PROJECT NO.:WIL-402023 A 90-DAY DERMAL STUDY UTILIZING CLARIFIED OILS IN RATS PAGE 12

SPONSOR:AMERICAN PETROLEUM INDIVIDUAL SERUM CHEMISTRY VALUES WEEK 12

| ANIMAL | GLUCOSE | CHOL-ESTEROL | CALCIUM | CHLORIDE | PHOS-PHORUS | POTAS-SIUM | SODIUM | TRIGLY-CERIDE | SDH |
|---|---|---|---|---|---|---|---|---|---|
| | mg/dL | mg/dL | mg/dL | mEq/L | mg/dL | mEq/L | mEq/L | mg/dL | U/L |
| GROUP: UNTREATED FEMALES | | | | | | | | | |
| 10486 | 139. | 67. | 13.2 | 105. | 9.5 | 7.50 | 149. | 36. | 10. |
| 10491 | 88. | 67. | 13.4 | 106. | 10.9 | 5.67 | 152. | 27. | 17. |
| 10494 | 147. | 107. | 14.2 | 104. | 11.4 | 7.50 | 151. | 33. | 14. |
| 10495 | 127. | 65. | 13.5 | 104. | 9.6 | 7.00 | 151. | 32. | 9. |
| 10496 | 119. | 37. | 12.8 | 106. | 9.6 | 4.28 | 149. | 22. | 11. |
| 10499 | 120. | 83. | 12.1 | 103. | 9.3 | 7.28 | 145. | 35. | 18. |
| 10511 | 150. | 86. | 13.2 | 102. | 10.6 | 7.06 | 149. | 39. | 10. |
| 10512 | 170. | 82. | 12.4 | 102. | 11.4 | 8.34 | 148. | 60. | 7. |
| 10514 | 97. | 77. | 12.1 | 105. | 10.7 | 8.96 | 148. | 33. | 12. |
| 10536 | 111. | 48. | 11.4 | 105. | 8.6 | 4.95 | 151. | 19. | 10. |
| MEAN | 127. | 72. | 12.8 | 104. | 10.2 | 6.85 | 149. | 34. | 12. |
| S.D. | 25.2 | 19.9 | 0.83 | 1.5 | 0.96 | 1.467 | 2.1 | 11.2 | 3.5 |
| S.E. | 8.0 | 6.3 | 0.26 | 0.5 | 0.30 | 0.464 | 0.7 | 3.5 | 1.1 |
| N | 10 | 10 | 10 | 10 | 10 | 10 | 10 | 10 | 10 |

mg/dL = MILLIGRAMS/DECILITER, U/L = INTERNATIONAL UNIT/LITER, mEq/L = MILLIEQUIVALENTS/LITER

TABLE A11

PROJECT NO.:WIL-402023 A 90-DAY DERMAL STUDY UTILIZING CLARIFIED OILS IN RATS PAGE 13

SPONSOR:AMERICAN PETROLEUM INDIVIDUAL SERUM CHEMISTRY VALUES WEEK 12

| ANIMAL | ALBUMIN | TOTAL PROTEIN | GLOBULIN | A/G RATIO | TOTAL BILI | UREA NITROGEN | CREAT-ININE | ALP | ALT | AST | GGT |
|---|---|---|---|---|---|---|---|---|---|---|---|
| | g/dL | g/dL | g/dL | | mg/dL | mg/dL | mg/dL | U/L | U/L | U/L | U/L |
| GROUP: 0 MG/KG/DAY FEMALES | | | | | | | | | | | |
| 10481 | 5.1 | 8.1 | 3.0 | 1.69 | 0.07 | 16.5 | 0.3 | 52. | 53. | 116. | 0.4 |
| 10505 | 5.3 | 8.1 | 2.8 | 1.86 | 0.09 | 21.0 | 0.3 | 59. | 90. | 167. | 0.4 |
| 10489 | 5.4 | 8.6 | 3.2 | 1.71 | 0.12 | 16.4 | 0.3 | 66. | 66. | 140. | 0.1 |
| 10502 | 4.9 | 7.2 | 2.3 | 2.11 | 0.07 | 13.3 | 0.2 | 39. | 61. | 125. | 1.4 |
| 10519 | 5.1 | 7.8 | 2.7 | 1.85 | 0.36 | 12.1 | 0.3 | 39. | 64. | 120. | 0.8 |
| 10478 | 5.5 | 8.2 | 2.8 | 2.00 | 0.15 | 15.6 | 0.4 | 54. | 48. | 113. | 0.9 |
| 10530 | 5.6 | 8.8 | 3.2 | 1.76 | 0.17 | 20.2 | 0.4 | 75. | 133. | 264. | 2.3 |
| 10534 | 5.6 | 8.0 | 2.4 | 2.35 | 0.16 | 15.2 | 0.3 | 60. | 164. | 208. | 1.4 |
| 10535 | 4.8 | 7.5 | 2.8 | 1.73 | 0.10 | 19.7 | 0.3 | 41. | 35. | 86. | 0.6 |
| 10537 | 5.6 | 8.1 | 2.5 | 2.27 | 0.14 | 15.9 | 0.3 | 64. | 48. | 107. | 0.6 |
| MEAN | 5.3 | 8.0 | 2.8 | 1.93 | 0.14 | 16.6 | 0.3 | 55. | 76. | 145. | 0.9 |
| S.D. | 0.30 | 0.47 | 0.31 | 0.239 | 0.084 | 2.92 | 0.06 | 12.3 | 41.4 | 54.2 | 0.65 |
| S.E. | 0.09 | 0.15 | 0.10 | 0.076 | 0.027 | 0.92 | 0.02 | 3.9 | 13.1 | 17.1 | 0.21 |
| N | 10 | 10 | 10 | 10 | 10 | 10 | 10 | 10 | 10 | 10 | 10 |

mg/dL = MILLIGRAMS/DECILITER, U/L = INTERNATIONAL UNIT/LITER, g/dL = GRAMS/DECILITER

TABLE A11

PROJECT NO.:WIL-402023 A 90-DAY DERMAL STUDY UTILIZING CLARIFIED OILS IN RATS PAGE 14

SPONSOR:AMERICAN PETROLEUM INDIVIDUAL SERUM CHEMISTRY VALUES WEEK 12

| ANIMAL | GLUCOSE | CHOL-ESTEROL | CALCIUM | CHLORIDE | PHOS-PHORUS | POTAS-SIUM | SODIUM | TRIGLY-CERIDE | SDH |
|---|---|---|---|---|---|---|---|---|---|
| | mg/dL | mg/dL | mg/dL | mEq/L | mg/dL | mEq/L | mEq/L | mg/dL | U/L |
| GROUP: 0 MG/KG/DAY FEMALES | | | | | | | | | |
| 10481 | 116. | 91. | 14.3 | 103. | 11.6 | 6.88 | 151. | 32. | 13. |
| 10505 | 159. | 68. | 15.5 | 103. | 15.3 | 8.45 | 152. | 27. | 18. |
| 10489 | 120. | 102. | 15.3 | 103. | 13.1 | 9.40 | 150. | 37. | 32. |
| 10502 | 134. | 69. | 13.3 | 103. | 11.4 | 6.95 | 149. | 34. | 15. |
| 10519 | 129. | 75. | 13.6 | 105. | 10.1 | 5.91 | 153. | 37. | 22. |
| 10478 | 130. | 61. | 12.7 | 103. | 9.3 | 6.05 | 150. | 45. | 14. |
| 10530 | 107. | 94. | 13.6 | 105. | 13.5 | 9.61 | 155. | 33. | 29. |
| 10534 | 131. | 73. | 12.8 | 106. | 10.7 | 7.37 | 152. | 37. | 20. |
| 10535 | 126. | 69. | 12.0 | 105. | 12.3 | 7.94 | 151. | 40. | 10. |
| 10537 | 145. | 82. | 12.2 | 107. | 10.6 | 5.91 | 154. | 26. | 14. |
| MEAN | 130. | 78. | 13.5 | 104. | 11.8 | 7.45 | 152. | 35. | 19. |
| S.D. | 14.6 | 13.3 | 1.20 | 1.5 | 1.80 | 1.374 | 1.9 | 5.7 | 7.2 |
| S.E. | 4.6 | 4.2 | 0.38 | 0.5 | 0.57 | 0.435 | 0.6 | 1.8 | 2.3 |
| N | 10 | 10 | 10 | 10 | 10 | 10 | 10 | 10 | 10 |

mg/dL = MILLIGRAMS/DECILITER, U/L = INTERNATIONAL UNIT/LITER, mEq/L = MILLIEQUIVALENTS/LITER

TABLE A11

PROJECT NO.:WIL-402023 A 90-DAY DERMAL STUDY UTILIZING CLARIFIED OILS IN RATS PAGE 15

SPONSOR:AMERICAN PETROLEUM INDIVIDUAL SERUM CHEMISTRY VALUES WEEK 12

| ANIMAL | ALBUMIN | TOTAL PROTEIN | GLOBULIN | A/G RATIO | TOTAL BILI | UREA NITROGEN | CREAT-ININE | ALP | ALT | AST | GGT |
|---|---|---|---|---|---|---|---|---|---|---|---|
| | g/dL | g/dL | g/dL | | mg/dL | mg/dL | mg/dL | U/L | U/L | U/L | U/L |
| GROUP: 5 MG/KG/DAY FEMALES | | | | | | | | | | | |
| 10479 | 4.5 | 8.0 | 3.4 | 1.32 | 0.06 | 17.6 | 0.2 | 108. | 47. | 116. | 1.4 |
| 10482 | 5.7 | 8.9 | 3.3 | 1.73 | 0.09 | 13.8 | 0.4 | 66. | 44. | 113. | 0.2 |
| 10490 | 4.5 | 6.8 | 2.3 | 2.00 | 0.06 | 16.8 | 0.3 | 58. | 37. | 94. | 1.7 |
| 10501 | 5.2 | 7.5 | 2.3 | 2.30 | 0.09 | 14.9 | 0.2 | 77. | 46. | 70. | 1.0 |
| 10508 | 4.6 | 7.4 | 2.8 | 1.68 | 0.07 | 15.2 | 0.2 | 71. | 58. | 113. | 0.1 |
| 10513 | 6.1 | 9.0 | 2.9 | 2.09 | 0.12 | 20.7 | 0.4 | 82. | 87. | 154. | 0.4 |
| 10520 | 5.1 | 7.3 | 2.1 | 2.39 | 0.10 | 19.1 | 0.3 | 66. | 62. | 136. | 1.8 |
| 10521 | 5.9 | 8.8 | 2.9 | 2.06 | 0.15 | 16.8 | 0.3 | 100. | 44. | 91. | 1.5 |
| 10531 | 4.4 | 6.9 | 2.6 | 1.71 | 0.10 | 20.6 | 0.4 | 49. | 48. | 98. | 0.8 |
| 10532 | 5.2 | 7.8 | 2.7 | 1.94 | 0.10 | 14.1 | 0.3 | 87. | 38. | 90. | 1.2 |
| MEAN | 5.1 | 7.8 | 2.7 | 1.92 | 0.09 | 17.0 | 0.3 | 76. | 51. | 108. | 1.0 |
| S.D. | 0.62 | 0.82 | 0.42 | 0.319 | 0.028 | 2.53 | 0.08 | 18.4 | 14.8 | 24.4 | 0.62 |
| S.E. | 0.20 | 0.26 | 0.13 | 0.101 | 0.009 | 0.80 | 0.03 | 5.8 | 4.7 | 7.7 | 0.20 |
| N | 10 | 10 | 10 | 10 | 10 | 10 | 10 | 10 | 10 | 10 | 10 |

mg/dL = MILLIGRAMS/DECILITER, U/L = INTERNATIONAL UNIT/LITER, g/dL = GRAMS/DECILITER

TABLE A11

PROJECT NO.:WIL-402023 A 90-DAY DERMAL STUDY UTILIZING CLARIFIED OILS IN RATS PAGE 16

SPONSOR:AMERICAN PETROLEUM INDIVIDUAL SERUM CHEMISTRY VALUES WEEK 12

| ANIMAL | GLUCOSE | CHOL-ESTEROL | CALCIUM | CHLORIDE | PHOS-PHORUS | POTAS-SIUM | SODIUM | TRIGLY-CERIDE | SDH |
|---|---|---|---|---|---|---|---|---|---|
| | mg/dL | mg/dL | mg/dL | mEq/L | mg/dL | mEq/L | mEq/L | mg/dL | U/L |
| GROUP: 5 MG/KG/DAY FEMALES | | | | | | | | | |
| 10479 | 118. | 106. | 14.4 | 100. | 15.6 | 6.79 | 150. | 34. | 15. |
| 10482 | 132. | 114. | 15.7 | 106. | 12.4 | 9.54 | 158. | 42. | 21. |
| 10490 | 142. | 71. | 12.4 | 107. | 9.1 | 5.99 | 148. | 28. | 12. |
| 10501 | 158. | 87. | 14.1 | 103. | 11.3 | 6.94 | 150. | 33. | 13. |
| 10508 | 115. | 67. | 14.0 | 104. | 11.5 | 9.30 | 149. | 29. | 19. |
| 10513 | 167. | 88. | 13.8 | 101. | 11.5 | 8.22 | 150. | 45. | 23. |
| 10520 | 117. | 81. | 11.7 | 104. | 9.4 | 6.27 | 149. | 35. | 20. |
| 10521 | 119. | 81. | 12.7 | 103. | 8.2 | 6.47 | 151. | 35. | 14. |
| 10531 | 131. | 89. | 11.3 | 107. | 10.4 | 8.88 | 147. | 41. | 13. |
| 10532 | 138. | 95. | 12.1 | 104. | 11.5 | 6.15 | 150. | 36. | 14. |
| MEAN | 134. | 88. | 13.2 | 104. | 11.1 | 7.46 | 150. | 36. | 16. |
| S.D. | 17.9 | 14.4 | 1.39 | 2.3 | 2.06 | 1.386 | 3.0 | 5.5 | 3.9 |
| S.E. | 5.7 | 4.6 | 0.44 | 0.7 | 0.65 | 0.438 | 0.9 | 1.7 | 1.2 |
| N | 10 | 10 | 10 | 10 | 10 | 10 | 10 | 10 | 10 |

mg/dL = MILLIGRAMS/DECILITER, U/L = INTERNATIONAL UNIT/LITER, mEq/L = MILLIEQUIVALENTS/LITER

TABLE A11

PROJECT NO.:WIL-402023 A 90-DAY DERMAL STUDY UTILIZING CLARIFIED OILS IN RATS PAGE 17

SPONSOR:AMERICAN PETROLEUM INDIVIDUAL SERUM CHEMISTRY VALUES WEEK 12

| ANIMAL | ALBUMIN | TOTAL PROTEIN | GLOBULIN | A/G RATIO | TOTAL BILI | UREA NITROGEN | CREAT-ININE | ALP | ALT | AST | GGT |
|---|---|---|---|---|---|---|---|---|---|---|---|
| | g/dL | g/dL | g/dL | | mg/dL | mg/dL | mg/dL | U/L | U/L | U/L | U/L |
| GROUP: 25 MG/KG/DAY FEMALES | | | | | | | | | | | |
| 10485 | 4.8 | 7.6 | 2.8 | 1.72 | 0.08 | 15.3 | 0.2 | 66. | 33. | 107. | 0.1 |
| 10492 | 5.0 | 8.2 | 3.2 | 1.56 | 0.09 | 20.8 | 0.3 | 92. | 73. | 212. | 0.1 |
| 10497 | 6.3 | 8.9 | 2.7 | 2.37 | 0.07 | 17.3 | 0.3 | 72. | 83. | 168. | 0.8 |
| 10498 | 4.8 | 8.4 | 3.6 | 1.35 | 0.06 | 21.1 | 0.4 | 96. | 44. | 119. | 0.1 |
| 10500 | 5.0 | 7.8 | 2.8 | 1.77 | 0.12 | 20.1 | 0.3 | 75. | 39. | 136. | 0.1 |
| 10504 | 5.6 | 7.8 | 2.2 | 2.55 | 0.15 | 20.8 | 0.3 | 74. | 123. | 185. | 2.8 |
| 10506 | 5.8 | 8.1 | 2.3 | 2.52 | 0.12 | 19.2 | 0.3 | 40. | 37. | 88. | 1.7 |
| 10509 | 5.4 | 7.9 | 2.5 | 2.14 | 0.08 | 17.2 | 0.3 | 54. | 39. | 112. | 1.4 |
| 10515 | 6.3 | 9.3 | 2.9 | 2.15 | 0.11 | 17.7 | 0.3 | 109. | 48. | 90. | 2.1 |
| MEAN | 5.4 | 8.2 | 2.8 | 2.01 | 0.10 | 18.8 | 0.3 | 75. | 58. | 135. | 1.0 |
| S.D. | 0.60 | 0.56 | 0.44 | 0.433 | 0.029 | 2.04 | 0.05 | 21.3 | 29.9 | 43.8 | 1.02 |
| S.E. | 0.20 | 0.19 | 0.15 | 0.144 | 0.010 | 0.68 | 0.02 | 7.1 | 10.0 | 14.6 | 0.34 |
| N | 9 | 9 | 9 | 9 | 9 | 9 | 9 | 9 | 9 | 9 | 9 |

mg/dL = MILLIGRAMS/DECILITER, U/L = INTERNATIONAL UNIT/LITER, g/dL = GRAMS/DECILITER

TABLE A11

PROJECT NO.:WIL-402023 A 90-DAY DERMAL STUDY UTILIZING CLARIFIED OILS IN RATS PAGE 18

SPONSOR:AMERICAN PETROLEUM INDIVIDUAL SERUM CHEMISTRY VALUES WEEK 12

| ANIMAL | GLUCOSE | CHOL-ESTEROL | CALCIUM | CHLORIDE | PHOS-PHORUS | POTAS-SIUM | SODIUM | TRIGLY-CERIDE | SDH |
|---|---|---|---|---|---|---|---|---|---|
| | mg/dL | mg/dL | mg/dL | mEq/L | mg/dL | mEq/L | mEq/L | mg/dL | U/L |
| GROUP: 25 MG/KG/DAY FEMALES | | | | | | | | | |
| 10485 | 170. | 132. | 14.0 | 101. | 11.6 | 9.27 | 146. | 30. | 18. |
| 10492 | 133. | 129. | 15.3 | 103. | 13.6 | 9.58 | 152. | 32. | 26. |
| 10497 | 174. | 161. | 15.8 | 104. | 12.3 | 8.09 | 155. | 28. | 42. |
| 10498 | 166. | 114. | 14.8 | 103. | 11.5 | 8.34 | 150. | 30. | 19. |
| 10500 | 128. | 99. | 13.9 | 103. | 10.4 | 8.44 | 147. | 26. | 37. |
| 10504 | 124. | 148. | 11.9 | 104. | 8.8 | 7.90 | 146. | 28. | 34. |
| 10506 | 138. | 111. | 12.2 | 102. | 9.2 | 4.95 | 148. | 22. | 21. |
| 10509 | 141. | 103. | 11.5 | 102. | 8.3 | 6.05 | 144. | 37. | 21. |
| 10515 | 148. | 214. | 13.1 | 101. | 9.3 | 5.73 | 150. | 37. | 15. |
| MEAN | 147. | 135. | 13.6 | 103. | 10.6 | 7.59 | 149. | 30. | 26. |
| S.D. | 18.8 | 36.2 | 1.54 | 1.1 | 1.80 | 1.628 | 3.4 | 4.9 | 9.5 |
| S.E. | 6.3 | 12.1 | 0.51 | 0.4 | 0.60 | 0.543 | 1.1 | 1.6 | 3.2 |
| N | 9 | 9 | 9 | 9 | 9 | 9 | 9 | 9 | 9 |

mg/dL = MILLIGRAMS/DECILITER, U/L = INTERNATIONAL UNIT/LITER, mEq/L = MILLIEQUIVALENTS/LITER

TABLE A11

PROJECT NO.:WIL-402023 A 90-DAY DERMAL STUDY UTILIZING CLARIFIED OILS IN RATS PAGE 19

SPONSOR:AMERICAN PETROLEUM INDIVIDUAL SERUM CHEMISTRY VALUES WEEK 12

| ANIMAL | ALBUMIN | TOTAL PROTEIN | GLOBULIN | A/G RATIO | TOTAL BILI | UREA NITROGEN | CREAT-ININE | ALP | ALT | AST | GGT |
|---|---|---|---|---|---|---|---|---|---|---|---|
| | g/dL | g/dL | g/dL | | mg/dL | mg/dL | mg/dL | U/L | U/L | U/L | U/L |
| GROUP: 50 MG/KG/DAY FEMALES | | | | | | | | | | | |
| 10484 | 4.7 | 8.3 | 3.7 | 1.28 | 0.09 | 26.1 | 0.4 | 75. | 25. | 111. | 0.5 |
| 10503 | 5.6 | 9.1 | 3.5 | 1.59 | 0.09 | 22.3 | 0.3 | 98. | 65. | 170. | 0.1 |
| 10516 | 5.5 | 8.3 | 2.8 | 2.01 | 0.13 | 15.8 | 0.4 | 72. | 33. | 124. | 0.1 |
| 10517 | 5.4 | 8.6 | 3.1 | 1.73 | 0.11 | 16.1 | 0.3 | 69. | 33. | 120. | 0.9 |
| 10526 | 5.7 | 8.0 | 2.3 | 2.44 | 0.14 | 17.3 | 0.3 | 98. | 40. | 114. | 1.8 |
| 10527 | 5.8 | 8.9 | 3.1 | 1.85 | 0.14 | 22.3 | 0.4 | 121. | 51. | 147. | 1.5 |
| 10529 | 5.6 | 7.8 | 2.1 | 2.66 | 0.14 | 17.3 | 0.3 | 42. | 30. | 101. | 1.1 |
| MEAN | 5.5 | 8.4 | 2.9 | 1.94 | 0.12 | 19.6 | 0.3 | 82. | 40. | 127. | 0.9 |
| S.D. | 0.36 | 0.47 | 0.59 | 0.480 | 0.023 | 3.96 | 0.05 | 25.7 | 14.0 | 23.8 | 0.66 |
| S.E. | 0.14 | 0.18 | 0.22 | 0.181 | 0.009 | 1.50 | 0.02 | 9.7 | 5.3 | 9.0 | 0.25 |
| N | 7 | 7 | 7 | 7 | 7 | 7 | 7 | 7 | 7 | 7 | 7 |

mg/dL = MILLIGRAMS/DECILITER, U/L = INTERNATIONAL UNIT/LITER, g/dL = GRAMS/DECILITER

TABLE A11

PROJECT NO.:WIL-402023 A 90-DAY DERMAL STUDY UTILIZING CLARIFIED OILS IN RATS PAGE 20

SPONSOR:AMERICAN PETROLEUM INDIVIDUAL SERUM CHEMISTRY VALUES WEEK 12

| ANIMAL | GLUCOSE | CHOL-ESTEROL | CALCIUM | CHLORIDE | PHOS-PHORUS | POTAS-SIUM | SODIUM | TRIGLY-CERIDE | SDH |
|---|---|---|---|---|---|---|---|---|---|
| | mg/dL | mg/dL | mg/dL | mEq/L | mg/dL | mEq/L | mEq/L | mg/dL | U/L |
| GROUP: 50 MG/KG/DAY FEMALES | | | | | | | | | |
| 10484 | 134. | 96. | 12.8 | 101. | 8.0 | 5.28 | 145. | 23. | 15. |
| 10503 | 133. | 190. | 15.2 | 103. | 10.7 | 8.81 | 149. | 32. | 28. |
| 10516 | 156. | 187. | 15.0 | 106. | 11.0 | 9.98 | 156. | 35. | 16. |
| 10517 | 157. | 213. | 14.9 | 106. | 11.3 | 7.52 | 154. | 28. | 26. |
| 10526 | 165. | 118. | 12.1 | 104. | 8.3 | 6.47 | 145. | 27. | 20. |
| 10527 | 125. | 105. | 12.1 | 104. | 12.7 | 6.62 | 150. | 28. | 31. |
| 10529 | 152. | 117. | 12.0 | 104. | 8.4 | 5.00 | 148. | 25. | 21. |
| MEAN | 146. | 147. | 13.4 | 104. | 10.1 | 7.10 | 150. | 28. | 22. |
| S.D. | 15.1 | 48.1 | 1.51 | 1.7 | 1.82 | 1.814 | 4.2 | 4.1 | 6.1 |
| S.E. | 5.7 | 18.2 | 0.57 | 0.7 | 0.69 | 0.686 | 1.6 | 1.5 | 2.3 |
| N | 7 | 7 | 7 | 7 | 7 | 7 | 7 | 7 | 7 |

mg/dL = MILLIGRAMS/DECILITER, U/L = INTERNATIONAL UNIT/LITER, mEq/L = MILLIEQUIVALENTS/LITER

PCHEv4.06
09/01/2011

TABLE A12 (WEEK -1 PRETEST EXAMINATION)

PROJECT NO.:WIL-402023 A 90-DAY DERMAL STUDY UTILIZING CLARIFIED OILS IN RATS 

SPONSOR:AMERICAN PETROLEUM INDIVIDUAL OPHTHALMIC EXAMINATION FINDINGS

EXAMINER: DAW INPUT BY: MSH2 EXAM 1(WEEK -1)

| ANIMAL NO. | DOSE GROUP | SEX | FINDING | GRADE |
|---|---|---|---|---|
| 10419 | UNTREATED | MALE | NO OCULAR LESIONS - BILATERAL | P |
| 10430 | UNTREATED | MALE | NO OCULAR LESIONS - BILATERAL | P |
| 10437 | UNTREATED | MALE | NO OCULAR LESIONS - BILATERAL | P |
| 10444 | UNTREATED | MALE | NO OCULAR LESIONS - BILATERAL | P |
| 10445 | UNTREATED | MALE | NO OCULAR LESIONS - BILATERAL | P |
| 10447 | UNTREATED | MALE | NO OCULAR LESIONS - BILATERAL | P |
| 10456 | UNTREATED | MALE | NO OCULAR LESIONS - BILATERAL | P |
| 10460 | UNTREATED | MALE | NO OCULAR LESIONS - BILATERAL | P |
| 10462 | UNTREATED | MALE | NO OCULAR LESIONS - BILATERAL | P |
| 10477 | UNTREATED | MALE | NO OCULAR LESIONS - BILATERAL | P |
| 10420 | 0 MG/KG/DAY | MALE | NO OCULAR LESIONS - BILATERAL | P |
| 10432 | 0 MG/KG/DAY | MALE | CORNEAL CRYSTALS - BILATERAL | 1 |
| 10438 | 0 MG/KG/DAY | MALE | CORNEAL CRYSTALS - BILATERAL | 1 |
| 10443 | 0 MG/KG/DAY | MALE | NO OCULAR LESIONS - BILATERAL | P |
| 10457 | 0 MG/KG/DAY | MALE | NO OCULAR LESIONS - BILATERAL | P |
| 10459 | 0 MG/KG/DAY | MALE | NO OCULAR LESIONS - BILATERAL | P |
| 10467 | 0 MG/KG/DAY | MALE | NO OCULAR LESIONS - BILATERAL | P |
| 10469 | 0 MG/KG/DAY | MALE | NO OCULAR LESIONS - BILATERAL | P |
| 10475 | 0 MG/KG/DAY | MALE | NO OCULAR LESIONS - BILATERAL | P |
| 10476 | 0 MG/KG/DAY | MALE | NO OCULAR LESIONS - BILATERAL | P |
| 10425 | 5 MG/KG/DAY | MALE | NO OCULAR LESIONS - BILATERAL | P |
| 10426 | 5 MG/KG/DAY | MALE | NO OCULAR LESIONS - BILATERAL | P |
| 10435 | 5 MG/KG/DAY | MALE | NO OCULAR LESIONS - BILATERAL | P |
| 10436 | 5 MG/KG/DAY | MALE | NO OCULAR LESIONS - BILATERAL | P |

CODE: 1-SLIGHT, 2-MODERATE, 3-SEVERE, P-PRESENT, O.D.-RIGHT EYE, O.S.-LEFT EYE

EXAMINER: DAW INPUT BY: MSH2 EXAM 1(WEEK -1)

| ANIMAL NO. | DOSE GROUP | SEX | FINDING | GRADE |
|---|---|---|---|---|
| 10446 | 5 MG/KG/DAY | MALE | NO OCULAR LESIONS - BILATERAL | P |
| 10449 | 5 MG/KG/DAY | MALE | NO OCULAR LESIONS - BILATERAL | P |
| 10453 | 5 MG/KG/DAY | MALE | NO OCULAR LESIONS - BILATERAL | P |
| 10465 | 5 MG/KG/DAY | MALE | NO OCULAR LESIONS - BILATERAL | P |
| 10470 | 5 MG/KG/DAY | MALE | NO OCULAR LESIONS - BILATERAL | P |
| 10474 | 5 MG/KG/DAY | MALE | NO OCULAR LESIONS - BILATERAL | P |
| 10429 | 25 MG/KG/DAY | MALE | NO OCULAR LESIONS - BILATERAL | P |
| 10441 | 25 MG/KG/DAY | MALE | NO OCULAR LESIONS - BILATERAL | P |
| 10442 | 25 MG/KG/DAY | MALE | NO OCULAR LESIONS - BILATERAL | P |
| 10455 | 25 MG/KG/DAY | MALE | NO OCULAR LESIONS - BILATERAL | P |
| 10458 | 25 MG/KG/DAY | MALE | NO OCULAR LESIONS - BILATERAL | P |
| 10463 | 25 MG/KG/DAY | MALE | NO OCULAR LESIONS - BILATERAL | P |
| 10464 | 25 MG/KG/DAY | MALE | NO OCULAR LESIONS - BILATERAL | P |
| 10466 | 25 MG/KG/DAY | MALE | NO OCULAR LESIONS - BILATERAL | P |
| 10471 | 25 MG/KG/DAY | MALE | NO OCULAR LESIONS - BILATERAL | P |
| 10473 | 25 MG/KG/DAY | MALE | NO OCULAR LESIONS - BILATERAL | P |
| 10424 | 50 MG/KG/DAY | MALE | NO OCULAR LESIONS - BILATERAL | P |
| 10427 | 50 MG/KG/DAY | MALE | NO OCULAR LESIONS - BILATERAL | P |
| 10433 | 50 MG/KG/DAY | MALE | NO OCULAR LESIONS - BILATERAL | P |
| 10439 | 50 MG/KG/DAY | MALE | NO OCULAR LESIONS - BILATERAL | P |
| 10440 | 50 MG/KG/DAY | MALE | NO OCULAR LESIONS - BILATERAL | P |
| 10448 | 50 MG/KG/DAY | MALE | NO OCULAR LESIONS - BILATERAL | P |
| 10450 | 50 MG/KG/DAY | MALE | NO OCULAR LESIONS - BILATERAL | P |
| 10451 | 50 MG/KG/DAY | MALE | NO OCULAR LESIONS - BILATERAL | P |

CODE: 1-SLIGHT, 2-MODERATE, 3-SEVERE, P-PRESENT, O.D.-RIGHT EYE, O.S.-LEFT EYE

TABLE A12 (WEEK -1 PRETEST EXAMINATION)

PROJECT NO.:WIL-402023 A 90-DAY DERMAL STUDY UTILIZING CLARIFIED OILS IN RATS 

SPONSOR:AMERICAN PETROLEUM INDIVIDUAL OPHTHALMIC EXAMINATION FINDINGS

EXAMINER: DAW INPUT BY: MSH2 EXAM 1(WEEK -1)

| ANIMAL NO. | DOSE GROUP | SEX | FINDING | GRADE |
|---|---|---|---|---|
| 10452 | 50 MG/KG/DAY | MALE | NO OCULAR LESIONS - BILATERAL | P |
| 10472 | 50 MG/KG/DAY | MALE | NO OCULAR LESIONS - BILATERAL | P |
| 10486 | UNTREATED | FEMALE | NO OCULAR LESIONS - BILATERAL | P |
| 10491 | UNTREATED | FEMALE | NO OCULAR LESIONS - BILATERAL | P |
| 10494 | UNTREATED | FEMALE | NO OCULAR LESIONS - BILATERAL | P |
| 10495 | UNTREATED | FEMALE | NO OCULAR LESIONS - BILATERAL | P |
| 10496 | UNTREATED | FEMALE | CORNEAL CRYSTALS - BILATERAL | 1 |
| 10499 | UNTREATED | FEMALE | NO OCULAR LESIONS - BILATERAL | P |
| 10511 | UNTREATED | FEMALE | NO OCULAR LESIONS - BILATERAL | P |
| 10512 | UNTREATED | FEMALE | NO OCULAR LESIONS - BILATERAL | P |
| 10514 | UNTREATED | FEMALE | NO OCULAR LESIONS - BILATERAL | P |
| 10536 | UNTREATED | FEMALE | NO OCULAR LESIONS - BILATERAL | P |
| 10481 | 0 MG/KG/DAY | FEMALE | NO OCULAR LESIONS - BILATERAL | P |
| 10505 | 0 MG/KG/DAY | FEMALE | NO OCULAR LESIONS - BILATERAL | P |
| 10489 | 0 MG/KG/DAY | FEMALE | NO OCULAR LESIONS - BILATERAL | P |
| 10502 | 0 MG/KG/DAY | FEMALE | NO OCULAR LESIONS - BILATERAL | P |
| 10519 | 0 MG/KG/DAY | FEMALE | NO OCULAR LESIONS - BILATERAL | P |
| 10478 | 0 MG/KG/DAY | FEMALE | NO OCULAR LESIONS - BILATERAL | P |
| 10530 | 0 MG/KG/DAY | FEMALE | CORNEAL CRYSTALS - BILATERAL | 1 |
| 10534 | 0 MG/KG/DAY | FEMALE | NO OCULAR LESIONS - BILATERAL | P |
| 10535 | 0 MG/KG/DAY | FEMALE | NO OCULAR LESIONS - BILATERAL | P |
| 10537 | 0 MG/KG/DAY | FEMALE | NO OCULAR LESIONS - BILATERAL | P |
| 10479 | 5 MG/KG/DAY | FEMALE | NO OCULAR LESIONS - BILATERAL | P |
| 10482 | 5 MG/KG/DAY | FEMALE | NO OCULAR LESIONS - BILATERAL | P |

CODE: 1-SLIGHT, 2-MODERATE, 3-SEVERE, P-PRESENT, O.D.-RIGHT EYE, O.S.-LEFT EYE

EXAMINER: DAW INPUT BY: MSH2 EXAM 1(WEEK -1)

| ANIMAL NO. | DOSE GROUP | SEX | FINDING | GRADE |
|---|---|---|---|---|
| 10490 | 5 MG/KG/DAY | FEMALE | NO OCULAR LESIONS - BILATERAL | P |
| 10501 | 5 MG/KG/DAY | FEMALE | NO OCULAR LESIONS - BILATERAL | P |
| 10508 | 5 MG/KG/DAY | FEMALE | NO OCULAR LESIONS - BILATERAL | P |
| 10513 | 5 MG/KG/DAY | FEMALE | CORNEAL CRYSTALS - BILATERAL | 1 |
| 10520 | 5 MG/KG/DAY | FEMALE | NO OCULAR LESIONS - BILATERAL | P |
| 10521 | 5 MG/KG/DAY | FEMALE | NO OCULAR LESIONS - BILATERAL | P |
| 10531 | 5 MG/KG/DAY | FEMALE | NO OCULAR LESIONS - BILATERAL | P |
| 10532 | 5 MG/KG/DAY | FEMALE | NO OCULAR LESIONS - BILATERAL | P |
| 10485 | 25 MG/KG/DAY | FEMALE | NO OCULAR LESIONS - BILATERAL | P |
| 10492 | 25 MG/KG/DAY | FEMALE | NO OCULAR LESIONS - BILATERAL | P |
| 10497 | 25 MG/KG/DAY | FEMALE | NO OCULAR LESIONS - BILATERAL | P |
| 10498 | 25 MG/KG/DAY | FEMALE | NO OCULAR LESIONS - BILATERAL | P |
| 10500 | 25 MG/KG/DAY | FEMALE | NO OCULAR LESIONS - BILATERAL | P |
| 10504 | 25 MG/KG/DAY | FEMALE | NO OCULAR LESIONS - BILATERAL | P |
| 10506 | 25 MG/KG/DAY | FEMALE | NO OCULAR LESIONS - BILATERAL | P |
| 10507 | 25 MG/KG/DAY | FEMALE | NO OCULAR LESIONS - BILATERAL | P |
| 10509 | 25 MG/KG/DAY | FEMALE | NO OCULAR LESIONS - BILATERAL | P |
| 10515 | 25 MG/KG/DAY | FEMALE | NO OCULAR LESIONS - BILATERAL | P |
| 10484 | 50 MG/KG/DAY | FEMALE | NO OCULAR LESIONS - BILATERAL | P |
| 10503 | 50 MG/KG/DAY | FEMALE | NO OCULAR LESIONS - BILATERAL | P |
| 10510 | 50 MG/KG/DAY | FEMALE | NO OCULAR LESIONS - BILATERAL | P |
| 10516 | 50 MG/KG/DAY | FEMALE | NO OCULAR LESIONS - BILATERAL | P |
| 10517 | 50 MG/KG/DAY | FEMALE | NO OCULAR LESIONS - BILATERAL | P |
| 10523 | 50 MG/KG/DAY | FEMALE | NO OCULAR LESIONS - BILATERAL | P |

CODE: 1-SLIGHT, 2-MODERATE, 3-SEVERE, P-PRESENT, O.D.-RIGHT EYE, O.S.-LEFT EYE

TABLE A12 (WEEK -1 PRETEST EXAMINATION)

PROJECT NO.:WIL-402023 A 90-DAY DERMAL STUDY UTILIZING CLARIFIED OILS IN RATS 

SPONSOR:AMERICAN PETROLEUM INDIVIDUAL OPHTHALMIC EXAMINATION FINDINGS

EXAMINER: DAW INPUT BY: MSH2 EXAM 1(WEEK -1)

| ANIMAL NO. | DOSE GROUP | SEX | FINDING | GRADE |
|---|---|---|---|---|
| 10524 | 50 MG/KG/DAY | FEMALE | NO OCULAR LESIONS - BILATERAL | P |
| 10526 | 50 MG/KG/DAY | FEMALE | NO OCULAR LESIONS - BILATERAL | P |
| 10527 | 50 MG/KG/DAY | FEMALE | NO OCULAR LESIONS - BILATERAL | P |
| 10529 | 50 MG/KG/DAY | FEMALE | NO OCULAR LESIONS - BILATERAL | P |

CODE: 1-SLIGHT, 2-MODERATE, 3-SEVERE, P-PRESENT, O.D.-RIGHT EYE, O.S.-LEFT EYE

PEXv4.03
08/15/2011

TABLE A13 (WEEK 12 EXAMINATION)

PROJECT NO.:WIL-402023 A 90-DAY DERMAL STUDY UTILIZING CLARIFIED OILS IN RATS 

SPONSOR:AMERICAN PETROLEUM INDIVIDUAL OPHTHALMIC EXAMINATION FINDINGS

EXAMINER: BCG INPUT BY: JLS EXAM 2(WEEK 12)

| ANIMAL NO. | DOSE GROUP | SEX | FINDING | GRADE |
|---|---|---|---|---|
| 10419 | UNTREATED | MALE | CORNEAL CRYSTALS - BILATERAL | 1 |
| 10430 | UNTREATED | MALE | NO OCULAR LESIONS - BILATERAL | P |
| 10437 | UNTREATED | MALE | NO OCULAR LESIONS - BILATERAL | P |
| 10444 | UNTREATED | MALE | CORNEAL CRYSTALS - BILATERAL | 1 |
| 10445 | UNTREATED | MALE | CORNEAL CRYSTALS - BILATERAL | 1 |
| 10447 | UNTREATED | MALE | NO OCULAR LESIONS - BILATERAL | P |
| 10456 | UNTREATED | MALE | CORNEAL CRYSTALS - BILATERAL | 1 |
| 10460 | UNTREATED | MALE | NO OCULAR LESIONS - BILATERAL | P |
| 10462 | UNTREATED | MALE | NO OCULAR LESIONS - BILATERAL | P |
| 10477 | UNTREATED | MALE | NO OCULAR LESIONS - BILATERAL | P |
| 10420 | 0 MG/KG/DAY | MALE | NO OCULAR LESIONS - BILATERAL | P |
| 10432 | 0 MG/KG/DAY | MALE | CORNEAL CRYSTALS - BILATERAL | 1 |
| 10438 | 0 MG/KG/DAY | MALE | CORNEAL CRYSTALS - BILATERAL | 1 |
| 10443 | 0 MG/KG/DAY | MALE | CORNEAL CRYSTALS - BILATERAL | 1 |
| 10457 | 0 MG/KG/DAY | MALE | NO OCULAR LESIONS - BILATERAL | P |
| 10459 | 0 MG/KG/DAY | MALE | NO OCULAR LESIONS - BILATERAL | P |
| 10467 | 0 MG/KG/DAY | MALE | CORNEAL CRYSTALS - BILATERAL | 1 |
| 10469 | 0 MG/KG/DAY | MALE | NO OCULAR LESIONS - BILATERAL | P |
| 10475 | 0 MG/KG/DAY | MALE | NO OCULAR LESIONS - BILATERAL | P |
| 10476 | 0 MG/KG/DAY | MALE | CORNEAL CRYSTALS - BILATERAL | 1 |
| 10425 | 5 MG/KG/DAY | MALE | NO OCULAR LESIONS - BILATERAL | P |
| 10426 | 5 MG/KG/DAY | MALE | NO OCULAR LESIONS - BILATERAL | P |
| 10435 | 5 MG/KG/DAY | MALE | NO OCULAR LESIONS - BILATERAL | P |
| 10436 | 5 MG/KG/DAY | MALE | CORNEAL CRYSTALS - BILATERAL | 1 |

CODE: 1-SLIGHT, 2-MODERATE, 3-SEVERE, P-PRESENT, O.D.-RIGHT EYE, O.S.-LEFT EYE

EXAMINER: BCG INPUT BY: JLS EXAM 2(WEEK 12)

| ANIMAL NO. | DOSE GROUP | SEX | FINDING | GRADE |
|---|---|---|---|---|
| 10446 | 5 MG/KG/DAY | MALE | CORNEAL CRYSTALS - BILATERAL | 1 |
| 10449 | 5 MG/KG/DAY | MALE | NO OCULAR LESIONS - BILATERAL | P |
| 10453 | 5 MG/KG/DAY | MALE | NO OCULAR LESIONS - BILATERAL | P |
| 10465 | 5 MG/KG/DAY | MALE | NO OCULAR LESIONS - BILATERAL | P |
| 10470 | 5 MG/KG/DAY | MALE | NO OCULAR LESIONS - BILATERAL | P |
| 10474 | 5 MG/KG/DAY | MALE | NO OCULAR LESIONS - BILATERAL | P |
| 10429 | 25 MG/KG/DAY | MALE | NO OCULAR LESIONS - BILATERAL | P |
| 10441 | 25 MG/KG/DAY | MALE | NO OCULAR LESIONS - BILATERAL | P |
| 10442 | 25 MG/KG/DAY | MALE | NO OCULAR LESIONS - BILATERAL | P |
| 10455 | 25 MG/KG/DAY | MALE | NO OCULAR LESIONS - BILATERAL | P |
| 10458 | 25 MG/KG/DAY | MALE | NO OCULAR LESIONS - BILATERAL | P |
| 10463 | 25 MG/KG/DAY | MALE | NO OCULAR LESIONS - BILATERAL | P |
| 10464 | 25 MG/KG/DAY | MALE | NO OCULAR LESIONS - BILATERAL | P |
| 10466 | 25 MG/KG/DAY | MALE | NO OCULAR LESIONS - BILATERAL | P |
| 10471 | 25 MG/KG/DAY | MALE | CORNEAL CRYSTALS - BILATERAL | 1 |
| 10473 | 25 MG/KG/DAY | MALE | NO OCULAR LESIONS - BILATERAL | P |
| 10424 | 50 MG/KG/DAY | MALE | NO OCULAR LESIONS - BILATERAL | P |
| 10439 | 50 MG/KG/DAY | MALE | NO OCULAR LESIONS - BILATERAL | P |
| 10440 | 50 MG/KG/DAY | MALE | NO OCULAR LESIONS - BILATERAL | P |
| 10450 | 50 MG/KG/DAY | MALE | NO OCULAR LESIONS - BILATERAL | P |
| 10472 | 50 MG/KG/DAY | MALE | CORNEAL CRYSTALS - BILATERAL | 1 |
| 10486 | UNTREATED | FEMALE | NO OCULAR LESIONS - BILATERAL | P |
| 10491 | UNTREATED | FEMALE | NO OCULAR LESIONS - BILATERAL | P |
| 10494 | UNTREATED | FEMALE | NO OCULAR LESIONS - BILATERAL | P |

CODE: 1-SLIGHT, 2-MODERATE, 3-SEVERE, P-PRESENT, O.D.-RIGHT EYE, O.S.-LEFT EYE

TABLE A13 (WEEK 12 EXAMINATION)

PROJECT NO.:WIL-402023 A 90-DAY DERMAL STUDY UTILIZING CLARIFIED OILS IN RATS 

SPONSOR:AMERICAN PETROLEUM INDIVIDUAL OPHTHALMIC EXAMINATION FINDINGS

EXAMINER: BCG INPUT BY: JLS EXAM 2(WEEK 12)

| ANIMAL NO. | DOSE GROUP | SEX | FINDING | GRADE |
|---|---|---|---|---|
| 10495 | UNTREATED | FEMALE | NO OCULAR LESIONS - BILATERAL | P |
| 10496 | UNTREATED | FEMALE | CORNEAL CRYSTALS - BILATERAL | 1 |
| 10499 | UNTREATED | FEMALE | NO OCULAR LESIONS - BILATERAL | P |
| 10511 | UNTREATED | FEMALE | NO OCULAR LESIONS - BILATERAL | P |
| 10512 | UNTREATED | FEMALE | NO OCULAR LESIONS - BILATERAL | P |
| 10514 | UNTREATED | FEMALE | NO OCULAR LESIONS - BILATERAL | P |
| 10536 | UNTREATED | FEMALE | NO OCULAR LESIONS - BILATERAL | P |
| 10481 | 0 MG/KG/DAY | FEMALE | CORNEAL CRYSTALS - BILATERAL | 1 |
| 10505 | 0 MG/KG/DAY | FEMALE | NO OCULAR LESIONS - BILATERAL | P |
| 10489 | 0 MG/KG/DAY | FEMALE | NO OCULAR LESIONS - BILATERAL | P |
| 10502 | 0 MG/KG/DAY | FEMALE | NO OCULAR LESIONS - BILATERAL | P |
| 10519 | 0 MG/KG/DAY | FEMALE | NO OCULAR LESIONS - BILATERAL | P |
| 10478 | 0 MG/KG/DAY | FEMALE | NO OCULAR LESIONS - BILATERAL | P |
| 10530 | 0 MG/KG/DAY | FEMALE | NO OCULAR LESIONS - BILATERAL | P |
| 10534 | 0 MG/KG/DAY | FEMALE | NO OCULAR LESIONS - BILATERAL | P |
| 10535 | 0 MG/KG/DAY | FEMALE | NO OCULAR LESIONS - BILATERAL | P |
| 10537 | 0 MG/KG/DAY | FEMALE | NO OCULAR LESIONS - BILATERAL | P |
| 10479 | 5 MG/KG/DAY | FEMALE | NO OCULAR LESIONS - BILATERAL | P |
| 10482 | 5 MG/KG/DAY | FEMALE | NO OCULAR LESIONS - BILATERAL | P |
| 10490 | 5 MG/KG/DAY | FEMALE | NO OCULAR LESIONS - BILATERAL | P |
| 10501 | 5 MG/KG/DAY | FEMALE | NO OCULAR LESIONS - BILATERAL | P |
| 10508 | 5 MG/KG/DAY | FEMALE | NO OCULAR LESIONS - BILATERAL | P |
| 10513 | 5 MG/KG/DAY | FEMALE | CORNEAL CRYSTALS - BILATERAL | 1 |
| 10520 | 5 MG/KG/DAY | FEMALE | NO OCULAR LESIONS - BILATERAL | P |

CODE: 1-SLIGHT, 2-MODERATE, 3-SEVERE, P-PRESENT, O.D.-RIGHT EYE, O.S.-LEFT EYE

EXAMINER: BCG INPUT BY: JLS EXAM 2(WEEK 12)

| ANIMAL NO. | DOSE GROUP | SEX | FINDING | GRADE |
|---|---|---|---|---|
| 10521 | 5 MG/KG/DAY | FEMALE | NO OCULAR LESIONS - BILATERAL | P |
| 10531 | 5 MG/KG/DAY | FEMALE | NO OCULAR LESIONS - BILATERAL | P |
| 10532 | 5 MG/KG/DAY | FEMALE | NO OCULAR LESIONS - BILATERAL | P |
| 10485 | 25 MG/KG/DAY | FEMALE | NO OCULAR LESIONS - BILATERAL | P |
| 10492 | 25 MG/KG/DAY | FEMALE | CORNEAL CRYSTALS - BILATERAL | 1 |
| 10497 | 25 MG/KG/DAY | FEMALE | NO OCULAR LESIONS - BILATERAL | P |
| 10498 | 25 MG/KG/DAY | FEMALE | NO OCULAR LESIONS - BILATERAL | P |
| 10500 | 25 MG/KG/DAY | FEMALE | NO OCULAR LESIONS - BILATERAL | P |
| 10504 | 25 MG/KG/DAY | FEMALE | NO OCULAR LESIONS - BILATERAL | P |
| 10506 | 25 MG/KG/DAY | FEMALE | NO OCULAR LESIONS - BILATERAL | P |
| 10509 | 25 MG/KG/DAY | FEMALE | NO OCULAR LESIONS - BILATERAL | P |
| 10515 | 25 MG/KG/DAY | FEMALE | NO OCULAR LESIONS - BILATERAL | P |
| 10484 | 50 MG/KG/DAY | FEMALE | NO OCULAR LESIONS - BILATERAL | P |
| 10503 | 50 MG/KG/DAY | FEMALE | NO OCULAR LESIONS - BILATERAL | P |
| 10516 | 50 MG/KG/DAY | FEMALE | NO OCULAR LESIONS - BILATERAL | P |
| 10517 | 50 MG/KG/DAY | FEMALE | NO OCULAR LESIONS - BILATERAL | P |
| 10526 | 50 MG/KG/DAY | FEMALE | NO OCULAR LESIONS - BILATERAL | P |
| 10527 | 50 MG/KG/DAY | FEMALE | NO OCULAR LESIONS - BILATERAL | P |
| 10529 | 50 MG/KG/DAY | FEMALE | NO OCULAR LESIONS - BILATERAL | P |

CODE: 1-SLIGHT, 2-MODERATE, 3-SEVERE, P-PRESENT, O.D.-RIGHT EYE, O.S.-LEFT EYE

TABLE A14 (UNSCHEDULED DEATHS)

PROJECT NO.:WIL-402023 A 90-DAY DERMAL STUDY UTILIZING CLARIFIED OILS IN RATS 

SPONSOR:AMERICAN PETROLEUM INDIVIDUAL ANIMAL CAUSE OF DEATH

BY CAUSE OF DEATH
MALES

| CAUSE OF DEATH | GROUP: 1 | 2 | 3 | 4 | 5 |
|---|---|---|---|---|---|
| MARROW, STERN | | | | | |
| DEPLETION | | | | | |
| | - | - | - | - | 10427m |
| | - | - | - | - | 10433m |
| | - | - | - | - | 10448m |
| | - | - | - | - | 10451m |
| MARROW, FEMUR | | | | | |
| DEPLETION | | | | | |
| | - | - | - | - | 10427m |
| | - | - | - | - | 10448m |
| | - | - | - | - | 10451m |
| | - | - | - | - | 10452m |
| HEART | | | | | |
| THROMBOSIS, ATRIAL | | | | | |
| | - | - | - | - | 10451m |
| THROMBOSIS, RIGHT VENTRICLE | | | | | |
| | - | - | - | - | 10427m |
| KIDNEYS | | | | | |
| NECROSIS, TUBULAR | | | | | |
| | - | - | - | - | 10433m |
| | - | - | - | - | 10448m |
| | - | - | - | - | 10452m |
| LIVER | | | | | |
| ATROPHY, HEPATOCELLULAR, CENTRILOBULAR | | | | | |
| | - | - | - | - | 10448m |

1- UNTREATED 2- 0 MG/KG/DAY 3- 5 MG/KG/DAY 4- 25 MG/KG/DAY 5- 50 MG/KG/DAY
m = ANIMAL HAS MULTIPLE CAUSES OF DEATH

TABLE A14 (UNSCHEDULED DEATHS)

PROJECT NO.:WIL-402023 A 90-DAY DERMAL STUDY UTILIZING CLARIFIED OILS IN RATS 

SPONSOR:AMERICAN PETROLEUM INDIVIDUAL ANIMAL CAUSE OF DEATH

BY CAUSE OF DEATH
FEMALES

| CAUSE OF DEATH | GROUP: 1 | 2 | 3 | 4 | 5 |
|---|---|---|---|---|---|
| MARROW, STERN | | | | | |
| DEPLETION | | | | | |
| | - | - | - | - | 10524m |
| MARROW, FEMUR | | | | | |
| DEPLETION | | | | | |
| | - | - | - | - | 10510m |
| | - | - | - | - | 10523m |
| | - | - | - | - | 10524m |
| HEART | | | | | |
| THROMBOSIS, ATRIAL | | | | | |
| | - | - | - | 10507 | 10523m |
| KIDNEYS | | | | | |
| NECROSIS, TUBULAR | | | | | |
| | - | - | - | - | 10510m |
| LIVER | | | | | |
| ATROPHY, HEPATOCELLULAR, CENTRILOBULAR | | | | | |
| | - | - | - | - | 10510m |

1- UNTREATED 2- 0 MG/KG/DAY 3- 5 MG/KG/DAY 4- 25 MG/KG/DAY 5- 50 MG/KG/DAY
m = ANIMAL HAS MULTIPLE CAUSES OF DEATH

PPCDv4.11
10/05/2011
R:10/05/2011

TABLE A15 (UNSCHEDULED DEATHS)

PROJECT NO.:WIL-402023 A 90-DAY DERMAL STUDY UTILIZING CLARIFIED OILS IN RATS 

SPONSOR:AMERICAN PETROLEUM INDIVIDUAL MACROSCOPIC AND MICROSCOPIC FINDINGS

ANIMAL NO. 10427 GROUP 5: 50 MG/KG/DAY MALE EUTH IN EXTREMIS 07/18/11 DATE OF DEATH: 07/18/11 STUDY DAY: 77

| | | | | GRADE |
|---|---|---|---|---|
| | GENERAL COMMENT | MICRO: | GROSS LESION NOT EXAMINED PER WIL SOP | P |
| FINAL BODY WT(G) 252. | ADRENAL CORTEX | MICRO: | VACUOLATION, CYTOPLASMIC | 3 |
| | | | NECROSIS | 1 |
| | MARROW, STERN | MICRO: | DEPLETION | 2 |
| | MARROW, FEMUR | MICRO: | DEPLETION | 3 |
| | CECUM | MICRO: | DILATATION, LUMEN | 2 |
| | COLON | MICRO: | DILATATION, LUMEN | 2 |
| | EPIDIDYMIDES | MICRO: | HYPOSPERMIA | 1 |
| | | | LUMINAL DEBRIS, CELLULAR | 1 |
| | HEART | MICRO: | THROMBOSIS, RIGHT VENTRICLE | 2 |
| | ILEUM | GROSS: | DISTENDED | P |
| | | | GAS FILLED | |
| | ^==> | ILEUM: | DILATATION, LUMEN | |
| | ILEUM | MICRO: | DILATATION, LUMEN | 2 |
| | KIDNEYS | MICRO: | NEPHROPATHY, CHRONIC PROGRESSIVE | 1 |
| | | | PIGMENT, BROWN | 2 |
| | LN, MANDIBULAR | MICRO: | ERYTHROCYTOSIS, SINUS | 1 |
| | | | DEPLETION, LYMPHOID | 1 |
| | LAC. GLAND EXOR | GROSS: | SMALL | P |
| | | | BILATERAL | |
| | ^==> LAC. GLAND EXOR: | | ATROPHY, ACINAR | |
| | LAC. GLAND EXOR | MICRO: | ATROPHY, ACINAR | 2 |
| | LIVER | MICRO: | ATROPHY, HEPATOCELLULAR, CENTRILOBULAR | 2 |
| | LN, MESENTERIC | MICRO: | ERYTHROCYTOSIS, SINUS | 1 |
| | | | DEPLETION, LYMPHOID | 2 |
| | LUNGS | GROSS: | PALE | P |
| | | | ALL LOBES | |
| | ^==> GROSS UNCONFIRMED | | | |
| | PITUITARY | MICRO: | VACUOLATION, PARS DISTALIS | 1 |
| | | | HEMORRHAGE | 1 |
| | RECTUM | MICRO: | DILATATION, LUMEN | 2 |
| | SKIN | GROSS: | MATTING, YELLOW | P |

ANIMAL NO. 10427 GROUP 5: 50 MG/KG/DAY MALE EUTH IN EXTREMIS 07/18/11 DATE OF DEATH: 07/18/11 STUDY DAY: 77

| | | | GRADE |
|---|---|---|---|
| | | UROGENITAL | |
| | ^==> GENERAL COMMENT: | GROSS LESION NOT EXAMINED PER WIL SOP | |
| | SKIN MICRO: | INFILTRATE, MONONUCLEAR | (1) |
| | SEMINAL VESICLES GROSS: | PALE | P |
| | | BILATERAL | |
| | ^==> GROSS UNCONFIRMED | | |
| | SEMINAL VESICLES GROSS: | SMALL | P |
| | | BILATERAL | |
| | ^==> SEMINAL VESICLES: | DECREASED SECRETION | |
| | SEMINAL VESICLES MICRO: | DECREASED SECRETION | 2 |
| | TESTES MICRO: | DEGENERATION, SEMINIFEROUS TUBULES | 2 |
| | THYROID GLANDS MICRO: | CYST, ULTIMOBRANCHIAL | P |
| | THYMUS GROSS: | SMALL | P |
| | ^==> THYMUS: | DEPLETION, LYMPHOID | |
| | THYMUS MICRO: | DEPLETION, LYMPHOID | 3 |
| | LN, AXILLARY MICRO: | DEPLETION, LYMPHOID | 2 |
| | | ONE MISSING NOT IN PLANE OF SECTION | |
| CAUSE OF DEATH: | MARROW, STERN MICRO: | DEPLETION | 2 |
| | MARROW, FEMUR MICRO: | DEPLETION | 3 |
| | HEART MICRO: | THROMBOSIS, RIGHT VENTRICLE | 2 |
| | NO SIGNIFICANT | | |
| | CHANGES OBSERVED GROSS: | ADRENAL GLANDS AORTA STERNUM FEMUR | |
| | | JOINT BRAIN CECUM COLON | |
| | | DUODENUM EPIDIDYMIDES ESOPHAGUS EYES | |
| | | NERVES, OPTIC HEART JEJUNUM KIDNEYS | |
| | | LN, MANDIBULAR LIVER LN, MESENTERIC NERVE, SCIATIC | |
| | | PANCREAS PITUITARY PROSTATE RECTUM | |
| | | SPINAL CORD SAL. GLAND MAND STOMACH SKELETAL MUSCLE | |
| | | SPLEEN TESTES THYROID GLANDS TRACHEA | |
| | | URINARY BLADDER LN, AXILLARY SKIN, TREATED SKIN, UNTREATED | |
| | MICRO: | ADRENAL MEDULLA AORTA STERNUM FEMUR | |

ANIMAL NO. 10427 GROUP 5: 50 MG/KG/DAY MALE EUTH IN EXTREMIS 07/18/11 DATE OF DEATH: 07/18/11 STUDY DAY: 77

| | | | GRADE |
|---|---|---|---|
| JOINT | BRAIN | DUODENUM | ESOPHAGUS |
| EYES | NERVES, OPTIC | JEJUNUM | LUNGS |
| NERVE, SCIATIC | PANCREAS | PROSTATE | SPINAL CORD |
| SAL. GLAND MAND | STOMACH, GLAN | STOMACH, NON | SKELETAL MUSCLE |
| SPLEEN | PARATHYROIDS | TRACHEA | URINARY BLADDER |
| SKIN, TREATED | SKIN, UNTREATED | | |

GROSS GRADE CODE: 1-SLIGHT, 2-MODERATE, 3-MARKED, P-PRESENT

MICRO GRADE CODE: 1-MINIMAL; 2-MILD; 3-MODERATE; 4-SEVERE; P-PRESENT
( )-FOCAL/SOLITARY, (( ))-MULTIFOCAL/MULTIPLE, NO PARENTHESES-NOT SPECIFIED
^==> INDICATES MICRO CONFIRMATION OF ABOVE GROSS FINDING

ANIMAL NO. 10433 GROUP 5: 50 MG/KG/DAY MALE EUTH IN EXTREMIS 07/08/11 DATE OF DEATH: 07/08/11 STUDY DAY: 67

| | | | | GRADE |
|---|---|---|---|---|
| | | ADRENAL CORTEX | MICRO: VACUOLATION, CYTOPLASMIC | 2 |
| FINAL BODY WT(G) | 284. | MARROW, STERN | MICRO: DEPLETION | 3 |
| | | BRAIN | GROSS: PALE | P |
| | | ^==> | GROSS UNCONFIRMED | |
| | | EPIDIDYMIDES | MICRO: HYPOSPERMIA | 1 |
| | | | LUMINAL DEBRIS, CELLULAR | 2 |
| | | KIDNEYS | MICRO: NEPHROPATHY, CHRONIC PROGRESSIVE | 1 |
| | | | NECROSIS, TUBULAR | 3 |
| | | LN, MANDIBULAR | MICRO: ERYTHROCYTOSIS, SINUS | 1 |
| | | | DEPLETION, LYMPHOID | 3 |
| | | LAC. GLAND EXOR | MICRO: ATROPHY, ACINAR | 2 |
| | | LIVER | MICRO: ATROPHY, HEPATOCELLULAR, CENTRILOBULAR | 2 |
| | | LN, MESENTERIC | MICRO: DEPLETION, LYMPHOID | 3 |
| | | LUNGS | GROSS: PALE | P |
| | | | ALL LOBES | |
| | | ^==> | GROSS UNCONFIRMED | |
| | | PANCREAS | GROSS: PALE | P |
| | | ^==> | GROSS UNCONFIRMED | |
| | | PANCREAS | MICRO: DECREASED ZYMOGEN GRANULES | 1 |
| | | SPLEEN | MICRO: DEPLETION, LYMPHOID | 2 |
| | | SEMINAL VESICLES | GROSS: PALE | P |
| | | | BILATERAL | |
| | | ^==> | GROSS UNCONFIRMED | |
| | | TESTES | MICRO: DEGENERATION, SEMINIFEROUS TUBULES | 2 |
| | | THYROID GLANDS | MICRO: CYST, ULTIMOBRANCHIAL | P |
| | | THYMUS | MICRO: DEPLETION, LYMPHOID | 3 |
| | CAUSE OF DEATH: | KIDNEYS | MICRO: NECROSIS, TUBULAR | 3 |
| | | MARROW, STERN | MICRO: DEPLETION | 3 |
| | | NO SIGNIFICANT | | |
| | | CHANGES OBSERVED | GROSS:ADRENAL GLANDS AORTA STERNUM FEMUR | |
| | | | JOINT CECUM COLON DUODENUM | |
| | | | EPIDIDYMIDES ESOPHAGUS EYES NERVES, OPTIC | |

ANIMAL NO. 10433 GROUP 5: 50 MG/KG/DAY MALE EUTH IN EXTREMIS 07/08/11 DATE OF DEATH: 07/08/11 STUDY DAY: 67

| | | | | GRADE |
|---|---|---|---|---|
| | HEART | ILEUM | JEJUNUM | KIDNEYS |
| | LN, MANDIBULAR | LAC. GLAND EXOR | LIVER | LN, MESENTERIC |
| | NERVE, SCIATIC | PITUITARY | PROSTATE | RECTUM |
| | SPINAL CORD | SAL. GLAND MAND | STOMACH | SKELETAL MUSCLE |
| | SKIN | SPLEEN | TESTES | THYROID GLANDS |
| | THYMUS | TRACHEA | URINARY BLADDER | LN, AXILLARY |
| | SKIN, TREATED | SKIN, UNTREATED | | |
| MICRO: | ADRENAL MEDULLA | AORTA | STERNUM | FEMUR |
| | MARROW, FEMUR | JOINT | BRAIN | CECUM |
| | COLON | DUODENUM | ESOPHAGUS | EYES |
| | NERVES, OPTIC | HEART | ILEUM | JEJUNUM |
| | LUNGS | NERVE, SCIATIC | PITUITARY | PROSTATE |
| | RECTUM | SPINAL CORD | SAL. GLAND MAND | STOMACH, GLAN |
| | STOMACH, NON | SKELETAL MUSCLE | SKIN | SEMINAL VESICLES |
| | PARATHYROIDS | TRACHEA | URINARY BLADDER | LN, AXILLARY |
| | SKIN, TREATED | SKIN, UNTREATED | | |

GROSS GRADE CODE: 1-SLIGHT, 2-MODERATE, 3-MARKED, P-PRESENT

MICRO GRADE CODE: 1-MINIMAL; 2-MILD; 3-MODERATE; 4-SEVERE; P-PRESENT
^==> INDICATES MICRO CONFIRMATION OF ABOVE GROSS FINDING

ANIMAL NO. 10448 GROUP 5: 50 MG/KG/DAY MALE FOUND DEAD 07/16/11 DATE OF DEATH: 07/16/11 STUDY DAY: 75

| | | | GRADE |
|---|---|---|---|
| | ADRENAL CORTEX | MICRO: VACUOLATION, CYTOPLASMIC | 3 |
| | MARROW, STERN | MICRO: DEPLETION | 1 |
| | MARROW, FEMUR | MICRO: DEPLETION | 2 |
| | EPIDIDYMIDES | MICRO: LUMINAL DEBRIS, CELLULAR | 1 |
| | HEART | MICRO: INFILTRATE, MONONUCLEAR | (1) |
| | KIDNEYS | MICRO: NEPHROPATHY, CHRONIC PROGRESSIVE | 1 |
| | | NECROSIS, TUBULAR | 2 |
| | LN, MANDIBULAR | MICRO: DEPLETION, LYMPHOID | 1 |
| | LAC. GLAND EXOR | MICRO: ATROPHY, ACINAR | 1 |
| | LIVER | MICRO: ATROPHY, HEPATOCELLULAR, CENTRILOBULAR | 3 |
| | LN, MESENTERIC | MICRO: DEPLETION, LYMPHOID | 1 |
| | LUNGS | GROSS: PALE | P |
| | | ALL LOBES | |
| | ^==> | GROSS UNCONFIRMED | |
| | PITUITARY | MICRO: VACUOLATION, PARS DISTALIS | 1 |
| | SPLEEN | MICRO: DEPLETION, LYMPHOID | 2 |
| | SEMINAL VESICLES | MICRO: DECREASED SECRETION | 3 |
| | THYROID GLANDS | MICRO: CYST, ULTIMOBRANCHIAL | P |
| | PARATHYROIDS | MICRO: NO SIGNIFICANT CHANGES OBSERVED | |
| | | ONE MISSING NOT IN PLANE OF SECTION | |
| | THYMUS | MICRO: DEPLETION, LYMPHOID | 3 |
| | LN, ILIAC | GROSS: DISCOLORATION, DARK RED | P |
| | | BILATERAL | |
| | ^==> | LN, ILIAC: ERYTHROCYTOSIS, SINUS | |
| | LN, ILIAC | MICRO: ERYTHROCYTOSIS, SINUS | 1 |
| CAUSE OF DEATH: | LIVER | MICRO: ATROPHY, HEPATOCELLULAR, CENTRILOBULAR | 3 |
| | KIDNEYS | MICRO: NECROSIS, TUBULAR | 2 |
| | MARROW, STERN | MICRO: DEPLETION | 1 |
| | MARROW, FEMUR | MICRO: DEPLETION | 2 |
| | NO SIGNIFICANT CHANGES OBSERVED | GROSS:ADRENAL GLANDS AORTA STERNUM FEMUR | |

ANIMAL NO. 10448 GROUP 5: 50 MG/KG/DAY MALE FOUND DEAD 07/16/11 DATE OF DEATH: 07/16/11 STUDY DAY: 75

GRADE

| | | | |
|---|---|---|---|
| JOINT | BRAIN | CECUM | COLON |
| DUODENUM | EPIDIDYMIDES | ESOPHAGUS | EYES |
| NERVES, OPTIC | HEART | ILEUM | JEJUNUM |
| KIDNEYS | LN, MANDIBULAR | LAC. GLAND EXOR | LIVER |
| LN, MESENTERIC | NERVE, SCIATIC | PANCREAS | PITUITARY |
| PROSTATE | RECTUM | SPINAL CORD | SAL. GLAND MAND |
| STOMACH | SKELETAL MUSCLE | SKIN | SPLEEN |
| SEMINAL VESICLES | TESTES | THYROID GLANDS | THYMUS |
| TRACHEA | URINARY BLADDER | LN, AXILLARY | SKIN, TREATED |
| SKIN, UNTREATED | | | |

MICRO:

| | | | |
|---|---|---|---|
| ADRENAL MEDULLA | AORTA | STERNUM | FEMUR |
| JOINT | BRAIN | CECUM | COLON |
| DUODENUM | ESOPHAGUS | EYES | ILEUM |
| JEJUNUM | LUNGS | NERVE, SCIATIC | PANCREAS |
| PROSTATE | RECTUM | SPINAL CORD | SAL. GLAND MAND |
| STOMACH, GLAN | STOMACH, NON | SKELETAL MUSCLE | SKIN |
| TESTES | PARATHYROIDS | TRACHEA | URINARY BLADDER |
| LN, AXILLARY | SKIN, TREATED | SKIN, UNTREATED | |

NOT PRESENT FOR EXAMINATION

MICRO:NERVES, OPTIC

GROSS GRADE CODE: 1-SLIGHT, 2-MODERATE, 3-MARKED, P-PRESENT

MICRO GRADE CODE: 1-MINIMAL; 2-MILD; 3-MODERATE; 4-SEVERE; P-PRESENT
( )-FOCAL/SOLITARY, (( ))-MULTIFOCAL/MULTIPLE, NO PARENTHESES-NOT SPECIFIED
^==> INDICATES MICRO CONFIRMATION OF ABOVE GROSS FINDING

ANIMAL NO. 10451 GROUP 5: 50 MG/KG/DAY MALE FOUND DEAD 06/23/11 DATE OF DEATH: 06/23/11 STUDY DAY: 52

| | | | | GRADE |
|---|---|---|---|---|
| | | GENERAL COMMENT | MICRO: GROSS LESION NOT EXAMINED PER WIL SOP | P |
| FINAL BODY WT(G) | 362. | ADRENAL CORTEX | MICRO: ANGIECTASIS | 1 |
| | | MARROW, STERN | MICRO: DEPLETION | 2 |
| | | MARROW, FEMUR | MICRO: DEPLETION | 3 |
| | | CECUM | MICRO: DILATATION, LUMEN | 1 |
| | | HEART | MICRO: THROMBOSIS, ATRIAL | 2 |
| | | KIDNEYS | GROSS: AREA(S), DEPRESSED | P |
| | | | FEW, PINPOINT, IN CORTEX, BILATERAL | |
| | | ^==> | GROSS UNCONFIRMED | |
| | | KIDNEYS | MICRO: PIGMENT, BROWN | 2 |
| | | LN, MANDIBULAR | MICRO: ERYTHROCYTOSIS, SINUS | 1 |
| | | LIVER | GROSS: SWOLLEN | P |
| | | | ALL LOBES | |
| | | ^==> | GROSS UNCONFIRMED | |
| | | LIVER | GROSS: ROUGH SURFACE | P |
| | | | ALL LOBES | |
| | | ^==> | LIVER: ATROPHY, HEPATOCELLULAR, CENTRILOBULAR | |
| | | LIVER | MICRO: INFILTRATE, MONONUCLEAR | 1 |
| | | | ATROPHY, HEPATOCELLULAR, CENTRILOBULAR | 3 |
| | | LN, MESENTERIC | MICRO: ERYTHROCYTOSIS, SINUS | 1 |
| | | | DEPLETION, LYMPHOID | 3 |
| | | PANCREAS | GROSS: PALE | P |
| | | ^==> | GROSS UNCONFIRMED | |
| | | PANCREAS | MICRO: INFILTRATE, MONONUCLEAR | 1 |
| | | PITUITARY | MICRO: VACUOLATION, PARS DISTALIS | 2 |
| | | SKIN | GROSS: MATTING, RED | P |
| | | | NASAL | |
| | | ^==> | GENERAL COMMENT: GROSS LESION NOT EXAMINED PER WIL SOP | |
| | | SKIN | GROSS: EDEMATOUS | P |
| | | | GENERALIZED | |
| | | ^==> | SKIN: EDEMA | |
| | | SKIN | MICRO: INFILTRATE, MONONUCLEAR | (1) |

ANIMAL NO. 10451 GROUP 5: 50 MG/KG/DAY MALE FOUND DEAD 06/23/11 DATE OF DEATH: 06/23/11 STUDY DAY: 52

| | | | GRADE |
|---|---|---|---|
| | | EDEMA | 1 |
| | SPLEEN | MICRO: DEPLETION, LYMPHOID | 2 |
| | THYROID GLANDS | MICRO: CYST, ULTIMOBRANCHIAL | P |
| | THYMUS | GROSS: EDEMATOUS | P |
| | ^==> | THYMUS: DEPLETION, LYMPHOID | |
| | THYMUS | GROSS: SMALL | P |
| | ^==> | THYMUS: DEPLETION, LYMPHOID | |
| | THYMUS | MICRO: DEPLETION, LYMPHOID | 3 |
| | LN, AXILLARY | GROSS: ENLARGED | P |
| | | LEFT | |
| | ^==> | GROSS UNCONFIRMED | |
| | LN, AXILLARY | GROSS: DISCOLORATION, DARK RED | P |
| | | BILATERAL | |
| | ^==> | LN, AXILLARY: ERYTHROCYTOSIS, SINUS | |
| | LN, AXILLARY | MICRO: ERYTHROCYTOSIS, SINUS | 1 |
| | | DEPLETION, LYMPHOID | 3 |
| | SKIN, TREATED | GROSS: DISCOLORATION, YELLOW | P |
| | ^==> | GROSS UNCONFIRMED | |
| | CAVITY, THORACIC | GROSS: CONTENTS, RED FLUID | P |
| | | APPROXIMATELY 10.0 ML | |
| | ^==> | GENERAL COMMENT: GROSS LESION NOT EXAMINED PER WIL SOP | |
| | LN, ILIAC | GROSS: ENLARGED | P |
| | | BILATERAL | |
| | ^==> | GROSS UNCONFIRMED | |
| | LN, ILIAC | GROSS: DISCOLORATION, DARK RED | P |
| | | BILATERAL | |
| | ^==> | LN, ILIAC: ERYTHROCYTOSIS, SINUS | |
| | LN, ILIAC | MICRO: ERYTHROCYTOSIS, SINUS | 1 |
| CAUSE OF DEATH: | HEART | MICRO: THROMBOSIS, ATRIAL | 2 |
| | MARROW, STERN | MICRO: DEPLETION | 2 |
| | MARROW, FEMUR | MICRO: DEPLETION | 3 |
| | NO SIGNIFICANT | | |

ANIMAL NO. 10451 GROUP 5: 50 MG/KG/DAY MALE FOUND DEAD 06/23/11 DATE OF DEATH: 06/23/11 STUDY DAY: 52

| CHANGES OBSERVED | | | | | GRADE |
|---|---|---|---|---|---|
| GROSS: | ADRENAL GLANDS | AORTA | STERNUM | FEMUR | |
| | JOINT | BRAIN | CECUM | COLON | |
| | DUODENUM | EPIDIDYMIDES | ESOPHAGUS | EYES | |
| | NERVES, OPTIC | HEART | ILEUM | JEJUNUM | |
| | LN, MANDIBULAR | LAC. GLAND EXOR | LN, MESENTERIC | LUNGS | |
| | NERVE, SCIATIC | PITUITARY | PROSTATE | RECTUM | |
| | SPINAL CORD | SAL. GLAND MAND | STOMACH | SKELETAL MUSCLE | |
| | SPLEEN | SEMINAL VESICLES | TESTES | THYROID GLANDS | |
| | TRACHEA | URINARY BLADDER | SKIN, UNTREATED | | |
| MICRO: | ADRENAL MEDULLA | AORTA | STERNUM | FEMUR | |
| | JOINT | BRAIN | COLON | DUODENUM | |
| | EPIDIDYMIDES | ESOPHAGUS | EYES | NERVES, OPTIC | |
| | ILEUM | JEJUNUM | LAC. GLAND EXOR | LUNGS | |
| | NERVE, SCIATIC | PROSTATE | RECTUM | SPINAL CORD | |
| | SAL. GLAND MAND | STOMACH, GLAN | STOMACH, NON | SKELETAL MUSCLE | |
| | SEMINAL VESICLES | TESTES | PARATHYROIDS | TRACHEA | |
| | URINARY BLADDER | SKIN, TREATED | SKIN, UNTREATED | | |

GROSS GRADE CODE: 1-SLIGHT, 2-MODERATE, 3-MARKED, P-PRESENT

MICRO GRADE CODE: 1-MINIMAL; 2-MILD; 3-MODERATE; 4-SEVERE; P-PRESENT
( )-FOCAL/SOLITARY, (( ))-MULTIFOCAL/MULTIPLE, NO PARENTHESES-NOT SPECIFIED
^==> INDICATES MICRO CONFIRMATION OF ABOVE GROSS FINDING

ANIMAL NO. 10452 GROUP 5: 50 MG/KG/DAY MALE EUTH IN EXTREMIS 06/23/11 DATE OF DEATH: 06/23/11 STUDY DAY: 52

| | | | | GRADE |
|---|---|---|---|---|
| | | ADRENAL CORTEX | MICRO: VACUOLATION, CYTOPLASMIC | 3 |
| FINAL BODY WT(G) | 219. | MARROW, FEMUR | MICRO: DEPLETION | 3 |
| | | CECUM | MICRO: DILATATION, LUMEN | 1 |
| | | EPIDIDYMIDES | MICRO: HYPOSPERMIA | 1 |
| | | | LUMINAL DEBRIS, CELLULAR | 1 |
| | | NERVES, OPTIC | MICRO: NO SIGNIFICANT CHANGES OBSERVED | |
| | | | ONE MISSING, NOT IN PLANE OF SECTION | |
| | | KIDNEYS | MICRO: NEPHROPATHY, CHRONIC PROGRESSIVE | 1 |
| | | | PIGMENT, BROWN | 1 |
| | | | NECROSIS, TUBULAR | 1 |
| | | LN, MANDIBULAR | MICRO: DEPLETION, LYMPHOID | 2 |
| | | | ONE MISSING NOT IN PLANE OF SECTION | |
| | | LAC. GLAND EXOR | MICRO: ATROPHY, ACINAR | 2 |
| | | LIVER | MICRO: ATROPHY, HEPATOCELLULAR, CENTRILOBULAR | 2 |
| | | PITUITARY | MICRO: VACUOLATION, PARS DISTALIS | 2 |
| | | PROSTATE | MICRO: INFLAMMATION, SUPPURATIVE | 3 |
| | | SPLEEN | MICRO: DEPLETION, LYMPHOID | 2 |
| | | TESTES | MICRO: DEGENERATION, SEMINIFEROUS TUBULES | 1 |
| | | | HYPOSPERMATOGENESIS | 2 |
| | | THYROID GLANDS | MICRO: CYST, ULTIMOBRANCHIAL | P |
| | | THYMUS | GROSS: SMALL | P |
| | | ^==> | THYMUS: DEPLETION, LYMPHOID | |
| | | THYMUS | MICRO: DEPLETION, LYMPHOID | 2 |
| | | LN, AXILLARY | MICRO: DEPLETION, LYMPHOID | 1 |
| | | PENIS | GROSS: PROLAPSED | P |
| | | | CEO PROLAPSED | |
| | | ^==> | GROSS UNCONFIRMED | |
| | CAUSE OF DEATH: | KIDNEYS | MICRO: NECROSIS, TUBULAR | 1 |
| | | MARROW, FEMUR | MICRO: DEPLETION | 3 |
| | | NO SIGNIFICANT | | |

ANIMAL NO. 10452 GROUP 5: 50 MG/KG/DAY MALE EUTH IN EXTREMIS 06/23/11 DATE OF DEATH: 06/23/11 STUDY DAY: 52

| | | | | | GRADE |
|---|---|---|---|---|---|
| CHANGES OBSERVED | GROSS: | ADRENAL GLANDS | AORTA | STERNUM | FEMUR |
| | | JOINT | BRAIN | CECUM | COLON |
| | | DUODENUM | EPIDIDYMIDES | ESOPHAGUS | EYES |
| | | NERVES, OPTIC | HEART | ILEUM | JEJUNUM |
| | | KIDNEYS | LN, MANDIBULAR | LAC. GLAND EXOR | LIVER |
| | | LN, MESENTERIC | LUNGS | NERVE, SCIATIC | PANCREAS |
| | | PITUITARY | PROSTATE | RECTUM | SPINAL CORD |
| | | SAL. GLAND MAND | STOMACH | SKELETAL MUSCLE | SKIN |
| | | SPLEEN | SEMINAL VESICLES | TESTES | THYROID GLANDS |
| | | TRACHEA | URINARY BLADDER | LN, AXILLARY | SKIN, TREATED |
| | | SKIN, UNTREATED | | | |
| | MICRO: | ADRENAL MEDULLA | AORTA | STERNUM | MARROW, STERN |
| | | FEMUR | JOINT | BRAIN | COLON |
| | | DUODENUM | ESOPHAGUS | EYES | NERVES, OPTIC |
| | | HEART | ILEUM | JEJUNUM | LN, MESENTERIC |
| | | LUNGS | NERVE, SCIATIC | PANCREAS | RECTUM |
| | | SPINAL CORD | SAL. GLAND MAND | STOMACH, GLAN | STOMACH, NON |
| | | SKELETAL MUSCLE | SKIN | SEMINAL VESICLES | TRACHEA |
| | | URINARY BLADDER | SKIN, TREATED | SKIN, UNTREATED | PENIS |
| NOT PRESENT FOR EXAMINATION | | | | | |
| | MICRO: | PARATHYROIDS | | | |

GROSS GRADE CODE: 1-SLIGHT, 2-MODERATE, 3-MARKED, P-PRESENT

MICRO GRADE CODE: 1-MINIMAL; 2-MILD; 3-MODERATE; 4-SEVERE; P-PRESENT
^==> INDICATES MICRO CONFIRMATION OF ABOVE GROSS FINDING

ANIMAL NO. 10507 GROUP 4: 25 MG/KG/DAY FEMALE EUTH IN EXTREMIS 06/30/11 DATE OF DEATH: 06/30/11 STUDY DAY: 59

| | | | GRADE |
|---|---|---|---|
| | ADRENAL CORTEX | MICRO: VACUOLATION, CYTOPLASMIC WITH HEMORRHAGE | 3 |
| FINAL BODY WT(G) 209. | | | |
| | ADRENAL MEDULLA | MICRO: NO SIGNIFICANT CHANGES OBSERVED ONE MISSING, NOT IN PLANE OF SECTION | |
| | MARROW, STERN | MICRO: DEPLETION | 1 |
| | HEART | MICRO: THROMBOSIS, ATRIAL | 2 |
| | KIDNEYS | MICRO: BASOPHILIC TUBULES | 1 |
| | | MINERALIZATION | 1 |
| | | PIGMENT, BROWN IN PROXIMAL RENAL TUBULES | 2 |
| | LN, MANDIBULAR | MICRO: ERYTHROCYTOSIS, SINUS | 1 |
| | LAC. GLAND EXOR | MICRO: VACUOLATION, CYTOPLASMIC | (1) |
| | LIVER | MICRO: INFILTRATE, MONONUCLEAR | 1 |
| | | ATROPHY, HEPATOCELLULAR, CENTRILOBULAR | 3 |
| | LUNGS | GROSS: PALE ALL LOBES | P |
| | ^==> | GROSS UNCONFIRMED | |
| | SKIN | GROSS: EDEMATOUS VENTRAL THORACIC | P |
| | ^==> | GROSS UNCONFIRMED | |
| | SPLEEN | MICRO: DEPLETION, LYMPHOID | 1 |
| | THYMUS | MICRO: HEMORRHAGE | 1 |
| | | DEPLETION, LYMPHOID | 2 |
| | TRACHEA | MICRO: DILATATION, GLANDULAR | 1 |
| | UTERUS | MICRO: ATROPHY | 3 |
| | VAGINA | MICRO: ESTROUS CYCLE: DIESTRUS | P |
| | LN, AXILLARY | MICRO: ERYTHROCYTOSIS, SINUS | 1 |
| CAUSE OF DEATH: | HEART | MICRO: THROMBOSIS, ATRIAL | 2 |
| | NO SIGNIFICANT | | |

ANIMAL NO. 10507 GROUP 4: 25 MG/KG/DAY FEMALE EUTH IN EXTREMIS 06/30/11 DATE OF DEATH: 06/30/11 STUDY DAY: 59

| | | | | | GRADE |
|---|---|---|---|---|---|
| CHANGES OBSERVED | GROSS: | ADRENAL GLANDS | AORTA | STERNUM | FEMUR |
| | | JOINT | BRAIN | CECUM | COLON |
| | | DUODENUM | ESOPHAGUS | EYES | NERVES, OPTIC |
| | | HEART | ILEUM | JEJUNUM | KIDNEYS |
| | | LN, MANDIBULAR | LAC. GLAND EXOR | LIVER | LN, MESENTERIC |
| | | MAMMARY GLAND | NERVE, SCIATIC | OVIDUCTS | OVARIES |
| | | PANCREAS | PITUITARY | RECTUM | SPINAL CORD |
| | | SAL. GLAND MAND | STOMACH | SKELETAL MUSCLE | SPLEEN |
| | | THYROID GLANDS | THYMUS | TRACHEA | URINARY BLADDER |
| | | UTERUS | VAGINA | CERVIX | LN, AXILLARY |
| | | SKIN, TREATED | SKIN, UNTREATED | | |
| | MICRO: | ADRENAL MEDULLA | AORTA | STERNUM | FEMUR |
| | | MARROW, FEMUR | JOINT | BRAIN | CECUM |
| | | COLON | DUODENUM | ESOPHAGUS | EYES |
| | | NERVES, OPTIC | ILEUM | JEJUNUM | LN, MESENTERIC |
| | | LUNGS | MAMMARY GLAND | NERVE, SCIATIC | OVIDUCTS |
| | | PANCREAS | PITUITARY | RECTUM | SPINAL CORD |
| | | SAL. GLAND MAND | STOMACH, GLAN | STOMACH, NON | SKELETAL MUSCLE |
| | | SKIN | THYROID GLANDS | PARATHYROIDS | URINARY BLADDER |
| | | CERVIX | SKIN, TREATED | SKIN, UNTREATED | |
| NOT PRESENT FOR EXAMINATION | | | | | |
| | MICRO: | OVARIES | | | |

GROSS GRADE CODE: 1-SLIGHT, 2-MODERATE, 3-MARKED, P-PRESENT

MICRO GRADE CODE: 1-MINIMAL; 2-MILD; 3-MODERATE; 4-SEVERE; P-PRESENT
( )-FOCAL/SOLITARY, (( ))-MULTIFOCAL/MULTIPLE, NO PARENTHESES-NOT SPECIFIED
^==> INDICATES MICRO CONFIRMATION OF ABOVE GROSS FINDING

ANIMAL NO. 10510 GROUP 5: 50 MG/KG/DAY FEMALE EUTH IN EXTREMIS 07/27/11 DATE OF DEATH: 07/27/11 STUDY DAY: 86

| | | | | GRADE |
|---|---|---|---|---|
| | | ADRENAL CORTEX | MICRO: VACUOLATION, CYTOPLASMIC | 3 |
| FINAL BODY WT(G) | 183. | MARROW, STERN | MICRO: DEPLETION | 2 |
| | | MARROW, FEMUR | MICRO: DEPLETION | 3 |
| | | COLON | MICRO: EROSION<br>WITH HEMORRHAGE | 2 |
| | | HEART | MICRO: THROMBOSIS, ATRIAL | 2 |
| | | KIDNEYS | MICRO: NECROSIS, TUBULAR | 1 |
| | | LN, MANDIBULAR | MICRO: DEPLETION, LYMPHOID | 2 |
| | | LAC. GLAND EXOR | MICRO: ATROPHY, ACINAR | 1 |
| | | LIVER | GROSS: PALE<br>ALL LOBES | P |
| | | ^==> | GROSS UNCONFIRMED | |
| | | LIVER | MICRO: ATROPHY, HEPATOCELLULAR, CENTRILOBULAR | 3 |
| | | LN, MESENTERIC | MICRO: DEPLETION, LYMPHOID | 3 |
| | | LUNGS | GROSS: PALE<br>ALL LOBES | P |
| | | ^==> | GROSS UNCONFIRMED | |
| | | PANCREAS | GROSS: PALE | P |
| | | ^==> | GROSS UNCONFIRMED | |
| | | SPLEEN | MICRO: DEPLETION, LYMPHOID | 3 |
| | | PEYER'S PATCHES | MICRO: DEPLETION, LYMPHOID<br>EXAMINED IN ILEUM SECTION | 2 |
| | | THYROID GLANDS | MICRO: CYST, ULTIMOBRANCHIAL | P |
| | | PARATHYROIDS | MICRO: NO SIGNIFICANT CHANGES OBSERVED<br>ONE MISSING NOT IN PLANE OF SECTION | |
| | | THYMUS | MICRO: DEPLETION, LYMPHOID | 3 |
| | | VAGINA | MICRO: ESTROUS CYCLE: PROESTRUS | P |
| | CAUSE OF DEATH: | LIVER | MICRO: ATROPHY, HEPATOCELLULAR, CENTRILOBULAR | 3 |
| | | KIDNEYS | MICRO: NECROSIS, TUBULAR | 1 |
| | | MARROW, FEMUR | MICRO: DEPLETION | 3 |
| | | NO SIGNIFICANT | | |

ANIMAL NO. 10510 GROUP 5: 50 MG/KG/DAY FEMALE EUTH IN EXTREMIS 07/27/11 DATE OF DEATH: 07/27/11 STUDY DAY: 86

| | | | | | GRADE |
|---|---|---|---|---|---|
| CHANGES OBSERVED | GROSS: | ADRENAL GLANDS | AORTA | STERNUM | FEMUR |
| | | JOINT | BRAIN | CECUM | COLON |
| | | DUODENUM | ESOPHAGUS | EYES | NERVES, OPTIC |
| | | HEART | ILEUM | JEJUNUM | KIDNEYS |
| | | LN, MANDIBULAR | LAC. GLAND EXOR | LN, MESENTERIC | MAMMARY GLAND |
| | | NERVE, SCIATIC | OVIDUCTS | OVARIES | PITUITARY |
| | | RECTUM | SPINAL CORD | SAL. GLAND MAND | STOMACH |
| | | SKELETAL MUSCLE | SKIN | SPLEEN | THYROID GLANDS |
| | | THYMUS | TRACHEA | URINARY BLADDER | UTERUS |
| | | VAGINA | CERVIX | LN, AXILLARY | SKIN, TREATED |
| | | SKIN, UNTREATED | | | |
| | MICRO: | ADRENAL MEDULLA | AORTA | STERNUM | FEMUR |
| | | JOINT | BRAIN | CECUM | DUODENUM |
| | | ESOPHAGUS | EYES | NERVES, OPTIC | ILEUM |
| | | JEJUNUM | LUNGS | MAMMARY GLAND | NERVE, SCIATIC |
| | | OVIDUCTS | OVARIES | PANCREAS | PITUITARY |
| | | RECTUM | SPINAL CORD | SAL. GLAND MAND | STOMACH, GLAN |
| | | STOMACH, NON | SKELETAL MUSCLE | SKIN | PARATHYROIDS |
| | | TRACHEA | URINARY BLADDER | UTERUS | CERVIX |
| | | SKIN, TREATED | SKIN, UNTREATED | | |
| NOT PRESENT FOR EXAMINATION | | | | | |
| | MICRO: | LN, AXILLARY | | | |

GROSS GRADE CODE: 1-SLIGHT, 2-MODERATE, 3-MARKED, P-PRESENT

MICRO GRADE CODE: 1-MINIMAL; 2-MILD; 3-MODERATE; 4-SEVERE; P-PRESENT
^==> INDICATES MICRO CONFIRMATION OF ABOVE GROSS FINDING

ANIMAL NO. 10523 GROUP 5: 50 MG/KG/DAY FEMALE EUTH IN EXTREMIS 06/28/11 DATE OF DEATH: 06/28/11 STUDY DAY: 57

| | | | | GRADE |
|---|---|---|---|---|
| | ADRENAL CORTEX | MICRO: | VACUOLATION, CYTOPLASMIC | 3 |
| FINAL BODY WT(G) 201. | | | NECROSIS | 1 |
| | | | WITH HEMORRHAGE | |
| | MARROW, STERN | MICRO: | DEPLETION | 2 |
| | MARROW, FEMUR | MICRO: | DEPLETION | 3 |
| | HEART | MICRO: | THROMBOSIS, ATRIAL | 2 |
| | KIDNEYS | MICRO: | NEPHROPATHY, CHRONIC PROGRESSIVE | 3 |
| | | | MINERALIZATION | 1 |
| | | | PIGMENT, BROWN | 1 |
| | | | IN PROXIMAL RENAL TUBULES | |
| | LIVER | GROSS: | ROUGH SURFACE | P |
| | | | ALL LOBES | |
| | ^==> | LIVER: | ATROPHY, HEPATOCELLULAR, CENTRILOBULAR | |
| | LIVER | GROSS: | MOTTLED | P |
| | | | ALL LOBES | |
| | ^==> | LIVER: | ATROPHY, HEPATOCELLULAR, CENTRILOBULAR | |
| | LIVER | MICRO: | ATROPHY, HEPATOCELLULAR, CENTRILOBULAR | 3 |
| | LN, MESENTERIC | MICRO: | DEPLETION, LYMPHOID | 2 |
| | OVARIES | MICRO: | DECREASED CORPORA LUTEA | 2 |
| | | | ATRETIC FOLLICLES, INCREASED | 2 |
| | SPLEEN | MICRO: | DEPLETION, LYMPHOID | 2 |
| | THYMUS | GROSS: | EDEMATOUS | P |
| | ^==> | GROSS | UNCONFIRMED | |
| | THYMUS | MICRO: | HEMORRHAGE | 1 |
| | | | DEPLETION, LYMPHOID | 3 |
| | UTERUS | MICRO: | ATROPHY | 2 |
| | VAGINA | MICRO: | ESTROUS CYCLE: DIESTRUS | P |
| | LN, AXILLARY | MICRO: | ERYTHROCYTOSIS, SINUS | 1 |
| | SKIN, TREATED | MICRO: | HYPERPLASIA, EPIDERMIS | (1) |
| CAUSE OF DEATH: | HEART | MICRO: | THROMBOSIS, ATRIAL | 2 |
| | MARROW, FEMUR | MICRO: | DEPLETION | 3 |
| | NO SIGNIFICANT | | | |

ANIMAL NO. 10523 GROUP 5: 50 MG/KG/DAY FEMALE EUTH IN EXTREMIS 06/28/11 DATE OF DEATH: 06/28/11 STUDY DAY: 57

| CHANGES OBSERVED | | | | GRADE |
|---|---|---|---|---|
| GROSS: | ADRENAL GLANDS | AORTA | STERNUM | FEMUR |
| | JOINT | BRAIN | CECUM | COLON |
| | DUODENUM | ESOPHAGUS | EYES | NERVES, OPTIC |
| | HEART | ILEUM | JEJUNUM | KIDNEYS |
| | LN, MANDIBULAR | LAC. GLAND EXOR | LN, MESENTERIC | LUNGS |
| | MAMMARY GLAND | NERVE, SCIATIC | OVIDUCTS | OVARIES |
| | PANCREAS | PITUITARY | RECTUM | SPINAL CORD |
| | SAL. GLAND MAND | STOMACH | SKELETAL MUSCLE | SKIN |
| | SPLEEN | THYROID GLANDS | TRACHEA | URINARY BLADDER |
| | UTERUS | VAGINA | CERVIX | LN, AXILLARY |
| | SKIN, TREATED | SKIN, UNTREATED | | |
| MICRO: | ADRENAL MEDULLA | AORTA | STERNUM | FEMUR |
| | JOINT | BRAIN | CECUM | COLON |
| | DUODENUM | ESOPHAGUS | EYES | NERVES, OPTIC |
| | ILEUM | JEJUNUM | LN, MANDIBULAR | LAC. GLAND EXOR |
| | LUNGS | MAMMARY GLAND | NERVE, SCIATIC | OVIDUCTS |
| | PANCREAS | PITUITARY | RECTUM | SPINAL CORD |
| | SAL. GLAND MAND | STOMACH, GLAN | STOMACH, NON | SKELETAL MUSCLE |
| | SKIN | THYROID GLANDS | PARATHYROIDS | TRACHEA |
| | URINARY BLADDER | CERVIX | SKIN, UNTREATED | |

GROSS GRADE CODE: 1-SLIGHT, 2-MODERATE, 3-MARKED, P-PRESENT

MICRO GRADE CODE: 1-MINIMAL; 2-MILD; 3-MODERATE; 4-SEVERE; P-PRESENT
( )-FOCAL/SOLITARY, (( ))-MULTIFOCAL/MULTIPLE, NO PARENTHESES-NOT SPECIFIED
^==> INDICATES MICRO CONFIRMATION OF ABOVE GROSS FINDING

ANIMAL NO. 10524 GROUP 5: 50 MG/KG/DAY FEMALE EUTH IN EXTREMIS 07/11/11 DATE OF DEATH: 07/11/11 STUDY DAY: 70

| | | | | GRADE |
|---|---|---|---|---|
| | ADRENAL CORTEX | MICRO: | VACUOLATION, CYTOPLASMIC | 3 |
| FINAL BODY WT(G) 172. | MARROW, STERN | MICRO: | DEPLETION | 3 |
| | MARROW, FEMUR | MICRO: | DEPLETION | 4 |
| | DUODENUM | GROSS: | AREA(S), DARK RED | P |
| | | | FEW, IRREGULARLY SHAPED | |
| | ^==> | GROSS | UNCONFIRMED | |
| | KIDNEYS | MICRO: | PIGMENT, BROWN | 1 |
| | | | IN PROXIMAL RENAL TUBULES | |
| | | | NECROSIS, TUBULAR | 1 |
| | LN, MANDIBULAR | MICRO: | ERYTHROCYTOSIS, SINUS | 1 |
| | LAC. GLAND EXOR | MICRO: | ATROPHY, ACINAR | 1 |
| | LIVER | MICRO: | ATROPHY, HEPATOCELLULAR, CENTRILOBULAR | 3 |
| | | | VACUOLATION, HEPATOCELLULAR | 1 |
| | LN, MESENTERIC | MICRO: | DEPLETION, LYMPHOID | 3 |
| | OVARIES | MICRO: | DECREASED CORPORA LUTEA | 2 |
| | | | ATRETIC FOLLICLES, INCREASED | 2 |
| | RECTUM | MICRO: | INFLAMMATION, SUBACUTE | 2 |
| | | | ADJACENT TO CLITORAL GLAND | |
| | SAL. GLAND MAND | MICRO: | ATROPHY, ACINAR | 2 |
| | SPLEEN | MICRO: | DEPLETION, LYMPHOID | 2 |
| | PEYER'S PATCHES | MICRO: | DEPLETION, LYMPHOID | 1 |
| | | | EXAMINED IN ILEUM SECTION | |
| | THYROID GLANDS | MICRO: | CYST, ULTIMOBRANCHIAL | P |
| | PARATHYROIDS | MICRO: | NO SIGNIFICANT CHANGES OBSERVED | |
| | | | ONE MISSING NOT IN PLANE OF SECTION | |
| | THYMUS | GROSS: | SMALL | P |
| | ^==> | THYMUS: | DEPLETION, LYMPHOID | |
| | THYMUS | MICRO: | DEPLETION, LYMPHOID | 3 |

ANIMAL NO. 10524 GROUP 5: 50 MG/KG/DAY FEMALE EUTH IN EXTREMIS 07/11/11 DATE OF DEATH: 07/11/11 STUDY DAY: 70

| | | | GRADE |
|---|---|---|---|
| | UTERUS | MICRO: ATROPHY | 2 |
| | VAGINA | MICRO: ESTROUS CYCLE: DIESTRUS | P |
| | BONE | GROSS: BONE MARROW- THICKENED | P |
| | ^==> | GROSS UNCONFIRMED | |
| CAUSE OF DEATH: | MARROW, STERN | MICRO: DEPLETION | 3 |
| | MARROW, FEMUR | MICRO: DEPLETION | 4 |
| | NO SIGNIFICANT CHANGES OBSERVED | | |

GROSS:

| | | | |
|---|---|---|---|
| ADRENAL GLANDS | AORTA | STERNUM | FEMUR |
| JOINT | BRAIN | CECUM | COLON |
| ESOPHAGUS | EYES | NERVES, OPTIC | HEART |
| ILEUM | JEJUNUM | KIDNEYS | LN, MANDIBULAR |
| LAC. GLAND EXOR | LIVER | LN, MESENTERIC | LUNGS |
| MAMMARY GLAND | NERVE, SCIATIC | OVIDUCTS | OVARIES |
| PANCREAS | PITUITARY | RECTUM | SPINAL CORD |
| SAL. GLAND MAND | STOMACH | SKELETAL MUSCLE | SKIN |
| SPLEEN | THYROID GLANDS | TRACHEA | URINARY BLADDER |
| UTERUS | VAGINA | CERVIX | LN, AXILLARY |
| SKIN, TREATED | SKIN, UNTREATED | | |

MICRO:

| | | | |
|---|---|---|---|
| ADRENAL MEDULLA | AORTA | STERNUM | FEMUR |
| JOINT | BRAIN | CECUM | COLON |
| DUODENUM | ESOPHAGUS | EYES | NERVES, OPTIC |
| HEART | ILEUM | JEJUNUM | LUNGS |
| MAMMARY GLAND | NERVE, SCIATIC | OVIDUCTS | PANCREAS |
| PITUITARY | SPINAL CORD | STOMACH, GLAN | STOMACH, NON |
| SKELETAL MUSCLE | SKIN | PARATHYROIDS | TRACHEA |
| URINARY BLADDER | CERVIX | LN, AXILLARY | SKIN, TREATED |
| SKIN, UNTREATED | | | |

NOT PRESENT FOR EXAMINATION

MICRO:BONE

GROSS GRADE CODE: 1-SLIGHT, 2-MODERATE, 3-MARKED, P-PRESENT

MICRO GRADE CODE: 1-MINIMAL; 2-MILD; 3-MODERATE; 4-SEVERE; P-PRESENT
^==> INDICATES MICRO CONFIRMATION OF ABOVE GROSS FINDING

ANIMAL NO. 10419 GROUP 1: UNTREATED MALE SCHEDULED EUTH 07/30/11 DATE OF DEATH: 07/30/11 STUDY DAY: 89

| ORGAN WEIGHT | ABS.(G) | REL. |
|---|---|---|
| BRAIN | 2.20 | 0.447 |
| LIVER | 12.86 | 2.614 |
| KIDNEYS | 3.27 | 0.665 |
| SPLEEN | 0.88 | 0.179 |
| HEART | 2.49 | 0.506 |
| TESTES | 3.55 | 0.722 |
| EPIDIDYMIDES | 1.47 | 0.299 |
| PROSTATE | 1.62 | 0.329 |
| THYMUS | 0.2244 | 0.046 |
| ADRENAL GLANDS | 0.0723 | 0.015 |
| PITUITARY | 0.0180 | 0.004 |
| THYROIDS/PARATHY | 0.0227 | 0.005 |
| FINAL BODY WT(G) | 492. | |

| | | | GRADE |
|---|---|---|---|
| NERVES, OPTIC | MICRO: | NO SIGNIFICANT CHANGES OBSERVED<br>ONE MISSING, NOT IN PLANE OF SECTION | |
| HEART | MICRO: | CARDIOMYOPATHY | 1 |
| KIDNEYS | MICRO: | NEPHROPATHY, CHRONIC PROGRESSIVE | 1 |
| LN, MANDIBULAR | GROSS: | ENLARGED<br>BILATERAL | P |
| ^==> LN, MANDIBULAR: | | PLASMACYTOSIS | |
| LN, MANDIBULAR | MICRO: | PLASMACYTOSIS | 1 |
| LIVER | MICRO: | INFILTRATE, MONONUCLEAR | 1 |
| PITUITARY | MICRO: | VACUOLATION, PARS DISTALIS | 1 |
| STOMACH, GLAN | MICRO: | DILATATION, GLANDULAR | 1 |
| THYROID GLANDS | MICRO: | CYST, ULTIMOBRANCHIAL | P |
| LN, AXILLARY | GROSS: | DISCOLORATION, DARK RED<br>LEFT | P |
| ^==> GROSS UNCONFIRMED | | | |

NO SIGNIFICANT CHANGES OBSERVED

| | | | | |
|---|---|---|---|---|
| GROSS: | ADRENAL GLANDS | AORTA | STERNUM | FEMUR |
| | JOINT | BRAIN | CECUM | COLON |
| | DUODENUM | EPIDIDYMIDES | ESOPHAGUS | EYES |
| | NERVES, OPTIC | HEART | ILEUM | JEJUNUM |
| | KIDNEYS | LAC. GLAND EXOR | LIVER | LN, MESENTERIC |
| | LUNGS | NERVE, SCIATIC | PANCREAS | PITUITARY |
| | PROSTATE | RECTUM | SPINAL CORD | SAL. GLAND MAND |
| | STOMACH | SKELETAL MUSCLE | SKIN | SPLEEN |
| | SEMINAL VESICLES | TESTES | THYROID GLANDS | THYMUS |
| | TRACHEA | URINARY BLADDER | SKIN, TREATED | SKIN, UNTREATED |
| MICRO: | ADRENAL CORTEX | ADRENAL MEDULLA | AORTA | STERNUM |
| | MARROW, STERN | FEMUR | MARROW, FEMUR | JOINT |
| | BRAIN | CECUM | COLON | DUODENUM |
| | EPIDIDYMIDES | ESOPHAGUS | EYES | NERVES, OPTIC |
| | ILEUM | JEJUNUM | LAC. GLAND EXOR | LN, MESENTERIC |

ANIMAL NO. 10419 GROUP 1: UNTREATED MALE SCHEDULED EUTH 07/30/11 DATE OF DEATH: 07/30/11 STUDY DAY: 89

| | | | GRADE |
|---|---|---|---|
| LUNGS | NERVE, SCIATIC | PANCREAS | PROSTATE |
| RECTUM | SPINAL CORD | SAL. GLAND MAND | STOMACH, NON |
| SKELETAL MUSCLE | SKIN | SPLEEN | SEMINAL VESICLES |
| TESTES | PARATHYROIDS | THYMUS | TRACHEA |
| URINARY BLADDER | LN, AXILLARY | SKIN, TREATED | SKIN, UNTREATED |

GROSS GRADE CODE: 1-SLIGHT, 2-MODERATE, 3-MARKED, P-PRESENT

MICRO GRADE CODE: 1-MINIMAL; 2-MILD; 3-MODERATE; 4-SEVERE; P-PRESENT
^==> INDICATES MICRO CONFIRMATION OF ABOVE GROSS FINDING

ANIMAL NO. 10430 GROUP 1: UNTREATED MALE SCHEDULED EUTH 07/30/11 DATE OF DEATH: 07/30/11 STUDY DAY: 89

| ORGAN WEIGHT | ABS.(G) | REL. |
|---|---|---|
| BRAIN | 2.10 | 0.401 |
| LIVER | 12.42 | 2.370 |
| KIDNEYS | 3.59 | 0.685 |
| SPLEEN | 1.06 | 0.202 |
| HEART | 1.70 | 0.324 |
| TESTES | 3.93 | 0.750 |
| EPIDIDYMIDES | 1.50 | 0.286 |
| PROSTATE | 0.98 | 0.187 |
| THYMUS | 0.2501 | 0.048 |
| ADRENAL GLANDS | 0.0635 | 0.012 |
| PITUITARY | 0.0133 | 0.003 |
| THYROIDS/PARATHY | 0.0222 | 0.004 |
| FINAL BODY WT(G) | 524. | |

GENERAL COMMENT
^==> GROSS UNCONFIRMED
KIDNEYS
LIVER
NO SIGNIFICANT
CHANGES OBSERVED

| | | GRADE |
|---|---|---|
| GROSS: | ORGAN DAMAGED AT NECROPSY | P |
| | MANDIBULAR SALIVARY GLAND, RIGHT | |
| MICRO: | NEPHROPATHY, CHRONIC PROGRESSIVE | 1 |
| MICRO: | INFILTRATE, MONONUCLEAR | 1 |

| | | | | |
|---|---|---|---|---|
| GROSS: | ADRENAL GLANDS | AORTA | STERNUM | FEMUR |
| | JOINT | BRAIN | CECUM | COLON |
| | DUODENUM | EPIDIDYMIDES | ESOPHAGUS | EYES |
| | NERVES, OPTIC | HEART | ILEUM | JEJUNUM |
| | KIDNEYS | LN, MANDIBULAR | LAC. GLAND EXOR | LIVER |
| | LN, MESENTERIC | LUNGS | NERVE, SCIATIC | PANCREAS |
| | PITUITARY | PROSTATE | RECTUM | SPINAL CORD |
| | SAL. GLAND MAND | STOMACH | SKELETAL MUSCLE | SKIN |
| | SPLEEN | SEMINAL VESICLES | TESTES | THYROID GLANDS |
| | THYMUS | TRACHEA | URINARY BLADDER | LN, AXILLARY |
| | SKIN, TREATED | SKIN, UNTREATED | | |
| MICRO: | ADRENAL CORTEX | ADRENAL MEDULLA | AORTA | STERNUM |
| | MARROW, STERN | FEMUR | MARROW, FEMUR | JOINT |
| | BRAIN | CECUM | COLON | DUODENUM |
| | EPIDIDYMIDES | ESOPHAGUS | EYES | NERVES, OPTIC |
| | HEART | ILEUM | JEJUNUM | LN, MANDIBULAR |
| | LAC. GLAND EXOR | LN, MESENTERIC | LUNGS | NERVE, SCIATIC |
| | PANCREAS | PITUITARY | PROSTATE | RECTUM |
| | SPINAL CORD | SAL. GLAND MAND | STOMACH, GLAN | STOMACH, NON |
| | SKELETAL MUSCLE | SKIN | SPLEEN | SEMINAL VESICLES |
| | TESTES | THYROID GLANDS | THYMUS | TRACHEA |
| | URINARY BLADDER | LN, AXILLARY | SKIN, TREATED | SKIN, UNTREATED |

NOT PRESENT FOR EXAMINATION
MICRO:PARATHYROIDS

GROSS GRADE CODE: 1-SLIGHT, 2-MODERATE, 3-MARKED, P-PRESENT

MICRO GRADE CODE: 1-MINIMAL; 2-MILD; 3-MODERATE; 4-SEVERE; P-PRESENT
^==> INDICATES MICRO CONFIRMATION OF ABOVE GROSS FINDING

ANIMAL NO. 10437 GROUP 1: UNTREATED MALE SCHEDULED EUTH 07/30/11 DATE OF DEATH: 07/30/11 STUDY DAY: 89

| ORGAN WEIGHT | ABS.(G) | REL. |
|---|---|---|
| BRAIN | 2.18 | 0.466 |
| LIVER | 13.06 | 2.791 |
| KIDNEYS | 3.29 | 0.703 |
| SPLEEN | 0.86 | 0.184 |
| HEART | 1.80 | 0.385 |
| TESTES | 3.58 | 0.765 |
| EPIDIDYMIDES | 1.52 | 0.325 |
| PROSTATE | 1.66 | 0.355 |
| THYMUS | 0.2621 | 0.056 |
| ADRENAL GLANDS | 0.0634 | 0.014 |
| PITUITARY | 0.0158 | 0.003 |
| THYROIDS/PARATHY | 0.0202 | 0.004 |
| FINAL BODY WT(G) | 468. | |

KIDNEYS NO SIGNIFICANT CHANGES OBSERVED

PITUITARY

| | | GRADE |
|---|---|---|
| MICRO: | NEPHROPATHY, CHRONIC PROGRESSIVE | 1 |
| MICRO: | VACUOLATION, PARS DISTALIS | 1 |
| MICRO: | INFILTRATE, MONONUCLEAR | 2 |

GROSS:

| | | | |
|---|---|---|---|
| ADRENAL GLANDS | AORTA | STERNUM | FEMUR |
| JOINT | BRAIN | CECUM | COLON |
| DUODENUM | EPIDIDYMIDES | ESOPHAGUS | EYES |
| NERVES, OPTIC | HEART | ILEUM | JEJUNUM |
| KIDNEYS | LN, MANDIBULAR | LAC. GLAND EXOR | LIVER |
| LN, MESENTERIC | LUNGS | NERVE, SCIATIC | PANCREAS |
| PITUITARY | PROSTATE | RECTUM | SPINAL CORD |
| SAL. GLAND MAND | STOMACH | SKELETAL MUSCLE | SKIN |
| SPLEEN | SEMINAL VESICLES | TESTES | THYROID GLANDS |
| THYMUS | TRACHEA | URINARY BLADDER | LN, AXILLARY |
| SKIN, TREATED | SKIN, UNTREATED | | |

MICRO:

| | | | |
|---|---|---|---|
| ADRENAL CORTEX | ADRENAL MEDULLA | AORTA | STERNUM |
| MARROW, STERN | FEMUR | MARROW, FEMUR | JOINT |
| BRAIN | CECUM | COLON | DUODENUM |
| EPIDIDYMIDES | ESOPHAGUS | EYES | NERVES, OPTIC |
| HEART | ILEUM | JEJUNUM | LN, MANDIBULAR |
| LAC. GLAND EXOR | LIVER | LN, MESENTERIC | LUNGS |
| NERVE, SCIATIC | PANCREAS | RECTUM | SPINAL CORD |
| SAL. GLAND MAND | STOMACH, GLAN | STOMACH, NON | SKELETAL MUSCLE |
| SKIN | SPLEEN | SEMINAL VESICLES | TESTES |
| THYROID GLANDS | PARATHYROIDS | THYMUS | TRACHEA |
| URINARY BLADDER | LN, AXILLARY | SKIN, TREATED | SKIN, UNTREATED |

GROSS GRADE CODE: 1-SLIGHT, 2-MODERATE, 3-MARKED, P-PRESENT

MICRO GRADE CODE: 1-MINIMAL; 2-MILD; 3-MODERATE; 4-SEVERE; P-PRESENT

ANIMAL NO. 10444 GROUP 1: UNTREATED MALE SCHEDULED EUTH 07/30/11 DATE OF DEATH: 07/30/11 STUDY DAY: 89

| ORGAN WEIGHT | ABS.(G) | REL. |
|---|---|---|
| BRAIN | 2.04 | 0.457 |
| LIVER | 12.46 | 2.794 |
| KIDNEYS | 2.87 | 0.643 |
| SPLEEN | 0.82 | 0.184 |
| HEART | 1.48 | 0.332 |
| TESTES | 3.44 | 0.771 |
| EPIDIDYMIDES | 1.38 | 0.309 |
| PROSTATE | 1.38 | 0.309 |
| THYMUS | 0.2256 | 0.051 |
| ADRENAL GLANDS | 0.0531 | 0.012 |
| PITUITARY | 0.0121 | 0.003 |
| THYROIDS/PARATHY | 0.0191 | 0.004 |
| FINAL BODY WT(G) | 446. | |

| | | GRADE |
|---|---|---|
| COLON | MICRO: INFILTRATE, MONONUCLEAR | 1 |
| KIDNEYS | MICRO: NEPHROPATHY, CHRONIC PROGRESSIVE | 1 |
| | DILATATION, PELVIS | 1 |
| | UNILATERAL | |
| LN, MANDIBULAR | MICRO: PLASMACYTOSIS | 1 |
| LIVER | MICRO: INFILTRATE, MONONUCLEAR | 1 |
| LN, MESENTERIC | MICRO: ERYTHROCYTOSIS, SINUS | 1 |
| PITUITARY | MICRO: VACUOLATION, PARS DISTALIS | 1 |
| PARATHYROIDS | MICRO: NO SIGNIFICANT CHANGES OBSERVED | |
| | ONE MISSING NOT IN PLANE OF SECTION | |
| NO SIGNIFICANT CHANGES OBSERVED | | |

| | | | | |
|---|---|---|---|---|
| GROSS: | ADRENAL GLANDS | AORTA | STERNUM | FEMUR |
| | JOINT | BRAIN | CECUM | COLON |
| | DUODENUM | EPIDIDYMIDES | ESOPHAGUS | EYES |
| | NERVES, OPTIC | HEART | ILEUM | JEJUNUM |
| | KIDNEYS | LN, MANDIBULAR | LAC. GLAND EXOR | LIVER |
| | LN, MESENTERIC | LUNGS | NERVE, SCIATIC | PANCREAS |
| | PITUITARY | PROSTATE | RECTUM | SPINAL CORD |
| | SAL. GLAND MAND | STOMACH | SKELETAL MUSCLE | SKIN |
| | SPLEEN | SEMINAL VESICLES | TESTES | THYROID GLANDS |
| | THYMUS | TRACHEA | URINARY BLADDER | LN, AXILLARY |
| | SKIN, TREATED | SKIN, UNTREATED | | |
| MICRO: | ADRENAL CORTEX | ADRENAL MEDULLA | AORTA | STERNUM |
| | MARROW, STERN | FEMUR | MARROW, FEMUR | JOINT |
| | BRAIN | CECUM | DUODENUM | EPIDIDYMIDES |
| | ESOPHAGUS | EYES | NERVES, OPTIC | HEART |
| | ILEUM | JEJUNUM | LAC. GLAND EXOR | LUNGS |
| | NERVE, SCIATIC | PANCREAS | PROSTATE | RECTUM |
| | SPINAL CORD | SAL. GLAND MAND | STOMACH, GLAN | STOMACH, NON |
| | SKELETAL MUSCLE | SKIN | SPLEEN | SEMINAL VESICLES |

ANIMAL NO. 10444 GROUP 1: UNTREATED MALE SCHEDULED EUTH 07/30/11 DATE OF DEATH: 07/30/11 STUDY DAY: 89

| | | | | GRADE |
|---|---|---|---|---|
| TESTES | THYROID GLANDS | PARATHYROIDS | THYMUS | |
| TRACHEA | URINARY BLADDER | LN, AXILLARY | SKIN, TREATED | |
| SKIN, UNTREATED | | | | |

GROSS GRADE CODE: 1-SLIGHT, 2-MODERATE, 3-MARKED, P-PRESENT

MICRO GRADE CODE: 1-MINIMAL; 2-MILD; 3-MODERATE; 4-SEVERE; P-PRESENT

ANIMAL NO. 10445 GROUP 1: UNTREATED MALE SCHEDULED EUTH 07/30/11 DATE OF DEATH: 07/30/11 STUDY DAY: 89

| ORGAN WEIGHT | ABS.(G) | REL. |
|---|---|---|
| BRAIN | 2.04 | 0.463 |
| LIVER | 11.54 | 2.617 |
| KIDNEYS | 2.64 | 0.599 |
| SPLEEN | 0.82 | 0.186 |
| HEART | 1.63 | 0.370 |
| TESTES | 3.29 | 0.746 |
| EPIDIDYMIDES | 1.40 | 0.317 |
| PROSTATE | 0.85 | 0.193 |
| THYMUS | 0.2648 | 0.060 |
| ADRENAL GLANDS | 0.0518 | 0.012 |
| PITUITARY | 0.0121 | 0.003 |
| THYROIDS/PARATHY | 0.0236 | 0.005 |
| FINAL BODY WT(G) | 441. | |

HEART
LN, MANDIBULAR
LAC. GLAND EXOR
LIVER
PANCREAS
PITUITARY
THYMUS
NO SIGNIFICANT
CHANGES OBSERVED

| | | GRADE |
|---|---|---|
| MICRO: | INFILTRATE, MIXED INFLAMMATORY CELL | (1) |
| MICRO: | ERYTHROCYTOSIS, SINUS | 1 |
| MICRO: | INFILTRATE, MONONUCLEAR | 1 |
| MICRO: | INFILTRATE, MONONUCLEAR | 1 |
| MICRO: | INFILTRATE, MONONUCLEAR | (1) |
| MICRO: | VACUOLATION, PARS DISTALIS | 1 |
| MICRO: | HEMORRHAGE | 2 |

| | | | | |
|---|---|---|---|---|
| GROSS: | ADRENAL GLANDS | AORTA | STERNUM | FEMUR |
| | JOINT | BRAIN | CECUM | COLON |
| | DUODENUM | EPIDIDYMIDES | ESOPHAGUS | EYES |
| | NERVES, OPTIC | HEART | ILEUM | JEJUNUM |
| | KIDNEYS | LN, MANDIBULAR | LAC. GLAND EXOR | LIVER |
| | LN, MESENTERIC | LUNGS | NERVE, SCIATIC | PANCREAS |
| | PITUITARY | PROSTATE | RECTUM | SPINAL CORD |
| | SAL. GLAND MAND | STOMACH | SKELETAL MUSCLE | SKIN |
| | SPLEEN | SEMINAL VESICLES | TESTES | THYROID GLANDS |
| | THYMUS | TRACHEA | URINARY BLADDER | LN, AXILLARY |
| | SKIN, TREATED | SKIN, UNTREATED | | |
| MICRO: | ADRENAL CORTEX | ADRENAL MEDULLA | AORTA | STERNUM |
| | MARROW, STERN | FEMUR | MARROW, FEMUR | JOINT |
| | BRAIN | CECUM | COLON | DUODENUM |
| | EPIDIDYMIDES | ESOPHAGUS | EYES | NERVES, OPTIC |
| | ILEUM | JEJUNUM | KIDNEYS | LN, MESENTERIC |
| | LUNGS | NERVE, SCIATIC | PROSTATE | RECTUM |
| | SPINAL CORD | SAL. GLAND MAND | STOMACH, GLAN | STOMACH, NON |
| | SKELETAL MUSCLE | SKIN | SPLEEN | SEMINAL VESICLES |
| | TESTES | THYROID GLANDS | PARATHYROIDS | TRACHEA |
| | URINARY BLADDER | LN, AXILLARY | SKIN, TREATED | SKIN, UNTREATED |

GROSS GRADE CODE: 1-SLIGHT, 2-MODERATE, 3-MARKED, P-PRESENT

MICRO GRADE CODE: 1-MINIMAL; 2-MILD; 3-MODERATE; 4-SEVERE; P-PRESENT
( )-FOCAL/SOLITARY, (( ))-MULTIFOCAL/MULTIPLE, NO PARENTHESES-NOT SPECIFIED

ANIMAL NO. 10447 GROUP 1: UNTREATED MALE SCHEDULED EUTH 07/31/11 DATE OF DEATH: 07/31/11 STUDY DAY: 90

| ORGAN WEIGHT | ABS.(G) | REL. |
|---|---|---|
| BRAIN | 2.05 | 0.400 |
| LIVER | 12.66 | 2.468 |
| KIDNEYS | 3.43 | 0.669 |
| SPLEEN | 1.08 | 0.211 |
| HEART | 1.71 | 0.333 |
| TESTES | 2.18 | 0.425 |
| EPIDIDYMIDES | 0.87 | 0.170 |
| PROSTATE | 1.21 | 0.236 |
| THYMUS | 0.2073 | 0.040 |
| ADRENAL GLANDS | 0.0720 | 0.014 |
| PITUITARY | 0.0167 | 0.003 |
| THYROIDS/PARATHY | 0.0191 | 0.004 |
| FINAL BODY WT(G) | 513. | |

EPIDIDYMIDES
KIDNEYS
LN, MANDIBULAR
LIVER
PITUITARY
TESTES
PARATHYROIDS
THYMUS
NO SIGNIFICANT CHANGES OBSERVED

| | | GRADE |
|---|---|---|
| MICRO: | LUMINAL DEBRIS, CELLULAR | 1 |
| MICRO: | NEPHROPATHY, CHRONIC PROGRESSIVE | 1 |
| MICRO: | PLASMACYTOSIS | 1 |
| MICRO: | INFILTRATE, MONONUCLEAR | 1 |
| MICRO: | VACUOLATION, PARS DISTALIS | 1 |
| MICRO: | DEGENERATION, SEMINIFEROUS TUBULES | 1 |
| MICRO: | NO SIGNIFICANT CHANGES OBSERVED | |
| | ONE MISSING NOT IN PLANE OF SECTION | |
| MICRO: | HEMORRHAGE | 1 |

| | | | | |
|---|---|---|---|---|
| GROSS: | ADRENAL GLANDS | AORTA | STERNUM | FEMUR |
| | JOINT | BRAIN | CECUM | COLON |
| | DUODENUM | EPIDIDYMIDES | ESOPHAGUS | EYES |
| | NERVES, OPTIC | HEART | ILEUM | JEJUNUM |
| | KIDNEYS | LN, MANDIBULAR | LAC. GLAND EXOR | LIVER |
| | LN, MESENTERIC | LUNGS | NERVE, SCIATIC | PANCREAS |
| | PITUITARY | PROSTATE | RECTUM | SPINAL CORD |
| | SAL. GLAND MAND | STOMACH | SKELETAL MUSCLE | SKIN |
| | SPLEEN | SEMINAL VESICLES | TESTES | THYROID GLANDS |
| | THYMUS | TRACHEA | URINARY BLADDER | LN, AXILLARY |
| | SKIN, TREATED | SKIN, UNTREATED | | |
| MICRO: | ADRENAL CORTEX | ADRENAL MEDULLA | AORTA | STERNUM |
| | MARROW, STERN | FEMUR | MARROW, FEMUR | JOINT |
| | BRAIN | CECUM | COLON | DUODENUM |
| | ESOPHAGUS | EYES | NERVES, OPTIC | HEART |
| | ILEUM | JEJUNUM | LAC. GLAND EXOR | LN, MESENTERIC |
| | LUNGS | NERVE, SCIATIC | PANCREAS | PROSTATE |
| | RECTUM | SPINAL CORD | SAL. GLAND MAND | STOMACH, GLAN |
| | STOMACH, NON | SKELETAL MUSCLE | SKIN | SPLEEN |
| | SEMINAL VESICLES | THYROID GLANDS | PARATHYROIDS | TRACHEA |
| | URINARY BLADDER | LN, AXILLARY | SKIN, TREATED | SKIN, UNTREATED |

ANIMAL NO. 10447 GROUP 1: UNTREATED MALE SCHEDULED EUTH 07/31/11 DATE OF DEATH: 07/31/11 STUDY DAY: 90

GRADE

---

GROSS GRADE CODE: 1-SLIGHT, 2-MODERATE, 3-MARKED, P-PRESENT

MICRO GRADE CODE: 1-MINIMAL; 2-MILD; 3-MODERATE; 4-SEVERE; P-PRESENT

ANIMAL NO. 10456 GROUP 1: UNTREATED MALE SCHEDULED EUTH 07/31/11 DATE OF DEATH: 07/31/11 STUDY DAY: 90

| ORGAN WEIGHT | ABS.(G) | REL. |
|---|---|---|
| BRAIN | 2.10 | 0.381 |
| LIVER | 14.24 | 2.584 |
| KIDNEYS | 3.43 | 0.623 |
| SPLEEN | 0.78 | 0.142 |
| HEART | 1.52 | 0.276 |
| TESTES | 3.64 | 0.661 |
| EPIDIDYMIDES | 1.39 | 0.252 |
| PROSTATE | 0.79 | 0.143 |
| THYMUS | 0.2274 | 0.041 |
| ADRENAL GLANDS | 0.0539 | 0.010 |
| PITUITARY | 0.0127 | 0.002 |
| THYROIDS/PARATHY | 0.0197 | 0.004 |
| FINAL BODY WT(G) | 551. | |

KIDNEYS
LN, MANDIBULAR
LIVER
PITUITARY
STOMACH, GLAN
NO SIGNIFICANT
CHANGES OBSERVED

| | | GRADE |
|---|---|---|
| MICRO: | MINERALIZATION | 1 |
| MICRO: | PLASMACYTOSIS | 1 |
| MICRO: | INFILTRATE, MONONUCLEAR | 1 |
| MICRO: | VACUOLATION, PARS DISTALIS | 1 |
| MICRO: | DILATATION, GLANDULAR | 1 |

| | | | | |
|---|---|---|---|---|
| GROSS: | ADRENAL GLANDS | AORTA | STERNUM | FEMUR |
| | JOINT | BRAIN | CECUM | COLON |
| | DUODENUM | EPIDIDYMIDES | ESOPHAGUS | EYES |
| | NERVES, OPTIC | HEART | ILEUM | JEJUNUM |
| | KIDNEYS | LN, MANDIBULAR | LAC. GLAND EXOR | LIVER |
| | LN, MESENTERIC | LUNGS | NERVE, SCIATIC | PANCREAS |
| | PITUITARY | PROSTATE | RECTUM | SPINAL CORD |
| | SAL. GLAND MAND | STOMACH | SKELETAL MUSCLE | SKIN |
| | SPLEEN | SEMINAL VESICLES | TESTES | THYROID GLANDS |
| | THYMUS | TRACHEA | URINARY BLADDER | LN, AXILLARY |
| | SKIN, TREATED | SKIN, UNTREATED | | |
| MICRO: | ADRENAL CORTEX | ADRENAL MEDULLA | AORTA | STERNUM |
| | MARROW, STERN | FEMUR | MARROW, FEMUR | JOINT |
| | BRAIN | CECUM | COLON | DUODENUM |
| | EPIDIDYMIDES | ESOPHAGUS | EYES | NERVES, OPTIC |
| | HEART | ILEUM | JEJUNUM | LAC. GLAND EXOR |
| | LN, MESENTERIC | LUNGS | NERVE, SCIATIC | PANCREAS |
| | PROSTATE | RECTUM | SPINAL CORD | SAL. GLAND MAND |
| | STOMACH, NON | SKELETAL MUSCLE | SKIN | SPLEEN |
| | SEMINAL VESICLES | TESTES | THYROID GLANDS | PARATHYROIDS |
| | THYMUS | TRACHEA | URINARY BLADDER | LN, AXILLARY |
| | SKIN, TREATED | SKIN, UNTREATED | | |

GROSS GRADE CODE: 1-SLIGHT, 2-MODERATE, 3-MARKED, P-PRESENT

MICRO GRADE CODE: 1-MINIMAL; 2-MILD; 3-MODERATE; 4-SEVERE; P-PRESENT

ANIMAL NO. 10460 GROUP 1: UNTREATED MALE SCHEDULED EUTH 07/31/11 DATE OF DEATH: 07/31/11 STUDY DAY: 90

| ORGAN WEIGHT | ABS.(G) | REL. |
|---|---|---|
| BRAIN | 1.89 | 0.446 |
| LIVER | 9.92 | 2.340 |
| KIDNEYS | 2.87 | 0.677 |
| SPLEEN | 0.62 | 0.146 |
| HEART | 1.41 | 0.333 |
| TESTES | 3.42 | 0.807 |
| EPIDIDYMIDES | 1.51 | 0.356 |
| PROSTATE | 0.88 | 0.208 |
| THYMUS | 0.1620 | 0.038 |
| ADRENAL GLANDS | 0.0558 | 0.013 |
| PITUITARY | 0.0117 | 0.003 |
| THYROIDS/PARATHY | 0.0234 | 0.006 |
| FINAL BODY WT(G) | 424. | |

LN, MANDIBULAR
LIVER
PITUITARY
NO SIGNIFICANT CHANGES OBSERVED

| | | GRADE |
|---|---|---|
| MICRO: | PLASMACYTOSIS | 1 |
| MICRO: | INFILTRATE, MONONUCLEAR | 1 |
| MICRO: | VACUOLATION, PARS DISTALIS | 1 |

| | | | | |
|---|---|---|---|---|
| GROSS: | ADRENAL GLANDS | AORTA | STERNUM | FEMUR |
| | JOINT | BRAIN | CECUM | COLON |
| | DUODENUM | EPIDIDYMIDES | ESOPHAGUS | EYES |
| | NERVES, OPTIC | HEART | ILEUM | JEJUNUM |
| | KIDNEYS | LN, MANDIBULAR | LAC. GLAND EXOR | LIVER |
| | LN, MESENTERIC | LUNGS | NERVE, SCIATIC | PANCREAS |
| | PITUITARY | PROSTATE | RECTUM | SPINAL CORD |
| | SAL. GLAND MAND | STOMACH | SKELETAL MUSCLE | SKIN |
| | SPLEEN | SEMINAL VESICLES | TESTES | THYROID GLANDS |
| | THYMUS | TRACHEA | URINARY BLADDER | LN, AXILLARY |
| | SKIN, TREATED | SKIN, UNTREATED | | |
| MICRO: | ADRENAL CORTEX | ADRENAL MEDULLA | AORTA | STERNUM |
| | MARROW, STERN | FEMUR | MARROW, FEMUR | JOINT |
| | BRAIN | CECUM | COLON | DUODENUM |
| | EPIDIDYMIDES | ESOPHAGUS | EYES | NERVES, OPTIC |
| | HEART | ILEUM | JEJUNUM | KIDNEYS |
| | LAC. GLAND EXOR | LN, MESENTERIC | LUNGS | NERVE, SCIATIC |
| | PANCREAS | PROSTATE | RECTUM | SPINAL CORD |
| | SAL. GLAND MAND | STOMACH, GLAN | STOMACH, NON | SKELETAL MUSCLE |
| | SKIN | SPLEEN | SEMINAL VESICLES | TESTES |
| | THYROID GLANDS | PARATHYROIDS | THYMUS | TRACHEA |
| | URINARY BLADDER | LN, AXILLARY | SKIN, TREATED | SKIN, UNTREATED |

GROSS GRADE CODE: 1-SLIGHT, 2-MODERATE, 3-MARKED, P-PRESENT

MICRO GRADE CODE: 1-MINIMAL; 2-MILD; 3-MODERATE; 4-SEVERE; P-PRESENT

ANIMAL NO. 10462 GROUP 1: UNTREATED MALE SCHEDULED EUTH 07/31/11 DATE OF DEATH: 07/31/11 STUDY DAY: 90

| ORGAN WEIGHT | ABS.(G) | REL. | | | GRADE |
|---|---|---|---|---|---|
| BRAIN | 2.17 | 0.462 | KIDNEYS | MICRO: BASOPHILIC TUBULES | 1 |
| LIVER | 11.90 | 2.532 | LN, MANDIBULAR | MICRO: PLASMACYTOSIS | 1 |
| KIDNEYS | 3.02 | 0.643 | LIVER | MICRO: INFILTRATE, MONONUCLEAR | 1 |
| SPLEEN | 0.65 | 0.138 | LUNGS | MICRO: INFILTRATE, MONONUCLEAR, PERIVASCULAR | 1 |
| HEART | 1.87 | 0.398 | | HEMORRHAGE | (1) |
| TESTES | 3.59 | 0.764 | | WITH INFLAMMATION | |
| EPIDIDYMIDES | 1.42 | 0.302 | SAL. GLAND MAND | MICRO: INFLAMMATION, SUBACUTE | (2) |
| PROSTATE | 0.96 | 0.204 | | WITH GRANULATION TISSUE | |
| THYMUS | 0.1573 | 0.033 | PARATHYROIDS | MICRO: NO SIGNIFICANT CHANGES OBSERVED | |
| ADRENAL GLANDS | 0.0504 | 0.011 | | ONE MISSING NOT IN PLANE OF SECTION | |
| PITUITARY | 0.0175 | 0.004 | THYMUS | MICRO: HEMORRHAGE | 1 |
| THYROIDS/PARATHY | 0.0312 | 0.007 | NO SIGNIFICANT CHANGES OBSERVED | | |
| FINAL BODY WT(G) | 470. | | | | |

| | | | | |
|---|---|---|---|---|
| GROSS: | ADRENAL GLANDS | AORTA | STERNUM | FEMUR |
| | JOINT | BRAIN | CECUM | COLON |
| | DUODENUM | EPIDIDYMIDES | ESOPHAGUS | EYES |
| | NERVES, OPTIC | HEART | ILEUM | JEJUNUM |
| | KIDNEYS | LN, MANDIBULAR | LAC. GLAND EXOR | LIVER |
| | LN, MESENTERIC | LUNGS | NERVE, SCIATIC | PANCREAS |
| | PITUITARY | PROSTATE | RECTUM | SPINAL CORD |
| | SAL. GLAND MAND | STOMACH | SKELETAL MUSCLE | SKIN |
| | SPLEEN | SEMINAL VESICLES | TESTES | THYROID GLANDS |
| | THYMUS | TRACHEA | URINARY BLADDER | LN, AXILLARY |
| | SKIN, TREATED | SKIN, UNTREATED | | |
| MICRO: | ADRENAL CORTEX | ADRENAL MEDULLA | AORTA | STERNUM |
| | MARROW, STERN | FEMUR | MARROW, FEMUR | JOINT |
| | BRAIN | CECUM | COLON | DUODENUM |
| | EPIDIDYMIDES | ESOPHAGUS | EYES | NERVES, OPTIC |
| | HEART | ILEUM | JEJUNUM | LAC. GLAND EXOR |
| | LN, MESENTERIC | NERVE, SCIATIC | PANCREAS | PITUITARY |

ANIMAL NO. 10462 GROUP 1: UNTREATED MALE SCHEDULED EUTH 07/31/11 DATE OF DEATH: 07/31/11 STUDY DAY: 90

| | | | GRADE |
|---|---|---|---|
| PROSTATE | RECTUM | SPINAL CORD | STOMACH, GLAN |
| STOMACH, NON | SKELETAL MUSCLE | SKIN | SPLEEN |
| SEMINAL VESICLES | TESTES | THYROID GLANDS | PARATHYROIDS |
| TRACHEA | URINARY BLADDER | LN, AXILLARY | SKIN, TREATED |
| SKIN, UNTREATED | | | |

GROSS GRADE CODE: 1-SLIGHT, 2-MODERATE, 3-MARKED, P-PRESENT

MICRO GRADE CODE: 1-MINIMAL; 2-MILD; 3-MODERATE; 4-SEVERE; P-PRESENT
( )-FOCAL/SOLITARY, (( ))-MULTIFOCAL/MULTIPLE, NO PARENTHESES-NOT SPECIFIED

ANIMAL NO. 10477 GROUP 1: UNTREATED MALE SCHEDULED EUTH 07/31/11 DATE OF DEATH: 07/31/11 STUDY DAY: 90

| ORGAN WEIGHT | ABS.(G) | REL. | | | GRADE |
|---|---|---|---|---|---|
| BRAIN | 2.19 | 0.395 | KIDNEYS | MICRO: NEPHROPATHY, CHRONIC PROGRESSIVE | 1 |
| LIVER | 14.60 | 2.635 | LN, MANDIBULAR | MICRO: PLASMACYTOSIS | 1 |
| KIDNEYS | 3.56 | 0.643 | LIVER | MICRO: INFILTRATE, MONONUCLEAR | 1 |
| SPLEEN | 1.23 | 0.222 | PITUITARY | MICRO: VACUOLATION, PARS DISTALIS | 1 |
| HEART | 1.79 | 0.323 | PARATHYROIDS | MICRO: NO SIGNIFICANT CHANGES OBSERVED | |
| TESTES | 3.36 | 0.606 | | ONE MISSING NOT IN PLANE OF SECTION | |
| EPIDIDYMIDES | 1.43 | 0.258 | THYMUS | MICRO: HEMORRHAGE | 1 |
| PROSTATE | 0.87 | 0.157 | NO SIGNIFICANT | | |
| THYMUS | 0.1955 | 0.035 | CHANGES OBSERVED | | |
| ADRENAL GLANDS | 0.0710 | 0.013 | | | |
| PITUITARY | 0.0159 | 0.003 | | | |
| THYROIDS/PARATHY | 0.0227 | 0.004 | | | |
| FINAL BODY WT(G) | 554. | | | | |

| | | | | |
|---|---|---|---|---|
| GROSS: | ADRENAL GLANDS | AORTA | STERNUM | FEMUR |
| | JOINT | BRAIN | CECUM | COLON |
| | DUODENUM | EPIDIDYMIDES | ESOPHAGUS | EYES |
| | NERVES, OPTIC | HEART | ILEUM | JEJUNUM |
| | KIDNEYS | LN, MANDIBULAR | LAC. GLAND EXOR | LIVER |
| | LN, MESENTERIC | LUNGS | NERVE, SCIATIC | PANCREAS |
| | PITUITARY | PROSTATE | RECTUM | SPINAL CORD |
| | SAL. GLAND MAND | STOMACH | SKELETAL MUSCLE | SKIN |
| | SPLEEN | SEMINAL VESICLES | TESTES | THYROID GLANDS |
| | THYMUS | TRACHEA | URINARY BLADDER | LN, AXILLARY |
| | SKIN, TREATED | SKIN, UNTREATED | | |
| MICRO: | ADRENAL CORTEX | ADRENAL MEDULLA | AORTA | STERNUM |
| | MARROW, STERN | FEMUR | MARROW, FEMUR | JOINT |
| | BRAIN | CECUM | COLON | DUODENUM |
| | EPIDIDYMIDES | ESOPHAGUS | EYES | NERVES, OPTIC |
| | HEART | ILEUM | JEJUNUM | LAC. GLAND EXOR |
| | LN, MESENTERIC | LUNGS | NERVE, SCIATIC | PANCREAS |
| | PROSTATE | RECTUM | SPINAL CORD | SAL. GLAND MAND |
| | STOMACH, GLAN | STOMACH, NON | SKELETAL MUSCLE | SKIN |
| | SPLEEN | SEMINAL VESICLES | TESTES | THYROID GLANDS |
| | PARATHYROIDS | TRACHEA | URINARY BLADDER | LN, AXILLARY |
| | SKIN, TREATED | SKIN, UNTREATED | | |

GROSS GRADE CODE: 1-SLIGHT, 2-MODERATE, 3-MARKED, P-PRESENT

MICRO GRADE CODE: 1-MINIMAL; 2-MILD; 3-MODERATE; 4-SEVERE; P-PRESENT

ANIMAL NO. 10420 GROUP 2: 0 MG/KG/DAY MALE SCHEDULED EUTH 07/30/11 DATE OF DEATH: 07/30/11 STUDY DAY: 89

| ORGAN WEIGHT | ABS.(G) | REL. |
|---|---|---|
| BRAIN | 2.03 | 0.471 |
| LIVER | 11.54 | 2.677 |
| KIDNEYS | 3.26 | 0.756 |
| SPLEEN | 0.77 | 0.179 |
| HEART | 1.37 | 0.318 |
| TESTES | 3.67 | 0.852 |
| EPIDIDYMIDES | 1.37 | 0.318 |
| PROSTATE | 0.94 | 0.218 |
| THYMUS | 0.2009 | 0.047 |
| ADRENAL GLANDS | 0.0583 | 0.014 |
| PITUITARY | 0.0140 | 0.003 |
| THYROIDS/PARATHY | 0.0233 | 0.005 |
| FINAL BODY WT(G) | 431. | |

| | | GRADE |
|---|---|---|
| EPIDIDYMIDES | MICRO: INFILTRATE, MONONUCLEAR | 1 |
| HEART | MICRO: INFILTRATE, MIXED INFLAMMATORY CELL IN ADJACENT ADIPOSE TISSUE | (1) |
| KIDNEYS | MICRO: NEPHROPATHY, CHRONIC PROGRESSIVE | 1 |
| LIVER | MICRO: INFILTRATE, MONONUCLEAR | 1 |
| PITUITARY | MICRO: VACUOLATION, PARS DISTALIS | 1 |
| NO SIGNIFICANT CHANGES OBSERVED | | |

| | | | | |
|---|---|---|---|---|
| GROSS: | ADRENAL GLANDS | AORTA | STERNUM | FEMUR |
| | JOINT | BRAIN | CECUM | COLON |
| | DUODENUM | EPIDIDYMIDES | ESOPHAGUS | EYES |
| | NERVES, OPTIC | HEART | ILEUM | JEJUNUM |
| | KIDNEYS | LN, MANDIBULAR | LAC. GLAND EXOR | LIVER |
| | LN, MESENTERIC | LUNGS | NERVE, SCIATIC | PANCREAS |
| | PITUITARY | PROSTATE | RECTUM | SPINAL CORD |
| | SAL. GLAND MAND | STOMACH | SKELETAL MUSCLE | SKIN |
| | SPLEEN | SEMINAL VESICLES | TESTES | THYROID GLANDS |
| | THYMUS | TRACHEA | URINARY BLADDER | LN, AXILLARY |
| | SKIN, TREATED | SKIN, UNTREATED | | |
| MICRO: | ADRENAL CORTEX | ADRENAL MEDULLA | AORTA | STERNUM |
| | MARROW, STERN | FEMUR | MARROW, FEMUR | JOINT |
| | BRAIN | CECUM | COLON | DUODENUM |
| | ESOPHAGUS | EYES | NERVES, OPTIC | ILEUM |
| | JEJUNUM | LN, MANDIBULAR | LAC. GLAND EXOR | LN, MESENTERIC |
| | LUNGS | NERVE, SCIATIC | PANCREAS | PROSTATE |
| | RECTUM | SPINAL CORD | SAL. GLAND MAND | STOMACH, GLAN |
| | STOMACH, NON | SKELETAL MUSCLE | SKIN | SPLEEN |
| | SEMINAL VESICLES | TESTES | THYROID GLANDS | PARATHYROIDS |
| | THYMUS | TRACHEA | URINARY BLADDER | LN, AXILLARY |
| | SKIN, TREATED | SKIN, UNTREATED | | |

GROSS GRADE CODE: 1-SLIGHT, 2-MODERATE, 3-MARKED, P-PRESENT

MICRO GRADE CODE: 1-MINIMAL; 2-MILD; 3-MODERATE; 4-SEVERE; P-PRESENT
( )-FOCAL/SOLITARY, (( ))-MULTIFOCAL/MULTIPLE, NO PARENTHESES-NOT SPECIFIED

ANIMAL NO. 10432 GROUP 2: 0 MG/KG/DAY MALE SCHEDULED EUTH 07/30/11 DATE OF DEATH: 07/30/11 STUDY DAY: 89

| ORGAN WEIGHT | ABS.(G) | REL. |
|---|---|---|
| BRAIN | 2.04 | 0.434 |
| LIVER | 12.05 | 2.564 |
| KIDNEYS | 3.13 | 0.666 |
| SPLEEN | 0.78 | 0.166 |
| HEART | 1.74 | 0.370 |
| TESTES | 3.31 | 0.704 |
| EPIDIDYMIDES | 1.30 | 0.277 |
| PROSTATE | 1.01 | 0.215 |
| THYMUS | 0.2937 | 0.062 |
| ADRENAL GLANDS | 0.0597 | 0.013 |
| PITUITARY | 0.0137 | 0.003 |
| THYROIDS/PARATHY | 0.0209 | 0.004 |
| FINAL BODY WT(G) | 470. | |

KIDNEYS
LAC. GLAND EXOR
LIVER
PITUITARY
PROSTATE
NO SIGNIFICANT
CHANGES OBSERVED

| | | GRADE |
|---|---|---|
| MICRO: | NEPHROPATHY, CHRONIC PROGRESSIVE | 1 |
| MICRO: | INFILTRATE, MONONUCLEAR | 1 |
| MICRO: | INFILTRATE, MONONUCLEAR | 1 |
| MICRO: | VACUOLATION, PARS DISTALIS | 1 |
| MICRO: | INFILTRATE, MONONUCLEAR | 1 |

| | | | | |
|---|---|---|---|---|
| GROSS: | ADRENAL GLANDS | AORTA | STERNUM | FEMUR |
| | JOINT | BRAIN | CECUM | COLON |
| | DUODENUM | EPIDIDYMIDES | ESOPHAGUS | EYES |
| | NERVES, OPTIC | HEART | ILEUM | JEJUNUM |
| | KIDNEYS | LN, MANDIBULAR | LAC. GLAND EXOR | LIVER |
| | LN, MESENTERIC | LUNGS | NERVE, SCIATIC | PANCREAS |
| | PITUITARY | PROSTATE | RECTUM | SPINAL CORD |
| | SAL. GLAND MAND | STOMACH | SKELETAL MUSCLE | SKIN |
| | SPLEEN | SEMINAL VESICLES | TESTES | THYROID GLANDS |
| | THYMUS | TRACHEA | URINARY BLADDER | LN, AXILLARY |
| | SKIN, TREATED | SKIN, UNTREATED | | |
| MICRO: | ADRENAL CORTEX | ADRENAL MEDULLA | AORTA | STERNUM |
| | MARROW, STERN | FEMUR | MARROW, FEMUR | JOINT |
| | BRAIN | CECUM | COLON | DUODENUM |
| | EPIDIDYMIDES | ESOPHAGUS | EYES | NERVES, OPTIC |
| | HEART | ILEUM | JEJUNUM | LN, MANDIBULAR |
| | LN, MESENTERIC | LUNGS | NERVE, SCIATIC | PANCREAS |
| | RECTUM | SPINAL CORD | SAL. GLAND MAND | STOMACH, GLAN |
| | STOMACH, NON | SKELETAL MUSCLE | SKIN | SPLEEN |
| | SEMINAL VESICLES | TESTES | THYROID GLANDS | PARATHYROIDS |
| | THYMUS | TRACHEA | URINARY BLADDER | LN, AXILLARY |
| | SKIN, TREATED | SKIN, UNTREATED | | |

GROSS GRADE CODE: 1-SLIGHT, 2-MODERATE, 3-MARKED, P-PRESENT

MICRO GRADE CODE: 1-MINIMAL; 2-MILD; 3-MODERATE; 4-SEVERE; P-PRESENT

ANIMAL NO. 10438 GROUP 2: 0 MG/KG/DAY MALE SCHEDULED EUTH 07/30/11 DATE OF DEATH: 07/30/11 STUDY DAY: 89

| ORGAN WEIGHT | ABS.(G) | REL. | | | GRADE |
|---|---|---|---|---|---|
| BRAIN | 2.17 | 0.409 | KIDNEYS | MICRO: NEPHROPATHY, CHRONIC PROGRESSIVE | 1 |
| LIVER | 12.98 | 2.449 | LN, MANDIBULAR | MICRO: ERYTHROCYTOSIS, SINUS | 1 |
| KIDNEYS | 3.69 | 0.696 | | PLASMACYTOSIS | 1 |
| SPLEEN | 0.87 | 0.164 | LIVER | MICRO: NECROSIS, VASCULAR | ((2)) |
| HEART | 1.73 | 0.326 | | WITH INFLAMMATION | |
| TESTES | 3.17 | 0.598 | PITUITARY | MICRO: VACUOLATION, PARS DISTALIS | 1 |
| EPIDIDYMIDES | 1.32 | 0.249 | STOMACH, GLAN | MICRO: DILATATION, GLANDULAR | 1 |
| PROSTATE | 0.92 | 0.174 | SKIN | GROSS: SCABBING | P |
| THYMUS | 0.2236 | 0.042 | | VENTRAL NECK; CEO SCABBING | |
| ADRENAL GLANDS | 0.0732 | 0.014 | ^==> | SKIN: ULCERATION | |
| PITUITARY | 0.0149 | 0.003 | SKIN | MICRO: ULCERATION | 2 |
| THYROIDS/PARATHY | 0.0239 | 0.005 | | WITH INFLAMMATION | |
| FINAL BODY WT(G) | 530. | | NO SIGNIFICANT CHANGES OBSERVED | | |

| | | | | |
|---|---|---|---|---|
| GROSS: | ADRENAL GLANDS | AORTA | STERNUM | FEMUR |
| | JOINT | BRAIN | CECUM | COLON |
| | DUODENUM | EPIDIDYMIDES | ESOPHAGUS | EYES |
| | NERVES, OPTIC | HEART | ILEUM | JEJUNUM |
| | KIDNEYS | LN, MANDIBULAR | LAC. GLAND EXOR | LIVER |
| | LN, MESENTERIC | LUNGS | NERVE, SCIATIC | PANCREAS |
| | PITUITARY | PROSTATE | RECTUM | SPINAL CORD |
| | SAL. GLAND MAND | STOMACH | SKELETAL MUSCLE | SPLEEN |
| | SEMINAL VESICLES | TESTES | THYROID GLANDS | THYMUS |
| | TRACHEA | URINARY BLADDER | LN, AXILLARY | SKIN, TREATED |
| | SKIN, UNTREATED | | | |
| MICRO: | ADRENAL CORTEX | ADRENAL MEDULLA | AORTA | STERNUM |
| | MARROW, STERN | FEMUR | MARROW, FEMUR | JOINT |
| | BRAIN | CECUM | COLON | DUODENUM |
| | EPIDIDYMIDES | ESOPHAGUS | EYES | NERVES, OPTIC |
| | HEART | ILEUM | JEJUNUM | LAC. GLAND EXOR |
| | LN, MESENTERIC | LUNGS | NERVE, SCIATIC | PANCREAS |

ANIMAL NO. 10438 GROUP 2: 0 MG/KG/DAY MALE SCHEDULED EUTH 07/30/11 DATE OF DEATH: 07/30/11 STUDY DAY: 89

| | | | GRADE |
|---|---|---|---|
| PROSTATE | RECTUM | SPINAL CORD | SAL. GLAND MAND |
| STOMACH, NON | SKELETAL MUSCLE | SPLEEN | SEMINAL VESICLES |
| TESTES | THYROID GLANDS | PARATHYROIDS | THYMUS |
| TRACHEA | URINARY BLADDER | LN, AXILLARY | SKIN, TREATED |
| SKIN, UNTREATED | | | |

GROSS GRADE CODE: 1-SLIGHT, 2-MODERATE, 3-MARKED, P-PRESENT

MICRO GRADE CODE: 1-MINIMAL; 2-MILD; 3-MODERATE; 4-SEVERE; P-PRESENT
( )-FOCAL/SOLITARY, (( ))-MULTIFOCAL/MULTIPLE, NO PARENTHESES-NOT SPECIFIED
^==> INDICATES MICRO CONFIRMATION OF ABOVE GROSS FINDING

ANIMAL NO. 10443 GROUP 2: 0 MG/KG/DAY MALE SCHEDULED EUTH 07/30/11 DATE OF DEATH: 07/30/11 STUDY DAY: 89

| ORGAN WEIGHT | ABS.(G) | REL. |
|---|---|---|
| BRAIN | 2.15 | 0.481 |
| LIVER | 11.45 | 2.562 |
| KIDNEYS | 3.53 | 0.790 |
| SPLEEN | 0.72 | 0.161 |
| HEART | 1.58 | 0.353 |
| TESTES | 3.20 | 0.716 |
| EPIDIDYMIDES | 1.29 | 0.289 |
| PROSTATE | 0.79 | 0.177 |
| THYMUS | 0.3305 | 0.074 |
| ADRENAL GLANDS | 0.0514 | 0.011 |
| PITUITARY | 0.0146 | 0.003 |
| THYROIDS/PARATHY | 0.0180 | 0.004 |
| FINAL BODY WT(G) | 447. | |

KIDNEYS
LN, MANDIBULAR
LIVER
PROSTATE
NO SIGNIFICANT CHANGES OBSERVED

| | | GRADE |
|---|---|---|
| MICRO: | NEPHROPATHY, CHRONIC PROGRESSIVE | 2 |
| MICRO: | PLASMACYTOSIS | 1 |
| MICRO: | INFILTRATE, MONONUCLEAR | 1 |
| MICRO: | INFILTRATE, MONONUCLEAR | 1 |

| | | | | |
|---|---|---|---|---|
| GROSS: | ADRENAL GLANDS | AORTA | STERNUM | FEMUR |
| | JOINT | BRAIN | CECUM | COLON |
| | DUODENUM | EPIDIDYMIDES | ESOPHAGUS | EYES |
| | NERVES, OPTIC | HEART | ILEUM | JEJUNUM |
| | KIDNEYS | LN, MANDIBULAR | LAC. GLAND EXOR | LIVER |
| | LN, MESENTERIC | LUNGS | NERVE, SCIATIC | PANCREAS |
| | PITUITARY | PROSTATE | RECTUM | SPINAL CORD |
| | SAL. GLAND MAND | STOMACH | SKELETAL MUSCLE | SKIN |
| | SPLEEN | SEMINAL VESICLES | TESTES | THYROID GLANDS |
| | THYMUS | TRACHEA | URINARY BLADDER | LN, AXILLARY |
| | SKIN, TREATED | SKIN, UNTREATED | | |
| MICRO: | ADRENAL CORTEX | ADRENAL MEDULLA | AORTA | STERNUM |
| | MARROW, STERN | FEMUR | MARROW, FEMUR | JOINT |
| | BRAIN | CECUM | COLON | DUODENUM |
| | EPIDIDYMIDES | ESOPHAGUS | EYES | NERVES, OPTIC |
| | HEART | ILEUM | JEJUNUM | LAC. GLAND EXOR |
| | LN, MESENTERIC | LUNGS | NERVE, SCIATIC | PANCREAS |
| | PITUITARY | RECTUM | SPINAL CORD | SAL. GLAND MAND |
| | STOMACH, GLAN | STOMACH, NON | SKELETAL MUSCLE | SKIN |
| | SPLEEN | SEMINAL VESICLES | TESTES | THYROID GLANDS |
| | PARATHYROIDS | THYMUS | TRACHEA | URINARY BLADDER |
| | LN, AXILLARY | SKIN, TREATED | SKIN, UNTREATED | |

GROSS GRADE CODE: 1-SLIGHT, 2-MODERATE, 3-MARKED, P-PRESENT

MICRO GRADE CODE: 1-MINIMAL; 2-MILD; 3-MODERATE; 4-SEVERE; P-PRESENT

ANIMAL NO. 10457 GROUP 2: 0 MG/KG/DAY MALE SCHEDULED EUTH 07/30/11 DATE OF DEATH: 07/30/11 STUDY DAY: 89

| ORGAN WEIGHT | ABS.(G) | REL. | | | GRADE |
|---|---|---|---|---|---|
| BRAIN | 2.25 | 0.496 | LN, MANDIBULAR | MICRO: PLASMACYTOSIS | 1 |
| LIVER | 11.47 | 2.526 | LIVER | MICRO: INFILTRATE, MONONUCLEAR | 1 |
| KIDNEYS | 3.25 | 0.716 | PITUITARY | MICRO: VACUOLATION, PARS DISTALIS | 1 |
| SPLEEN | 0.95 | 0.209 | PROSTATE | MICRO: INFLAMMATION, SUPPURATIVE | 1 |
| HEART | 1.52 | 0.335 | STOMACH, GLAN | MICRO: DILATATION, GLANDULAR | 1 |
| TESTES | 3.14 | 0.692 | SKIN | GROSS: SCABBING | P |
| EPIDIDYMIDES | 1.34 | 0.295 | ^==> | VENTRAL NECK; CEO SCABBING | |
| PROSTATE | 0.94 | 0.207 | | SKIN: ULCERATION | |
| THYMUS | 0.3660 | 0.081 | SKIN | MICRO: ULCERATION | 2 |
| ADRENAL GLANDS | 0.0712 | 0.016 | | WITH INFLAMMATION | |
| PITUITARY | 0.0132 | 0.003 | THYROID GLANDS | MICRO: CYST, ULTIMOBRANCHIAL | P |
| THYROIDS/PARATHY | 0.0267 | 0.006 | PARATHYROIDS | MICRO: NO SIGNIFICANT CHANGES OBSERVED | |
| FINAL BODY WT(G) | 454. | | | ONE MISSING NOT IN PLANE OF SECTION | |
| | | | TRACHEA | MICRO: DILATATION, GLANDULAR | 1 |
| | | | NO SIGNIFICANT CHANGES OBSERVED | | |

| | | | | |
|---|---|---|---|---|
| GROSS: | ADRENAL GLANDS | AORTA | STERNUM | FEMUR |
| | JOINT | BRAIN | CECUM | COLON |
| | DUODENUM | EPIDIDYMIDES | ESOPHAGUS | EYES |
| | NERVES, OPTIC | HEART | ILEUM | JEJUNUM |
| | KIDNEYS | LN, MANDIBULAR | LAC. GLAND EXOR | LIVER |
| | LN, MESENTERIC | LUNGS | NERVE, SCIATIC | PANCREAS |
| | PITUITARY | PROSTATE | RECTUM | SPINAL CORD |
| | SAL. GLAND MAND | STOMACH | SKELETAL MUSCLE | SPLEEN |
| | SEMINAL VESICLES | TESTES | THYROID GLANDS | THYMUS |
| | TRACHEA | URINARY BLADDER | LN, AXILLARY | SKIN, TREATED |
| | SKIN, UNTREATED | | | |
| MICRO: | ADRENAL CORTEX | ADRENAL MEDULLA | AORTA | STERNUM |
| | MARROW, STERN | FEMUR | MARROW, FEMUR | JOINT |
| | BRAIN | CECUM | COLON | DUODENUM |
| | EPIDIDYMIDES | ESOPHAGUS | EYES | NERVES, OPTIC |

ANIMAL NO. 10457 GROUP 2: 0 MG/KG/DAY MALE SCHEDULED EUTH 07/30/11 DATE OF DEATH: 07/30/11 STUDY DAY: 89

| | | | GRADE |
|---|---|---|---|
| HEART | ILEUM | JEJUNUM | KIDNEYS |
| LAC. GLAND EXOR | LN, MESENTERIC | LUNGS | NERVE, SCIATIC |
| PANCREAS | RECTUM | SPINAL CORD | SAL. GLAND MAND |
| STOMACH, NON | SKELETAL MUSCLE | SPLEEN | SEMINAL VESICLES |
| TESTES | PARATHYROIDS | THYMUS | URINARY BLADDER |
| LN, AXILLARY | SKIN, TREATED | SKIN, UNTREATED | |

GROSS GRADE CODE: 1-SLIGHT, 2-MODERATE, 3-MARKED, P-PRESENT

MICRO GRADE CODE: 1-MINIMAL; 2-MILD; 3-MODERATE; 4-SEVERE; P-PRESENT
^==> INDICATES MICRO CONFIRMATION OF ABOVE GROSS FINDING

ANIMAL NO. 10459 GROUP 2: 0 MG/KG/DAY MALE SCHEDULED EUTH 07/31/11 DATE OF DEATH: 07/31/11 STUDY DAY: 90

| ORGAN WEIGHT | ABS.(G) | REL. | | | GRADE |
|---|---|---|---|---|---|
| BRAIN | 2.14 | 0.451 | KIDNEYS | MICRO: NEPHROPATHY, CHRONIC PROGRESSIVE | 2 |
| LIVER | 11.71 | 2.465 | LN, MANDIBULAR | GROSS: ENLARGED | P |
| KIDNEYS | 3.64 | 0.766 | ^==> LN, MANDIBULAR | BILATERAL<br>MICRO: PLASMACYTOSIS | |
| SPLEEN | 0.79 | 0.166 | LN, MANDIBULAR | MICRO: PLASMACYTOSIS | 1 |
| HEART | 2.08 | 0.438 | LIVER | MICRO: INFILTRATE, MONONUCLEAR | 1 |
| TESTES | 3.56 | 0.749 | PITUITARY | MICRO: VACUOLATION, PARS DISTALIS | 1 |
| EPIDIDYMIDES | 1.47 | 0.309 | SAL. GLAND MAND | MICRO: INFLAMMATION, SUBACUTE | (1) |
| PROSTATE | 1.15 | 0.242 | STOMACH, GLAN | MICRO: DILATATION, GLANDULAR | 1 |
| THYMUS | 0.2256 | 0.047 | THYROID GLANDS | MICRO: CYST, ULTIMOBRANCHIAL | P |
| ADRENAL GLANDS | 0.0836 | 0.018 | THYMUS | MICRO: HEMORRHAGE | 1 |
| PITUITARY | 0.0138 | 0.003 | NO SIGNIFICANT | | |
| THYROIDS/PARATHY | 0.0234 | 0.005 | CHANGES OBSERVED | | |
| FINAL BODY WT(G) | 475. | | | | |

| | | | |
|---|---|---|---|
| GROSS: ADRENAL GLANDS | AORTA | STERNUM | FEMUR |
| JOINT | BRAIN | CECUM | COLON |
| DUODENUM | EPIDIDYMIDES | ESOPHAGUS | EYES |
| NERVES, OPTIC | HEART | ILEUM | JEJUNUM |
| KIDNEYS | LAC. GLAND EXOR | LIVER | LN, MESENTERIC |
| LUNGS | NERVE, SCIATIC | PANCREAS | PITUITARY |
| PROSTATE | RECTUM | SPINAL CORD | SAL. GLAND MAND |
| STOMACH | SKELETAL MUSCLE | SKIN | SPLEEN |
| SEMINAL VESICLES | TESTES | THYROID GLANDS | THYMUS |
| TRACHEA | URINARY BLADDER | LN, AXILLARY | SKIN, TREATED |
| SKIN, UNTREATED | | | |
| MICRO: ADRENAL CORTEX | ADRENAL MEDULLA | AORTA | STERNUM |
| MARROW, STERN | FEMUR | MARROW, FEMUR | JOINT |
| BRAIN | CECUM | COLON | DUODENUM |
| EPIDIDYMIDES | ESOPHAGUS | EYES | NERVES, OPTIC |
| HEART | ILEUM | JEJUNUM | LAC. GLAND EXOR |
| LN, MESENTERIC | LUNGS | NERVE, SCIATIC | PANCREAS |
| PROSTATE | RECTUM | SPINAL CORD | STOMACH, NON |
| SKELETAL MUSCLE | SKIN | SPLEEN | SEMINAL VESICLES |
| TESTES | PARATHYROIDS | TRACHEA | URINARY BLADDER |

ANIMAL NO. 10459 GROUP 2: 0 MG/KG/DAY MALE SCHEDULED EUTH 07/31/11 DATE OF DEATH: 07/31/11 STUDY DAY: 90

| | GRADE |
|---|---|
| LN, AXILLARY | |
| SKIN, TREATED | |
| SKIN, UNTREATED | |

GROSS GRADE CODE: 1-SLIGHT, 2-MODERATE, 3-MARKED, P-PRESENT

MICRO GRADE CODE: 1-MINIMAL; 2-MILD; 3-MODERATE; 4-SEVERE; P-PRESENT
( )-FOCAL/SOLITARY, (( ))-MULTIFOCAL/MULTIPLE, NO PARENTHESES-NOT SPECIFIED
^==> INDICATES MICRO CONFIRMATION OF ABOVE GROSS FINDING

ANIMAL NO. 10467 GROUP 2: 0 MG/KG/DAY MALE SCHEDULED EUTH 07/31/11 DATE OF DEATH: 07/31/11 STUDY DAY: 90

| ORGAN WEIGHT | ABS.(G) | REL. | | | GRADE |
|---|---|---|---|---|---|
| BRAIN | 2.07 | 0.361 | EPIDIDYMIDES | MICRO: GRANULOMA, SPERM | 2 |
| LIVER | 14.79 | 2.581 | | UNILATERAL | |
| KIDNEYS | 3.84 | 0.670 | KIDNEYS | MICRO: NEPHROPATHY, CHRONIC PROGRESSIVE | 1 |
| SPLEEN | 1.19 | 0.208 | LAC. GLAND EXOR | MICRO: INFILTRATE, MONONUCLEAR | 1 |
| HEART | 1.78 | 0.311 | LIVER | MICRO: INFILTRATE, MONONUCLEAR | 1 |
| TESTES | 4.21 | 0.735 | STOMACH, GLAN | MICRO: DILATATION, GLANDULAR | 1 |
| EPIDIDYMIDES | 1.46 | 0.255 | SKELETAL MUSCLE | MICRO: INFILTRATE, MONONUCLEAR | 1 |
| PROSTATE | 1.23 | 0.215 | SKIN | GROSS: SCABBING | P |
| THYMUS | 0.2386 | 0.042 | | VENTRAL NECK; CEO SCABBING | |
| ADRENAL GLANDS | 0.0713 | 0.012 | ^==> | SKIN: ULCERATION | |
| PITUITARY | 0.0170 | 0.003 | SKIN | MICRO: ULCERATION | 2 |
| THYROIDS/PARATHY | 0.0226 | 0.004 | | WITH INFLAMMATION | |
| FINAL BODY WT(G) | 573. | | PARATHYROIDS | MICRO: NO SIGNIFICANT CHANGES OBSERVED | |
| | | | | ONE MISSING NOT IN PLANE OF SECTION | |
| | | | TRACHEA | MICRO: DILATATION, GLANDULAR | 1 |
| | | | NO SIGNIFICANT CHANGES OBSERVED | | |

| | | | | |
|---|---|---|---|---|
| GROSS: | ADRENAL GLANDS | AORTA | STERNUM | FEMUR |
| | JOINT | BRAIN | CECUM | COLON |
| | DUODENUM | EPIDIDYMIDES | ESOPHAGUS | EYES |
| | NERVES, OPTIC | HEART | ILEUM | JEJUNUM |
| | KIDNEYS | LN, MANDIBULAR | LAC. GLAND EXOR | LIVER |
| | LN, MESENTERIC | LUNGS | NERVE, SCIATIC | PANCREAS |
| | PITUITARY | PROSTATE | RECTUM | SPINAL CORD |
| | SAL. GLAND MAND | STOMACH | SKELETAL MUSCLE | SPLEEN |
| | SEMINAL VESICLES | TESTES | THYROID GLANDS | THYMUS |
| | TRACHEA | URINARY BLADDER | LN, AXILLARY | SKIN, TREATED |
| | SKIN, UNTREATED | | | |
| MICRO: | ADRENAL CORTEX | ADRENAL MEDULLA | AORTA | STERNUM |
| | MARROW, STERN | FEMUR | MARROW, FEMUR | JOINT |

ANIMAL NO. 10467 GROUP 2: 0 MG/KG/DAY MALE SCHEDULED EUTH 07/31/11 DATE OF DEATH: 07/31/11 STUDY DAY: 90

| | | | GRADE |
|---|---|---|---|
| BRAIN | CECUM | COLON | DUODENUM |
| ESOPHAGUS | EYES | NERVES, OPTIC | HEART |
| ILEUM | JEJUNUM | LN, MANDIBULAR | LN, MESENTERIC |
| LUNGS | NERVE, SCIATIC | PANCREAS | PITUITARY |
| PROSTATE | RECTUM | SPINAL CORD | SAL. GLAND MAND |
| STOMACH, NON | SPLEEN | SEMINAL VESICLES | TESTES |
| THYROID GLANDS | PARATHYROIDS | THYMUS | URINARY BLADDER |
| LN, AXILLARY | SKIN, TREATED | SKIN, UNTREATED | |

GROSS GRADE CODE: 1-SLIGHT, 2-MODERATE, 3-MARKED, P-PRESENT

MICRO GRADE CODE: 1-MINIMAL; 2-MILD; 3-MODERATE; 4-SEVERE; P-PRESENT
^==> INDICATES MICRO CONFIRMATION OF ABOVE GROSS FINDING

ANIMAL NO. 10469 GROUP 2: 0 MG/KG/DAY MALE SCHEDULED EUTH 07/31/11 DATE OF DEATH: 07/31/11 STUDY DAY: 90

| ORGAN WEIGHT | ABS.(G) | REL. | | | | GRADE |
|---|---|---|---|---|---|---|
| BRAIN | 2.08 | 0.425 | EPIDIDYMIDES | GROSS: | SMALL | P |
| LIVER | 14.09 | 2.881 | | | LEFT | |
| KIDNEYS | 2.98 | 0.609 | ^==> EPIDIDYMIDES: | | HYPOSPERMIA | |
| SPLEEN | 0.71 | 0.145 | EPIDIDYMIDES | MICRO: | HYPOSPERMIA | 2 |
| HEART | 2.01 | 0.411 | | | UNILATERAL | |
| TESTES | 3.07 | 0.628 | | | LUMINAL DEBRIS, CELLULAR | 1 |
| EPIDIDYMIDES | 1.17 | 0.239 | | | UNILATERAL | |
| PROSTATE | 1.12 | 0.229 | KIDNEYS | MICRO: | NEPHROPATHY, CHRONIC PROGRESSIVE | 1 |
| THYMUS | 0.2499 | 0.051 | LIVER | MICRO: | INFILTRATE, MONONUCLEAR | 1 |
| ADRENAL GLANDS | 0.0668 | 0.014 | PITUITARY | MICRO: | VACUOLATION, PARS DISTALIS | 1 |
| PITUITARY | 0.0131 | 0.003 | STOMACH, GLAN | MICRO: | DILATATION, GLANDULAR | 1 |
| THYROIDS/PARATHY | 0.0228 | 0.005 | TESTES | GROSS: | SMALL | P |
| FINAL BODY WT(G) | 489. | | | | LEFT | |
| | | | ^==> | TESTES: | DEGENERATION, SEMINIFEROUS TUBULES | |
| | | | ^==> | TESTES: | HYPOSPERMATOGENESIS | |
| | | | TESTES | GROSS: | SOFT | P |
| | | | | | LEFT | |
| | | | ^==> | TESTES: | DEGENERATION, SEMINIFEROUS TUBULES | |
| | | | TESTES | MICRO: | DEGENERATION, SEMINIFEROUS TUBULES | 2 |
| | | | | | UNILATERAL | |
| | | | | | HYPOSPERMATOGENESIS | 3 |
| | | | | | UNILATERAL | |
| | | | PARATHYROIDS | MICRO: | NO SIGNIFICANT CHANGES OBSERVED | |
| | | | | | ONE MISSING NOT IN PLANE OF SECTION | |
| | | | NO SIGNIFICANT CHANGES OBSERVED | GROSS: | ADRENAL GLANDS AORTA STERNUM FEMUR | |
| | | | | | JOINT BRAIN CECUM COLON | |

ANIMAL NO. 10469 GROUP 2: 0 MG/KG/DAY MALE SCHEDULED EUTH 07/31/11 DATE OF DEATH: 07/31/11 STUDY DAY: 90

| | | | | GRADE |
|---|---|---|---|---|
| | DUODENUM | ESOPHAGUS | EYES | NERVES, OPTIC |
| | HEART | ILEUM | JEJUNUM | KIDNEYS |
| | LN, MANDIBULAR | LAC. GLAND EXOR | LIVER | LN, MESENTERIC |
| | LUNGS | NERVE, SCIATIC | PANCREAS | PITUITARY |
| | PROSTATE | RECTUM | SPINAL CORD | SAL. GLAND MAND |
| | STOMACH | SKELETAL MUSCLE | SKIN | SPLEEN |
| | SEMINAL VESICLES | THYROID GLANDS | THYMUS | TRACHEA |
| | URINARY BLADDER | LN, AXILLARY | SKIN, TREATED | SKIN, UNTREATED |
| MICRO: | ADRENAL CORTEX | ADRENAL MEDULLA | AORTA | STERNUM |
| | MARROW, STERN | FEMUR | MARROW, FEMUR | JOINT |
| | BRAIN | CECUM | COLON | DUODENUM |
| | ESOPHAGUS | EYES | NERVES, OPTIC | HEART |
| | ILEUM | JEJUNUM | LN, MANDIBULAR | LAC. GLAND EXOR |
| | LN, MESENTERIC | LUNGS | NERVE, SCIATIC | PANCREAS |
| | PROSTATE | RECTUM | SPINAL CORD | SAL. GLAND MAND |
| | STOMACH, NON | SKELETAL MUSCLE | SKIN | SPLEEN |
| | SEMINAL VESICLES | THYROID GLANDS | PARATHYROIDS | THYMUS |
| | TRACHEA | URINARY BLADDER | LN, AXILLARY | SKIN, TREATED |
| | SKIN, UNTREATED | | | |

GROSS GRADE CODE: 1-SLIGHT, 2-MODERATE, 3-MARKED, P-PRESENT

MICRO GRADE CODE: 1-MINIMAL; 2-MILD; 3-MODERATE; 4-SEVERE; P-PRESENT
^==> INDICATES MICRO CONFIRMATION OF ABOVE GROSS FINDING

ANIMAL NO. 10475 GROUP 2: 0 MG/KG/DAY MALE SCHEDULED EUTH 07/31/11 DATE OF DEATH: 07/31/11 STUDY DAY: 90

| ORGAN WEIGHT | ABS.(G) | REL. |
|---|---|---|
| BRAIN | 2.04 | 0.431 |
| LIVER | 11.62 | 2.457 |
| KIDNEYS | 2.81 | 0.594 |
| SPLEEN | 0.79 | 0.167 |
| HEART | 1.45 | 0.307 |
| TESTES | 3.89 | 0.822 |
| EPIDIDYMIDES | 1.38 | 0.292 |
| PROSTATE | 0.67 | 0.142 |
| THYMUS | 0.2821 | 0.060 |
| ADRENAL GLANDS | 0.0469 | 0.010 |
| PITUITARY | 0.0170 | 0.004 |
| THYROIDS/PARATHY | 0.0239 | 0.005 |
| FINAL BODY WT(G) | 473. | |

KIDNEYS
LIVER
PITUITARY
TESTES

NO SIGNIFICANT CHANGES OBSERVED

| | | GRADE |
|---|---|---|
| MICRO: | BASOPHILIC TUBULES | 1 |
| MICRO: | INFILTRATE, MONONUCLEAR | 1 |
| MICRO: | VACUOLATION, PARS DISTALIS | 1 |
| MICRO: | HYPOPLASIA, SEMINIFEROUS TUBULES UNILATERAL | (1) |

| | | | | |
|---|---|---|---|---|
| GROSS: | ADRENAL GLANDS | AORTA | STERNUM | FEMUR |
| | JOINT | BRAIN | CECUM | COLON |
| | DUODENUM | EPIDIDYMIDES | ESOPHAGUS | EYES |
| | NERVES, OPTIC | HEART | ILEUM | JEJUNUM |
| | KIDNEYS | LN, MANDIBULAR | LAC. GLAND EXOR | LIVER |
| | LN, MESENTERIC | LUNGS | NERVE, SCIATIC | PANCREAS |
| | PITUITARY | PROSTATE | RECTUM | SPINAL CORD |
| | SAL. GLAND MAND | STOMACH | SKELETAL MUSCLE | SKIN |
| | SPLEEN | SEMINAL VESICLES | TESTES | THYROID GLANDS |
| | THYMUS | TRACHEA | URINARY BLADDER | LN, AXILLARY |
| | SKIN, TREATED | SKIN, UNTREATED | | |
| MICRO: | ADRENAL CORTEX | ADRENAL MEDULLA | AORTA | STERNUM |
| | MARROW, STERN | FEMUR | MARROW, FEMUR | JOINT |
| | BRAIN | CECUM | COLON | DUODENUM |
| | EPIDIDYMIDES | ESOPHAGUS | EYES | NERVES, OPTIC |
| | HEART | ILEUM | JEJUNUM | LN, MANDIBULAR |
| | LAC. GLAND EXOR | LN, MESENTERIC | LUNGS | NERVE, SCIATIC |
| | PANCREAS | PROSTATE | RECTUM | SPINAL CORD |
| | SAL. GLAND MAND | STOMACH, GLAN | STOMACH, NON | SKELETAL MUSCLE |
| | SKIN | SPLEEN | SEMINAL VESICLES | THYROID GLANDS |
| | PARATHYROIDS | THYMUS | TRACHEA | URINARY BLADDER |
| | LN, AXILLARY | SKIN, TREATED | SKIN, UNTREATED | |

GROSS GRADE CODE: 1-SLIGHT, 2-MODERATE, 3-MARKED, P-PRESENT

MICRO GRADE CODE: 1-MINIMAL; 2-MILD; 3-MODERATE; 4-SEVERE; P-PRESENT
( )-FOCAL/SOLITARY, (( ))-MULTIFOCAL/MULTIPLE, NO PARENTHESES-NOT SPECIFIED

ANIMAL NO. 10476 GROUP 2: 0 MG/KG/DAY MALE SCHEDULED EUTH 07/31/11 DATE OF DEATH: 07/31/11 STUDY DAY: 90

| ORGAN WEIGHT | ABS.(G) | REL. |
|---|---|---|
| BRAIN | 2.13 | 0.453 |
| LIVER | 11.75 | 2.500 |
| KIDNEYS | 3.24 | 0.689 |
| SPLEEN | 0.85 | 0.181 |
| HEART | 1.77 | 0.377 |
| TESTES | 3.52 | 0.749 |
| EPIDIDYMIDES | 1.32 | 0.281 |
| PROSTATE | 1.22 | 0.260 |
| THYMUS | 0.3833 | 0.082 |
| ADRENAL GLANDS | 0.0724 | 0.015 |
| PITUITARY | 0.0148 | 0.003 |
| THYROIDS/PARATHY | 0.0179 | 0.004 |
| FINAL BODY WT(G) | 470. | |

COLON
KIDNEYS
LN, MANDIBULAR
LIVER
PITUITARY
NO SIGNIFICANT
CHANGES OBSERVED

| | | GRADE |
|---|---|---|
| MICRO: | INFILTRATE, MONONUCLEAR | 1 |
| MICRO: | NEPHROPATHY, CHRONIC PROGRESSIVE | 1 |
| MICRO: | ERYTHROCYTOSIS, SINUS | 1 |
| MICRO: | INFILTRATE, MONONUCLEAR | 1 |
| MICRO: | VACUOLATION, PARS DISTALIS | 1 |

| | | | | |
|---|---|---|---|---|
| GROSS: | ADRENAL GLANDS | AORTA | STERNUM | FEMUR |
| | JOINT | BRAIN | CECUM | COLON |
| | DUODENUM | EPIDIDYMIDES | ESOPHAGUS | EYES |
| | NERVES, OPTIC | HEART | ILEUM | JEJUNUM |
| | KIDNEYS | LN, MANDIBULAR | LAC. GLAND EXOR | LIVER |
| | LN, MESENTERIC | LUNGS | NERVE, SCIATIC | PANCREAS |
| | PITUITARY | PROSTATE | RECTUM | SPINAL CORD |
| | SAL. GLAND MAND | STOMACH | SKELETAL MUSCLE | SKIN |
| | SPLEEN | SEMINAL VESICLES | TESTES | THYROID GLANDS |
| | THYMUS | TRACHEA | URINARY BLADDER | LN, AXILLARY |
| | SKIN, TREATED | SKIN, UNTREATED | | |
| MICRO: | ADRENAL CORTEX | ADRENAL MEDULLA | AORTA | STERNUM |
| | MARROW, STERN | FEMUR | MARROW, FEMUR | JOINT |
| | BRAIN | CECUM | DUODENUM | EPIDIDYMIDES |
| | ESOPHAGUS | EYES | NERVES, OPTIC | HEART |
| | ILEUM | JEJUNUM | LAC. GLAND EXOR | LN, MESENTERIC |
| | LUNGS | NERVE, SCIATIC | PANCREAS | PROSTATE |
| | RECTUM | SPINAL CORD | SAL. GLAND MAND | STOMACH, GLAN |
| | STOMACH, NON | SKELETAL MUSCLE | SKIN | SPLEEN |
| | SEMINAL VESICLES | TESTES | THYROID GLANDS | PARATHYROIDS |
| | THYMUS | TRACHEA | URINARY BLADDER | LN, AXILLARY |
| | SKIN, TREATED | SKIN, UNTREATED | | |

GROSS GRADE CODE: 1-SLIGHT, 2-MODERATE, 3-MARKED, P-PRESENT

MICRO GRADE CODE: 1-MINIMAL; 2-MILD; 3-MODERATE; 4-SEVERE; P-PRESENT

ANIMAL NO. 10425 GROUP 3: 5 MG/KG/DAY MALE SCHEDULED EUTH 07/30/11 DATE OF DEATH: 07/30/11 STUDY DAY: 89

| ORGAN WEIGHT | ABS.(G) | REL. |
|---|---|---|
| BRAIN | 2.07 | 0.435 |
| LIVER | 13.78 | 2.895 |
| KIDNEYS | 3.29 | 0.691 |
| SPLEEN | 1.01 | 0.212 |
| HEART | 1.80 | 0.378 |
| TESTES | 3.19 | 0.670 |
| EPIDIDYMIDES | 1.50 | 0.315 |
| PROSTATE | 1.01 | 0.212 |
| THYMUS | 0.1132 | 0.024 |
| ADRENAL GLANDS | 0.0529 | 0.011 |
| PITUITARY | 0.0148 | 0.003 |
| THYROIDS/PARATHY | 0.0243 | 0.005 |
| FINAL BODY WT(G) | 476. | |

COLON
HEART
KIDNEYS
LIVER
PITUITARY
SPLEEN
PARATHYROIDS
NO SIGNIFICANT CHANGES OBSERVED

| | | GRADE |
|---|---|---|
| MICRO: | DILATATION, LUMEN | 1 |
| MICRO: | CARDIOMYOPATHY | 1 |
| MICRO: | MINERALIZATION | 1 |
| MICRO: | INFILTRATE, MONONUCLEAR | 1 |
| | VACUOLATION, HEPATOCELLULAR | 1 |
| MICRO: | VACUOLATION, PARS DISTALIS | 1 |
| MICRO: | FIBROSIS, CAPSULAR | 1 |
| MICRO: | NO SIGNIFICANT CHANGES OBSERVED | |
| | ONE MISSING NOT IN PLANE OF SECTION | |

| | | | | |
|---|---|---|---|---|
| GROSS: | ADRENAL GLANDS | AORTA | STERNUM | FEMUR |
| | JOINT | BRAIN | CECUM | COLON |
| | DUODENUM | EPIDIDYMIDES | ESOPHAGUS | EYES |
| | NERVES, OPTIC | HEART | ILEUM | JEJUNUM |
| | KIDNEYS | LN, MANDIBULAR | LAC. GLAND EXOR | LIVER |
| | LN, MESENTERIC | LUNGS | NERVE, SCIATIC | PANCREAS |
| | PITUITARY | PROSTATE | RECTUM | SPINAL CORD |
| | SAL. GLAND MAND | STOMACH | SKELETAL MUSCLE | SKIN |
| | SPLEEN | SEMINAL VESICLES | TESTES | THYROID GLANDS |
| | THYMUS | TRACHEA | URINARY BLADDER | LN, AXILLARY |
| | SKIN, TREATED | SKIN, UNTREATED | | |
| MICRO: | ADRENAL CORTEX | ADRENAL MEDULLA | AORTA | STERNUM |
| | MARROW, STERN | FEMUR | MARROW, FEMUR | JOINT |
| | BRAIN | CECUM | DUODENUM | EPIDIDYMIDES |
| | ESOPHAGUS | EYES | NERVES, OPTIC | ILEUM |
| | JEJUNUM | LN, MANDIBULAR | LAC. GLAND EXOR | LN, MESENTERIC |
| | LUNGS | NERVE, SCIATIC | PANCREAS | PROSTATE |
| | RECTUM | SPINAL CORD | SAL. GLAND MAND | STOMACH, GLAN |
| | STOMACH, NON | SKELETAL MUSCLE | SKIN | SEMINAL VESICLES |
| | TESTES | THYROID GLANDS | PARATHYROIDS | THYMUS |
| | TRACHEA | URINARY BLADDER | LN, AXILLARY | SKIN, TREATED |

ANIMAL NO. 10425 GROUP 3: 5 MG/KG/DAY MALE SCHEDULED EUTH 07/30/11 DATE OF DEATH: 07/30/11 STUDY DAY: 89

| | GRADE |
|---|---|
| SKIN, UNTREATED | |

GROSS GRADE CODE: 1-SLIGHT, 2-MODERATE, 3-MARKED, P-PRESENT

MICRO GRADE CODE: 1-MINIMAL; 2-MILD; 3-MODERATE; 4-SEVERE; P-PRESENT

ANIMAL NO. 10426 GROUP 3: 5 MG/KG/DAY MALE SCHEDULED EUTH 07/30/11 DATE OF DEATH: 07/30/11 STUDY DAY: 89

| ORGAN WEIGHT | ABS.(G) | REL. | | | GRADE |
|---|---|---|---|---|---|
| BRAIN | 2.27 | 0.466 | KIDNEYS | MICRO: NEPHROPATHY, CHRONIC PROGRESSIVE | 1 |
| LIVER | 12.33 | 2.532 | LN, MANDIBULAR | GROSS: ENLARGED | P |
| KIDNEYS | 3.02 | 0.620 | | BILATERAL | |
| SPLEEN | 1.15 | 0.236 | ^==> LN, MANDIBULAR | MICRO: ERYTHROCYTOSIS, SINUS | |
| HEART | 1.50 | 0.308 | LN, MANDIBULAR | MICRO: ERYTHROCYTOSIS, SINUS | 1 |
| TESTES | 3.76 | 0.772 | LIVER | MICRO: INFILTRATE, MONONUCLEAR | 1 |
| EPIDIDYMIDES | 1.40 | 0.287 | PITUITARY | MICRO: VACUOLATION, PARS DISTALIS | 1 |
| PROSTATE | 1.42 | 0.292 | | PARS NERVOSA NOT IN PLANE OF SECTION | |
| THYMUS | 0.1344 | 0.028 | SKIN | GROSS: SCABBING | P |
| ADRENAL GLANDS | 0.0782 | 0.016 | | VENTRAL NECK; CEO SCABBING | |
| PITUITARY | 0.0199 | 0.004 | ^==> SKIN | MICRO: ULCERATION | |
| THYROIDS/PARATHY | 0.0197 | 0.004 | | WITH INFLAMMATION | |
| FINAL BODY WT(G) | 487. | | TRACHEA | MICRO: DILATATION, GLANDULAR | 1 |
| | | | NO SIGNIFICANT CHANGES OBSERVED | | |

| | | | | |
|---|---|---|---|---|
| GROSS: | ADRENAL GLANDS | AORTA | STERNUM | FEMUR |
| | JOINT | BRAIN | CECUM | COLON |
| | DUODENUM | EPIDIDYMIDES | ESOPHAGUS | EYES |
| | NERVES, OPTIC | HEART | ILEUM | JEJUNUM |
| | KIDNEYS | LAC. GLAND EXOR | LIVER | LN, MESENTERIC |
| | LUNGS | NERVE, SCIATIC | PANCREAS | PITUITARY |
| | PROSTATE | RECTUM | SPINAL CORD | SAL. GLAND MAND |
| | STOMACH | SKELETAL MUSCLE | SPLEEN | SEMINAL VESICLES |
| | TESTES | THYROID GLANDS | THYMUS | TRACHEA |
| | URINARY BLADDER | LN, AXILLARY | SKIN, TREATED | SKIN, UNTREATED |
| MICRO: | ADRENAL CORTEX | ADRENAL MEDULLA | AORTA | STERNUM |
| | MARROW, STERN | FEMUR | MARROW, FEMUR | JOINT |
| | BRAIN | CECUM | COLON | DUODENUM |
| | EPIDIDYMIDES | ESOPHAGUS | EYES | NERVES, OPTIC |
| | HEART | ILEUM | JEJUNUM | LAC. GLAND EXOR |

ANIMAL NO. 10426 GROUP 3: 5 MG/KG/DAY MALE SCHEDULED EUTH 07/30/11 DATE OF DEATH: 07/30/11 STUDY DAY: 89

| | | | GRADE |
|---|---|---|---|
| LN, MESENTERIC | LUNGS | NERVE, SCIATIC | PANCREAS |
| PROSTATE | RECTUM | SPINAL CORD | SAL. GLAND MAND |
| STOMACH, GLAN | STOMACH, NON | SKELETAL MUSCLE | SPLEEN |
| SEMINAL VESICLES | TESTES | THYROID GLANDS | PARATHYROIDS |
| THYMUS | URINARY BLADDER | LN, AXILLARY | SKIN, TREATED |
| SKIN, UNTREATED | | | |

GROSS GRADE CODE: 1-SLIGHT, 2-MODERATE, 3-MARKED, P-PRESENT

MICRO GRADE CODE: 1-MINIMAL; 2-MILD; 3-MODERATE; 4-SEVERE; P-PRESENT
^==> INDICATES MICRO CONFIRMATION OF ABOVE GROSS FINDING

ANIMAL NO. 10435 GROUP 3: 5 MG/KG/DAY MALE SCHEDULED EUTH 07/30/11 DATE OF DEATH: 07/30/11 STUDY DAY: 89

| ORGAN WEIGHT | ABS.(G) | REL. | | | GRADE |
|---|---|---|---|---|---|
| BRAIN | 2.13 | 0.556 | ADRENAL MEDULLA | MICRO: NO SIGNIFICANT CHANGES OBSERVED | |
| LIVER | 9.73 | 2.540 | | ONE MISSING, NOT IN PLANE OF SECTION | |
| KIDNEYS | 2.94 | 0.768 | HEART | MICRO: CARDIOMYOPATHY | 1 |
| SPLEEN | 0.84 | 0.219 | KIDNEYS | MICRO: NEPHROPATHY, CHRONIC PROGRESSIVE | 1 |
| HEART | 1.27 | 0.332 | LN, MANDIBULAR | MICRO: ERYTHROCYTOSIS, SINUS | 1 |
| TESTES | 3.43 | 0.896 | LIVER | MICRO: INFILTRATE, MONONUCLEAR | 1 |
| EPIDIDYMIDES | 1.35 | 0.352 | SKIN | GROSS: SCABBING | P |
| PROSTATE | 0.97 | 0.253 | ^==> | VENTRAL NECK; CEO SCABBING | |
| THYMUS | 0.2258 | 0.059 | | SKIN: EROSION | |
| ADRENAL GLANDS | 0.0619 | 0.016 | SKIN | MICRO: EROSION | 2 |
| PITUITARY | 0.0115 | 0.003 | | WITH INFLAMMATION | |
| THYROIDS/PARATHY | 0.0248 | 0.006 | THYROID GLANDS | MICRO: CYST, ULTIMOBRANCHIAL | P |
| FINAL BODY WT(G) | 383. | | NO SIGNIFICANT CHANGES OBSERVED | | |

| | | | | |
|---|---|---|---|---|
| GROSS: | ADRENAL GLANDS | AORTA | STERNUM | FEMUR |
| | JOINT | BRAIN | CECUM | COLON |
| | DUODENUM | EPIDIDYMIDES | ESOPHAGUS | EYES |
| | NERVES, OPTIC | HEART | ILEUM | JEJUNUM |
| | KIDNEYS | LN, MANDIBULAR | LAC. GLAND EXOR | LIVER |
| | LN, MESENTERIC | LUNGS | NERVE, SCIATIC | PANCREAS |
| | PITUITARY | PROSTATE | RECTUM | SPINAL CORD |
| | SAL. GLAND MAND | STOMACH | SKELETAL MUSCLE | SPLEEN |
| | SEMINAL VESICLES | TESTES | THYROID GLANDS | THYMUS |
| | TRACHEA | URINARY BLADDER | LN, AXILLARY | SKIN, TREATED |
| | SKIN, UNTREATED | | | |
| MICRO: | ADRENAL CORTEX | ADRENAL MEDULLA | AORTA | STERNUM |
| | MARROW, STERN | FEMUR | MARROW, FEMUR | JOINT |
| | BRAIN | CECUM | COLON | DUODENUM |
| | EPIDIDYMIDES | ESOPHAGUS | EYES | NERVES, OPTIC |
| | ILEUM | JEJUNUM | LAC. GLAND EXOR | LN, MESENTERIC |
| | LUNGS | NERVE, SCIATIC | PANCREAS | PITUITARY |

ANIMAL NO. 10435 GROUP 3: 5 MG/KG/DAY MALE SCHEDULED EUTH 07/30/11 DATE OF DEATH: 07/30/11 STUDY DAY: 89

| | | | GRADE |
|---|---|---|---|
| PROSTATE | RECTUM | SPINAL CORD | SAL. GLAND MAND |
| STOMACH, GLAN | STOMACH, NON | SKELETAL MUSCLE | SPLEEN |
| SEMINAL VESICLES | TESTES | PARATHYROIDS | THYMUS |
| TRACHEA | URINARY BLADDER | LN, AXILLARY | SKIN, TREATED |
| SKIN, UNTREATED | | | |

GROSS GRADE CODE: 1-SLIGHT, 2-MODERATE, 3-MARKED, P-PRESENT

MICRO GRADE CODE: 1-MINIMAL; 2-MILD; 3-MODERATE; 4-SEVERE; P-PRESENT
^==> INDICATES MICRO CONFIRMATION OF ABOVE GROSS FINDING

ANIMAL NO. 10436 GROUP 3: 5 MG/KG/DAY MALE SCHEDULED EUTH 07/30/11 DATE OF DEATH: 07/30/11 STUDY DAY: 89

| ORGAN WEIGHT | ABS.(G) | REL. | | | GRADE |
|---|---|---|---|---|---|
| BRAIN | 2.05 | 0.399 | KIDNEYS | MICRO: INFILTRATE, MONONUCLEAR | 1 |
| LIVER | 14.00 | 2.724 | LN, MANDIBULAR | GROSS: ENLARGED | P |
| KIDNEYS | 3.43 | 0.667 | | LEFT | |
| SPLEEN | 1.11 | 0.216 | ^==> | GROSS UNCONFIRMED | |
| HEART | 1.96 | 0.381 | LIVER | MICRO: INFILTRATE, MONONUCLEAR | 1 |
| TESTES | 3.60 | 0.700 | PITUITARY | MICRO: VACUOLATION, PARS DISTALIS | 1 |
| EPIDIDYMIDES | 1.20 | 0.233 | SKIN | GROSS: SCABBING | P |
| PROSTATE | 1.41 | 0.274 | | VENTRAL NECK | |
| THYMUS | 0.3204 | 0.062 | ^==> | SKIN: EROSION | |
| ADRENAL GLANDS | 0.0847 | 0.016 | SKIN | MICRO: EROSION | (1) |
| PITUITARY | 0.0148 | 0.003 | | WITH INFLAMMATION | |
| THYROIDS/PARATHY | 0.0396 | 0.008 | PARATHYROIDS | MICRO: NO SIGNIFICANT CHANGES OBSERVED | |
| FINAL BODY WT(G) | 514. | | | ONE MISSING NOT IN PLANE OF SECTION | |
| | | | NO SIGNIFICANT CHANGES OBSERVED | | |

| | | | | |
|---|---|---|---|---|
| GROSS: | ADRENAL GLANDS | AORTA | STERNUM | FEMUR |
| | JOINT | BRAIN | CECUM | COLON |
| | DUODENUM | EPIDIDYMIDES | ESOPHAGUS | EYES |
| | NERVES, OPTIC | HEART | ILEUM | JEJUNUM |
| | KIDNEYS | LAC. GLAND EXOR | LIVER | LN, MESENTERIC |
| | LUNGS | NERVE, SCIATIC | PANCREAS | PITUITARY |
| | PROSTATE | RECTUM | SPINAL CORD | SAL. GLAND MAND |
| | STOMACH | SKELETAL MUSCLE | SPLEEN | SEMINAL VESICLES |
| | TESTES | THYROID GLANDS | THYMUS | TRACHEA |
| | URINARY BLADDER | LN, AXILLARY | SKIN, TREATED | SKIN, UNTREATED |
| MICRO: | ADRENAL CORTEX | ADRENAL MEDULLA | AORTA | STERNUM |
| | MARROW, STERN | FEMUR | MARROW, FEMUR | JOINT |
| | BRAIN | CECUM | COLON | DUODENUM |
| | EPIDIDYMIDES | ESOPHAGUS | EYES | NERVES, OPTIC |
| | HEART | ILEUM | JEJUNUM | LN, MANDIBULAR |
| | LAC. GLAND EXOR | LN, MESENTERIC | LUNGS | NERVE, SCIATIC |

ANIMAL NO. 10436 GROUP 3: 5 MG/KG/DAY MALE SCHEDULED EUTH 07/30/11 DATE OF DEATH: 07/30/11 STUDY DAY: 89

| | | | GRADE |
|---|---|---|---|
| PANCREAS | PROSTATE | RECTUM | SPINAL CORD |
| SAL. GLAND MAND | STOMACH, GLAN | STOMACH, NON | SKELETAL MUSCLE |
| SPLEEN | SEMINAL VESICLES | TESTES | THYROID GLANDS |
| PARATHYROIDS | THYMUS | TRACHEA | URINARY BLADDER |
| LN, AXILLARY | SKIN, TREATED | SKIN, UNTREATED | |

GROSS GRADE CODE: 1-SLIGHT, 2-MODERATE, 3-MARKED, P-PRESENT

MICRO GRADE CODE: 1-MINIMAL; 2-MILD; 3-MODERATE; 4-SEVERE; P-PRESENT
( )-FOCAL/SOLITARY, (( ))-MULTIFOCAL/MULTIPLE, NO PARENTHESES-NOT SPECIFIED
^==> INDICATES MICRO CONFIRMATION OF ABOVE GROSS FINDING

ANIMAL NO. 10446 GROUP 3: 5 MG/KG/DAY MALE SCHEDULED EUTH 07/30/11 DATE OF DEATH: 07/30/11 STUDY DAY: 89

| ORGAN WEIGHT | ABS.(G) | REL. |
|---|---|---|
| BRAIN | 2.04 | 0.487 |
| LIVER | 11.45 | 2.733 |
| KIDNEYS | 2.64 | 0.630 |
| SPLEEN | 0.61 | 0.146 |
| HEART | 1.53 | 0.365 |
| TESTES | 2.96 | 0.706 |
| EPIDIDYMIDES | 1.15 | 0.274 |
| PROSTATE | 1.06 | 0.253 |
| THYMUS | 0.2689 | 0.064 |
| ADRENAL GLANDS | 0.0567 | 0.014 |
| PITUITARY | 0.0143 | 0.003 |
| THYROIDS/PARATHY | 0.0214 | 0.005 |
| FINAL BODY WT(G) | 419. | |

HEART
KIDNEYS
LIVER
PITUITARY
STOMACH, GLAN
THYROID GLANDS
PARATHYROIDS
TRACHEA
NO SIGNIFICANT CHANGES OBSERVED

| | | GRADE |
|---|---|---|
| MICRO: | CARDIOMYOPATHY | 1 |
| MICRO: | NEPHROPATHY, CHRONIC PROGRESSIVE | 1 |
| MICRO: | INFILTRATE, MONONUCLEAR | 1 |
| MICRO: | VACUOLATION, PARS DISTALIS | 1 |
| MICRO: | DILATATION, GLANDULAR | 1 |
| MICRO: | CYST, ULTIMOBRANCHIAL | P |
| MICRO: | NO SIGNIFICANT CHANGES OBSERVED | |
| | ONE MISSING NOT IN PLANE OF SECTION | |
| MICRO: | DILATATION, GLANDULAR | 1 |

| | | | | |
|---|---|---|---|---|
| GROSS: | ADRENAL GLANDS | AORTA | STERNUM | FEMUR |
| | JOINT | BRAIN | CECUM | COLON |
| | DUODENUM | EPIDIDYMIDES | ESOPHAGUS | EYES |
| | NERVES, OPTIC | HEART | ILEUM | JEJUNUM |
| | KIDNEYS | LN, MANDIBULAR | LAC. GLAND EXOR | LIVER |
| | LN, MESENTERIC | LUNGS | NERVE, SCIATIC | PANCREAS |
| | PITUITARY | PROSTATE | RECTUM | SPINAL CORD |
| | SAL. GLAND MAND | STOMACH | SKELETAL MUSCLE | SKIN |
| | SPLEEN | SEMINAL VESICLES | TESTES | THYROID GLANDS |
| | THYMUS | TRACHEA | URINARY BLADDER | LN, AXILLARY |
| | SKIN, TREATED | SKIN, UNTREATED | | |
| MICRO: | ADRENAL CORTEX | ADRENAL MEDULLA | AORTA | STERNUM |
| | MARROW, STERN | FEMUR | MARROW, FEMUR | JOINT |
| | BRAIN | CECUM | COLON | DUODENUM |
| | EPIDIDYMIDES | ESOPHAGUS | EYES | NERVES, OPTIC |
| | ILEUM | JEJUNUM | LN, MANDIBULAR | LAC. GLAND EXOR |
| | LN, MESENTERIC | LUNGS | NERVE, SCIATIC | PANCREAS |
| | PROSTATE | RECTUM | SPINAL CORD | SAL. GLAND MAND |
| | STOMACH, NON | SKELETAL MUSCLE | SKIN | SPLEEN |
| | SEMINAL VESICLES | TESTES | PARATHYROIDS | THYMUS |
| | URINARY BLADDER | LN, AXILLARY | SKIN, TREATED | SKIN, UNTREATED |

ANIMAL NO. 10446 GROUP 3: 5 MG/KG/DAY MALE SCHEDULED EUTH 07/30/11 DATE OF DEATH: 07/30/11 STUDY DAY: 89

GRADE

---

GROSS GRADE CODE: 1-SLIGHT, 2-MODERATE, 3-MARKED, P-PRESENT

MICRO GRADE CODE: 1-MINIMAL; 2-MILD; 3-MODERATE; 4-SEVERE; P-PRESENT

ANIMAL NO. 10449 GROUP 3: 5 MG/KG/DAY MALE SCHEDULED EUTH 07/31/11 DATE OF DEATH: 07/31/11 STUDY DAY: 90

| ORGAN WEIGHT | ABS.(G) | REL. | | | | | | | GRADE |
|---|---|---|---|---|---|---|---|---|---|
| BRAIN | 2.13 | 0.492 | KIDNEYS | MICRO: | NEPHROPATHY, CHRONIC PROGRESSIVE | | | | 2 |
| LIVER | 12.44 | 2.873 | LN, MANDIBULAR | GROSS: | DISCOLORATION, DARK RED | | | | P |
| KIDNEYS | 2.98 | 0.688 | | | BILATERAL | | | | |
| SPLEEN | 1.05 | 0.242 | ^==> LN, MANDIBULAR | | ERYTHROCYTOSIS, SINUS | | | | |
| HEART | 1.69 | 0.390 | LN, MANDIBULAR | MICRO: | ERYTHROCYTOSIS, SINUS | | | | 1 |
| TESTES | 3.28 | 0.758 | LIVER | MICRO: | INFILTRATE, MONONUCLEAR | | | | 1 |
| EPIDIDYMIDES | 1.28 | 0.296 | PITUITARY | MICRO: | VACUOLATION, PARS DISTALIS | | | | 1 |
| PROSTATE | 1.15 | 0.266 | STOMACH, GLAN | MICRO: | DILATATION, GLANDULAR | | | | 1 |
| THYMUS | 0.2473 | 0.057 | NO SIGNIFICANT | | | | | | |
| ADRENAL GLANDS | 0.0699 | 0.016 | CHANGES OBSERVED | GROSS: | ADRENAL GLANDS | AORTA | STERNUM | FEMUR | |
| PITUITARY | 0.0122 | 0.003 | | | JOINT | BRAIN | CECUM | COLON | |
| THYROIDS/PARATHY | 0.0213 | 0.005 | | | DUODENUM | EPIDIDYMIDES | ESOPHAGUS | EYES | |
| FINAL BODY WT(G) | 433. | | | | NERVES, OPTIC | HEART | ILEUM | JEJUNUM | |
| | | | | | KIDNEYS | LAC. GLAND EXOR | LIVER | LN, MESENTERIC | |
| | | | | | LUNGS | NERVE, SCIATIC | PANCREAS | PITUITARY | |
| | | | | | PROSTATE | RECTUM | SPINAL CORD | SAL. GLAND MAND | |
| | | | | | STOMACH | SKELETAL MUSCLE | SKIN | SPLEEN | |
| | | | | | SEMINAL VESICLES | TESTES | THYROID GLANDS | THYMUS | |
| | | | | | TRACHEA | URINARY BLADDER | LN, AXILLARY | SKIN, TREATED | |
| | | | | | SKIN, UNTREATED | | | | |
| | | | | MICRO: | ADRENAL CORTEX | ADRENAL MEDULLA | AORTA | STERNUM | |
| | | | | | MARROW, STERN | FEMUR | MARROW, FEMUR | JOINT | |
| | | | | | BRAIN | CECUM | COLON | DUODENUM | |
| | | | | | EPIDIDYMIDES | ESOPHAGUS | EYES | NERVES, OPTIC | |
| | | | | | HEART | ILEUM | JEJUNUM | LAC. GLAND EXOR | |
| | | | | | LN, MESENTERIC | LUNGS | NERVE, SCIATIC | PANCREAS | |
| | | | | | PROSTATE | RECTUM | SPINAL CORD | SAL. GLAND MAND | |
| | | | | | STOMACH, NON | SKELETAL MUSCLE | SKIN | SPLEEN | |
| | | | | | SEMINAL VESICLES | TESTES | THYROID GLANDS | THYMUS | |
| | | | | | TRACHEA | URINARY BLADDER | LN, AXILLARY | SKIN, TREATED | |
| | | | | | SKIN, UNTREATED | | | | |

ANIMAL NO. 10449 GROUP 3: 5 MG/KG/DAY MALE SCHEDULED EUTH 07/31/11 DATE OF DEATH: 07/31/11 STUDY DAY: 90

| | GRADE |
|---|---|
| NOT PRESENT FOR EXAMINATION | |
| MICRO:PARATHYROIDS | |

GROSS GRADE CODE: 1-SLIGHT, 2-MODERATE, 3-MARKED, P-PRESENT

MICRO GRADE CODE: 1-MINIMAL; 2-MILD; 3-MODERATE; 4-SEVERE; P-PRESENT
^==> INDICATES MICRO CONFIRMATION OF ABOVE GROSS FINDING

ANIMAL NO. 10453 GROUP 3: 5 MG/KG/DAY MALE SCHEDULED EUTH 07/31/11 DATE OF DEATH: 07/31/11 STUDY DAY: 90

| ORGAN WEIGHT | ABS.(G) | REL. |
|---|---|---|
| BRAIN | 1.91 | 0.505 |
| LIVER | 10.34 | 2.735 |
| KIDNEYS | 2.40 | 0.635 |
| SPLEEN | 0.76 | 0.201 |
| HEART | 1.25 | 0.331 |
| TESTES | 2.72 | 0.720 |
| EPIDIDYMIDES | 1.23 | 0.325 |
| PROSTATE | 0.95 | 0.251 |
| THYMUS | 0.2016 | 0.053 |
| ADRENAL GLANDS | 0.0570 | 0.015 |
| PITUITARY | 0.0125 | 0.003 |
| THYROIDS/PARATHY | 0.0153 | 0.004 |
| FINAL BODY WT(G) | 378. | |

KIDNEYS
LN, MANDIBULAR
LIVER
PANCREAS
PITUITARY
SKELETAL MUSCLE
PARATHYROIDS
TRACHEA
NO SIGNIFICANT CHANGES OBSERVED

| | | GRADE |
|---|---|---|
| MICRO: | NEPHROPATHY, CHRONIC PROGRESSIVE | 1 |
| MICRO: | ERYTHROCYTOSIS, SINUS | 1 |
| MICRO: | INFILTRATE, MONONUCLEAR | 1 |
| MICRO: | INFILTRATE, MONONUCLEAR | 1 |
| MICRO: | VACUOLATION, PARS DISTALIS | 1 |
| MICRO: | INFILTRATE, MONONUCLEAR | (1) |
| MICRO: | NO SIGNIFICANT CHANGES OBSERVED ONE MISSING NOT IN PLANE OF SECTION | |
| MICRO: | DILATATION, GLANDULAR | 1 |

| | | | | |
|---|---|---|---|---|
| GROSS: | ADRENAL GLANDS | AORTA | STERNUM | FEMUR |
| | JOINT | BRAIN | CECUM | COLON |
| | DUODENUM | EPIDIDYMIDES | ESOPHAGUS | EYES |
| | NERVES, OPTIC | HEART | ILEUM | JEJUNUM |
| | KIDNEYS | LN, MANDIBULAR | LAC. GLAND EXOR | LIVER |
| | LN, MESENTERIC | LUNGS | NERVE, SCIATIC | PANCREAS |
| | PITUITARY | PROSTATE | RECTUM | SPINAL CORD |
| | SAL. GLAND MAND | STOMACH | SKELETAL MUSCLE | SKIN |
| | SPLEEN | SEMINAL VESICLES | TESTES | THYROID GLANDS |
| | THYMUS | TRACHEA | URINARY BLADDER | LN, AXILLARY |
| | SKIN, TREATED | SKIN, UNTREATED | | |
| MICRO: | ADRENAL CORTEX | ADRENAL MEDULLA | AORTA | STERNUM |
| | MARROW, STERN | FEMUR | MARROW, FEMUR | JOINT |
| | BRAIN | CECUM | COLON | DUODENUM |
| | EPIDIDYMIDES | ESOPHAGUS | EYES | NERVES, OPTIC |
| | HEART | ILEUM | JEJUNUM | LAC. GLAND EXOR |
| | LN, MESENTERIC | LUNGS | NERVE, SCIATIC | PROSTATE |
| | RECTUM | SPINAL CORD | SAL. GLAND MAND | STOMACH, GLAN |
| | STOMACH, NON | SKIN | SPLEEN | SEMINAL VESICLES |
| | TESTES | THYROID GLANDS | PARATHYROIDS | THYMUS |
| | URINARY BLADDER | LN, AXILLARY | SKIN, TREATED | SKIN, UNTREATED |

ANIMAL NO. 10453 GROUP 3: 5 MG/KG/DAY MALE SCHEDULED EUTH 07/31/11 DATE OF DEATH: 07/31/11 STUDY DAY: 90

GRADE

---

GROSS GRADE CODE: 1-SLIGHT, 2-MODERATE, 3-MARKED, P-PRESENT

MICRO GRADE CODE: 1-MINIMAL; 2-MILD; 3-MODERATE; 4-SEVERE; P-PRESENT
( )-FOCAL/SOLITARY, (( ))-MULTIFOCAL/MULTIPLE, NO PARENTHESES-NOT SPECIFIED

ANIMAL NO. 10465 GROUP 3: 5 MG/KG/DAY MALE SCHEDULED EUTH 07/31/11 DATE OF DEATH: 07/31/11 STUDY DAY: 90

| ORGAN WEIGHT | ABS.(G) | REL. |
|---|---|---|
| BRAIN | 2.24 | 0.470 |
| LIVER | 13.48 | 2.826 |
| KIDNEYS | 3.01 | 0.631 |
| SPLEEN | 0.85 | 0.178 |
| HEART | 1.72 | 0.361 |
| TESTES | 3.59 | 0.753 |
| EPIDIDYMIDES | 1.62 | 0.340 |
| PROSTATE | 1.47 | 0.308 |
| THYMUS | 0.2261 | 0.047 |
| ADRENAL GLANDS | 0.0663 | 0.014 |
| PITUITARY | 0.0152 | 0.003 |
| THYROIDS/PARATHY | 0.0239 | 0.005 |
| FINAL BODY WT(G) | 477. | |

KIDNEYS NO SIGNIFICANT CHANGES OBSERVED

| | | GRADE |
|---|---|---|
| LIVER | MICRO: NEPHROPATHY, CHRONIC PROGRESSIVE | 1 |
| PANCREAS | MICRO: INFILTRATE, MONONUCLEAR | 1 |
| PITUITARY | MICRO: INFILTRATE, MONONUCLEAR | 1 |
| | MICRO: NO SIGNIFICANT CHANGES OBSERVED PARS NERVOSA NOT IN PLANE OF SECTION | |
| THYROID GLANDS | MICRO: CYST, ULTIMOBRANCHIAL | P |

GROSS:

| | | | |
|---|---|---|---|
| ADRENAL GLANDS | AORTA | STERNUM | FEMUR |
| JOINT | BRAIN | CECUM | COLON |
| DUODENUM | EPIDIDYMIDES | ESOPHAGUS | EYES |
| NERVES, OPTIC | HEART | ILEUM | JEJUNUM |
| KIDNEYS | LN, MANDIBULAR | LAC. GLAND EXOR | LIVER |
| LN, MESENTERIC | LUNGS | NERVE, SCIATIC | PANCREAS |
| PITUITARY | PROSTATE | RECTUM | SPINAL CORD |
| SAL. GLAND MAND | STOMACH | SKELETAL MUSCLE | SKIN |
| SPLEEN | SEMINAL VESICLES | TESTES | THYROID GLANDS |
| THYMUS | TRACHEA | URINARY BLADDER | LN, AXILLARY |
| SKIN, TREATED | SKIN, UNTREATED | | |

MICRO:

| | | | |
|---|---|---|---|
| ADRENAL CORTEX | ADRENAL MEDULLA | AORTA | STERNUM |
| MARROW, STERN | FEMUR | MARROW, FEMUR | JOINT |
| BRAIN | CECUM | COLON | DUODENUM |
| EPIDIDYMIDES | ESOPHAGUS | EYES | NERVES, OPTIC |
| HEART | ILEUM | JEJUNUM | LN, MANDIBULAR |
| LAC. GLAND EXOR | LN, MESENTERIC | LUNGS | NERVE, SCIATIC |
| PITUITARY | PROSTATE | RECTUM | SPINAL CORD |
| SAL. GLAND MAND | STOMACH, GLAN | STOMACH, NON | SKELETAL MUSCLE |
| SKIN | SPLEEN | SEMINAL VESICLES | TESTES |
| PARATHYROIDS | THYMUS | TRACHEA | URINARY BLADDER |
| LN, AXILLARY | SKIN, TREATED | SKIN, UNTREATED | |

GROSS GRADE CODE: 1-SLIGHT, 2-MODERATE, 3-MARKED, P-PRESENT

MICRO GRADE CODE: 1-MINIMAL; 2-MILD; 3-MODERATE; 4-SEVERE; P-PRESENT

ANIMAL NO. 10470 GROUP 3: 5 MG/KG/DAY MALE SCHEDULED EUTH 07/31/11 DATE OF DEATH: 07/31/11 STUDY DAY: 90

| ORGAN WEIGHT | ABS.(G) | REL. | | | GRADE |
|---|---|---|---|---|---|
| BRAIN | 2.01 | 0.419 | HEART | MICRO: CARDIOMYOPATHY | 1 |
| LIVER | 12.82 | 2.671 | KIDNEYS | GROSS: AREA(S), DEPRESSED | P |
| KIDNEYS | 3.06 | 0.638 | | FEW, PINPOINT, IN CORTEX, RIGHT | |
| SPLEEN | 1.09 | 0.227 | ^==> | GROSS UNCONFIRMED | |
| HEART | 1.64 | 0.342 | KIDNEYS | MICRO: NEPHROPATHY, CHRONIC PROGRESSIVE | 1 |
| TESTES | 3.96 | 0.825 | LN, MANDIBULAR | MICRO: ERYTHROCYTOSIS, SINUS | 1 |
| EPIDIDYMIDES | 1.45 | 0.302 | LIVER | MICRO: INFILTRATE, MONONUCLEAR | 1 |
| PROSTATE | 1.29 | 0.269 | NO SIGNIFICANT | | |
| THYMUS | 0.1652 | 0.034 | CHANGES OBSERVED | | |
| ADRENAL GLANDS | 0.0535 | 0.011 | | | |
| PITUITARY | 0.0106 | 0.002 | | | |
| THYROIDS/PARATHY | 0.0221 | 0.005 | | | |
| FINAL BODY WT(G) | 480. | | | | |

| | | | | |
|---|---|---|---|---|
| GROSS: | ADRENAL GLANDS | AORTA | STERNUM | FEMUR |
| | JOINT | BRAIN | CECUM | COLON |
| | DUODENUM | EPIDIDYMIDES | ESOPHAGUS | EYES |
| | NERVES, OPTIC | HEART | ILEUM | JEJUNUM |
| | LN, MANDIBULAR | LAC. GLAND EXOR | LIVER | LN, MESENTERIC |
| | LUNGS | NERVE, SCIATIC | PANCREAS | PITUITARY |
| | PROSTATE | RECTUM | SPINAL CORD | SAL. GLAND MAND |
| | STOMACH | SKELETAL MUSCLE | SKIN | SPLEEN |
| | SEMINAL VESICLES | TESTES | THYROID GLANDS | THYMUS |
| | TRACHEA | URINARY BLADDER | LN, AXILLARY | SKIN, TREATED |
| | SKIN, UNTREATED | | | |
| MICRO: | ADRENAL CORTEX | ADRENAL MEDULLA | AORTA | STERNUM |
| | MARROW, STERN | FEMUR | MARROW, FEMUR | JOINT |
| | BRAIN | CECUM | COLON | DUODENUM |
| | EPIDIDYMIDES | ESOPHAGUS | EYES | NERVES, OPTIC |
| | ILEUM | JEJUNUM | LAC. GLAND EXOR | LN, MESENTERIC |
| | LUNGS | NERVE, SCIATIC | PANCREAS | PITUITARY |
| | PROSTATE | RECTUM | SPINAL CORD | SAL. GLAND MAND |
| | STOMACH, GLAN | STOMACH, NON | SKELETAL MUSCLE | SKIN |
| | SPLEEN | SEMINAL VESICLES | TESTES | THYROID GLANDS |
| | PARATHYROIDS | THYMUS | TRACHEA | URINARY BLADDER |
| | LN, AXILLARY | SKIN, TREATED | SKIN, UNTREATED | |

GROSS GRADE CODE: 1-SLIGHT, 2-MODERATE, 3-MARKED, P-PRESENT

MICRO GRADE CODE: 1-MINIMAL; 2-MILD; 3-MODERATE; 4-SEVERE; P-PRESENT
^==> INDICATES MICRO CONFIRMATION OF ABOVE GROSS FINDING

ANIMAL NO. 10474 GROUP 3: 5 MG/KG/DAY MALE SCHEDULED EUTH 07/31/11 DATE OF DEATH: 07/31/11 STUDY DAY: 90

| ORGAN WEIGHT | ABS.(G) | REL. |
|---|---|---|
| BRAIN | 2.11 | 0.417 |
| LIVER | 13.77 | 2.721 |
| KIDNEYS | 3.16 | 0.625 |
| SPLEEN | 0.84 | 0.166 |
| HEART | 1.79 | 0.354 |
| TESTES | 3.77 | 0.745 |
| EPIDIDYMIDES | 1.55 | 0.306 |
| PROSTATE | 1.50 | 0.296 |
| THYMUS | 0.2042 | 0.040 |
| ADRENAL GLANDS | 0.0610 | 0.012 |
| PITUITARY | 0.0145 | 0.003 |
| THYROIDS/PARATHY | 0.0212 | 0.004 |
| FINAL BODY WT(G) | 506. | |

KIDNEYS NO SIGNIFICANT CHANGES OBSERVED

| | | GRADE |
|---|---|---|
| LIVER | MICRO: NEPHROPATHY, CHRONIC PROGRESSIVE | 2 |
| | CYST | P |
| | MICRO: INFILTRATE, MONONUCLEAR | 1 |
| PITUITARY | MICRO: VACUOLATION, PARS DISTALIS | 1 |
| PROSTATE | MICRO: INFILTRATE, MONONUCLEAR | 1 |
| TRACHEA | MICRO: DILATATION, GLANDULAR | 1 |

GROSS:

| | | | |
|---|---|---|---|
| ADRENAL GLANDS | AORTA | STERNUM | FEMUR |
| JOINT | BRAIN | CECUM | COLON |
| DUODENUM | EPIDIDYMIDES | ESOPHAGUS | EYES |
| NERVES, OPTIC | HEART | ILEUM | JEJUNUM |
| KIDNEYS | LN, MANDIBULAR | LAC. GLAND EXOR | LIVER |
| LN, MESENTERIC | LUNGS | NERVE, SCIATIC | PANCREAS |
| PITUITARY | PROSTATE | RECTUM | SPINAL CORD |
| SAL. GLAND MAND | STOMACH | SKELETAL MUSCLE | SKIN |
| SPLEEN | SEMINAL VESICLES | TESTES | THYROID GLANDS |
| THYMUS | TRACHEA | URINARY BLADDER | LN, AXILLARY |
| SKIN, TREATED | SKIN, UNTREATED | | |

MICRO:

| | | | |
|---|---|---|---|
| ADRENAL CORTEX | ADRENAL MEDULLA | AORTA | STERNUM |
| MARROW, STERN | FEMUR | MARROW, FEMUR | JOINT |
| BRAIN | CECUM | COLON | DUODENUM |
| EPIDIDYMIDES | ESOPHAGUS | EYES | NERVES, OPTIC |
| HEART | ILEUM | JEJUNUM | LN, MANDIBULAR |
| LAC. GLAND EXOR | LN, MESENTERIC | LUNGS | NERVE, SCIATIC |
| PANCREAS | RECTUM | SPINAL CORD | SAL. GLAND MAND |
| STOMACH, GLAN | STOMACH, NON | SKELETAL MUSCLE | SKIN |
| SPLEEN | SEMINAL VESICLES | TESTES | THYROID GLANDS |
| PARATHYROIDS | THYMUS | URINARY BLADDER | LN, AXILLARY |
| SKIN, TREATED | SKIN, UNTREATED | | |

GROSS GRADE CODE: 1-SLIGHT, 2-MODERATE, 3-MARKED, P-PRESENT

MICRO GRADE CODE: 1-MINIMAL; 2-MILD; 3-MODERATE; 4-SEVERE; P-PRESENT

ANIMAL NO. 10429 GROUP 4: 25 MG/KG/DAY MALE SCHEDULED EUTH 07/30/11 DATE OF DEATH: 07/30/11 STUDY DAY: 89

| ORGAN WEIGHT | ABS.(G) | REL. |
|---|---|---|
| BRAIN | 2.18 | 0.528 |
| LIVER | 13.20 | 3.196 |
| KIDNEYS | 2.83 | 0.685 |
| SPLEEN | 0.91 | 0.220 |
| HEART | 1.49 | 0.361 |
| TESTES | 3.34 | 0.809 |
| EPIDIDYMIDES | 1.30 | 0.315 |
| PROSTATE | 0.95 | 0.230 |
| THYMUS | 0.1156 | 0.028 |
| ADRENAL GLANDS | 0.0719 | 0.017 |
| PITUITARY | 0.0108 | 0.003 |
| THYROIDS/PARATHY | 0.0215 | 0.005 |
| FINAL BODY WT(G) | 413. | |

STERNUM
KIDNEYS
LIVER
PITUITARY
THYROID GLANDS
TRACHEA
NO SIGNIFICANT
CHANGES OBSERVED

| | | GRADE |
|---|---|---|
| MICRO: | FIBRO-OSSEOUS LESION | (2) |
| MICRO: | NEPHROPATHY, CHRONIC PROGRESSIVE | 1 |
| MICRO: | INFILTRATE, MONONUCLEAR | 1 |
| MICRO: | VACUOLATION, PARS DISTALIS | 2 |
| MICRO: | CYST, ULTIMOBRANCHIAL | P |
| MICRO: | DILATATION, GLANDULAR | 1 |

| | | | | |
|---|---|---|---|---|
| GROSS: | ADRENAL GLANDS | AORTA | STERNUM | FEMUR |
| | JOINT | BRAIN | CECUM | COLON |
| | DUODENUM | EPIDIDYMIDES | ESOPHAGUS | EYES |
| | NERVES, OPTIC | HEART | ILEUM | JEJUNUM |
| | KIDNEYS | LN, MANDIBULAR | LAC. GLAND EXOR | LIVER |
| | LN, MESENTERIC | LUNGS | NERVE, SCIATIC | PANCREAS |
| | PITUITARY | PROSTATE | RECTUM | SPINAL CORD |
| | SAL. GLAND MAND | STOMACH | SKELETAL MUSCLE | SKIN |
| | SPLEEN | SEMINAL VESICLES | TESTES | THYROID GLANDS |
| | THYMUS | TRACHEA | URINARY BLADDER | LN, AXILLARY |
| | SKIN, TREATED | SKIN, UNTREATED | | |
| MICRO: | ADRENAL CORTEX | ADRENAL MEDULLA | AORTA | MARROW, STERN |
| | FEMUR | MARROW, FEMUR | JOINT | BRAIN |
| | CECUM | COLON | DUODENUM | EPIDIDYMIDES |
| | ESOPHAGUS | EYES | NERVES, OPTIC | HEART |
| | ILEUM | JEJUNUM | LN, MANDIBULAR | LAC. GLAND EXOR |
| | LN, MESENTERIC | LUNGS | NERVE, SCIATIC | PANCREAS |
| | PROSTATE | RECTUM | SPINAL CORD | SAL. GLAND MAND |
| | STOMACH, GLAN | STOMACH, NON | SKELETAL MUSCLE | SKIN |
| | SPLEEN | SEMINAL VESICLES | TESTES | THYMUS |
| | URINARY BLADDER | LN, AXILLARY | SKIN, TREATED | SKIN, UNTREATED |

NOT PRESENT FOR EXAMINATION

MICRO:PARATHYROIDS

GROSS GRADE CODE: 1-SLIGHT, 2-MODERATE, 3-MARKED, P-PRESENT

MICRO GRADE CODE: 1-MINIMAL; 2-MILD; 3-MODERATE; 4-SEVERE; P-PRESENT
( )-FOCAL/SOLITARY, (( ))-MULTIFOCAL/MULTIPLE, NO PARENTHESES-NOT SPECIFIED

ANIMAL NO. 10441 GROUP 4: 25 MG/KG/DAY MALE SCHEDULED EUTH 07/30/11 DATE OF DEATH: 07/30/11 STUDY DAY: 89

| ORGAN WEIGHT | ABS.(G) | REL. | | | GRADE |
|---|---|---|---|---|---|
| BRAIN | 2.18 | 0.495 | KIDNEYS | MICRO: NEPHROPATHY, CHRONIC PROGRESSIVE | 1 |
| LIVER | 14.72 | 3.345 | LIVER | MICRO: INFILTRATE, MONONUCLEAR | 1 |
| KIDNEYS | 2.98 | 0.677 | PITUITARY | MICRO: VACUOLATION, PARS DISTALIS | 1 |
| SPLEEN | 1.05 | 0.239 | THYROID GLANDS | MICRO: CYST, ULTIMOBRANCHIAL | P |
| HEART | 1.51 | 0.343 | PARATHYROIDS | MICRO: NO SIGNIFICANT CHANGES OBSERVED | |
| TESTES | 3.61 | 0.820 | NO SIGNIFICANT | ONE MISSING NOT IN PLANE OF SECTION | |
| EPIDIDYMIDES | 1.35 | 0.307 | CHANGES OBSERVED | | |
| PROSTATE | 1.04 | 0.236 | | | |
| THYMUS | 0.0881 | 0.020 | | | |
| ADRENAL GLANDS | 0.0700 | 0.016 | | | |
| PITUITARY | 0.0146 | 0.003 | | | |
| THYROIDS/PARATHY | 0.0236 | 0.005 | | | |
| FINAL BODY WT(G) | 440. | | | | |

| | | | | |
|---|---|---|---|---|
| GROSS: | ADRENAL GLANDS | AORTA | STERNUM | FEMUR |
| | JOINT | BRAIN | CECUM | COLON |
| | DUODENUM | EPIDIDYMIDES | ESOPHAGUS | EYES |
| | NERVES, OPTIC | HEART | ILEUM | JEJUNUM |
| | KIDNEYS | LN, MANDIBULAR | LAC. GLAND EXOR | LIVER |
| | LN, MESENTERIC | LUNGS | NERVE, SCIATIC | PANCREAS |
| | PITUITARY | PROSTATE | RECTUM | SPINAL CORD |
| | SAL. GLAND MAND | STOMACH | SKELETAL MUSCLE | SKIN |
| | SPLEEN | SEMINAL VESICLES | TESTES | THYROID GLANDS |
| | THYMUS | TRACHEA | URINARY BLADDER | LN, AXILLARY |
| | SKIN, TREATED | SKIN, UNTREATED | | |
| MICRO: | ADRENAL CORTEX | ADRENAL MEDULLA | AORTA | STERNUM |
| | MARROW, STERN | FEMUR | MARROW, FEMUR | JOINT |
| | BRAIN | CECUM | COLON | DUODENUM |
| | EPIDIDYMIDES | ESOPHAGUS | EYES | NERVES, OPTIC |
| | HEART | ILEUM | JEJUNUM | LN, MANDIBULAR |
| | LAC. GLAND EXOR | LN, MESENTERIC | LUNGS | NERVE, SCIATIC |
| | PANCREAS | PROSTATE | RECTUM | SPINAL CORD |
| | SAL. GLAND MAND | STOMACH, GLAN | STOMACH, NON | SKELETAL MUSCLE |
| | SKIN | SPLEEN | SEMINAL VESICLES | TESTES |
| | PARATHYROIDS | THYMUS | TRACHEA | URINARY BLADDER |
| | LN, AXILLARY | SKIN, TREATED | SKIN, UNTREATED | |

GROSS GRADE CODE: 1-SLIGHT, 2-MODERATE, 3-MARKED, P-PRESENT

MICRO GRADE CODE: 1-MINIMAL; 2-MILD; 3-MODERATE; 4-SEVERE; P-PRESENT

ANIMAL NO. 10442 GROUP 4: 25 MG/KG/DAY MALE SCHEDULED EUTH 07/30/11 DATE OF DEATH: 07/30/11 STUDY DAY: 89

| ORGAN WEIGHT | ABS.(G) | REL. | | | GRADE |
|---|---|---|---|---|---|
| BRAIN | 2.00 | 0.562 | KIDNEYS | MICRO: NEPHROPATHY, CHRONIC PROGRESSIVE | 2 |
| LIVER | 12.86 | 3.612 | LN, MANDIBULAR | MICRO: ERYTHROCYTOSIS, SINUS | 1 |
| KIDNEYS | 2.48 | 0.697 | LIVER | MICRO: INFILTRATE, MONONUCLEAR | 1 |
| SPLEEN | 0.89 | 0.250 | PANCREAS | GROSS: MASS | P |
| HEART | 1.48 | 0.416 | | 32 X 23 X 8 MM, DARK RED, FIRM, MASS #1 | |
| TESTES | 3.45 | 0.969 | ^==> | PANCREAS: HEMATOMA | |
| EPIDIDYMIDES | 1.26 | 0.354 | PANCREAS | MICRO: HEMATOMA | P |
| PROSTATE | 0.79 | 0.222 | SPLEEN | MICRO: FIBROSIS, CAPSULAR | 2 |
| THYMUS | 0.1146 | 0.032 | | WITH INFLAMMATION | |
| ADRENAL GLANDS | 0.0525 | 0.015 | NO SIGNIFICANT | | |
| PITUITARY | 0.0098 | 0.003 | CHANGES OBSERVED | | |
| THYROIDS/PARATHY | 0.0235 | 0.007 | | | |
| FINAL BODY WT(G) | 356. | | | | |

| | | | | |
|---|---|---|---|---|
| GROSS: | ADRENAL GLANDS | AORTA | STERNUM | FEMUR |
| | JOINT | BRAIN | CECUM | COLON |
| | DUODENUM | EPIDIDYMIDES | ESOPHAGUS | EYES |
| | NERVES, OPTIC | HEART | ILEUM | JEJUNUM |
| | KIDNEYS | LN, MANDIBULAR | LAC. GLAND EXOR | LIVER |
| | LN, MESENTERIC | LUNGS | NERVE, SCIATIC | PITUITARY |
| | PROSTATE | RECTUM | SPINAL CORD | SAL. GLAND MAND |
| | STOMACH | SKELETAL MUSCLE | SKIN | SPLEEN |
| | SEMINAL VESICLES | TESTES | THYROID GLANDS | THYMUS |
| | TRACHEA | URINARY BLADDER | LN, AXILLARY | SKIN, TREATED |
| | SKIN, UNTREATED | | | |
| MICRO: | ADRENAL CORTEX | ADRENAL MEDULLA | AORTA | STERNUM |
| | MARROW, STERN | FEMUR | MARROW, FEMUR | JOINT |
| | BRAIN | CECUM | COLON | DUODENUM |
| | EPIDIDYMIDES | ESOPHAGUS | EYES | NERVES, OPTIC |
| | HEART | ILEUM | JEJUNUM | LAC. GLAND EXOR |
| | LN, MESENTERIC | LUNGS | NERVE, SCIATIC | PITUITARY |
| | PROSTATE | RECTUM | SPINAL CORD | SAL. GLAND MAND |
| | STOMACH, GLAN | STOMACH, NON | SKIN | SEMINAL VESICLES |
| | TESTES | THYROID GLANDS | PARATHYROIDS | THYMUS |
| | TRACHEA | URINARY BLADDER | LN, AXILLARY | SKIN, TREATED |

ANIMAL NO. 10442 GROUP 4: 25 MG/KG/DAY MALE SCHEDULED EUTH 07/30/11 DATE OF DEATH: 07/30/11 STUDY DAY: 89

| | GRADE |
|---|---|
| SKIN, UNTREATED | |
| NOT PRESENT FOR EXAMINATION | |
| MICRO:SKELETAL MUSCLE | |

GROSS GRADE CODE: 1-SLIGHT, 2-MODERATE, 3-MARKED, P-PRESENT

MICRO GRADE CODE: 1-MINIMAL; 2-MILD; 3-MODERATE; 4-SEVERE; P-PRESENT
^==> INDICATES MICRO CONFIRMATION OF ABOVE GROSS FINDING

ANIMAL NO. 10455 GROUP 4: 25 MG/KG/DAY MALE SCHEDULED EUTH 07/30/11 DATE OF DEATH: 07/30/11 STUDY DAY: 89

| ORGAN WEIGHT | ABS.(G) | REL. |
|---|---|---|
| BRAIN | 2.10 | 0.475 |
| LIVER | 14.62 | 3.308 |
| KIDNEYS | 2.91 | 0.658 |
| SPLEEN | 0.95 | 0.215 |
| HEART | 1.52 | 0.344 |
| TESTES | 3.95 | 0.894 |
| EPIDIDYMIDES | 1.35 | 0.305 |
| PROSTATE | 0.95 | 0.215 |
| THYMUS | 0.1780 | 0.040 |
| ADRENAL GLANDS | 0.0692 | 0.016 |
| PITUITARY | 0.0170 | 0.004 |
| THYROIDS/PARATHY | 0.0286 | 0.006 |
| FINAL BODY WT(G) | 442. | |

KIDNEYS
LIVER
THYROID GLANDS
NO SIGNIFICANT
CHANGES OBSERVED

| | | GRADE |
|---|---|---|
| MICRO: | NEPHROPATHY, CHRONIC PROGRESSIVE | 1 |
| MICRO: | INFILTRATE, MONONUCLEAR | 2 |
| MICRO: | CYST, ULTIMOBRANCHIAL | P |

| | | | | |
|---|---|---|---|---|
| GROSS: | ADRENAL GLANDS | AORTA | STERNUM | FEMUR |
| | JOINT | BRAIN | CECUM | COLON |
| | DUODENUM | EPIDIDYMIDES | ESOPHAGUS | EYES |
| | NERVES, OPTIC | HEART | ILEUM | JEJUNUM |
| | KIDNEYS | LN, MANDIBULAR | LAC. GLAND EXOR | LIVER |
| | LN, MESENTERIC | LUNGS | NERVE, SCIATIC | PANCREAS |
| | PITUITARY | PROSTATE | RECTUM | SPINAL CORD |
| | SAL. GLAND MAND | STOMACH | SKELETAL MUSCLE | SKIN |
| | SPLEEN | SEMINAL VESICLES | TESTES | THYROID GLANDS |
| | THYMUS | TRACHEA | URINARY BLADDER | LN, AXILLARY |
| | SKIN, TREATED | SKIN, UNTREATED | | |
| MICRO: | ADRENAL CORTEX | ADRENAL MEDULLA | AORTA | STERNUM |
| | MARROW, STERN | FEMUR | MARROW, FEMUR | JOINT |
| | BRAIN | CECUM | COLON | DUODENUM |
| | EPIDIDYMIDES | ESOPHAGUS | EYES | NERVES, OPTIC |
| | HEART | ILEUM | JEJUNUM | LN, MANDIBULAR |
| | LAC. GLAND EXOR | LN, MESENTERIC | LUNGS | NERVE, SCIATIC |
| | PANCREAS | PITUITARY | PROSTATE | RECTUM |
| | SPINAL CORD | SAL. GLAND MAND | STOMACH, GLAN | STOMACH, NON |
| | SKELETAL MUSCLE | SKIN | SPLEEN | SEMINAL VESICLES |
| | TESTES | PARATHYROIDS | THYMUS | TRACHEA |
| | URINARY BLADDER | LN, AXILLARY | SKIN, TREATED | SKIN, UNTREATED |

GROSS GRADE CODE: 1-SLIGHT, 2-MODERATE, 3-MARKED, P-PRESENT

MICRO GRADE CODE: 1-MINIMAL; 2-MILD; 3-MODERATE; 4-SEVERE; P-PRESENT

ANIMAL NO. 10458 GROUP 4: 25 MG/KG/DAY MALE SCHEDULED EUTH 07/30/11 DATE OF DEATH: 07/30/11 STUDY DAY: 89

| ORGAN WEIGHT | ABS.(G) | REL. |
|---|---|---|
| BRAIN | 2.21 | 0.420 |
| LIVER | 19.18 | 3.646 |
| KIDNEYS | 3.35 | 0.637 |
| SPLEEN | 1.54 | 0.293 |
| HEART | 1.90 | 0.361 |
| TESTES | 3.58 | 0.681 |
| EPIDIDYMIDES | 1.27 | 0.241 |
| PROSTATE | 1.01 | 0.192 |
| THYMUS | 0.0998 | 0.019 |
| ADRENAL GLANDS | 0.0660 | 0.013 |
| PITUITARY | 0.0176 | 0.003 |
| THYROIDS/PARATHY | 0.0254 | 0.005 |
| FINAL BODY WT(G) | 526. | |

ADRENAL CORTEX
KIDNEYS
LIVER
LN, MANDIBULAR
LN, MESENTERIC
PITUITARY
THYROID GLANDS
NO SIGNIFICANT CHANGES OBSERVED

| | | GRADE |
|---|---|---|
| MICRO: | VACUOLATION, CYTOPLASMIC | (1) |
| MICRO: | NEPHROPATHY, CHRONIC PROGRESSIVE | 2 |
| MICRO: | ERYTHROCYTOSIS, SINUS | 1 |
| MICRO: | INFILTRATE, MONONUCLEAR | 1 |
| | VACUOLATION, HEPATOCELLULAR | 1 |
| MICRO: | ERYTHROCYTOSIS, SINUS | 1 |
| MICRO: | VACUOLATION, PARS DISTALIS | 1 |
| MICRO: | CYST, ULTIMOBRANCHIAL | P |

| | | | | |
|---|---|---|---|---|
| GROSS: | ADRENAL GLANDS | AORTA | STERNUM | FEMUR |
| | JOINT | BRAIN | CECUM | COLON |
| | DUODENUM | EPIDIDYMIDES | ESOPHAGUS | EYES |
| | NERVES, OPTIC | HEART | ILEUM | JEJUNUM |
| | KIDNEYS | LN, MANDIBULAR | LAC. GLAND EXOR | LIVER |
| | LN, MESENTERIC | LUNGS | NERVE, SCIATIC | PANCREAS |
| | PITUITARY | PROSTATE | RECTUM | SPINAL CORD |
| | SAL. GLAND MAND | STOMACH | SKELETAL MUSCLE | SKIN |
| | SPLEEN | SEMINAL VESICLES | TESTES | THYROID GLANDS |
| | THYMUS | TRACHEA | URINARY BLADDER | LN, AXILLARY |
| | SKIN, TREATED | SKIN, UNTREATED | | |
| MICRO: | ADRENAL MEDULLA | AORTA | STERNUM | MARROW, STERN |
| | FEMUR | MARROW, FEMUR | JOINT | BRAIN |
| | CECUM | COLON | DUODENUM | EPIDIDYMIDES |
| | ESOPHAGUS | EYES | NERVES, OPTIC | HEART |
| | ILEUM | JEJUNUM | LAC. GLAND EXOR | LUNGS |
| | NERVE, SCIATIC | PANCREAS | PROSTATE | RECTUM |
| | SPINAL CORD | SAL. GLAND MAND | STOMACH, GLAN | STOMACH, NON |
| | SKELETAL MUSCLE | SKIN | SPLEEN | SEMINAL VESICLES |
| | TESTES | PARATHYROIDS | THYMUS | TRACHEA |
| | URINARY BLADDER | LN, AXILLARY | SKIN, TREATED | SKIN, UNTREATED |

GROSS GRADE CODE: 1-SLIGHT, 2-MODERATE, 3-MARKED, P-PRESENT

MICRO GRADE CODE: 1-MINIMAL; 2-MILD; 3-MODERATE; 4-SEVERE; P-PRESENT
( )-FOCAL/SOLITARY, (( ))-MULTIFOCAL/MULTIPLE, NO PARENTHESES-NOT SPECIFIED

ANIMAL NO. 10463 GROUP 4: 25 MG/KG/DAY MALE SCHEDULED EUTH 07/31/11 DATE OF DEATH: 07/31/11 STUDY DAY: 90

| ORGAN WEIGHT | ABS.(G) | REL. |
|---|---|---|
| BRAIN | 2.09 | 0.408 |
| LIVER | 16.58 | 3.238 |
| KIDNEYS | 2.94 | 0.574 |
| SPLEEN | 1.12 | 0.219 |
| HEART | 1.82 | 0.355 |
| TESTES | 4.24 | 0.828 |
| EPIDIDYMIDES | 1.16 | 0.227 |
| PROSTATE | 0.96 | 0.188 |
| THYMUS | 0.1931 | 0.038 |
| ADRENAL GLANDS | 0.0652 | 0.013 |
| PITUITARY | 0.0147 | 0.003 |
| THYROIDS/PARATHY | 0.0263 | 0.005 |
| FINAL BODY WT(G) | 512. | |

KIDNEYS
LN, MANDIBULAR
LIVER
LUNGS
PANCREAS
PITUITARY
PARATHYROIDS
NO SIGNIFICANT CHANGES OBSERVED

| | | GRADE |
|---|---|---|
| MICRO: | NEPHROPATHY, CHRONIC PROGRESSIVE | 1 |
| MICRO: | ERYTHROCYTOSIS, SINUS | 1 |
| MICRO: | INFILTRATE, MONONUCLEAR | 1 |
| | VACUOLATION, HEPATOCELLULAR | 1 |
| MICRO: | INFILTRATE, MONONUCLEAR, PERIVASCULAR | 1 |
| MICRO: | DECREASED ZYMOGEN GRANULES | (2) |
| MICRO: | VACUOLATION, PARS DISTALIS | 2 |
| MICRO: | NO SIGNIFICANT CHANGES OBSERVED | |
| | ONE MISSING NOT IN PLANE OF SECTION | |

| | | | | |
|---|---|---|---|---|
| GROSS: | ADRENAL GLANDS | AORTA | STERNUM | FEMUR |
| | JOINT | BRAIN | CECUM | COLON |
| | DUODENUM | EPIDIDYMIDES | ESOPHAGUS | EYES |
| | NERVES, OPTIC | HEART | ILEUM | JEJUNUM |
| | KIDNEYS | LN, MANDIBULAR | LAC. GLAND EXOR | LIVER |
| | LN, MESENTERIC | LUNGS | NERVE, SCIATIC | PANCREAS |
| | PITUITARY | PROSTATE | RECTUM | SPINAL CORD |
| | SAL. GLAND MAND | STOMACH | SKELETAL MUSCLE | SKIN |
| | SPLEEN | SEMINAL VESICLES | TESTES | THYROID GLANDS |
| | THYMUS | TRACHEA | URINARY BLADDER | LN, AXILLARY |
| | SKIN, TREATED | SKIN, UNTREATED | | |
| MICRO: | ADRENAL CORTEX | ADRENAL MEDULLA | AORTA | STERNUM |
| | MARROW, STERN | FEMUR | MARROW, FEMUR | JOINT |
| | BRAIN | CECUM | COLON | DUODENUM |
| | EPIDIDYMIDES | ESOPHAGUS | EYES | NERVES, OPTIC |
| | HEART | ILEUM | JEJUNUM | LAC. GLAND EXOR |
| | LN, MESENTERIC | NERVE, SCIATIC | PROSTATE | RECTUM |
| | SPINAL CORD | SAL. GLAND MAND | STOMACH, GLAN | STOMACH, NON |
| | SKELETAL MUSCLE | SKIN | SPLEEN | SEMINAL VESICLES |
| | TESTES | THYROID GLANDS | PARATHYROIDS | THYMUS |
| | TRACHEA | URINARY BLADDER | LN, AXILLARY | SKIN, TREATED |

ANIMAL NO. 10463 GROUP 4: 25 MG/KG/DAY MALE SCHEDULED EUTH 07/31/11 DATE OF DEATH: 07/31/11 STUDY DAY: 90

| | GRADE |
|---|---|
| SKIN, UNTREATED | |

GROSS GRADE CODE: 1-SLIGHT, 2-MODERATE, 3-MARKED, P-PRESENT

MICRO GRADE CODE: 1-MINIMAL; 2-MILD; 3-MODERATE; 4-SEVERE; P-PRESENT
( )-FOCAL/SOLITARY, (( ))-MULTIFOCAL/MULTIPLE, NO PARENTHESES-NOT SPECIFIED

ANIMAL NO. 10464 GROUP 4: 25 MG/KG/DAY MALE SCHEDULED EUTH 07/31/11 DATE OF DEATH: 07/31/11 STUDY DAY: 90

| ORGAN WEIGHT | ABS.(G) | REL. |
|---|---|---|
| BRAIN | 2.03 | 0.478 |
| LIVER | 13.85 | 3.259 |
| KIDNEYS | 3.03 | 0.713 |
| SPLEEN | 0.87 | 0.205 |
| HEART | 1.81 | 0.426 |
| TESTES | 3.98 | 0.936 |
| EPIDIDYMIDES | 1.29 | 0.304 |
| PROSTATE | 1.12 | 0.264 |
| THYMUS | 0.1771 | 0.042 |
| ADRENAL GLANDS | 0.0732 | 0.017 |
| PITUITARY | 0.0118 | 0.003 |
| THYROIDS/PARATHY | 0.0246 | 0.006 |
| FINAL BODY WT(G) | 425. | |

KIDNEYS
LIVER
LN, MESENTERIC
PITUITARY
STOMACH, GLAN
THYROID GLANDS
THYMUS
NO SIGNIFICANT CHANGES OBSERVED

| | | GRADE |
|---|---|---|
| MICRO: | NEPHROPATHY, CHRONIC PROGRESSIVE | 2 |
| | MINERALIZATION | 1 |
| MICRO: | INFILTRATE, MONONUCLEAR | 1 |
| MICRO: | ERYTHROCYTOSIS, SINUS | 1 |
| MICRO: | VACUOLATION, PARS DISTALIS | 1 |
| MICRO: | DILATATION, GLANDULAR | 1 |
| MICRO: | CYST, ULTIMOBRANCHIAL | P |
| MICRO: | DEPLETION, LYMPHOID | 1 |

| | | | | |
|---|---|---|---|---|
| GROSS: | ADRENAL GLANDS | AORTA | STERNUM | FEMUR |
| | JOINT | BRAIN | CECUM | COLON |
| | DUODENUM | EPIDIDYMIDES | ESOPHAGUS | EYES |
| | NERVES, OPTIC | HEART | ILEUM | JEJUNUM |
| | KIDNEYS | LN, MANDIBULAR | LAC. GLAND EXOR | LIVER |
| | LN, MESENTERIC | LUNGS | NERVE, SCIATIC | PANCREAS |
| | PITUITARY | PROSTATE | RECTUM | SPINAL CORD |
| | SAL. GLAND MAND | STOMACH | SKELETAL MUSCLE | SKIN |
| | SPLEEN | SEMINAL VESICLES | TESTES | THYROID GLANDS |
| | THYMUS | TRACHEA | URINARY BLADDER | LN, AXILLARY |
| | SKIN, TREATED | SKIN, UNTREATED | | |
| MICRO: | ADRENAL CORTEX | ADRENAL MEDULLA | AORTA | STERNUM |
| | MARROW, STERN | FEMUR | MARROW, FEMUR | JOINT |
| | BRAIN | CECUM | COLON | DUODENUM |
| | EPIDIDYMIDES | ESOPHAGUS | EYES | NERVES, OPTIC |
| | HEART | ILEUM | JEJUNUM | LN, MANDIBULAR |
| | LAC. GLAND EXOR | LUNGS | NERVE, SCIATIC | PANCREAS |
| | PROSTATE | RECTUM | SPINAL CORD | SAL. GLAND MAND |
| | STOMACH, NON | SKELETAL MUSCLE | SKIN | SPLEEN |
| | SEMINAL VESICLES | TESTES | PARATHYROIDS | TRACHEA |
| | URINARY BLADDER | LN, AXILLARY | SKIN, TREATED | SKIN, UNTREATED |

GROSS GRADE CODE: 1-SLIGHT, 2-MODERATE, 3-MARKED, P-PRESENT

MICRO GRADE CODE: 1-MINIMAL; 2-MILD; 3-MODERATE; 4-SEVERE; P-PRESENT

ANIMAL NO. 10466 GROUP 4: 25 MG/KG/DAY MALE SCHEDULED EUTH 07/31/11 DATE OF DEATH: 07/31/11 STUDY DAY: 90

| ORGAN WEIGHT | ABS.(G) | REL. | | | GRADE |
|---|---|---|---|---|---|
| BRAIN | 2.16 | 0.448 | HEART | MICRO: CARDIOMYOPATHY | 1 |
| LIVER | 16.08 | 3.336 | KIDNEYS | MICRO: NEPHROPATHY, CHRONIC PROGRESSIVE | 1 |
| KIDNEYS | 3.28 | 0.680 | LIVER | MICRO: INFILTRATE, MONONUCLEAR | 1 |
| SPLEEN | 1.47 | 0.305 | PITUITARY | MICRO: VACUOLATION, PARS DISTALIS | 2 |
| HEART | 1.89 | 0.392 | PARATHYROIDS | MICRO: NO SIGNIFICANT CHANGES OBSERVED | |
| TESTES | 3.51 | 0.728 | | ONE MISSING NOT IN PLANE OF SECTION | |
| EPIDIDYMIDES | 1.34 | 0.278 | TRACHEA | MICRO: DILATATION, GLANDULAR | 1 |
| PROSTATE | 1.20 | 0.249 | NO SIGNIFICANT | | |
| THYMUS | 0.1490 | 0.031 | CHANGES OBSERVED | | |
| ADRENAL GLANDS | 0.0726 | 0.015 | | | |
| PITUITARY | 0.0168 | 0.003 | | | |
| THYROIDS/PARATHY | 0.0271 | 0.006 | | | |
| FINAL BODY WT(G) | 482. | | | | |

| | | | | |
|---|---|---|---|---|
| GROSS: | ADRENAL GLANDS | AORTA | STERNUM | FEMUR |
| | JOINT | BRAIN | CECUM | COLON |
| | DUODENUM | EPIDIDYMIDES | ESOPHAGUS | EYES |
| | NERVES, OPTIC | HEART | ILEUM | JEJUNUM |
| | KIDNEYS | LN, MANDIBULAR | LAC. GLAND EXOR | LIVER |
| | LN, MESENTERIC | LUNGS | NERVE, SCIATIC | PANCREAS |
| | PITUITARY | PROSTATE | RECTUM | SPINAL CORD |
| | SAL. GLAND MAND | STOMACH | SKELETAL MUSCLE | SKIN |
| | SPLEEN | SEMINAL VESICLES | TESTES | THYROID GLANDS |
| | THYMUS | TRACHEA | URINARY BLADDER | LN, AXILLARY |
| | SKIN, TREATED | SKIN, UNTREATED | | |
| MICRO: | ADRENAL CORTEX | ADRENAL MEDULLA | AORTA | STERNUM |
| | MARROW, STERN | FEMUR | MARROW, FEMUR | JOINT |
| | BRAIN | CECUM | COLON | DUODENUM |
| | EPIDIDYMIDES | ESOPHAGUS | EYES | NERVES, OPTIC |
| | ILEUM | JEJUNUM | LN, MANDIBULAR | LAC. GLAND EXOR |
| | LN, MESENTERIC | LUNGS | NERVE, SCIATIC | PANCREAS |
| | PROSTATE | RECTUM | SPINAL CORD | SAL. GLAND MAND |
| | STOMACH, GLAN | STOMACH, NON | SKELETAL MUSCLE | SKIN |
| | SPLEEN | SEMINAL VESICLES | TESTES | THYROID GLANDS |
| | PARATHYROIDS | THYMUS | URINARY BLADDER | LN, AXILLARY |
| | SKIN, TREATED | SKIN, UNTREATED | | |

GROSS GRADE CODE: 1-SLIGHT, 2-MODERATE, 3-MARKED, P-PRESENT

MICRO GRADE CODE: 1-MINIMAL; 2-MILD; 3-MODERATE; 4-SEVERE; P-PRESENT

ANIMAL NO. 10471 GROUP 4: 25 MG/KG/DAY MALE SCHEDULED EUTH 07/31/11 DATE OF DEATH: 07/31/11 STUDY DAY: 90

| ORGAN WEIGHT | ABS.(G) | REL. | | | GRADE |
|---|---|---|---|---|---|
| BRAIN | 2.15 | 0.444 | ADRENAL CORTEX | MICRO: VACUOLATION, CYTOPLASMIC | 1 |
| LIVER | 15.21 | 3.143 | HEART | MICRO: PERIARTERITIS, CHRONIC | (1) |
| KIDNEYS | 3.34 | 0.690 | KIDNEYS | MICRO: NEPHROPATHY, CHRONIC PROGRESSIVE | 2 |
| SPLEEN | 0.89 | 0.184 | LN, MANDIBULAR | MICRO: ERYTHROCYTOSIS, SINUS | 1 |
| HEART | 2.40 | 0.496 | LIVER | MICRO: VACUOLATION, HEPATOCELLULAR | 1 |
| TESTES | 3.91 | 0.808 | | NECROSIS, HEPATOCELLULAR | ((1)) |
| EPIDIDYMIDES | 1.40 | 0.289 | | SUBCAPSULAR | |
| PROSTATE | 1.20 | 0.248 | LN, MESENTERIC | MICRO: ERYTHROCYTOSIS, SINUS | 1 |
| THYMUS | 0.0657 | 0.014 | PITUITARY | MICRO: VACUOLATION, PARS DISTALIS | 2 |
| ADRENAL GLANDS | 0.0609 | 0.013 | | CYST, PARS DISTALIS | P |
| PITUITARY | 0.0155 | 0.003 | PARATHYROIDS | MICRO: NO SIGNIFICANT CHANGES OBSERVED | |
| THYROIDS/PARATHY | 0.0274 | 0.006 | | ONE MISSING NOT IN PLANE OF SECTION | |
| FINAL BODY WT(G) | 484. | | THYMUS | GROSS: SMALL | P |
| | | | ^==> | GROSS UNCONFIRMED | |
| | | | THYMUS | MICRO: HEMORRHAGE | 1 |
| | | | NO SIGNIFICANT | | |
| | | | CHANGES OBSERVED | | |

GROSS: ADRENAL GLANDS, AORTA, STERNUM, FEMUR, JOINT, BRAIN, CECUM, COLON, DUODENUM, EPIDIDYMIDES, ESOPHAGUS, EYES, NERVES, OPTIC, HEART, ILEUM, JEJUNUM, KIDNEYS, LN, MANDIBULAR, LAC. GLAND EXOR, LIVER, LN, MESENTERIC, LUNGS, NERVE, SCIATIC, PANCREAS, PITUITARY, PROSTATE, RECTUM, SPINAL CORD, SAL. GLAND MAND, STOMACH, SKELETAL MUSCLE, SKIN, SPLEEN, SEMINAL VESICLES, TESTES, THYROID GLANDS, TRACHEA, URINARY BLADDER, LN, AXILLARY, SKIN, TREATED, SKIN, UNTREATED

MICRO: ADRENAL MEDULLA, AORTA, STERNUM, MARROW, STERN, FEMUR, MARROW, FEMUR, JOINT, BRAIN, CECUM, COLON, DUODENUM, EPIDIDYMIDES

ANIMAL NO. 10471 GROUP 4: 25 MG/KG/DAY MALE SCHEDULED EUTH 07/31/11 DATE OF DEATH: 07/31/11 STUDY DAY: 90

| | | | GRADE |
|---|---|---|---|
| ESOPHAGUS | EYES | NERVES, OPTIC | ILEUM |
| JEJUNUM | LAC. GLAND EXOR | LUNGS | NERVE, SCIATIC |
| PANCREAS | PROSTATE | RECTUM | SPINAL CORD |
| SAL. GLAND MAND | STOMACH, GLAN | STOMACH, NON | SKELETAL MUSCLE |
| SKIN | SPLEEN | SEMINAL VESICLES | TESTES |
| THYROID GLANDS | PARATHYROIDS | TRACHEA | URINARY BLADDER |
| LN, AXILLARY | SKIN, TREATED | SKIN, UNTREATED | |

GROSS GRADE CODE: 1-SLIGHT, 2-MODERATE, 3-MARKED, P-PRESENT

MICRO GRADE CODE: 1-MINIMAL; 2-MILD; 3-MODERATE; 4-SEVERE; P-PRESENT
( )-FOCAL/SOLITARY, (( ))-MULTIFOCAL/MULTIPLE, NO PARENTHESES-NOT SPECIFIED
^==> INDICATES MICRO CONFIRMATION OF ABOVE GROSS FINDING

ANIMAL NO. 10473 GROUP 4: 25 MG/KG/DAY MALE SCHEDULED EUTH 07/31/11 DATE OF DEATH: 07/31/11 STUDY DAY: 90

| ORGAN WEIGHT | ABS.(G) | REL. |
|---|---|---|
| BRAIN | 2.21 | 0.478 |
| LIVER | 14.21 | 3.076 |
| KIDNEYS | 2.75 | 0.595 |
| SPLEEN | 0.89 | 0.193 |
| HEART | 1.50 | 0.325 |
| TESTES | 3.54 | 0.766 |
| EPIDIDYMIDES | 1.32 | 0.286 |
| PROSTATE | 1.46 | 0.316 |
| THYMUS | 0.2203 | 0.048 |
| ADRENAL GLANDS | 0.0794 | 0.017 |
| PITUITARY | 0.0154 | 0.003 |
| THYROIDS/PARATHY | 0.0280 | 0.006 |
| FINAL BODY WT(G) | 462. | |

| | | GRADE |
|---|---|---|
| ADRENAL CORTEX | MICRO: NO SIGNIFICANT CHANGES OBSERVED<br>ONE MISSING NOT IN PLANE OF SECTION | |
| ADRENAL MEDULLA | MICRO: NO SIGNIFICANT CHANGES OBSERVED<br>ONE MISSING, NOT IN PLANE OF SECTION | |
| KIDNEYS | MICRO: NEPHROPATHY, CHRONIC PROGRESSIVE | 1 |
| LIVER | MICRO: INFILTRATE, MONONUCLEAR | 1 |
| PITUITARY | MICRO: VACUOLATION, PARS DISTALIS | 1 |
| THYROID GLANDS | MICRO: CYST, ULTIMOBRANCHIAL | P |
| PARATHYROIDS | MICRO: NO SIGNIFICANT CHANGES OBSERVED<br>ONE MISSING NOT IN PLANE OF SECTION | |
| NO SIGNIFICANT CHANGES OBSERVED | | |

| | | | | |
|---|---|---|---|---|
| GROSS: | ADRENAL GLANDS | AORTA | STERNUM | FEMUR |
| | JOINT | BRAIN | CECUM | COLON |
| | DUODENUM | EPIDIDYMIDES | ESOPHAGUS | EYES |
| | NERVES, OPTIC | HEART | ILEUM | JEJUNUM |
| | KIDNEYS | LN, MANDIBULAR | LAC. GLAND EXOR | LIVER |
| | LN, MESENTERIC | LUNGS | NERVE, SCIATIC | PANCREAS |
| | PITUITARY | PROSTATE | RECTUM | SPINAL CORD |
| | SAL. GLAND MAND | STOMACH | SKELETAL MUSCLE | SKIN |
| | SPLEEN | SEMINAL VESICLES | TESTES | THYROID GLANDS |
| | THYMUS | TRACHEA | URINARY BLADDER | LN, AXILLARY |
| | SKIN, TREATED | SKIN, UNTREATED | | |
| MICRO: | ADRENAL CORTEX | ADRENAL MEDULLA | AORTA | STERNUM |
| | MARROW, STERN | FEMUR | MARROW, FEMUR | JOINT |
| | BRAIN | CECUM | COLON | DUODENUM |
| | EPIDIDYMIDES | ESOPHAGUS | EYES | NERVES, OPTIC |
| | HEART | ILEUM | JEJUNUM | LN, MANDIBULAR |
| | LAC. GLAND EXOR | LN, MESENTERIC | LUNGS | NERVE, SCIATIC |
| | PANCREAS | PROSTATE | RECTUM | SPINAL CORD |

ANIMAL NO. 10473 GROUP 4: 25 MG/KG/DAY MALE SCHEDULED EUTH 07/31/11 DATE OF DEATH: 07/31/11 STUDY DAY: 90

| | | | GRADE |
|---|---|---|---|
| SAL. GLAND MAND | STOMACH, GLAN | STOMACH, NON | SKELETAL MUSCLE |
| SKIN | SPLEEN | SEMINAL VESICLES | TESTES |
| PARATHYROIDS | THYMUS | TRACHEA | URINARY BLADDER |
| LN, AXILLARY | SKIN, TREATED | SKIN, UNTREATED | |

GROSS GRADE CODE: 1-SLIGHT, 2-MODERATE, 3-MARKED, P-PRESENT

MICRO GRADE CODE: 1-MINIMAL; 2-MILD; 3-MODERATE; 4-SEVERE; P-PRESENT

ANIMAL NO. 10424 GROUP 5: 50 MG/KG/DAY MALE SCHEDULED EUTH 07/30/11 DATE OF DEATH: 07/30/11 STUDY DAY: 89

| ORGAN WEIGHT | ABS.(G) | REL. | | | GRADE |
|---|---|---|---|---|---|
| BRAIN | 2.00 | 0.488 | MARROW, STERN | MICRO: DEPLETION | 1 |
| LIVER | 15.42 | 3.761 | MARROW, FEMUR | MICRO: DEPLETION | 1 |
| KIDNEYS | 2.92 | 0.712 | KIDNEYS | MICRO: NEPHROPATHY, CHRONIC PROGRESSIVE | 1 |
| SPLEEN | 0.83 | 0.202 | LIVER | MICRO: INFILTRATE, MONONUCLEAR | 1 |
| HEART | 1.50 | 0.366 | | VACUOLATION, HEPATOCELLULAR | 1 |
| TESTES | 3.59 | 0.876 | LN, MESENTERIC | MICRO: ERYTHROCYTOSIS, SINUS | 1 |
| EPIDIDYMIDES | 1.24 | 0.302 | PANCREAS | MICRO: INFILTRATE, MONONUCLEAR | 2 |
| PROSTATE | 0.71 | 0.173 | PITUITARY | MICRO: VACUOLATION, PARS DISTALIS | 2 |
| THYMUS | 0.0787 | 0.019 | SKIN | GROSS: SCABBING | P |
| ADRENAL GLANDS | 0.0599 | 0.015 | | VENTRAL NECK; CEO SCABBING | |
| PITUITARY | 0.0141 | 0.003 | ^==> | SKIN: ULCERATION | |
| THYROIDS/PARATHY | 0.0242 | 0.006 | SKIN | MICRO: ULCERATION | (2) |
| FINAL BODY WT(G) | 410. | | PARATHYROIDS | MICRO: CYST | P |
| | | | THYMUS | GROSS: AREA(S), DARK RED | P |
| | | | | MULTIPLE, PINPOINT | |
| | | | ^==> | THYMUS: HEMORRHAGE | |
| | | | THYMUS | GROSS: SMALL | P |
| | | | ^==> | THYMUS: DEPLETION, LYMPHOID | |
| | | | THYMUS | MICRO: HEMORRHAGE | 1 |
| | | | | DEPLETION, LYMPHOID | 2 |
| | | | LN, AXILLARY | GROSS: DISCOLORATION, DARK RED | P |
| | | | | RIGHT | |
| | | | ^==> | LN, AXILLARY: ERYTHROCYTOSIS, SINUS | |
| | | | LN, AXILLARY | MICRO: ERYTHROCYTOSIS, SINUS | 1 |
| | | | NO SIGNIFICANT | | |
| | | | CHANGES OBSERVED | GROSS: | |

| | | | |
|---|---|---|---|
| ADRENAL GLANDS | AORTA | STERNUM | FEMUR |
| JOINT | BRAIN | CECUM | COLON |
| DUODENUM | EPIDIDYMIDES | ESOPHAGUS | EYES |
| NERVES, OPTIC | HEART | ILEUM | JEJUNUM |
| KIDNEYS | LN, MANDIBULAR | LAC. GLAND EXOR | LIVER |
| LN, MESENTERIC | LUNGS | NERVE, SCIATIC | PANCREAS |
| PITUITARY | PROSTATE | RECTUM | SPINAL CORD |

ANIMAL NO. 10424 GROUP 5: 50 MG/KG/DAY MALE SCHEDULED EUTH 07/30/11 DATE OF DEATH: 07/30/11 STUDY DAY: 89

| | | | | GRADE |
|---|---|---|---|---|
| | SAL. GLAND MAND | STOMACH | SKELETAL MUSCLE | SPLEEN |
| | SEMINAL VESICLES | TESTES | THYROID GLANDS | TRACHEA |
| | URINARY BLADDER | SKIN, TREATED | SKIN, UNTREATED | |
| MICRO: | ADRENAL CORTEX | ADRENAL MEDULLA | AORTA | STERNUM |
| | FEMUR | JOINT | BRAIN | CECUM |
| | COLON | DUODENUM | EPIDIDYMIDES | ESOPHAGUS |
| | EYES | NERVES, OPTIC | HEART | ILEUM |
| | JEJUNUM | LN, MANDIBULAR | LAC. GLAND EXOR | LUNGS |
| | NERVE, SCIATIC | PROSTATE | RECTUM | SPINAL CORD |
| | SAL. GLAND MAND | STOMACH, GLAN | STOMACH, NON | SKELETAL MUSCLE |
| | SPLEEN | SEMINAL VESICLES | TESTES | THYROID GLANDS |
| | TRACHEA | URINARY BLADDER | SKIN, TREATED | SKIN, UNTREATED |

GROSS GRADE CODE: 1-SLIGHT, 2-MODERATE, 3-MARKED, P-PRESENT

MICRO GRADE CODE: 1-MINIMAL; 2-MILD; 3-MODERATE; 4-SEVERE; P-PRESENT
( )-FOCAL/SOLITARY, (( ))-MULTIFOCAL/MULTIPLE, NO PARENTHESES-NOT SPECIFIED
^==> INDICATES MICRO CONFIRMATION OF ABOVE GROSS FINDING

ANIMAL NO. 10439 GROUP 5: 50 MG/KG/DAY MALE SCHEDULED EUTH 07/30/11 DATE OF DEATH: 07/30/11 STUDY DAY: 89

| ORGAN WEIGHT | ABS.(G) | REL. | | | GRADE |
|---|---|---|---|---|---|
| BRAIN | 2.09 | 0.539 | MARROW, STERN | MICRO: DEPLETION | 1 |
| LIVER | 13.92 | 3.588 | MARROW, FEMUR | MICRO: DEPLETION | 2 |
| KIDNEYS | 3.39 | 0.874 | HEART | MICRO: CARDIOMYOPATHY | 1 |
| SPLEEN | 0.75 | 0.193 | KIDNEYS | MICRO: NEPHROPATHY, CHRONIC PROGRESSIVE | 2 |
| HEART | 2.27 | 0.585 | | PIGMENT, BROWN | 1 |
| TESTES | 3.26 | 0.840 | | IN PROXIMAL RENAL TUBULES | |
| EPIDIDYMIDES | 1.20 | 0.309 | LN, MANDIBULAR | GROSS: ENLARGED | P |
| PROSTATE | 0.98 | 0.253 | | RIGHT | |
| THYMUS | 0.0505 | 0.013 | ^==> | GROSS UNCONFIRMED | |
| ADRENAL GLANDS | 0.0618 | 0.016 | LIVER | GROSS: PALE | P |
| PITUITARY | 0.0143 | 0.004 | | ALL LOBES | |
| THYROIDS/PARATHY | 0.0215 | 0.006 | ^==> | GROSS UNCONFIRMED | |
| FINAL BODY WT(G) | 388. | | LIVER | GROSS: ROUGH SURFACE | P |
| | | | | ALL LOBES | |
| | | | ^==> | LIVER: ATROPHY, HEPATOCELLULAR, CENTRILOBULAR | |
| | | | LIVER | MICRO: ATROPHY, HEPATOCELLULAR, CENTRILOBULAR | 3 |
| | | | | NECROSIS, HEPATOCELLULAR, CENTRILOBULAR | 2 |
| | | | | WITH HEMORRHAGE | |
| | | | LN, MESENTERIC | MICRO: ERYTHROCYTOSIS, SINUS | 1 |
| | | | LUNGS | MICRO: INFILTRATE, MONONUCLEAR, PERIVASCULAR | 2 |
| | | | PANCREAS | GROSS: PALE | P |
| | | | ^==> | GROSS UNCONFIRMED | |
| | | | PITUITARY | MICRO: VACUOLATION, PARS DISTALIS | 2 |
| | | | THYMUS | GROSS: SMALL | P |
| | | | ^==> | THYMUS: DEPLETION, LYMPHOID | |
| | | | THYMUS | MICRO: DEPLETION, LYMPHOID | 2 |
| | | | NO SIGNIFICANT CHANGES OBSERVED | GROSS: ADRENAL GLANDS, AORTA, STERNUM, FEMUR, JOINT, BRAIN, CECUM, COLON, DUODENUM, EPIDIDYMIDES, ESOPHAGUS, EYES | |

ANIMAL NO. 10439 GROUP 5: 50 MG/KG/DAY MALE SCHEDULED EUTH 07/30/11 DATE OF DEATH: 07/30/11 STUDY DAY: 89

| | | | | GRADE |
|---|---|---|---|---|
| | NERVES, OPTIC | HEART | ILEUM | JEJUNUM |
| | KIDNEYS | LAC. GLAND EXOR | LN, MESENTERIC | LUNGS |
| | NERVE, SCIATIC | PITUITARY | PROSTATE | RECTUM |
| | SPINAL CORD | SAL. GLAND MAND | STOMACH | SKELETAL MUSCLE |
| | SKIN | SPLEEN | SEMINAL VESICLES | TESTES |
| | THYROID GLANDS | TRACHEA | URINARY BLADDER | LN, AXILLARY |
| | SKIN, TREATED | SKIN, UNTREATED | | |
| MICRO: | ADRENAL CORTEX | ADRENAL MEDULLA | AORTA | STERNUM |
| | FEMUR | JOINT | BRAIN | CECUM |
| | COLON | DUODENUM | EPIDIDYMIDES | ESOPHAGUS |
| | EYES | NERVES, OPTIC | ILEUM | JEJUNUM |
| | LN, MANDIBULAR | LAC. GLAND EXOR | NERVE, SCIATIC | PANCREAS |
| | PROSTATE | RECTUM | SPINAL CORD | SAL. GLAND MAND |
| | STOMACH, GLAN | STOMACH, NON | SKELETAL MUSCLE | SKIN |
| | SPLEEN | SEMINAL VESICLES | TESTES | THYROID GLANDS |
| | PARATHYROIDS | TRACHEA | URINARY BLADDER | LN, AXILLARY |
| | SKIN, TREATED | SKIN, UNTREATED | | |

GROSS GRADE CODE: 1-SLIGHT, 2-MODERATE, 3-MARKED, P-PRESENT

MICRO GRADE CODE: 1-MINIMAL; 2-MILD; 3-MODERATE; 4-SEVERE; P-PRESENT
^==> INDICATES MICRO CONFIRMATION OF ABOVE GROSS FINDING

ANIMAL NO. 10440 GROUP 5: 50 MG/KG/DAY MALE SCHEDULED EUTH 07/30/11 DATE OF DEATH: 07/30/11 STUDY DAY: 89

| ORGAN WEIGHT | ABS.(G) | REL. |
|---|---|---|
| BRAIN | 1.90 | 0.492 |
| LIVER | 16.74 | 4.337 |
| KIDNEYS | 2.79 | 0.723 |
| SPLEEN | 0.80 | 0.207 |
| HEART | 1.32 | 0.342 |
| TESTES | 4.06 | 1.052 |
| EPIDIDYMIDES | 1.39 | 0.360 |
| PROSTATE | 1.03 | 0.267 |
| THYMUS | 0.1102 | 0.029 |
| ADRENAL GLANDS | 0.0700 | 0.018 |
| PITUITARY | 0.0110 | 0.003 |
| THYROIDS/PARATHY | 0.0243 | 0.006 |
| FINAL BODY WT(G) | 386. | |

KIDNEYS NO SIGNIFICANT CHANGES OBSERVED
LN, MANDIBULAR
LN, MESENTERIC
PANCREAS
PITUITARY
THYROID GLANDS
THYMUS

| | | GRADE |
|---|---|---|
| MICRO: | NEPHROPATHY, CHRONIC PROGRESSIVE | 2 |
| | MINERALIZATION | 1 |
| MICRO: | ERYTHROCYTOSIS, SINUS | 1 |
| MICRO: | ERYTHROCYTOSIS, SINUS | 1 |
| MICRO: | INFILTRATE, MONONUCLEAR | 1 |
| MICRO: | VACUOLATION, PARS DISTALIS | 2 |
| MICRO: | CYST, ULTIMOBRANCHIAL | P |
| MICRO: | HEMORRHAGE | 1 |

| | | | | |
|---|---|---|---|---|
| GROSS: | ADRENAL GLANDS | AORTA | STERNUM | FEMUR |
| | JOINT | BRAIN | CECUM | COLON |
| | DUODENUM | EPIDIDYMIDES | ESOPHAGUS | EYES |
| | NERVES, OPTIC | HEART | ILEUM | JEJUNUM |
| | KIDNEYS | LN, MANDIBULAR | LAC. GLAND EXOR | LIVER |
| | LN, MESENTERIC | LUNGS | NERVE, SCIATIC | PANCREAS |
| | PITUITARY | PROSTATE | RECTUM | SPINAL CORD |
| | SAL. GLAND MAND | STOMACH | SKELETAL MUSCLE | SKIN |
| | SPLEEN | SEMINAL VESICLES | TESTES | THYROID GLANDS |
| | THYMUS | TRACHEA | URINARY BLADDER | LN, AXILLARY |
| | SKIN, TREATED | SKIN, UNTREATED | | |
| MICRO: | ADRENAL CORTEX | ADRENAL MEDULLA | AORTA | STERNUM |
| | MARROW, STERN | FEMUR | MARROW, FEMUR | JOINT |
| | BRAIN | CECUM | COLON | DUODENUM |
| | EPIDIDYMIDES | ESOPHAGUS | EYES | NERVES, OPTIC |
| | HEART | ILEUM | JEJUNUM | LAC. GLAND EXOR |
| | LIVER | LUNGS | NERVE, SCIATIC | PROSTATE |
| | RECTUM | SPINAL CORD | SAL. GLAND MAND | STOMACH, GLAN |
| | STOMACH, NON | SKELETAL MUSCLE | SKIN | SPLEEN |
| | SEMINAL VESICLES | TESTES | PARATHYROIDS | TRACHEA |
| | URINARY BLADDER | LN, AXILLARY | SKIN, TREATED | SKIN, UNTREATED |

GROSS GRADE CODE: 1-SLIGHT, 2-MODERATE, 3-MARKED, P-PRESENT

MICRO GRADE CODE: 1-MINIMAL; 2-MILD; 3-MODERATE; 4-SEVERE; P-PRESENT

ANIMAL NO. 10450 GROUP 5: 50 MG/KG/DAY MALE SCHEDULED EUTH 07/31/11 DATE OF DEATH: 07/31/11 STUDY DAY: 90

| ORGAN WEIGHT | ABS.(G) | REL. | | | GRADE |
|---|---|---|---|---|---|
| BRAIN | 1.98 | 0.499 | KIDNEYS | MICRO: NEPHROPATHY, CHRONIC PROGRESSIVE | 1 |
| LIVER | 14.49 | 3.650 | LIVER | MICRO: INFILTRATE, MONONUCLEAR | 1 |
| KIDNEYS | 2.73 | 0.688 | LN, MESENTERIC | MICRO: ERYTHROCYTOSIS, SINUS | 1 |
| SPLEEN | 1.00 | 0.252 | PITUITARY | MICRO: VACUOLATION, PARS DISTALIS | 2 |
| HEART | 1.51 | 0.380 | THYROID GLANDS | MICRO: CYST, ULTIMOBRANCHIAL | P |
| TESTES | 3.62 | 0.912 | TRACHEA | MICRO: DILATATION, GLANDULAR | 1 |
| EPIDIDYMIDES | 1.39 | 0.350 | LN, MEDIASTINAL | GROSS: ENLARGED | P |
| PROSTATE | 0.82 | 0.207 | ^==> GROSS | UNCONFIRMED | |
| THYMUS | 0.1030 | 0.026 | LN, MEDIASTINAL | MICRO: ERYTHROCYTOSIS, SINUS | 1 |
| ADRENAL GLANDS | 0.0601 | 0.015 | NO SIGNIFICANT | | |
| PITUITARY | 0.0126 | 0.003 | CHANGES OBSERVED | | |
| THYROIDS/PARATHY | 0.0306 | 0.008 | | | |
| FINAL BODY WT(G) | 397. | | | | |

| | | | | |
|---|---|---|---|---|
| GROSS: | ADRENAL GLANDS | AORTA | STERNUM | FEMUR |
| | JOINT | BRAIN | CECUM | COLON |
| | DUODENUM | EPIDIDYMIDES | ESOPHAGUS | EYES |
| | NERVES, OPTIC | HEART | ILEUM | JEJUNUM |
| | KIDNEYS | LN, MANDIBULAR | LAC. GLAND EXOR | LIVER |
| | LN, MESENTERIC | LUNGS | NERVE, SCIATIC | PANCREAS |
| | PITUITARY | PROSTATE | RECTUM | SPINAL CORD |
| | SAL. GLAND MAND | STOMACH | SKELETAL MUSCLE | SKIN |
| | SPLEEN | SEMINAL VESICLES | TESTES | THYROID GLANDS |
| | THYMUS | TRACHEA | URINARY BLADDER | LN, AXILLARY |
| | SKIN, TREATED | SKIN, UNTREATED | | |
| MICRO: | ADRENAL CORTEX | ADRENAL MEDULLA | AORTA | STERNUM |
| | MARROW, STERN | FEMUR | MARROW, FEMUR | JOINT |
| | BRAIN | CECUM | COLON | DUODENUM |
| | EPIDIDYMIDES | ESOPHAGUS | EYES | NERVES, OPTIC |
| | HEART | ILEUM | JEJUNUM | LN, MANDIBULAR |
| | LAC. GLAND EXOR | LUNGS | NERVE, SCIATIC | PANCREAS |
| | PROSTATE | RECTUM | SPINAL CORD | SAL. GLAND MAND |
| | STOMACH, GLAN | STOMACH, NON | SKELETAL MUSCLE | SKIN |
| | SPLEEN | SEMINAL VESICLES | TESTES | PARATHYROIDS |
| | THYMUS | URINARY BLADDER | LN, AXILLARY | SKIN, TREATED |
| | SKIN, UNTREATED | | | |

ANIMAL NO. 10450 GROUP 5: 50 MG/KG/DAY MALE SCHEDULED EUTH 07/31/11 DATE OF DEATH: 07/31/11 STUDY DAY: 90

GRADE

---

GROSS GRADE CODE: 1-SLIGHT, 2-MODERATE, 3-MARKED, P-PRESENT

MICRO GRADE CODE: 1-MINIMAL; 2-MILD; 3-MODERATE; 4-SEVERE; P-PRESENT
^==> INDICATES MICRO CONFIRMATION OF ABOVE GROSS FINDING

ANIMAL NO. 10472 GROUP 5: 50 MG/KG/DAY MALE SCHEDULED EUTH 07/31/11 DATE OF DEATH: 07/31/11 STUDY DAY: 90

| ORGAN WEIGHT | ABS.(G) | REL. |
|---|---|---|
| BRAIN | 1.99 | 0.514 |
| LIVER | 16.00 | 4.134 |
| KIDNEYS | 2.77 | 0.716 |
| SPLEEN | 0.86 | 0.222 |
| HEART | 1.49 | 0.385 |
| TESTES | 3.43 | 0.886 |
| EPIDIDYMIDES | 1.23 | 0.318 |
| PROSTATE | 0.79 | 0.204 |
| THYMUS | 0.0800 | 0.021 |
| ADRENAL GLANDS | 0.0463 | 0.012 |
| PITUITARY | 0.0152 | 0.004 |
| THYROIDS/PARATHY | 0.0263 | 0.007 |
| FINAL BODY WT(G) | 387. | |

MARROW, STERN
KIDNEYS
LIVER
LN, MESENTERIC
PITUITARY
THYMUS
NO SIGNIFICANT
CHANGES OBSERVED

| | | GRADE |
|---|---|---|
| MICRO: | DEPLETION | 1 |
| MICRO: | NEPHROPATHY, CHRONIC PROGRESSIVE | 2 |
| MICRO: | VACUOLATION, HEPATOCELLULAR | 2 |
| MICRO: | ERYTHROCYTOSIS, SINUS | 1 |
| MICRO: | VACUOLATION, PARS DISTALIS | 2 |
| MICRO: | DEPLETION, LYMPHOID | 1 |

| | | | | |
|---|---|---|---|---|
| GROSS: | ADRENAL GLANDS | AORTA | STERNUM | FEMUR |
| | JOINT | BRAIN | CECUM | COLON |
| | DUODENUM | EPIDIDYMIDES | ESOPHAGUS | EYES |
| | NERVES, OPTIC | HEART | ILEUM | JEJUNUM |
| | KIDNEYS | LN, MANDIBULAR | LAC. GLAND EXOR | LIVER |
| | LN, MESENTERIC | LUNGS | NERVE, SCIATIC | PANCREAS |
| | PITUITARY | PROSTATE | RECTUM | SPINAL CORD |
| | SAL. GLAND MAND | STOMACH | SKELETAL MUSCLE | SKIN |
| | SPLEEN | SEMINAL VESICLES | TESTES | THYROID GLANDS |
| | THYMUS | TRACHEA | URINARY BLADDER | LN, AXILLARY |
| | SKIN, TREATED | SKIN, UNTREATED | | |
| MICRO: | ADRENAL CORTEX | ADRENAL MEDULLA | AORTA | STERNUM |
| | FEMUR | MARROW, FEMUR | JOINT | BRAIN |
| | CECUM | COLON | DUODENUM | EPIDIDYMIDES |
| | ESOPHAGUS | EYES | NERVES, OPTIC | HEART |
| | ILEUM | JEJUNUM | LN, MANDIBULAR | LAC. GLAND EXOR |
| | LUNGS | NERVE, SCIATIC | PANCREAS | PROSTATE |
| | RECTUM | SPINAL CORD | SAL. GLAND MAND | STOMACH, GLAN |
| | STOMACH, NON | SKELETAL MUSCLE | SKIN | SPLEEN |
| | SEMINAL VESICLES | TESTES | THYROID GLANDS | PARATHYROIDS |
| | TRACHEA | URINARY BLADDER | LN, AXILLARY | SKIN, TREATED |
| | SKIN, UNTREATED | | | |

GROSS GRADE CODE: 1-SLIGHT, 2-MODERATE, 3-MARKED, P-PRESENT

MICRO GRADE CODE: 1-MINIMAL; 2-MILD; 3-MODERATE; 4-SEVERE; P-PRESENT

ANIMAL NO. 10486 GROUP 1: UNTREATED FEMALE SCHEDULED EUTH 07/30/11 DATE OF DEATH: 07/30/11 STUDY DAY: 89

| ORGAN WEIGHT | ABS.(G) | REL. |
|---|---|---|
| BRAIN | 1.88 | 0.657 |
| LIVER | 7.61 | 2.661 |
| KIDNEYS | 1.94 | 0.678 |
| SPLEEN | 0.57 | 0.199 |
| HEART | 1.02 | 0.357 |
| UTERUS | 0.87 | 0.304 |
| THYMUS | 0.2294 | 0.080 |
| OVARIES/OVIDUCTS | 0.1305 | 0.046 |
| ADRENAL GLANDS | 0.0660 | 0.023 |
| PITUITARY | 0.0177 | 0.006 |
| THYROIDS/PARATHY | 0.0175 | 0.006 |
| FINAL BODY WT(G) | 286. | |

LN, MANDIBULAR
LIVER
LUNGS
THYMUS
UTERUS
VAGINA
NO SIGNIFICANT
CHANGES OBSERVED

| | | GRADE |
|---|---|---|
| MICRO: | ERYTHROCYTOSIS, SINUS | 1 |
| MICRO: | INFILTRATE, MONONUCLEAR | 1 |
| MICRO: | INFILTRATE, MONONUCLEAR, PERIVASCULAR | (1) |
| MICRO: | HEMORRHAGE | 1 |
| MICRO: | DILATATION, LUMEN | 1 |
| MICRO: | ESTROUS CYCLE: PROESTRUS | P |

| | | | | |
|---|---|---|---|---|
| GROSS: | ADRENAL GLANDS | AORTA | STERNUM | FEMUR |
| | JOINT | BRAIN | CECUM | COLON |
| | DUODENUM | ESOPHAGUS | EYES | NERVES, OPTIC |
| | HEART | ILEUM | JEJUNUM | KIDNEYS |
| | LN, MANDIBULAR | LAC. GLAND EXOR | LIVER | LN, MESENTERIC |
| | LUNGS | MAMMARY GLAND | NERVE, SCIATIC | OVIDUCTS |
| | OVARIES | PANCREAS | PITUITARY | RECTUM |
| | SPINAL CORD | SAL. GLAND MAND | STOMACH | SKELETAL MUSCLE |
| | SKIN | SPLEEN | THYROID GLANDS | THYMUS |
| | TRACHEA | URINARY BLADDER | UTERUS | VAGINA |
| | CERVIX | LN, AXILLARY | SKIN, TREATED | SKIN, UNTREATED |
| MICRO: | ADRENAL CORTEX | ADRENAL MEDULLA | AORTA | STERNUM |
| | MARROW, STERN | FEMUR | MARROW, FEMUR | JOINT |
| | BRAIN | CECUM | COLON | DUODENUM |
| | ESOPHAGUS | EYES | NERVES, OPTIC | HEART |
| | ILEUM | JEJUNUM | KIDNEYS | LAC. GLAND EXOR |
| | LN, MESENTERIC | MAMMARY GLAND | NERVE, SCIATIC | OVIDUCTS |
| | OVARIES | PANCREAS | PITUITARY | RECTUM |
| | SPINAL CORD | SAL. GLAND MAND | STOMACH, GLAN | STOMACH, NON |
| | SKELETAL MUSCLE | SKIN | SPLEEN | THYROID GLANDS |
| | PARATHYROIDS | TRACHEA | URINARY BLADDER | CERVIX |
| | LN, AXILLARY | SKIN, TREATED | SKIN, UNTREATED | |

GROSS GRADE CODE: 1-SLIGHT, 2-MODERATE, 3-MARKED, P-PRESENT

MICRO GRADE CODE: 1-MINIMAL; 2-MILD; 3-MODERATE; 4-SEVERE; P-PRESENT
( )-FOCAL/SOLITARY, (( ))-MULTIFOCAL/MULTIPLE, NO PARENTHESES-NOT SPECIFIED

ANIMAL NO. 10491 GROUP 1: UNTREATED FEMALE SCHEDULED EUTH 07/30/11 DATE OF DEATH: 07/30/11 STUDY DAY: 89

| ORGAN WEIGHT | ABS.(G) | REL. |
|---|---|---|
| BRAIN | 1.94 | 0.708 |
| LIVER | 6.89 | 2.515 |
| KIDNEYS | 1.70 | 0.620 |
| SPLEEN | 0.62 | 0.226 |
| HEART | 1.12 | 0.409 |
| UTERUS | 1.01 | 0.369 |
| THYMUS | 0.3055 | 0.111 |
| OVARIES/OVIDUCTS | 0.1298 | 0.047 |
| ADRENAL GLANDS | 0.0609 | 0.022 |
| PITUITARY | 0.0153 | 0.006 |
| THYROIDS/PARATHY | 0.0168 | 0.006 |
| FINAL BODY WT(G) | 274. | |

| | | GRADE |
|---|---|---|
| KIDNEYS | MICRO: INFILTRATE, MONONUCLEAR | 1 |
| LN, MANDIBULAR | GROSS: ENLARGED<br>RIGHT | P |
| ^==> | GROSS UNCONFIRMED | |
| LIVER | GROSS: AREA(S), WHITE<br>ONE, 1 MM IN DIAMETER, MEDIAN LOBE | P |
| ^==> | GROSS UNCONFIRMED | |
| LIVER | MICRO: INFILTRATE, MONONUCLEAR | 1 |
| LN, MESENTERIC | MICRO: ERYTHROCYTOSIS, SINUS | 1 |
| PANCREAS | MICRO: INFILTRATE, MONONUCLEAR | (1) |
| THYROID GLANDS | MICRO: CYST, ULTIMOBRANCHIAL | P |
| PARATHYROIDS | MICRO: NO SIGNIFICANT CHANGES OBSERVED<br>ONE MISSING NOT IN PLANE OF SECTION | |
| UTERUS | GROSS: CONTENTS, CLEAR FLUID<br>BOTH HORNS | P |
| ^==> | UTERUS: DILATATION, LUMEN | |
| UTERUS | MICRO: DILATATION, LUMEN | 1 |
| VAGINA | MICRO: ESTROUS CYCLE: PROESTRUS | P |

NO SIGNIFICANT CHANGES OBSERVED

GROSS:

| | | | |
|---|---|---|---|
| ADRENAL GLANDS | AORTA | STERNUM | FEMUR |
| JOINT | BRAIN | CECUM | COLON |
| DUODENUM | ESOPHAGUS | EYES | NERVES, OPTIC |
| HEART | ILEUM | JEJUNUM | KIDNEYS |
| LAC. GLAND EXOR | LN, MESENTERIC | LUNGS | MAMMARY GLAND |
| NERVE, SCIATIC | OVIDUCTS | OVARIES | PANCREAS |
| PITUITARY | RECTUM | SPINAL CORD | SAL. GLAND MAND |
| STOMACH | SKELETAL MUSCLE | SKIN | SPLEEN |
| THYROID GLANDS | THYMUS | TRACHEA | URINARY BLADDER |
| VAGINA | CERVIX | LN, AXILLARY | SKIN, TREATED |
| SKIN, UNTREATED | | | |

MICRO:

| | | | |
|---|---|---|---|
| ADRENAL CORTEX | ADRENAL MEDULLA | AORTA | STERNUM |

ANIMAL NO. 10491 GROUP 1: UNTREATED FEMALE SCHEDULED EUTH 07/30/11 DATE OF DEATH: 07/30/11 STUDY DAY: 89

| | | | GRADE |
|---|---|---|---|
| MARROW, STERN | FEMUR | MARROW, FEMUR | JOINT |
| BRAIN | CECUM | COLON | DUODENUM |
| ESOPHAGUS | EYES | NERVES, OPTIC | HEART |
| ILEUM | JEJUNUM | LN, MANDIBULAR | LAC. GLAND EXOR |
| LUNGS | MAMMARY GLAND | NERVE, SCIATIC | OVIDUCTS |
| OVARIES | PITUITARY | RECTUM | SPINAL CORD |
| SAL. GLAND MAND | STOMACH, GLAN | STOMACH, NON | SKELETAL MUSCLE |
| SKIN | SPLEEN | PARATHYROIDS | THYMUS |
| TRACHEA | URINARY BLADDER | CERVIX | LN, AXILLARY |
| SKIN, TREATED | SKIN, UNTREATED | | |

GROSS GRADE CODE: 1-SLIGHT, 2-MODERATE, 3-MARKED, P-PRESENT

MICRO GRADE CODE: 1-MINIMAL; 2-MILD; 3-MODERATE; 4-SEVERE; P-PRESENT
( )-FOCAL/SOLITARY, (( ))-MULTIFOCAL/MULTIPLE, NO PARENTHESES-NOT SPECIFIED
^==> INDICATES MICRO CONFIRMATION OF ABOVE GROSS FINDING

ANIMAL NO. 10494 GROUP 1: UNTREATED FEMALE SCHEDULED EUTH 07/30/11 DATE OF DEATH: 07/30/11 STUDY DAY: 89

| ORGAN WEIGHT | ABS.(G) | REL. | | | | GRADE |
|---|---|---|---|---|---|---|
| | | | ADRENAL CORTEX | MICRO: | VACUOLATION, CYTOPLASMIC | (1) |
| BRAIN | 1.93 | 0.687 | DUODENUM | MICRO: | ECTOPIC TISSUE | P |
| LIVER | 8.04 | 2.861 | KIDNEYS | GROSS: | SMALL | P |
| KIDNEYS | 1.84 | 0.655 | | | LEFT | |
| SPLEEN | 0.68 | 0.242 | ^==> | KIDNEYS: | PYELONEPHRITIS | |
| HEART | 1.04 | 0.370 | KIDNEYS | GROSS: | PALE | P |
| UTERUS | 0.51 | 0.181 | | | LEFT | |
| THYMUS | 0.2371 | 0.084 | ^==> | KIDNEYS: | PYELONEPHRITIS | |
| OVARIES/OVIDUCTS | 0.1496 | 0.053 | KIDNEYS | GROSS: | ROUGH SURFACE | P |
| ADRENAL GLANDS | 0.0824 | 0.029 | | | LEFT | |
| PITUITARY | 0.0194 | 0.007 | ^==> | KIDNEYS: | PYELONEPHRITIS | |
| THYROIDS/PARATHY | 0.0225 | 0.008 | KIDNEYS | GROSS: | MISSHAPEN | P |
| FINAL BODY WT(G) | 281. | | | | LEFT | |
| | | | ^==> | KIDNEYS: | PYELONEPHRITIS | |
| | | | KIDNEYS | GROSS: | AREA(S), DEPRESSED | P |
| | | | | | ONE, 3 MM IN DIAMETER, IN CORTEX, RIGHT | |
| | | | ^==> | KIDNEYS: | PYELONEPHRITIS | |
| | | | KIDNEYS | MICRO: | MINERALIZATION | 2 |
| | | | | | NEPHROPATHY, CHRONIC PROGRESSIVE | 1 |
| | | | | | PYELONEPHRITIS | 3 |
| | | | LN, MANDIBULAR | MICRO: | ERYTHROCYTOSIS, SINUS | 2 |
| | | | LIVER | MICRO: | INFILTRATE, MONONUCLEAR | 1 |
| | | | THYROID GLANDS | MICRO: | CYST, ULTIMOBRANCHIAL | P |
| | | | PARATHYROIDS | MICRO: | NO SIGNIFICANT CHANGES OBSERVED | |
| | | | | | ONE MISSING NOT IN PLANE OF SECTION | |
| | | | URINARY BLADDER | MICRO: | INFLAMMATION, CHRONIC | 2 |
| | | | UTERUS | MICRO: | DILATATION, LUMEN | 1 |
| | | | VAGINA | MICRO: | ESTROUS CYCLE: DIESTRUS | P |
| | | | NO SIGNIFICANT CHANGES OBSERVED | GROSS: | ADRENAL GLANDS AORTA STERNUM FEMUR JOINT BRAIN CECUM COLON | |

ANIMAL NO. 10494 GROUP 1: UNTREATED FEMALE SCHEDULED EUTH 07/30/11 DATE OF DEATH: 07/30/11 STUDY DAY: 89

| | | | | GRADE |
|---|---|---|---|---|
| | DUODENUM | ESOPHAGUS | EYES | NERVES, OPTIC |
| | HEART | ILEUM | JEJUNUM | LN, MANDIBULAR |
| | LAC. GLAND EXOR | LIVER | LN, MESENTERIC | LUNGS |
| | MAMMARY GLAND | NERVE, SCIATIC | OVIDUCTS | OVARIES |
| | PANCREAS | PITUITARY | RECTUM | SPINAL CORD |
| | SAL. GLAND MAND | STOMACH | SKELETAL MUSCLE | SKIN |
| | SPLEEN | THYROID GLANDS | THYMUS | TRACHEA |
| | URINARY BLADDER | UTERUS | VAGINA | CERVIX |
| | LN, AXILLARY | SKIN, TREATED | SKIN, UNTREATED | |
| MICRO: | ADRENAL MEDULLA | AORTA | STERNUM | MARROW, STERN |
| | FEMUR | MARROW, FEMUR | JOINT | BRAIN |
| | CECUM | COLON | ESOPHAGUS | EYES |
| | NERVES, OPTIC | HEART | ILEUM | JEJUNUM |
| | LAC. GLAND EXOR | LN, MESENTERIC | LUNGS | MAMMARY GLAND |
| | NERVE, SCIATIC | OVIDUCTS | OVARIES | PANCREAS |
| | PITUITARY | RECTUM | SPINAL CORD | SAL. GLAND MAND |
| | STOMACH, GLAN | STOMACH, NON | SKELETAL MUSCLE | SKIN |
| | SPLEEN | PARATHYROIDS | THYMUS | TRACHEA |
| | CERVIX | LN, AXILLARY | SKIN, TREATED | SKIN, UNTREATED |

GROSS GRADE CODE: 1-SLIGHT, 2-MODERATE, 3-MARKED, P-PRESENT

MICRO GRADE CODE: 1-MINIMAL; 2-MILD; 3-MODERATE; 4-SEVERE; P-PRESENT
( )-FOCAL/SOLITARY, (( ))-MULTIFOCAL/MULTIPLE, NO PARENTHESES-NOT SPECIFIED
^==> INDICATES MICRO CONFIRMATION OF ABOVE GROSS FINDING

ANIMAL NO. 10495 GROUP 1: UNTREATED FEMALE SCHEDULED EUTH 07/30/11 DATE OF DEATH: 07/30/11 STUDY DAY: 89

| ORGAN WEIGHT | ABS.(G) | REL. |
|---|---|---|
| BRAIN | 1.98 | 0.828 |
| LIVER | 6.52 | 2.728 |
| KIDNEYS | 1.61 | 0.674 |
| SPLEEN | 0.46 | 0.192 |
| HEART | 0.97 | 0.406 |
| UTERUS | 2.83 | 1.184 |
| THYMUS | 0.2257 | 0.094 |
| OVARIES/OVIDUCTS | 0.1214 | 0.051 |
| ADRENAL GLANDS | 0.0687 | 0.029 |
| PITUITARY | 0.0204 | 0.009 |
| THYROIDS/PARATHY | 0.0184 | 0.008 |
| FINAL BODY WT(G) | 239. | |

| | | GRADE |
|---|---|---|
| LIVER | MICRO: INFILTRATE, MONONUCLEAR | 1 |
| PARATHYROIDS | MICRO: NO SIGNIFICANT CHANGES OBSERVED | |
| | ONE MISSING NOT IN PLANE OF SECTION | |
| UTERUS | GROSS: CONTENTS, CLEAR FLUID | P |
| | BOTH HORNS | |
| ^==> | UTERUS: DILATATION, LUMEN | |
| UTERUS | MICRO: DILATATION, LUMEN | 1 |
| VAGINA | MICRO: ESTROUS CYCLE: ESTRUS | P |
| NO SIGNIFICANT CHANGES OBSERVED | | |

| | | | | |
|---|---|---|---|---|
| GROSS: | ADRENAL GLANDS | AORTA | STERNUM | FEMUR |
| | JOINT | BRAIN | CECUM | COLON |
| | DUODENUM | ESOPHAGUS | EYES | NERVES, OPTIC |
| | HEART | ILEUM | JEJUNUM | KIDNEYS |
| | LN, MANDIBULAR | LAC. GLAND EXOR | LIVER | LN, MESENTERIC |
| | LUNGS | MAMMARY GLAND | NERVE, SCIATIC | OVIDUCTS |
| | OVARIES | PANCREAS | PITUITARY | RECTUM |
| | SPINAL CORD | SAL. GLAND MAND | STOMACH | SKELETAL MUSCLE |
| | SKIN | SPLEEN | THYROID GLANDS | THYMUS |
| | TRACHEA | URINARY BLADDER | VAGINA | CERVIX |
| | LN, AXILLARY | SKIN, TREATED | SKIN, UNTREATED | |
| MICRO: | ADRENAL CORTEX | ADRENAL MEDULLA | AORTA | STERNUM |
| | MARROW, STERN | FEMUR | MARROW, FEMUR | JOINT |
| | BRAIN | CECUM | COLON | DUODENUM |
| | ESOPHAGUS | EYES | NERVES, OPTIC | HEART |
| | ILEUM | JEJUNUM | KIDNEYS | LN, MANDIBULAR |
| | LAC. GLAND EXOR | LN, MESENTERIC | LUNGS | MAMMARY GLAND |
| | NERVE, SCIATIC | OVIDUCTS | OVARIES | PANCREAS |
| | PITUITARY | RECTUM | SPINAL CORD | SAL. GLAND MAND |
| | STOMACH, GLAN | STOMACH, NON | SKELETAL MUSCLE | SKIN |
| | SPLEEN | THYROID GLANDS | PARATHYROIDS | THYMUS |
| | TRACHEA | URINARY BLADDER | CERVIX | LN, AXILLARY |

ANIMAL NO. 10495 GROUP 1: UNTREATED FEMALE SCHEDULED EUTH 07/30/11 DATE OF DEATH: 07/30/11 STUDY DAY: 89

| | GRADE |
|---|---|
| | SKIN, TREATED | SKIN, UNTREATED |

GROSS GRADE CODE: 1-SLIGHT, 2-MODERATE, 3-MARKED, P-PRESENT

MICRO GRADE CODE: 1-MINIMAL; 2-MILD; 3-MODERATE; 4-SEVERE; P-PRESENT
^==> INDICATES MICRO CONFIRMATION OF ABOVE GROSS FINDING

ANIMAL NO. 10496 GROUP 1: UNTREATED FEMALE SCHEDULED EUTH 07/30/11 DATE OF DEATH: 07/30/11 STUDY DAY: 89

| ORGAN WEIGHT | ABS.(G) | REL. | GENERAL COMMENT | GROSS: ORGAN DAMAGED AT NECROPSY | GRADE |
|---|---|---|---|---|---|
| BRAIN | 1.88 | 0.686 | | PITUITARY | P |
| LIVER | 6.61 | 2.412 | ^==> GROSS | UNCONFIRMED | |
| KIDNEYS | 1.55 | 0.566 | KIDNEYS | MICRO: INFILTRATE, MONONUCLEAR | 1 |
| SPLEEN | 0.51 | 0.186 | THYROID GLANDS | MICRO: CYST, ULTIMOBRANCHIAL | P |
| HEART | 1.00 | 0.365 | | ECTOPIC TISSUE | P |
| UTERUS | 0.62 | 0.226 | VAGINA | MICRO: ESTROUS CYCLE: DIESTRUS | P |
| THYMUS | 0.3276 | 0.120 | NO SIGNIFICANT | | |
| OVARIES/OVIDUCTS | 0.1190 | 0.043 | CHANGES OBSERVED | | |
| ADRENAL GLANDS | 0.0658 | 0.024 | | | |
| PITUITARY | 0.0160 | 0.006 | | | |
| THYROIDS/PARATHY | 0.0177 | 0.006 | | | |
| FINAL BODY WT(G) | 274. | | | | |

| | | | |
|---|---|---|---|
| GROSS: ADRENAL GLANDS | AORTA | STERNUM | FEMUR |
| JOINT | BRAIN | CECUM | COLON |
| DUODENUM | ESOPHAGUS | EYES | NERVES, OPTIC |
| HEART | ILEUM | JEJUNUM | KIDNEYS |
| LN, MANDIBULAR | LAC. GLAND EXOR | LIVER | LN, MESENTERIC |
| LUNGS | MAMMARY GLAND | NERVE, SCIATIC | OVIDUCTS |
| OVARIES | PANCREAS | PITUITARY | RECTUM |
| SPINAL CORD | SAL. GLAND MAND | STOMACH | SKELETAL MUSCLE |
| SKIN | SPLEEN | THYROID GLANDS | THYMUS |
| TRACHEA | URINARY BLADDER | UTERUS | VAGINA |
| CERVIX | LN, AXILLARY | SKIN, TREATED | SKIN, UNTREATED |
| MICRO: ADRENAL CORTEX | ADRENAL MEDULLA | AORTA | STERNUM |
| MARROW, STERN | FEMUR | MARROW, FEMUR | JOINT |
| BRAIN | CECUM | COLON | DUODENUM |
| ESOPHAGUS | EYES | NERVES, OPTIC | HEART |
| ILEUM | JEJUNUM | LN, MANDIBULAR | LAC. GLAND EXOR |
| LIVER | LN, MESENTERIC | LUNGS | MAMMARY GLAND |
| NERVE, SCIATIC | OVIDUCTS | OVARIES | PANCREAS |
| PITUITARY | RECTUM | SPINAL CORD | SAL. GLAND MAND |
| STOMACH, GLAN | STOMACH, NON | SKELETAL MUSCLE | SKIN |
| SPLEEN | THYMUS | TRACHEA | URINARY BLADDER |
| UTERUS | CERVIX | LN, AXILLARY | SKIN, TREATED |
| SKIN, UNTREATED | | | |

ANIMAL NO. 10496 GROUP 1: UNTREATED FEMALE SCHEDULED EUTH 07/30/11 DATE OF DEATH: 07/30/11 STUDY DAY: 89

| | GRADE |
|---|---|
| NOT PRESENT FOR EXAMINATION | |
| MICRO:PARATHYROIDS | |

GROSS GRADE CODE: 1-SLIGHT, 2-MODERATE, 3-MARKED, P-PRESENT

MICRO GRADE CODE: 1-MINIMAL; 2-MILD; 3-MODERATE; 4-SEVERE; P-PRESENT
^==> INDICATES MICRO CONFIRMATION OF ABOVE GROSS FINDING

ANIMAL NO. 10499 GROUP 1: UNTREATED FEMALE SCHEDULED EUTH 07/31/11 DATE OF DEATH: 07/31/11 STUDY DAY: 90

| ORGAN WEIGHT | ABS.(G) | REL. |
|---|---|---|
| BRAIN | 1.84 | 0.733 |
| LIVER | 6.36 | 2.534 |
| KIDNEYS | 1.72 | 0.685 |
| SPLEEN | 0.46 | 0.183 |
| HEART | 0.86 | 0.343 |
| UTERUS | 0.50 | 0.199 |
| THYMUS | 0.1534 | 0.061 |
| OVARIES/OVIDUCTS | 0.1212 | 0.048 |
| ADRENAL GLANDS | 0.0541 | 0.022 |
| PITUITARY | 0.0230 | 0.009 |
| THYROIDS/PARATHY | 0.0136 | 0.005 |
| FINAL BODY WT(G) | 251. | |

KIDNEYS
LIVER
PARATHYROIDS
VAGINA
NO SIGNIFICANT CHANGES OBSERVED

| | | GRADE |
|---|---|---|
| MICRO: | INFILTRATE, MONONUCLEAR | 1 |
| MICRO: | INFILTRATE, MONONUCLEAR | 2 |
| MICRO: | NO SIGNIFICANT CHANGES OBSERVED ONE MISSING NOT IN PLANE OF SECTION | |
| MICRO: | ESTROUS CYCLE: DIESTRUS | P |

| | | | | |
|---|---|---|---|---|
| GROSS: | ADRENAL GLANDS | AORTA | STERNUM | FEMUR |
| | JOINT | BRAIN | CECUM | COLON |
| | DUODENUM | ESOPHAGUS | EYES | NERVES, OPTIC |
| | HEART | ILEUM | JEJUNUM | KIDNEYS |
| | LN, MANDIBULAR | LAC. GLAND EXOR | LIVER | LN, MESENTERIC |
| | LUNGS | MAMMARY GLAND | NERVE, SCIATIC | OVIDUCTS |
| | OVARIES | PANCREAS | PITUITARY | RECTUM |
| | SPINAL CORD | SAL. GLAND MAND | STOMACH | SKELETAL MUSCLE |
| | SKIN | SPLEEN | THYROID GLANDS | THYMUS |
| | TRACHEA | URINARY BLADDER | UTERUS | VAGINA |
| | CERVIX | LN, AXILLARY | SKIN, TREATED | SKIN, UNTREATED |
| MICRO: | ADRENAL CORTEX | ADRENAL MEDULLA | AORTA | STERNUM |
| | MARROW, STERN | FEMUR | MARROW, FEMUR | JOINT |
| | BRAIN | CECUM | COLON | DUODENUM |
| | ESOPHAGUS | EYES | NERVES, OPTIC | HEART |
| | ILEUM | JEJUNUM | LN, MANDIBULAR | LAC. GLAND EXOR |
| | LN, MESENTERIC | LUNGS | MAMMARY GLAND | NERVE, SCIATIC |
| | OVIDUCTS | OVARIES | PANCREAS | PITUITARY |
| | RECTUM | SPINAL CORD | SAL. GLAND MAND | STOMACH, GLAN |
| | STOMACH, NON | SKELETAL MUSCLE | SKIN | SPLEEN |
| | THYROID GLANDS | PARATHYROIDS | THYMUS | TRACHEA |
| | URINARY BLADDER | UTERUS | CERVIX | LN, AXILLARY |
| | SKIN, TREATED | SKIN, UNTREATED | | |

GROSS GRADE CODE: 1-SLIGHT, 2-MODERATE, 3-MARKED, P-PRESENT

MICRO GRADE CODE: 1-MINIMAL; 2-MILD; 3-MODERATE; 4-SEVERE; P-PRESENT

ANIMAL NO. 10511 GROUP 1: UNTREATED FEMALE SCHEDULED EUTH 07/31/11 DATE OF DEATH: 07/31/11 STUDY DAY: 90

| ORGAN WEIGHT | ABS.(G) | REL. |
|---|---|---|
| BRAIN | 1.88 | 0.694 |
| LIVER | 8.10 | 2.989 |
| KIDNEYS | 2.10 | 0.775 |
| SPLEEN | 0.48 | 0.177 |
| HEART | 1.08 | 0.399 |
| UTERUS | 0.43 | 0.159 |
| THYMUS | 0.2131 | 0.079 |
| OVARIES/OVIDUCTS | 0.1235 | 0.046 |
| ADRENAL GLANDS | 0.0617 | 0.023 |
| PITUITARY | 0.0239 | 0.009 |
| THYROIDS/PARATHY | 0.0150 | 0.006 |
| FINAL BODY WT(G) | 271. | |

| | | GRADE |
|---|---|---|
| ADRENAL MEDULLA | MICRO: NO SIGNIFICANT CHANGES OBSERVED | |
| | ONE MISSING, NOT IN PLANE OF SECTION | |
| KIDNEYS | GROSS: CYST(S) | P |
| | TWO, 1 MM IN DIAMETER, IN CORTEX, LEFT | |
| ^==> | GROSS UNCONFIRMED | |
| KIDNEYS | MICRO: MINERALIZATION | 1 |
| | NEPHROPATHY, CHRONIC PROGRESSIVE | 1 |
| LN, MANDIBULAR | MICRO: ERYTHROCYTOSIS, SINUS | 1 |
| LUNGS | MICRO: INFILTRATE, EOSINOPHIL, PERIVASCULAR | (1) |
| PARATHYROIDS | MICRO: NO SIGNIFICANT CHANGES OBSERVED | |
| | ONE MISSING NOT IN PLANE OF SECTION | |
| THYMUS | MICRO: HEMORRHAGE | 2 |
| VAGINA | MICRO: ESTROUS CYCLE: PROESTRUS | P |

NO SIGNIFICANT CHANGES OBSERVED

| | | | | |
|---|---|---|---|---|
| GROSS: | ADRENAL GLANDS | AORTA | STERNUM | FEMUR |
| | JOINT | BRAIN | CECUM | COLON |
| | DUODENUM | ESOPHAGUS | EYES | NERVES, OPTIC |
| | HEART | ILEUM | JEJUNUM | LN, MANDIBULAR |
| | LAC. GLAND EXOR | LIVER | LN, MESENTERIC | LUNGS |
| | MAMMARY GLAND | NERVE, SCIATIC | OVIDUCTS | OVARIES |
| | PANCREAS | PITUITARY | RECTUM | SPINAL CORD |
| | SAL. GLAND MAND | STOMACH | SKELETAL MUSCLE | SKIN |
| | SPLEEN | THYROID GLANDS | THYMUS | TRACHEA |
| | URINARY BLADDER | UTERUS | VAGINA | CERVIX |
| | LN, AXILLARY | SKIN, TREATED | SKIN, UNTREATED | |
| MICRO: | ADRENAL CORTEX | ADRENAL MEDULLA | AORTA | STERNUM |
| | MARROW, STERN | FEMUR | MARROW, FEMUR | JOINT |
| | BRAIN | CECUM | COLON | DUODENUM |
| | ESOPHAGUS | EYES | NERVES, OPTIC | HEART |
| | ILEUM | JEJUNUM | LAC. GLAND EXOR | LIVER |

ANIMAL NO. 10511 GROUP 1: UNTREATED FEMALE SCHEDULED EUTH 07/31/11 DATE OF DEATH: 07/31/11 STUDY DAY: 90

| | | | GRADE |
|---|---|---|---|
| LN, MESENTERIC | MAMMARY GLAND | NERVE, SCIATIC | OVIDUCTS |
| OVARIES | PANCREAS | PITUITARY | RECTUM |
| SPINAL CORD | SAL. GLAND MAND | STOMACH, GLAN | STOMACH, NON |
| SKELETAL MUSCLE | SKIN | SPLEEN | THYROID GLANDS |
| PARATHYROIDS | TRACHEA | URINARY BLADDER | UTERUS |
| CERVIX | LN, AXILLARY | SKIN, TREATED | SKIN, UNTREATED |

GROSS GRADE CODE: 1-SLIGHT, 2-MODERATE, 3-MARKED, P-PRESENT

MICRO GRADE CODE: 1-MINIMAL; 2-MILD; 3-MODERATE; 4-SEVERE; P-PRESENT
( )-FOCAL/SOLITARY, (( ))-MULTIFOCAL/MULTIPLE, NO PARENTHESES-NOT SPECIFIED
^==> INDICATES MICRO CONFIRMATION OF ABOVE GROSS FINDING

ANIMAL NO. 10512 GROUP 1: UNTREATED FEMALE SCHEDULED EUTH 07/31/11 DATE OF DEATH: 07/31/11 STUDY DAY: 90

| ORGAN WEIGHT | ABS.(G) | REL. |
|---|---|---|
| BRAIN | 1.95 | 0.799 |
| LIVER | 6.75 | 2.766 |
| KIDNEYS | 1.62 | 0.664 |
| SPLEEN | 0.52 | 0.213 |
| HEART | 1.10 | 0.451 |
| UTERUS | 0.59 | 0.242 |
| THYMUS | 0.3215 | 0.132 |
| OVARIES/OVIDUCTS | 0.1219 | 0.050 |
| ADRENAL GLANDS | 0.0745 | 0.031 |
| PITUITARY | 0.0167 | 0.007 |
| THYROIDS/PARATHY | 0.0183 | 0.008 |
| FINAL BODY WT(G) | 244. | |

KIDNEYS
LN, MANDIBULAR
LIVER
THYROID GLANDS
VAGINA
NO SIGNIFICANT
CHANGES OBSERVED

| | | GRADE |
|---|---|---|
| MICRO: | MINERALIZATION | 1 |
| | NEPHROPATHY, CHRONIC PROGRESSIVE | 1 |
| MICRO: | PLASMACYTOSIS | 1 |
| MICRO: | INFLAMMATION, CHRONIC | (1) |
| MICRO: | ECTOPIC TISSUE | P |
| MICRO: | ESTROUS CYCLE: PROESTRUS | P |

| | | | | |
|---|---|---|---|---|
| GROSS: | ADRENAL GLANDS | AORTA | STERNUM | FEMUR |
| | JOINT | BRAIN | CECUM | COLON |
| | DUODENUM | ESOPHAGUS | EYES | NERVES, OPTIC |
| | HEART | ILEUM | JEJUNUM | KIDNEYS |
| | LN, MANDIBULAR | LAC. GLAND EXOR | LIVER | LN, MESENTERIC |
| | LUNGS | MAMMARY GLAND | NERVE, SCIATIC | OVIDUCTS |
| | OVARIES | PANCREAS | PITUITARY | RECTUM |
| | SPINAL CORD | SAL. GLAND MAND | STOMACH | SKELETAL MUSCLE |
| | SKIN | SPLEEN | THYROID GLANDS | THYMUS |
| | TRACHEA | URINARY BLADDER | UTERUS | VAGINA |
| | CERVIX | LN, AXILLARY | SKIN, TREATED | SKIN, UNTREATED |
| MICRO: | ADRENAL CORTEX | ADRENAL MEDULLA | AORTA | STERNUM |
| | MARROW, STERN | FEMUR | MARROW, FEMUR | JOINT |
| | BRAIN | CECUM | COLON | DUODENUM |
| | ESOPHAGUS | EYES | NERVES, OPTIC | HEART |
| | ILEUM | JEJUNUM | LAC. GLAND EXOR | LN, MESENTERIC |
| | LUNGS | MAMMARY GLAND | NERVE, SCIATIC | OVIDUCTS |
| | OVARIES | PANCREAS | PITUITARY | RECTUM |
| | SPINAL CORD | SAL. GLAND MAND | STOMACH, GLAN | STOMACH, NON |
| | SKELETAL MUSCLE | SKIN | SPLEEN | PARATHYROIDS |
| | THYMUS | TRACHEA | URINARY BLADDER | UTERUS |
| | CERVIX | LN, AXILLARY | SKIN, TREATED | SKIN, UNTREATED |

GROSS GRADE CODE: 1-SLIGHT, 2-MODERATE, 3-MARKED, P-PRESENT

MICRO GRADE CODE: 1-MINIMAL; 2-MILD; 3-MODERATE; 4-SEVERE; P-PRESENT
( )-FOCAL/SOLITARY, (( ))-MULTIFOCAL/MULTIPLE, NO PARENTHESES-NOT SPECIFIED

ANIMAL NO. 10514 GROUP 1: UNTREATED FEMALE SCHEDULED EUTH 07/31/11 DATE OF DEATH: 07/31/11 STUDY DAY: 90

| ORGAN WEIGHT | ABS.(G) | REL. |
|---|---|---|
| BRAIN | 2.03 | 0.784 |
| LIVER | 7.17 | 2.768 |
| KIDNEYS | 2.14 | 0.826 |
| SPLEEN | 0.50 | 0.193 |
| HEART | 0.99 | 0.382 |
| UTERUS | 0.49 | 0.189 |
| THYMUS | 0.1947 | 0.075 |
| OVARIES/OVIDUCTS | 0.1285 | 0.050 |
| ADRENAL GLANDS | 0.0642 | 0.025 |
| PITUITARY | 0.0212 | 0.008 |
| THYROIDS/PARATHY | 0.0198 | 0.008 |
| FINAL BODY WT(G) | 259. | |

LAC. GLAND EXOR
LIVER
THYROID GLANDS
PARATHYROIDS
VAGINA
NO SIGNIFICANT
CHANGES OBSERVED

| | GRADE |
|---|---|
| MICRO: INFILTRATE, MONONUCLEAR | 1 |
| MICRO: INFILTRATE, MONONUCLEAR | 1 |
| MICRO: CYST, ULTIMOBRANCHIAL | P |
| MICRO: NO SIGNIFICANT CHANGES OBSERVED | |
| ONE MISSING NOT IN PLANE OF SECTION | |
| MICRO: ESTROUS CYCLE: DIESTRUS | P |

GROSS:

| | | | |
|---|---|---|---|
| ADRENAL GLANDS | AORTA | STERNUM | FEMUR |
| JOINT | BRAIN | CECUM | COLON |
| DUODENUM | ESOPHAGUS | EYES | NERVES, OPTIC |
| HEART | ILEUM | JEJUNUM | KIDNEYS |
| LN, MANDIBULAR | LAC. GLAND EXOR | LIVER | LN, MESENTERIC |
| LUNGS | MAMMARY GLAND | NERVE, SCIATIC | OVIDUCTS |
| OVARIES | PANCREAS | PITUITARY | RECTUM |
| SPINAL CORD | SAL. GLAND MAND | STOMACH | SKELETAL MUSCLE |
| SKIN | SPLEEN | THYROID GLANDS | THYMUS |
| TRACHEA | URINARY BLADDER | UTERUS | VAGINA |
| CERVIX | LN, AXILLARY | SKIN, TREATED | SKIN, UNTREATED |

MICRO:

| | | | |
|---|---|---|---|
| ADRENAL CORTEX | ADRENAL MEDULLA | AORTA | STERNUM |
| MARROW, STERN | FEMUR | MARROW, FEMUR | JOINT |
| BRAIN | CECUM | COLON | DUODENUM |
| ESOPHAGUS | EYES | NERVES, OPTIC | HEART |
| ILEUM | JEJUNUM | KIDNEYS | LN, MANDIBULAR |
| LN, MESENTERIC | LUNGS | MAMMARY GLAND | NERVE, SCIATIC |
| OVIDUCTS | OVARIES | PANCREAS | PITUITARY |
| RECTUM | SPINAL CORD | SAL. GLAND MAND | STOMACH, GLAN |
| STOMACH, NON | SKELETAL MUSCLE | SKIN | SPLEEN |
| PARATHYROIDS | THYMUS | TRACHEA | URINARY BLADDER |
| UTERUS | CERVIX | LN, AXILLARY | SKIN, TREATED |
| SKIN, UNTREATED | | | |

GROSS GRADE CODE: 1-SLIGHT, 2-MODERATE, 3-MARKED, P-PRESENT

MICRO GRADE CODE: 1-MINIMAL; 2-MILD; 3-MODERATE; 4-SEVERE; P-PRESENT

ANIMAL NO. 10536 GROUP 1: UNTREATED FEMALE SCHEDULED EUTH 07/31/11 DATE OF DEATH: 07/31/11 STUDY DAY: 90

| ORGAN WEIGHT | ABS.(G) | REL. |
|---|---|---|
| BRAIN | 2.00 | 0.730 |
| LIVER | 7.28 | 2.657 |
| KIDNEYS | 2.02 | 0.737 |
| SPLEEN | 0.56 | 0.204 |
| HEART | 0.99 | 0.361 |
| UTERUS | 0.89 | 0.325 |
| THYMUS | 0.3544 | 0.129 |
| OVARIES/OVIDUCTS | 0.1599 | 0.058 |
| ADRENAL GLANDS | 0.0738 | 0.027 |
| PITUITARY | 0.0202 | 0.007 |
| THYROIDS/PARATHY | 0.0190 | 0.007 |
| FINAL BODY WT(G) | 274. | |

^==> GROSS UNCONFIRMED
^==> UTERUS: DILATATION, LUMEN

| | | GRADE |
|---|---|---|
| KIDNEYS | MICRO: INFILTRATE, MONONUCLEAR | 1 |
| | MINERALIZATION | 1 |
| LN, MANDIBULAR | MICRO: PLASMACYTOSIS | 1 |
| LIVER | MICRO: INFILTRATE, MONONUCLEAR | 1 |
| PARATHYROIDS | MICRO: NO SIGNIFICANT CHANGES OBSERVED | |
| | ONE MISSING NOT IN PLANE OF SECTION | |
| THYMUS | GROSS: AREA(S), DARK RED | P |
| | MULTIPLE, PINPOINT | |
| UTERUS | GROSS: CONTENTS, CLEAR FLUID | P |
| | BOTH HORNS | |
| UTERUS | MICRO: DILATATION, LUMEN | 1 |
| VAGINA | MICRO: ESTROUS CYCLE: PROESTRUS | P |

NO SIGNIFICANT CHANGES OBSERVED

| | | | | |
|---|---|---|---|---|
| GROSS: | ADRENAL GLANDS | AORTA | STERNUM | FEMUR |
| | JOINT | BRAIN | CECUM | COLON |
| | DUODENUM | ESOPHAGUS | EYES | NERVES, OPTIC |
| | HEART | ILEUM | JEJUNUM | KIDNEYS |
| | LN, MANDIBULAR | LAC. GLAND EXOR | LIVER | LN, MESENTERIC |
| | LUNGS | MAMMARY GLAND | NERVE, SCIATIC | OVIDUCTS |
| | OVARIES | PANCREAS | PITUITARY | RECTUM |
| | SPINAL CORD | SAL. GLAND MAND | STOMACH | SKELETAL MUSCLE |
| | SKIN | SPLEEN | THYROID GLANDS | TRACHEA |
| | URINARY BLADDER | VAGINA | CERVIX | LN, AXILLARY |
| | SKIN, TREATED | SKIN, UNTREATED | | |
| MICRO: | ADRENAL CORTEX | ADRENAL MEDULLA | AORTA | STERNUM |
| | MARROW, STERN | FEMUR | MARROW, FEMUR | JOINT |
| | BRAIN | CECUM | COLON | DUODENUM |
| | ESOPHAGUS | EYES | NERVES, OPTIC | HEART |
| | ILEUM | JEJUNUM | LAC. GLAND EXOR | LN, MESENTERIC |

ANIMAL NO. 10536 GROUP 1: UNTREATED FEMALE SCHEDULED EUTH 07/31/11 DATE OF DEATH: 07/31/11 STUDY DAY: 90

| | | | GRADE |
|---|---|---|---|
| LUNGS | MAMMARY GLAND | NERVE, SCIATIC | OVIDUCTS |
| OVARIES | PANCREAS | PITUITARY | RECTUM |
| SPINAL CORD | SAL. GLAND MAND | STOMACH, GLAN | STOMACH, NON |
| SKELETAL MUSCLE | SKIN | SPLEEN | THYROID GLANDS |
| PARATHYROIDS | THYMUS | TRACHEA | URINARY BLADDER |
| CERVIX | LN, AXILLARY | SKIN, TREATED | SKIN, UNTREATED |

GROSS GRADE CODE: 1-SLIGHT, 2-MODERATE, 3-MARKED, P-PRESENT

MICRO GRADE CODE: 1-MINIMAL; 2-MILD; 3-MODERATE; 4-SEVERE; P-PRESENT
^==> INDICATES MICRO CONFIRMATION OF ABOVE GROSS FINDING

ANIMAL NO. 10481 GROUP 2: 0 MG/KG/DAY FEMALE SCHEDULED EUTH 07/30/11 DATE OF DEATH: 07/30/11 STUDY DAY: 89

| ORGAN WEIGHT | ABS.(G) | REL. |
|---|---|---|
| BRAIN | 1.81 | 0.626 |
| LIVER | 7.41 | 2.564 |
| KIDNEYS | 1.90 | 0.657 |
| SPLEEN | 0.51 | 0.176 |
| HEART | 1.16 | 0.401 |
| UTERUS | 0.53 | 0.183 |
| THYMUS | 0.1898 | 0.066 |
| OVARIES/OVIDUCTS | 0.1114 | 0.039 |
| ADRENAL GLANDS | 0.0679 | 0.023 |
| PITUITARY | 0.0179 | 0.006 |
| THYROIDS/PARATHY | 0.0214 | 0.007 |
| FINAL BODY WT(G) | 289. | |

LIVER
VAGINA
LN, AXILLARY
NO SIGNIFICANT CHANGES OBSERVED

| | | GRADE |
|---|---|---|
| MICRO: | INFILTRATE, MONONUCLEAR | 1 |
| MICRO: | ESTROUS CYCLE: DIESTRUS | P |
| MICRO: | ERYTHROCYTOSIS, SINUS | 1 |

| | | | | |
|---|---|---|---|---|
| GROSS: | ADRENAL GLANDS | AORTA | STERNUM | FEMUR |
| | JOINT | BRAIN | CECUM | COLON |
| | DUODENUM | ESOPHAGUS | EYES | NERVES, OPTIC |
| | HEART | ILEUM | JEJUNUM | KIDNEYS |
| | LN, MANDIBULAR | LAC. GLAND EXOR | LIVER | LN, MESENTERIC |
| | LUNGS | MAMMARY GLAND | NERVE, SCIATIC | OVIDUCTS |
| | OVARIES | PANCREAS | PITUITARY | RECTUM |
| | SPINAL CORD | SAL. GLAND MAND | STOMACH | SKELETAL MUSCLE |
| | SKIN | SPLEEN | THYROID GLANDS | THYMUS |
| | TRACHEA | URINARY BLADDER | UTERUS | VAGINA |
| | CERVIX | LN, AXILLARY | SKIN, TREATED | SKIN, UNTREATED |
| MICRO: | ADRENAL CORTEX | ADRENAL MEDULLA | AORTA | STERNUM |
| | MARROW, STERN | FEMUR | MARROW, FEMUR | JOINT |
| | BRAIN | CECUM | COLON | DUODENUM |
| | ESOPHAGUS | EYES | NERVES, OPTIC | HEART |
| | ILEUM | JEJUNUM | KIDNEYS | LN, MANDIBULAR |
| | LAC. GLAND EXOR | LN, MESENTERIC | LUNGS | MAMMARY GLAND |
| | NERVE, SCIATIC | OVIDUCTS | OVARIES | PANCREAS |
| | PITUITARY | RECTUM | SPINAL CORD | SAL. GLAND MAND |
| | STOMACH, GLAN | STOMACH, NON | SKELETAL MUSCLE | SKIN |
| | SPLEEN | THYROID GLANDS | PARATHYROIDS | THYMUS |
| | TRACHEA | URINARY BLADDER | UTERUS | CERVIX |
| | SKIN, TREATED | SKIN, UNTREATED | | |

GROSS GRADE CODE: 1-SLIGHT, 2-MODERATE, 3-MARKED, P-PRESENT

MICRO GRADE CODE: 1-MINIMAL; 2-MILD; 3-MODERATE; 4-SEVERE; P-PRESENT

ANIMAL NO. 10505 GROUP 2: 0 MG/KG/DAY FEMALE SCHEDULED EUTH 07/30/11 DATE OF DEATH: 07/30/11 STUDY DAY: 89

| ORGAN WEIGHT | ABS.(G) | REL. |
|---|---|---|
| BRAIN | 1.96 | 0.705 |
| LIVER | 7.86 | 2.827 |
| KIDNEYS | 1.78 | 0.640 |
| SPLEEN | 0.64 | 0.230 |
| HEART | 1.22 | 0.439 |
| UTERUS | 0.57 | 0.205 |
| THYMUS | 0.3061 | 0.110 |
| OVARIES/OVIDUCTS | 0.1317 | 0.047 |
| ADRENAL GLANDS | 0.0674 | 0.024 |
| PITUITARY | 0.0185 | 0.007 |
| THYROIDS/PARATHY | 0.0182 | 0.007 |
| FINAL BODY WT(G) | 278. | |

HEART
LN, MANDIBULAR
LIVER
STOMACH, GLAN
PARATHYROIDS

VAGINA
NO SIGNIFICANT
CHANGES OBSERVED

| | | GRADE |
|---|---|---|
| MICRO: | CARDIOMYOPATHY | 1 |
| MICRO: | ERYTHROCYTOSIS, SINUS | 1 |
| MICRO: | INFILTRATE, MONONUCLEAR | 1 |
| MICRO: | DILATATION, GLANDULAR | (1) |
| MICRO: | NO SIGNIFICANT CHANGES OBSERVED<br>ONE MISSING NOT IN PLANE OF SECTION | |
| MICRO: | ESTROUS CYCLE: DIESTRUS | P |

| | | | | |
|---|---|---|---|---|
| GROSS: | ADRENAL GLANDS | AORTA | STERNUM | FEMUR |
| | JOINT | BRAIN | CECUM | COLON |
| | DUODENUM | ESOPHAGUS | EYES | NERVES, OPTIC |
| | HEART | ILEUM | JEJUNUM | KIDNEYS |
| | LN, MANDIBULAR | LAC. GLAND EXOR | LIVER | LN, MESENTERIC |
| | LUNGS | MAMMARY GLAND | NERVE, SCIATIC | OVIDUCTS |
| | OVARIES | PANCREAS | PITUITARY | RECTUM |
| | SPINAL CORD | SAL. GLAND MAND | STOMACH | SKELETAL MUSCLE |
| | SKIN | SPLEEN | THYROID GLANDS | THYMUS |
| | TRACHEA | URINARY BLADDER | UTERUS | VAGINA |
| | CERVIX | LN, AXILLARY | SKIN, TREATED | SKIN, UNTREATED |
| MICRO: | ADRENAL CORTEX | ADRENAL MEDULLA | AORTA | STERNUM |
| | MARROW, STERN | FEMUR | MARROW, FEMUR | JOINT |
| | BRAIN | CECUM | COLON | DUODENUM |
| | ESOPHAGUS | EYES | NERVES, OPTIC | ILEUM |
| | JEJUNUM | KIDNEYS | LAC. GLAND EXOR | LN, MESENTERIC |
| | LUNGS | MAMMARY GLAND | NERVE, SCIATIC | OVIDUCTS |
| | OVARIES | PANCREAS | PITUITARY | RECTUM |
| | SPINAL CORD | SAL. GLAND MAND | STOMACH, NON | SKELETAL MUSCLE |
| | SKIN | SPLEEN | THYROID GLANDS | PARATHYROIDS |
| | THYMUS | TRACHEA | URINARY BLADDER | UTERUS |
| | CERVIX | LN, AXILLARY | SKIN, TREATED | SKIN, UNTREATED |

GROSS GRADE CODE: 1-SLIGHT, 2-MODERATE, 3-MARKED, P-PRESENT

MICRO GRADE CODE: 1-MINIMAL; 2-MILD; 3-MODERATE; 4-SEVERE; P-PRESENT
( )-FOCAL/SOLITARY, (( ))-MULTIFOCAL/MULTIPLE, NO PARENTHESES-NOT SPECIFIED

ANIMAL NO. 10489 GROUP 2: 0 MG/KG/DAY FEMALE SCHEDULED EUTH 07/30/11 DATE OF DEATH: 07/30/11 STUDY DAY: 89

| ORGAN WEIGHT | ABS.(G) | REL. |
|---|---|---|
| BRAIN | 1.89 | 0.716 |
| LIVER | 7.54 | 2.856 |
| KIDNEYS | 1.99 | 0.754 |
| SPLEEN | 0.55 | 0.208 |
| HEART | 1.12 | 0.424 |
| UTERUS | 0.48 | 0.182 |
| THYMUS | 0.2577 | 0.098 |
| OVARIES/OVIDUCTS | 0.1133 | 0.043 |
| ADRENAL GLANDS | 0.0673 | 0.025 |
| PITUITARY | 0.0232 | 0.009 |
| THYROIDS/PARATHY | 0.0180 | 0.007 |
| FINAL BODY WT(G) | 264. | |

KIDNEYS
LN, MANDIBULAR
LIVER
PARATHYROIDS
THYMUS
VAGINA
LN, AXILLARY
NO SIGNIFICANT CHANGES OBSERVED

| | | GRADE |
|---|---|---|
| MICRO: | MINERALIZATION | 1 |
| | BASOPHILIC TUBULES | 1 |
| MICRO: | ERYTHROCYTOSIS, SINUS | 1 |
| MICRO: | INFILTRATE, MONONUCLEAR | 1 |
| MICRO: | NO SIGNIFICANT CHANGES OBSERVED | |
| | ONE MISSING NOT IN PLANE OF SECTION | |
| MICRO: | HEMORRHAGE | 1 |
| MICRO: | ESTROUS CYCLE: DIESTRUS | P |
| MICRO: | ERYTHROCYTOSIS, SINUS | 1 |

| | | | | |
|---|---|---|---|---|
| GROSS: | ADRENAL GLANDS | AORTA | STERNUM | FEMUR |
| | JOINT | BRAIN | CECUM | COLON |
| | DUODENUM | ESOPHAGUS | EYES | NERVES, OPTIC |
| | HEART | ILEUM | JEJUNUM | KIDNEYS |
| | LN, MANDIBULAR | LAC. GLAND EXOR | LIVER | LN, MESENTERIC |
| | LUNGS | MAMMARY GLAND | NERVE, SCIATIC | OVIDUCTS |
| | OVARIES | PANCREAS | PITUITARY | RECTUM |
| | SPINAL CORD | SAL. GLAND MAND | STOMACH | SKELETAL MUSCLE |
| | SKIN | SPLEEN | THYROID GLANDS | THYMUS |
| | TRACHEA | URINARY BLADDER | UTERUS | VAGINA |
| | CERVIX | LN, AXILLARY | SKIN, TREATED | SKIN, UNTREATED |
| MICRO: | ADRENAL CORTEX | ADRENAL MEDULLA | AORTA | STERNUM |
| | MARROW, STERN | FEMUR | MARROW, FEMUR | JOINT |
| | BRAIN | CECUM | COLON | DUODENUM |
| | ESOPHAGUS | EYES | NERVES, OPTIC | HEART |
| | ILEUM | JEJUNUM | LAC. GLAND EXOR | LN, MESENTERIC |
| | LUNGS | MAMMARY GLAND | NERVE, SCIATIC | OVIDUCTS |
| | OVARIES | PANCREAS | PITUITARY | RECTUM |
| | SPINAL CORD | SAL. GLAND MAND | STOMACH, GLAN | STOMACH, NON |
| | SKELETAL MUSCLE | SKIN | SPLEEN | THYROID GLANDS |
| | PARATHYROIDS | TRACHEA | URINARY BLADDER | UTERUS |

ANIMAL NO. 10489 GROUP 2: 0 MG/KG/DAY FEMALE SCHEDULED EUTH 07/30/11 DATE OF DEATH: 07/30/11 STUDY DAY: 89

| | GRADE |
|---|---|
| CERVIX | |
| SKIN, TREATED | |
| SKIN, UNTREATED | |

GROSS GRADE CODE: 1-SLIGHT, 2-MODERATE, 3-MARKED, P-PRESENT

MICRO GRADE CODE: 1-MINIMAL; 2-MILD; 3-MODERATE; 4-SEVERE; P-PRESENT

ANIMAL NO. 10502 GROUP 2: 0 MG/KG/DAY FEMALE SCHEDULED EUTH 07/30/11 DATE OF DEATH: 07/30/11 STUDY DAY: 89

| ORGAN WEIGHT | ABS.(G) | REL. |
|---|---|---|
| BRAIN | 1.91 | 0.616 |
| LIVER | 7.36 | 2.374 |
| KIDNEYS | 2.10 | 0.677 |
| SPLEEN | 0.56 | 0.181 |
| HEART | 1.24 | 0.400 |
| UTERUS | 0.42 | 0.135 |
| THYMUS | 0.2154 | 0.069 |
| OVARIES/OVIDUCTS | 0.1325 | 0.043 |
| ADRENAL GLANDS | 0.0612 | 0.020 |
| PITUITARY | 0.0143 | 0.005 |
| THYROIDS/PARATHY | 0.0185 | 0.006 |
| FINAL BODY WT(G) | 310. | |

KIDNEYS
LN, MANDIBULAR
LIVER
LN, MESENTERIC
THYROID GLANDS

VAGINA
NO SIGNIFICANT
CHANGES OBSERVED

| | | GRADE |
|---|---|---|
| MICRO: | INFILTRATE, MONONUCLEAR | 2 |
| MICRO: | ERYTHROCYTOSIS, SINUS | 1 |
| MICRO: | INFILTRATE, MONONUCLEAR | 1 |
| MICRO: | ERYTHROCYTOSIS, SINUS | 1 |
| MICRO: | CYST, ULTIMOBRANCHIAL | P |
| | ECTOPIC TISSUE | P |
| MICRO: | ESTROUS CYCLE: DIESTRUS | P |

GROSS:

| | | | |
|---|---|---|---|
| ADRENAL GLANDS | AORTA | STERNUM | FEMUR |
| JOINT | BRAIN | CECUM | COLON |
| DUODENUM | ESOPHAGUS | EYES | NERVES, OPTIC |
| HEART | ILEUM | JEJUNUM | KIDNEYS |
| LN, MANDIBULAR | LAC. GLAND EXOR | LIVER | LN, MESENTERIC |
| LUNGS | MAMMARY GLAND | NERVE, SCIATIC | OVIDUCTS |
| OVARIES | PANCREAS | PITUITARY | RECTUM |
| SPINAL CORD | SAL. GLAND MAND | STOMACH | SKELETAL MUSCLE |
| SKIN | SPLEEN | THYROID GLANDS | THYMUS |
| TRACHEA | URINARY BLADDER | UTERUS | VAGINA |
| CERVIX | LN, AXILLARY | SKIN, TREATED | SKIN, UNTREATED |

MICRO:

| | | | |
|---|---|---|---|
| ADRENAL CORTEX | ADRENAL MEDULLA | AORTA | STERNUM |
| MARROW, STERN | FEMUR | MARROW, FEMUR | JOINT |
| BRAIN | CECUM | COLON | DUODENUM |
| ESOPHAGUS | EYES | NERVES, OPTIC | HEART |
| ILEUM | JEJUNUM | LAC. GLAND EXOR | LUNGS |
| MAMMARY GLAND | NERVE, SCIATIC | OVIDUCTS | OVARIES |
| PANCREAS | PITUITARY | RECTUM | SPINAL CORD |
| SAL. GLAND MAND | STOMACH, GLAN | STOMACH, NON | SKELETAL MUSCLE |
| SKIN | SPLEEN | THYMUS | TRACHEA |
| URINARY BLADDER | UTERUS | CERVIX | LN, AXILLARY |
| SKIN, TREATED | SKIN, UNTREATED | | |

NOT PRESENT FOR EXAMINATION

MICRO:PARATHYROIDS

ANIMAL NO. 10502 GROUP 2: 0 MG/KG/DAY FEMALE SCHEDULED EUTH 07/30/11 DATE OF DEATH: 07/30/11 STUDY DAY: 89

GRADE

---

GROSS GRADE CODE: 1-SLIGHT, 2-MODERATE, 3-MARKED, P-PRESENT

MICRO GRADE CODE: 1-MINIMAL; 2-MILD; 3-MODERATE; 4-SEVERE; P-PRESENT

ANIMAL NO. 10519 GROUP 2: 0 MG/KG/DAY FEMALE SCHEDULED EUTH 07/30/11 DATE OF DEATH: 07/30/11 STUDY DAY: 89

| ORGAN WEIGHT | ABS.(G) | REL. |
|---|---|---|
| BRAIN | 1.94 | 0.610 |
| LIVER | 7.80 | 2.453 |
| KIDNEYS | 2.02 | 0.635 |
| SPLEEN | 0.66 | 0.208 |
| HEART | 1.21 | 0.381 |
| UTERUS | 0.85 | 0.267 |
| THYMUS | 0.2355 | 0.074 |
| OVARIES/OVIDUCTS | 0.1352 | 0.043 |
| ADRENAL GLANDS | 0.0658 | 0.021 |
| PITUITARY | 0.0158 | 0.005 |
| THYROIDS/PARATHY | 0.0199 | 0.006 |
| FINAL BODY WT(G) | 318. | |

NERVES, OPTIC
KIDNEYS
LN, MANDIBULAR
LIVER
THYROID GLANDS
PARATHYROIDS
UTERUS
VAGINA
NO SIGNIFICANT CHANGES OBSERVED

| | | GRADE |
|---|---|---|
| MICRO: | NO SIGNIFICANT CHANGES OBSERVED | |
| | ONE MISSING, NOT IN PLANE OF SECTION | |
| MICRO: | INFILTRATE, MONONUCLEAR | 1 |
| | MINERALIZATION | 1 |
| MICRO: | ERYTHROCYTOSIS, SINUS | 2 |
| MICRO: | INFILTRATE, MONONUCLEAR | 1 |
| MICRO: | CYST, ULTIMOBRANCHIAL | P |
| MICRO: | NO SIGNIFICANT CHANGES OBSERVED | |
| | ONE MISSING NOT IN PLANE OF SECTION | |
| MICRO: | DILATATION, LUMEN | 2 |
| MICRO: | ESTROUS CYCLE: PROESTRUS | P |

| | | | | |
|---|---|---|---|---|
| GROSS: | ADRENAL GLANDS | AORTA | STERNUM | FEMUR |
| | JOINT | BRAIN | CECUM | COLON |
| | DUODENUM | ESOPHAGUS | EYES | NERVES, OPTIC |
| | HEART | ILEUM | JEJUNUM | KIDNEYS |
| | LN, MANDIBULAR | LAC. GLAND EXOR | LIVER | LN, MESENTERIC |
| | LUNGS | MAMMARY GLAND | NERVE, SCIATIC | OVIDUCTS |
| | OVARIES | PANCREAS | PITUITARY | RECTUM |
| | SPINAL CORD | SAL. GLAND MAND | STOMACH | SKELETAL MUSCLE |
| | SKIN | SPLEEN | THYROID GLANDS | THYMUS |
| | TRACHEA | URINARY BLADDER | UTERUS | VAGINA |
| | CERVIX | LN, AXILLARY | SKIN, TREATED | SKIN, UNTREATED |
| MICRO: | ADRENAL CORTEX | ADRENAL MEDULLA | AORTA | STERNUM |
| | MARROW, STERN | FEMUR | MARROW, FEMUR | JOINT |
| | BRAIN | CECUM | COLON | DUODENUM |
| | ESOPHAGUS | EYES | NERVES, OPTIC | HEART |
| | ILEUM | JEJUNUM | LAC. GLAND EXOR | LN, MESENTERIC |
| | LUNGS | MAMMARY GLAND | NERVE, SCIATIC | OVIDUCTS |
| | OVARIES | PANCREAS | PITUITARY | RECTUM |

ANIMAL NO. 10519 GROUP 2: 0 MG/KG/DAY FEMALE SCHEDULED EUTH 07/30/11 DATE OF DEATH: 07/30/11 STUDY DAY: 89

| | | | GRADE |
|---|---|---|---|
| SPINAL CORD | SAL. GLAND MAND | STOMACH, GLAN | STOMACH, NON |
| SKELETAL MUSCLE | SKIN | SPLEEN | PARATHYROIDS |
| THYMUS | TRACHEA | URINARY BLADDER | CERVIX |
| LN, AXILLARY | SKIN, TREATED | SKIN, UNTREATED | |

GROSS GRADE CODE: 1-SLIGHT, 2-MODERATE, 3-MARKED, P-PRESENT

MICRO GRADE CODE: 1-MINIMAL; 2-MILD; 3-MODERATE; 4-SEVERE; P-PRESENT

ANIMAL NO. 10478 GROUP 2: 0 MG/KG/DAY FEMALE SCHEDULED EUTH 07/31/11 DATE OF DEATH: 07/31/11 STUDY DAY: 90

| ORGAN WEIGHT | ABS.(G) | REL. | | | GRADE |
|---|---|---|---|---|---|
| BRAIN | 1.94 | 0.574 | KIDNEYS | MICRO: INFILTRATE, MONONUCLEAR | 1 |
| LIVER | 8.69 | 2.571 | LN, MANDIBULAR | GROSS: DISCOLORATION, DARK RED | P |
| KIDNEYS | 1.99 | 0.589 | ^==> LN, MANDIBULAR | BILATERAL<br>MICRO: ERYTHROCYTOSIS, SINUS | |
| SPLEEN | 0.71 | 0.210 | LN, MANDIBULAR | MICRO: ERYTHROCYTOSIS, SINUS | 3 |
| HEART | 1.24 | 0.367 | LAC. GLAND EXOR | MICRO: INFILTRATE, MONONUCLEAR | 1 |
| UTERUS | 0.56 | 0.166 | LIVER | MICRO: INFILTRATE, MONONUCLEAR | 1 |
| THYMUS | 0.3875 | 0.115 | LN, MESENTERIC | MICRO: ERYTHROCYTOSIS, SINUS | 1 |
| OVARIES/OVIDUCTS | 0.1542 | 0.046 | THYROID GLANDS | MICRO: CYST, ULTIMOBRANCHIAL | P |
| ADRENAL GLANDS | 0.0762 | 0.023 | THYMUS | MICRO: HEMORRHAGE | 1 |
| PITUITARY | 0.0172 | 0.005 | VAGINA | MICRO: ESTROUS CYCLE: DIESTRUS | P |
| THYROIDS/PARATHY | 0.0161 | 0.005 | NO SIGNIFICANT | | |
| FINAL BODY WT(G) | 338. | | CHANGES OBSERVED | | |

| | | | | |
|---|---|---|---|---|
| GROSS: | ADRENAL GLANDS | AORTA | STERNUM | FEMUR |
| | JOINT | BRAIN | CECUM | COLON |
| | DUODENUM | ESOPHAGUS | EYES | NERVES, OPTIC |
| | HEART | ILEUM | JEJUNUM | KIDNEYS |
| | LAC. GLAND EXOR | LIVER | LN, MESENTERIC | LUNGS |
| | MAMMARY GLAND | NERVE, SCIATIC | OVIDUCTS | OVARIES |
| | PANCREAS | PITUITARY | RECTUM | SPINAL CORD |
| | SAL. GLAND MAND | STOMACH | SKELETAL MUSCLE | SKIN |
| | SPLEEN | THYROID GLANDS | THYMUS | TRACHEA |
| | URINARY BLADDER | UTERUS | VAGINA | CERVIX |
| | LN, AXILLARY | SKIN, TREATED | SKIN, UNTREATED | |
| MICRO: | ADRENAL CORTEX | ADRENAL MEDULLA | AORTA | STERNUM |
| | MARROW, STERN | FEMUR | MARROW, FEMUR | JOINT |
| | BRAIN | CECUM | COLON | DUODENUM |
| | ESOPHAGUS | EYES | NERVES, OPTIC | HEART |
| | ILEUM | JEJUNUM | LUNGS | MAMMARY GLAND |
| | NERVE, SCIATIC | OVIDUCTS | OVARIES | PANCREAS |
| | PITUITARY | RECTUM | SPINAL CORD | SAL. GLAND MAND |
| | STOMACH, GLAN | STOMACH, NON | SKELETAL MUSCLE | SKIN |
| | SPLEEN | TRACHEA | URINARY BLADDER | UTERUS |

ANIMAL NO. 10478 GROUP 2: 0 MG/KG/DAY FEMALE SCHEDULED EUTH 07/31/11 DATE OF DEATH: 07/31/11 STUDY DAY: 90

| | GRADE |
|---|---|
| CERVIX | |
| LN, AXILLARY | |
| SKIN, TREATED | |
| SKIN, UNTREATED | |

NOT PRESENT FOR EXAMINATION

MICRO:PARATHYROIDS

GROSS GRADE CODE: 1-SLIGHT, 2-MODERATE, 3-MARKED, P-PRESENT

MICRO GRADE CODE: 1-MINIMAL; 2-MILD; 3-MODERATE; 4-SEVERE; P-PRESENT
^==> INDICATES MICRO CONFIRMATION OF ABOVE GROSS FINDING

ANIMAL NO. 10530 GROUP 2: 0 MG/KG/DAY FEMALE SCHEDULED EUTH 07/31/11 DATE OF DEATH: 07/31/11 STUDY DAY: 90

| ORGAN WEIGHT | ABS.(G) | REL. | | | GRADE |
|---|---|---|---|---|---|
| BRAIN | 2.00 | 0.760 | KIDNEYS | MICRO: MINERALIZATION | 1 |
| LIVER | 6.82 | 2.593 | LN, MANDIBULAR | MICRO: ERYTHROCYTOSIS, SINUS | 1 |
| KIDNEYS | 1.68 | 0.639 | LIVER | MICRO: INFILTRATE, MONONUCLEAR | 1 |
| SPLEEN | 0.58 | 0.221 | OVARIES | MICRO: DECREASED CORPORA LUTEA | 1 |
| HEART | 1.12 | 0.426 | | ATRETIC FOLLICLES, INCREASED | 1 |
| UTERUS | 0.46 | 0.175 | PANCREAS | MICRO: INFILTRATE, MONONUCLEAR | (2) |
| THYMUS | 0.2632 | 0.100 | PARATHYROIDS | MICRO: NO SIGNIFICANT CHANGES OBSERVED | |
| OVARIES/OVIDUCTS | 0.1135 | 0.043 | | ONE MISSING NOT IN PLANE OF SECTION | |
| ADRENAL GLANDS | 0.0607 | 0.023 | THYMUS | GROSS: AREA(S), DARK RED | P |
| PITUITARY | 0.0220 | 0.008 | | MULTIPLE, IRREGULARLY SHAPED | |
| THYROIDS/PARATHY | 0.0151 | 0.006 | ^==> | THYMUS: HEMORRHAGE | |
| FINAL BODY WT(G) | 263. | | THYMUS | MICRO: HEMORRHAGE | 2 |
| | | | VAGINA | MICRO: ESTROUS CYCLE: DIESTRUS | P |
| | | | NO SIGNIFICANT CHANGES OBSERVED | | |

| | | | | |
|---|---|---|---|---|
| GROSS: | ADRENAL GLANDS | AORTA | STERNUM | FEMUR |
| | JOINT | BRAIN | CECUM | COLON |
| | DUODENUM | ESOPHAGUS | EYES | NERVES, OPTIC |
| | HEART | ILEUM | JEJUNUM | KIDNEYS |
| | LN, MANDIBULAR | LAC. GLAND EXOR | LIVER | LN, MESENTERIC |
| | LUNGS | MAMMARY GLAND | NERVE, SCIATIC | OVIDUCTS |
| | OVARIES | PANCREAS | PITUITARY | RECTUM |
| | SPINAL CORD | SAL. GLAND MAND | STOMACH | SKELETAL MUSCLE |
| | SKIN | SPLEEN | THYROID GLANDS | TRACHEA |
| | URINARY BLADDER | UTERUS | VAGINA | CERVIX |
| | LN, AXILLARY | SKIN, TREATED | SKIN, UNTREATED | |
| MICRO: | ADRENAL CORTEX | ADRENAL MEDULLA | AORTA | STERNUM |
| | MARROW, STERN | FEMUR | MARROW, FEMUR | JOINT |
| | BRAIN | CECUM | COLON | DUODENUM |
| | ESOPHAGUS | EYES | NERVES, OPTIC | HEART |
| | ILEUM | JEJUNUM | LAC. GLAND EXOR | LN, MESENTERIC |
| | LUNGS | MAMMARY GLAND | NERVE, SCIATIC | OVIDUCTS |

ANIMAL NO. 10530 GROUP 2: 0 MG/KG/DAY FEMALE SCHEDULED EUTH 07/31/11 DATE OF DEATH: 07/31/11 STUDY DAY: 90

| | | | GRADE |
|---|---|---|---|
| PITUITARY | RECTUM | SPINAL CORD | SAL. GLAND MAND |
| STOMACH, GLAN | STOMACH, NON | SKELETAL MUSCLE | SKIN |
| SPLEEN | THYROID GLANDS | PARATHYROIDS | TRACHEA |
| URINARY BLADDER | UTERUS | CERVIX | LN, AXILLARY |
| SKIN, TREATED | SKIN, UNTREATED | | |

GROSS GRADE CODE: 1-SLIGHT, 2-MODERATE, 3-MARKED, P-PRESENT

MICRO GRADE CODE: 1-MINIMAL; 2-MILD; 3-MODERATE; 4-SEVERE; P-PRESENT
( )-FOCAL/SOLITARY, (( ))-MULTIFOCAL/MULTIPLE, NO PARENTHESES-NOT SPECIFIED
^==> INDICATES MICRO CONFIRMATION OF ABOVE GROSS FINDING

ANIMAL NO. 10534 GROUP 2: 0 MG/KG/DAY FEMALE SCHEDULED EUTH 07/31/11 DATE OF DEATH: 07/31/11 STUDY DAY: 90

| ORGAN WEIGHT | ABS.(G) | REL. |
|---|---|---|
| BRAIN | 1.83 | 0.683 |
| LIVER | 7.25 | 2.705 |
| KIDNEYS | 1.92 | 0.716 |
| SPLEEN | 0.53 | 0.198 |
| HEART | 0.93 | 0.347 |
| UTERUS | 0.51 | 0.190 |
| THYMUS | 0.2002 | 0.075 |
| OVARIES/OVIDUCTS | 0.1300 | 0.049 |
| ADRENAL GLANDS | 0.0697 | 0.026 |
| PITUITARY | 0.0178 | 0.007 |
| THYROIDS/PARATHY | 0.0185 | 0.007 |
| FINAL BODY WT(G) | 268. | |

| | | GRADE |
|---|---|---|
| KIDNEYS | MICRO: NEPHROPATHY, CHRONIC PROGRESSIVE | 1 |
| LN, MANDIBULAR | MICRO: ERYTHROCYTOSIS, SINUS | 1 |
| | PLASMACYTOSIS | 1 |
| LIVER | MICRO: INFILTRATE, MONONUCLEAR | 1 |
| LN, MESENTERIC | MICRO: ERYTHROCYTOSIS, SINUS | 1 |
| THYMUS | GROSS: AREA(S), DARK RED | P |
| | MULTIPLE, 1 MM IN DIAMETER | |
| ^==> | THYMUS: HEMORRHAGE | |
| THYMUS | MICRO: HEMORRHAGE | 1 |
| VAGINA | MICRO: ESTROUS CYCLE: DIESTRUS | P |
| NO SIGNIFICANT | | |
| CHANGES OBSERVED | | |

| | | | | |
|---|---|---|---|---|
| GROSS: | ADRENAL GLANDS | AORTA | STERNUM | FEMUR |
| | JOINT | BRAIN | CECUM | COLON |
| | DUODENUM | ESOPHAGUS | EYES | NERVES, OPTIC |
| | HEART | ILEUM | JEJUNUM | KIDNEYS |
| | LN, MANDIBULAR | LAC. GLAND EXOR | LIVER | LN, MESENTERIC |
| | LUNGS | MAMMARY GLAND | NERVE, SCIATIC | OVIDUCTS |
| | OVARIES | PANCREAS | PITUITARY | RECTUM |
| | SPINAL CORD | SAL. GLAND MAND | STOMACH | SKELETAL MUSCLE |
| | SKIN | SPLEEN | THYROID GLANDS | TRACHEA |
| | URINARY BLADDER | UTERUS | VAGINA | CERVIX |
| | LN, AXILLARY | SKIN, TREATED | SKIN, UNTREATED | |
| MICRO: | ADRENAL CORTEX | ADRENAL MEDULLA | AORTA | STERNUM |
| | MARROW, STERN | FEMUR | MARROW, FEMUR | JOINT |
| | BRAIN | CECUM | COLON | DUODENUM |
| | ESOPHAGUS | EYES | NERVES, OPTIC | HEART |
| | ILEUM | JEJUNUM | LAC. GLAND EXOR | LUNGS |
| | MAMMARY GLAND | NERVE, SCIATIC | OVIDUCTS | OVARIES |
| | PANCREAS | PITUITARY | RECTUM | SPINAL CORD |
| | SAL. GLAND MAND | STOMACH, GLAN | STOMACH, NON | SKELETAL MUSCLE |
| | SKIN | SPLEEN | THYROID GLANDS | PARATHYROIDS |
| | TRACHEA | URINARY BLADDER | UTERUS | CERVIX |

ANIMAL NO. 10534 GROUP 2: 0 MG/KG/DAY FEMALE SCHEDULED EUTH 07/31/11 DATE OF DEATH: 07/31/11 STUDY DAY: 90

| | GRADE |
|---|---|
| LN, AXILLARY | |
| SKIN, TREATED | |
| SKIN, UNTREATED | |

GROSS GRADE CODE: 1-SLIGHT, 2-MODERATE, 3-MARKED, P-PRESENT

MICRO GRADE CODE: 1-MINIMAL; 2-MILD; 3-MODERATE; 4-SEVERE; P-PRESENT
^==> INDICATES MICRO CONFIRMATION OF ABOVE GROSS FINDING

ANIMAL NO. 10535 GROUP 2: 0 MG/KG/DAY FEMALE SCHEDULED EUTH 07/31/11 DATE OF DEATH: 07/31/11 STUDY DAY: 90

| ORGAN WEIGHT | ABS.(G) | REL. |
|---|---|---|
| BRAIN | 2.02 | 0.671 |
| LIVER | 7.87 | 2.615 |
| KIDNEYS | 1.99 | 0.661 |
| SPLEEN | 0.74 | 0.246 |
| HEART | 1.20 | 0.399 |
| UTERUS | 0.67 | 0.223 |
| THYMUS | 0.2637 | 0.088 |
| OVARIES/OVIDUCTS | 0.1230 | 0.041 |
| ADRENAL GLANDS | 0.0686 | 0.023 |
| PITUITARY | 0.0216 | 0.007 |
| THYROIDS/PARATHY | 0.0226 | 0.008 |
| FINAL BODY WT(G) | 301. | |

ADRENAL MEDULLA
LN, MANDIBULAR
LAC. GLAND EXOR
LIVER
PITUITARY
VAGINA
NO SIGNIFICANT
CHANGES OBSERVED

| | | GRADE |
|---|---|---|
| MICRO: | NO SIGNIFICANT CHANGES OBSERVED | |
| | ONE MISSING, NOT IN PLANE OF SECTION | |
| MICRO: | ERYTHROCYTOSIS, SINUS | 1 |
| MICRO: | INFILTRATE, MONONUCLEAR | 1 |
| MICRO: | INFILTRATE, MONONUCLEAR | 1 |
| MICRO: | CYST, PARS INTERMEDIA | P |
| MICRO: | ESTROUS CYCLE: PROESTRUS | P |

| | | | | |
|---|---|---|---|---|
| GROSS: | ADRENAL GLANDS | AORTA | STERNUM | FEMUR |
| | JOINT | BRAIN | CECUM | COLON |
| | DUODENUM | ESOPHAGUS | EYES | NERVES, OPTIC |
| | HEART | ILEUM | JEJUNUM | KIDNEYS |
| | LN, MANDIBULAR | LAC. GLAND EXOR | LIVER | LN, MESENTERIC |
| | LUNGS | MAMMARY GLAND | NERVE, SCIATIC | OVIDUCTS |
| | OVARIES | PANCREAS | PITUITARY | RECTUM |
| | SPINAL CORD | SAL. GLAND MAND | STOMACH | SKELETAL MUSCLE |
| | SKIN | SPLEEN | THYROID GLANDS | THYMUS |
| | TRACHEA | URINARY BLADDER | UTERUS | VAGINA |
| | CERVIX | LN, AXILLARY | SKIN, TREATED | SKIN, UNTREATED |
| MICRO: | ADRENAL CORTEX | ADRENAL MEDULLA | AORTA | STERNUM |
| | MARROW, STERN | FEMUR | MARROW, FEMUR | JOINT |
| | BRAIN | CECUM | COLON | DUODENUM |
| | ESOPHAGUS | EYES | NERVES, OPTIC | HEART |
| | ILEUM | JEJUNUM | KIDNEYS | LN, MESENTERIC |
| | LUNGS | MAMMARY GLAND | NERVE, SCIATIC | OVIDUCTS |
| | OVARIES | PANCREAS | RECTUM | SPINAL CORD |
| | SAL. GLAND MAND | STOMACH, GLAN | STOMACH, NON | SKELETAL MUSCLE |
| | SKIN | SPLEEN | THYROID GLANDS | THYMUS |
| | TRACHEA | URINARY BLADDER | UTERUS | CERVIX |
| | LN, AXILLARY | SKIN, TREATED | SKIN, UNTREATED | |

ANIMAL NO. 10535 GROUP 2: 0 MG/KG/DAY FEMALE SCHEDULED EUTH 07/31/11 DATE OF DEATH: 07/31/11 STUDY DAY: 90

| | GRADE |
|---|---|
| NOT PRESENT FOR EXAMINATION | |
| MICRO:PARATHYROIDS | |

GROSS GRADE CODE: 1-SLIGHT, 2-MODERATE, 3-MARKED, P-PRESENT

MICRO GRADE CODE: 1-MINIMAL; 2-MILD; 3-MODERATE; 4-SEVERE; P-PRESENT

ANIMAL NO. 10537 GROUP 2: 0 MG/KG/DAY FEMALE SCHEDULED EUTH 07/31/11 DATE OF DEATH: 07/31/11 STUDY DAY: 90

| ORGAN WEIGHT | ABS.(G) | REL. |
|---|---|---|
| BRAIN | 2.03 | 0.871 |
| LIVER | 6.30 | 2.704 |
| KIDNEYS | 1.83 | 0.785 |
| SPLEEN | 0.49 | 0.210 |
| HEART | 1.07 | 0.459 |
| UTERUS | 0.98 | 0.421 |
| THYMUS | 0.2482 | 0.107 |
| OVARIES/OVIDUCTS | 0.1258 | 0.054 |
| ADRENAL GLANDS | 0.0519 | 0.022 |
| PITUITARY | 0.0189 | 0.008 |
| THYROIDS/PARATHY | 0.0195 | 0.008 |
| FINAL BODY WT(G) | 233. | |

| | | GRADE |
|---|---|---|
| KIDNEYS | MICRO: MINERALIZATION | 1 |
| LIVER | MICRO: INFILTRATE, MONONUCLEAR | 1 |
| UTERUS | GROSS: CONTENTS, CLEAR FLUID | P |
| | BOTH HORNS | |
| ^==> | UTERUS: DILATATION, LUMEN | |
| UTERUS | MICRO: DILATATION, LUMEN | 2 |
| VAGINA | MICRO: ESTROUS CYCLE: PROESTRUS | P |
| NO SIGNIFICANT CHANGES OBSERVED | | |

GROSS: ADRENAL GLANDS, AORTA, STERNUM, FEMUR, JOINT, BRAIN, CECUM, COLON, DUODENUM, ESOPHAGUS, EYES, NERVES, OPTIC, HEART, ILEUM, JEJUNUM, KIDNEYS, LN, MANDIBULAR, LAC. GLAND EXOR, LIVER, LN, MESENTERIC, LUNGS, MAMMARY GLAND, NERVE, SCIATIC, OVIDUCTS, OVARIES, PANCREAS, PITUITARY, RECTUM, SPINAL CORD, SAL. GLAND MAND, STOMACH, SKELETAL MUSCLE, SKIN, SPLEEN, THYROID GLANDS, THYMUS, TRACHEA, URINARY BLADDER, VAGINA, CERVIX, LN, AXILLARY, SKIN, TREATED, SKIN, UNTREATED

MICRO: ADRENAL CORTEX, ADRENAL MEDULLA, AORTA, STERNUM, MARROW, STERN, FEMUR, MARROW, FEMUR, JOINT, BRAIN, CECUM, COLON, DUODENUM, ESOPHAGUS, EYES, NERVES, OPTIC, HEART, ILEUM, JEJUNUM, LN, MANDIBULAR, LAC. GLAND EXOR, LN, MESENTERIC, LUNGS, MAMMARY GLAND, NERVE, SCIATIC, OVIDUCTS, OVARIES, PANCREAS, PITUITARY, RECTUM, SPINAL CORD, SAL. GLAND MAND, STOMACH, GLAN, STOMACH, NON, SKELETAL MUSCLE, SKIN, SPLEEN, THYROID GLANDS, THYMUS, TRACHEA, URINARY BLADDER, CERVIX, LN, AXILLARY, SKIN, TREATED, SKIN, UNTREATED

NOT PRESENT FOR EXAMINATION

MICRO: PARATHYROIDS

ANIMAL NO. 10537 GROUP 2: 0 MG/KG/DAY FEMALE SCHEDULED EUTH 07/31/11 DATE OF DEATH: 07/31/11 STUDY DAY: 90

GRADE

---

GROSS GRADE CODE: 1-SLIGHT, 2-MODERATE, 3-MARKED, P-PRESENT

MICRO GRADE CODE: 1-MINIMAL; 2-MILD; 3-MODERATE; 4-SEVERE; P-PRESENT
^==> INDICATES MICRO CONFIRMATION OF ABOVE GROSS FINDING

ANIMAL NO. 10479 GROUP 3: 5 MG/KG/DAY FEMALE SCHEDULED EUTH 07/30/11 DATE OF DEATH: 07/30/11 STUDY DAY: 89

| ORGAN WEIGHT | ABS.(G) | REL. | | | GRADE |
|---|---|---|---|---|---|
| BRAIN | 1.87 | 0.728 | KIDNEYS | MICRO: NEPHROPATHY, CHRONIC PROGRESSIVE | 1 |
| LIVER | 8.28 | 3.222 | LIVER | MICRO: INFILTRATE, MONONUCLEAR | 1 |
| KIDNEYS | 1.64 | 0.638 | THYROID GLANDS | MICRO: CYST, ULTIMOBRANCHIAL | P |
| SPLEEN | 0.76 | 0.296 | PARATHYROIDS | MICRO: NO SIGNIFICANT CHANGES OBSERVED | |
| HEART | 1.09 | 0.424 | | ONE MISSING NOT IN PLANE OF SECTION | |
| UTERUS | 0.40 | 0.156 | THYMUS | GROSS: AREA(S), DARK RED | P |
| THYMUS | 0.1801 | 0.070 | | MULTIPLE, PINPOINT TO 1 MM IN DIAMETER | |
| OVARIES/OVIDUCTS | 0.1289 | 0.050 | ^==> GROSS UNCONFIRMED | | |
| ADRENAL GLANDS | 0.0644 | 0.025 | VAGINA | MICRO: ESTROUS CYCLE: PROESTRUS | P |
| PITUITARY | 0.0205 | 0.008 | NO SIGNIFICANT | | |
| THYROIDS/PARATHY | 0.0237 | 0.009 | CHANGES OBSERVED | | |
| FINAL BODY WT(G) | 257. | | | | |

| | | | | |
|---|---|---|---|---|
| GROSS: | ADRENAL GLANDS | AORTA | STERNUM | FEMUR |
| | JOINT | BRAIN | CECUM | COLON |
| | DUODENUM | ESOPHAGUS | EYES | NERVES, OPTIC |
| | HEART | ILEUM | JEJUNUM | KIDNEYS |
| | LN, MANDIBULAR | LAC. GLAND EXOR | LIVER | LN, MESENTERIC |
| | LUNGS | MAMMARY GLAND | NERVE, SCIATIC | OVIDUCTS |
| | OVARIES | PANCREAS | PITUITARY | RECTUM |
| | SPINAL CORD | SAL. GLAND MAND | STOMACH | SKELETAL MUSCLE |
| | SKIN | SPLEEN | THYROID GLANDS | TRACHEA |
| | URINARY BLADDER | UTERUS | VAGINA | CERVIX |
| | LN, AXILLARY | SKIN, TREATED | SKIN, UNTREATED | |
| MICRO: | ADRENAL CORTEX | ADRENAL MEDULLA | AORTA | STERNUM |
| | MARROW, STERN | FEMUR | MARROW, FEMUR | JOINT |
| | BRAIN | CECUM | COLON | DUODENUM |
| | ESOPHAGUS | EYES | NERVES, OPTIC | HEART |
| | ILEUM | JEJUNUM | LN, MANDIBULAR | LAC. GLAND EXOR |
| | LN, MESENTERIC | LUNGS | MAMMARY GLAND | NERVE, SCIATIC |
| | OVIDUCTS | OVARIES | PANCREAS | PITUITARY |
| | RECTUM | SPINAL CORD | SAL. GLAND MAND | STOMACH, GLAN |
| | STOMACH, NON | SKELETAL MUSCLE | SKIN | SPLEEN |
| | PARATHYROIDS | THYMUS | TRACHEA | URINARY BLADDER |

ANIMAL NO. 10479 GROUP 3: 5 MG/KG/DAY FEMALE SCHEDULED EUTH 07/30/11 DATE OF DEATH: 07/30/11 STUDY DAY: 89

| | GRADE |
|---|---|
| UTERUS | |
| CERVIX | |
| LN, AXILLARY | |
| SKIN, TREATED | |
| SKIN, UNTREATED | |

GROSS GRADE CODE: 1-SLIGHT, 2-MODERATE, 3-MARKED, P-PRESENT

MICRO GRADE CODE: 1-MINIMAL; 2-MILD; 3-MODERATE; 4-SEVERE; P-PRESENT
^==> INDICATES MICRO CONFIRMATION OF ABOVE GROSS FINDING

ANIMAL NO. 10482 GROUP 3: 5 MG/KG/DAY FEMALE SCHEDULED EUTH 07/30/11 DATE OF DEATH: 07/30/11 STUDY DAY: 89

| ORGAN WEIGHT | ABS.(G) | REL. | | | GRADE |
|---|---|---|---|---|---|
| BRAIN | 1.84 | 0.652 | KIDNEYS | MICRO: INFILTRATE, MONONUCLEAR | 1 |
| LIVER | 7.72 | 2.738 | LIVER | MICRO: INFILTRATE, MONONUCLEAR | 1 |
| KIDNEYS | 1.68 | 0.596 | PITUITARY | MICRO: VACUOLATION, PARS DISTALIS | 1 |
| SPLEEN | 0.56 | 0.199 | THYROID GLANDS | MICRO: CYST, ULTIMOBRANCHIAL | P |
| HEART | 0.97 | 0.344 | THYMUS | MICRO: HEMORRHAGE | 1 |
| UTERUS | 0.90 | 0.319 | UTERUS | GROSS: CONTENTS, CLEAR FLUID | P |
| THYMUS | 0.2701 | 0.096 | ^==> | BOTH HORNS | |
| OVARIES/OVIDUCTS | 0.1289 | 0.046 | | UTERUS: DILATATION, LUMEN | |
| ADRENAL GLANDS | 0.0686 | 0.024 | UTERUS | MICRO: DILATATION, LUMEN | 2 |
| PITUITARY | 0.0179 | 0.006 | VAGINA | MICRO: ESTROUS CYCLE: PROESTRUS | P |
| THYROIDS/PARATHY | 0.0183 | 0.006 | LN, AXILLARY | MICRO: ERYTHROCYTOSIS, SINUS | 1 |
| FINAL BODY WT(G) | 282. | | NO SIGNIFICANT CHANGES OBSERVED | | |

| | | | | |
|---|---|---|---|---|
| GROSS: | ADRENAL GLANDS | AORTA | STERNUM | FEMUR |
| | JOINT | BRAIN | CECUM | COLON |
| | DUODENUM | ESOPHAGUS | EYES | NERVES, OPTIC |
| | HEART | ILEUM | JEJUNUM | KIDNEYS |
| | LN, MANDIBULAR | LAC. GLAND EXOR | LIVER | LN, MESENTERIC |
| | LUNGS | MAMMARY GLAND | NERVE, SCIATIC | OVIDUCTS |
| | OVARIES | PANCREAS | PITUITARY | RECTUM |
| | SPINAL CORD | SAL. GLAND MAND | STOMACH | SKELETAL MUSCLE |
| | SKIN | SPLEEN | THYROID GLANDS | THYMUS |
| | TRACHEA | URINARY BLADDER | VAGINA | CERVIX |
| | LN, AXILLARY | SKIN, TREATED | SKIN, UNTREATED | |
| MICRO: | ADRENAL CORTEX | ADRENAL MEDULLA | AORTA | STERNUM |
| | MARROW, STERN | FEMUR | MARROW, FEMUR | JOINT |
| | BRAIN | CECUM | COLON | DUODENUM |
| | ESOPHAGUS | EYES | NERVES, OPTIC | HEART |
| | ILEUM | JEJUNUM | LN, MANDIBULAR | LAC. GLAND EXOR |
| | LN, MESENTERIC | LUNGS | MAMMARY GLAND | NERVE, SCIATIC |
| | OVIDUCTS | OVARIES | PANCREAS | RECTUM |
| | SPINAL CORD | SAL. GLAND MAND | STOMACH, GLAN | STOMACH, NON |
| | SKELETAL MUSCLE | SKIN | SPLEEN | PARATHYROIDS |

ANIMAL NO. 10482 GROUP 3: 5 MG/KG/DAY FEMALE SCHEDULED EUTH 07/30/11 DATE OF DEATH: 07/30/11 STUDY DAY: 89

| | GRADE |
|---|---|
| TRACHEA | |
| URINARY BLADDER | |
| CERVIX | |
| SKIN, TREATED | |
| SKIN, UNTREATED | |

GROSS GRADE CODE: 1-SLIGHT, 2-MODERATE, 3-MARKED, P-PRESENT

MICRO GRADE CODE: 1-MINIMAL; 2-MILD; 3-MODERATE; 4-SEVERE; P-PRESENT
^==> INDICATES MICRO CONFIRMATION OF ABOVE GROSS FINDING

ANIMAL NO. 10490 GROUP 3: 5 MG/KG/DAY FEMALE SCHEDULED EUTH 07/30/11 DATE OF DEATH: 07/30/11 STUDY DAY: 89

| ORGAN WEIGHT | ABS.(G) | REL. | GENERAL COMMENT | | GRADE |
|---|---|---|---|---|---|
| BRAIN | 1.84 | 0.736 | | GROSS: ORGAN DAMAGED AT NECROPSY | P |
| LIVER | 6.64 | 2.656 | ^==> | BRAIN GROSS UNCONFIRMED | |
| KIDNEYS | 1.56 | 0.623 | KIDNEYS | MICRO: MINERALIZATION | 1 |
| SPLEEN | 0.48 | 0.191 | LN, MANDIBULAR | MICRO: ERYTHROCYTOSIS, SINUS | 1 |
| HEART | 1.23 | 0.493 | LIVER | MICRO: INFILTRATE, MONONUCLEAR | 1 |
| UTERUS | 0.91 | 0.365 | UTERUS | GROSS: CONTENTS, CLEAR FLUID | P |
| THYMUS | 0.2876 | 0.115 | | BOTH HORNS | |
| OVARIES/OVIDUCTS | 0.1328 | 0.053 | ^==> | UTERUS: DILATATION, LUMEN | |
| ADRENAL GLANDS | 0.0762 | 0.030 | UTERUS | MICRO: DILATATION, LUMEN | 2 |
| PITUITARY | 0.0177 | 0.007 | VAGINA | MICRO: ESTROUS CYCLE: PROESTRUS | P |
| THYROIDS/PARATHY | 0.0151 | 0.006 | NO SIGNIFICANT | | |
| FINAL BODY WT(G) | 250. | | CHANGES OBSERVED | | |

| | | | |
|---|---|---|---|
| GROSS: | ADRENAL GLANDS | AORTA | STERNUM | FEMUR |
| | JOINT | BRAIN | CECUM | COLON |
| | DUODENUM | ESOPHAGUS | EYES | NERVES, OPTIC |
| | HEART | ILEUM | JEJUNUM | KIDNEYS |
| | LN, MANDIBULAR | LAC. GLAND EXOR | LIVER | LN, MESENTERIC |
| | LUNGS | MAMMARY GLAND | NERVE, SCIATIC | OVIDUCTS |
| | OVARIES | PANCREAS | PITUITARY | RECTUM |
| | SPINAL CORD | SAL. GLAND MAND | STOMACH | SKELETAL MUSCLE |
| | SKIN | SPLEEN | THYROID GLANDS | THYMUS |
| | TRACHEA | URINARY BLADDER | VAGINA | CERVIX |
| | LN, AXILLARY | SKIN, TREATED | SKIN, UNTREATED | |
| MICRO: | ADRENAL CORTEX | ADRENAL MEDULLA | AORTA | STERNUM |
| | MARROW, STERN | FEMUR | MARROW, FEMUR | JOINT |
| | BRAIN | CECUM | COLON | DUODENUM |
| | ESOPHAGUS | EYES | NERVES, OPTIC | HEART |
| | ILEUM | JEJUNUM | LAC. GLAND EXOR | LN, MESENTERIC |
| | LUNGS | MAMMARY GLAND | NERVE, SCIATIC | OVIDUCTS |
| | OVARIES | PANCREAS | PITUITARY | RECTUM |
| | SPINAL CORD | SAL. GLAND MAND | STOMACH, GLAN | STOMACH, NON |
| | SKELETAL MUSCLE | SKIN | SPLEEN | THYROID GLANDS |

ANIMAL NO. 10490 GROUP 3: 5 MG/KG/DAY FEMALE SCHEDULED EUTH 07/30/11 DATE OF DEATH: 07/30/11 STUDY DAY: 89

| | GRADE |
|---|---|
| THYMUS | |
| LN, AXILLARY | |
| TRACHEA | |
| SKIN, TREATED | |
| URINARY BLADDER | |
| SKIN, UNTREATED | |
| CERVIX | |

NOT PRESENT FOR EXAMINATION

MICRO:PARATHYROIDS

GROSS GRADE CODE: 1-SLIGHT, 2-MODERATE, 3-MARKED, P-PRESENT

MICRO GRADE CODE: 1-MINIMAL; 2-MILD; 3-MODERATE; 4-SEVERE; P-PRESENT
^==> INDICATES MICRO CONFIRMATION OF ABOVE GROSS FINDING

ANIMAL NO. 10501 GROUP 3: 5 MG/KG/DAY FEMALE SCHEDULED EUTH 07/30/11 DATE OF DEATH: 07/30/11 STUDY DAY: 89

| ORGAN WEIGHT | ABS.(G) | REL. |
|---|---|---|
| BRAIN | 2.06 | 0.675 |
| LIVER | 8.74 | 2.866 |
| KIDNEYS | 1.90 | 0.623 |
| SPLEEN | 0.61 | 0.200 |
| HEART | 1.17 | 0.384 |
| UTERUS | 0.87 | 0.285 |
| THYMUS | 0.4028 | 0.132 |
| OVARIES/OVIDUCTS | 0.1364 | 0.045 |
| ADRENAL GLANDS | 0.0780 | 0.026 |
| PITUITARY | 0.0215 | 0.007 |
| THYROIDS/PARATHY | 0.0194 | 0.006 |
| FINAL BODY WT(G) | 305. | |

LN, MANDIBULAR
LIVER
THYROID GLANDS
THYMUS
UTERUS
VAGINA
NO SIGNIFICANT
CHANGES OBSERVED

| | | GRADE |
|---|---|---|
| MICRO: | ERYTHROCYTOSIS, SINUS | 1 |
| MICRO: | INFILTRATE, MONONUCLEAR | 1 |
| MICRO: | CYST, ULTIMOBRANCHIAL | P |
| MICRO: | HEMORRHAGE | 1 |
| MICRO: | DILATATION, LUMEN | 2 |
| MICRO: | ESTROUS CYCLE: PROESTRUS | P |

| | | | | |
|---|---|---|---|---|
| GROSS: | ADRENAL GLANDS | AORTA | STERNUM | FEMUR |
| | JOINT | BRAIN | CECUM | COLON |
| | DUODENUM | ESOPHAGUS | EYES | NERVES, OPTIC |
| | HEART | ILEUM | JEJUNUM | KIDNEYS |
| | LN, MANDIBULAR | LAC. GLAND EXOR | LIVER | LN, MESENTERIC |
| | LUNGS | MAMMARY GLAND | NERVE, SCIATIC | OVIDUCTS |
| | OVARIES | PANCREAS | PITUITARY | RECTUM |
| | SPINAL CORD | SAL. GLAND MAND | STOMACH | SKELETAL MUSCLE |
| | SKIN | SPLEEN | THYROID GLANDS | THYMUS |
| | TRACHEA | URINARY BLADDER | UTERUS | VAGINA |
| | CERVIX | LN, AXILLARY | SKIN, TREATED | SKIN, UNTREATED |
| MICRO: | ADRENAL CORTEX | ADRENAL MEDULLA | AORTA | STERNUM |
| | MARROW, STERN | FEMUR | MARROW, FEMUR | JOINT |
| | BRAIN | CECUM | COLON | DUODENUM |
| | ESOPHAGUS | EYES | NERVES, OPTIC | HEART |
| | ILEUM | JEJUNUM | KIDNEYS | LAC. GLAND EXOR |
| | LN, MESENTERIC | LUNGS | MAMMARY GLAND | NERVE, SCIATIC |
| | OVIDUCTS | OVARIES | PANCREAS | PITUITARY |
| | RECTUM | SPINAL CORD | SAL. GLAND MAND | STOMACH, GLAN |
| | STOMACH, NON | SKELETAL MUSCLE | SKIN | SPLEEN |
| | TRACHEA | URINARY BLADDER | CERVIX | LN, AXILLARY |
| | SKIN, TREATED | SKIN, UNTREATED | | |

NOT PRESENT FOR EXAMINATION

MICRO:PARATHYROIDS

GROSS GRADE CODE: 1-SLIGHT, 2-MODERATE, 3-MARKED, P-PRESENT

MICRO GRADE CODE: 1-MINIMAL; 2-MILD; 3-MODERATE; 4-SEVERE; P-PRESENT

ANIMAL NO. 10508 GROUP 3: 5 MG/KG/DAY FEMALE SCHEDULED EUTH 07/30/11 DATE OF DEATH: 07/30/11 STUDY DAY: 89

| ORGAN WEIGHT | ABS.(G) | REL. |
|---|---|---|
| BRAIN | 1.95 | 0.728 |
| LIVER | 8.23 | 3.071 |
| KIDNEYS | 1.88 | 0.701 |
| SPLEEN | 0.64 | 0.239 |
| HEART | 1.06 | 0.396 |
| UTERUS | 0.42 | 0.157 |
| THYMUS | 0.2496 | 0.093 |
| OVARIES/OVIDUCTS | 0.1172 | 0.044 |
| ADRENAL GLANDS | 0.0646 | 0.024 |
| PITUITARY | 0.0228 | 0.009 |
| THYROIDS/PARATHY | 0.0190 | 0.007 |
| FINAL BODY WT(G) | 268. | |

| | | GRADE |
|---|---|---|
| KIDNEYS | MICRO: INFILTRATE, MONONUCLEAR | 1 |
| LN, MANDIBULAR | MICRO: ERYTHROCYTOSIS, SINUS | 1 |
| | PLASMACYTOSIS | 1 |
| LN, MESENTERIC | MICRO: ERYTHROCYTOSIS, SINUS | 1 |
| VAGINA | MICRO: ESTROUS CYCLE: PROESTRUS | P |

NO SIGNIFICANT CHANGES OBSERVED

| | | | | |
|---|---|---|---|---|
| GROSS: | ADRENAL GLANDS | AORTA | STERNUM | FEMUR |
| | JOINT | BRAIN | CECUM | COLON |
| | DUODENUM | ESOPHAGUS | EYES | NERVES, OPTIC |
| | HEART | ILEUM | JEJUNUM | KIDNEYS |
| | LN, MANDIBULAR | LAC. GLAND EXOR | LIVER | LN, MESENTERIC |
| | LUNGS | MAMMARY GLAND | NERVE, SCIATIC | OVIDUCTS |
| | OVARIES | PANCREAS | PITUITARY | RECTUM |
| | SPINAL CORD | SAL. GLAND MAND | STOMACH | SKELETAL MUSCLE |
| | SKIN | SPLEEN | THYROID GLANDS | THYMUS |
| | TRACHEA | URINARY BLADDER | UTERUS | VAGINA |
| | CERVIX | LN, AXILLARY | SKIN, TREATED | SKIN, UNTREATED |
| MICRO: | ADRENAL CORTEX | ADRENAL MEDULLA | AORTA | STERNUM |
| | MARROW, STERN | FEMUR | MARROW, FEMUR | JOINT |
| | BRAIN | CECUM | COLON | DUODENUM |
| | ESOPHAGUS | EYES | NERVES, OPTIC | HEART |
| | ILEUM | JEJUNUM | LAC. GLAND EXOR | LIVER |
| | LUNGS | MAMMARY GLAND | NERVE, SCIATIC | OVIDUCTS |
| | OVARIES | PANCREAS | PITUITARY | RECTUM |
| | SPINAL CORD | SAL. GLAND MAND | STOMACH, GLAN | STOMACH, NON |
| | SKELETAL MUSCLE | SKIN | SPLEEN | THYROID GLANDS |
| | THYMUS | TRACHEA | URINARY BLADDER | UTERUS |
| | CERVIX | LN, AXILLARY | SKIN, TREATED | SKIN, UNTREATED |

NOT PRESENT FOR EXAMINATION

MICRO:PARATHYROIDS

GROSS GRADE CODE: 1-SLIGHT, 2-MODERATE, 3-MARKED, P-PRESENT

MICRO GRADE CODE: 1-MINIMAL; 2-MILD; 3-MODERATE; 4-SEVERE; P-PRESENT

ANIMAL NO. 10513 GROUP 3: 5 MG/KG/DAY FEMALE SCHEDULED EUTH 07/31/11 DATE OF DEATH: 07/31/11 STUDY DAY: 90

| ORGAN WEIGHT | ABS.(G) | REL. |
|---|---|---|
| BRAIN | 1.85 | 0.654 |
| LIVER | 8.97 | 3.170 |
| KIDNEYS | 1.73 | 0.611 |
| SPLEEN | 0.63 | 0.223 |
| HEART | 0.97 | 0.343 |
| UTERUS | 0.59 | 0.208 |
| THYMUS | 0.2436 | 0.086 |
| OVARIES/OVIDUCTS | 0.1120 | 0.040 |
| ADRENAL GLANDS | 0.0559 | 0.020 |
| PITUITARY | 0.0198 | 0.007 |
| THYROIDS/PARATHY | 0.0169 | 0.006 |
| FINAL BODY WT(G) | 283. | |

| | | | GRADE |
|---|---|---|---|
| ADRENAL GLANDS | GROSS: | SMALL | P |
| | | RIGHT | |
| ^==> ADRENAL CORTEX: | | NECROSIS | |
| ADRENAL CORTEX | MICRO: | NECROSIS | (3) |
| HEART | MICRO: | CARDIOMYOPATHY | 1 |
| KIDNEYS | MICRO: | INFILTRATE, MONONUCLEAR | 1 |
| | | BASOPHILIC TUBULES | 1 |
| LN, MANDIBULAR | MICRO: | ERYTHROCYTOSIS, SINUS | 1 |
| LIVER | MICRO: | INFILTRATE, MONONUCLEAR | 1 |
| PARATHYROIDS | MICRO: | NO SIGNIFICANT CHANGES OBSERVED | |
| | | ONE MISSING NOT IN PLANE OF SECTION | |
| THYMUS | GROSS: | AREA(S), DARK RED | P |
| | | MULTIPLE, PINPOINT TO 2 MM IN DIAMETER | |
| ^==> THYMUS: | | HEMORRHAGE | |
| THYMUS | MICRO: | HEMORRHAGE | 1 |
| VAGINA | MICRO: | ESTROUS CYCLE: PROESTRUS | P |

NO SIGNIFICANT CHANGES OBSERVED

| | | | | |
|---|---|---|---|---|
| GROSS: | AORTA | STERNUM | FEMUR | JOINT |
| | BRAIN | CECUM | COLON | DUODENUM |
| | ESOPHAGUS | EYES | NERVES, OPTIC | HEART |
| | ILEUM | JEJUNUM | KIDNEYS | LN, MANDIBULAR |
| | LAC. GLAND EXOR | LIVER | LN, MESENTERIC | LUNGS |
| | MAMMARY GLAND | NERVE, SCIATIC | OVIDUCTS | OVARIES |
| | PANCREAS | PITUITARY | RECTUM | SPINAL CORD |
| | SAL. GLAND MAND | STOMACH | SKELETAL MUSCLE | SKIN |
| | SPLEEN | THYROID GLANDS | TRACHEA | URINARY BLADDER |
| | UTERUS | VAGINA | CERVIX | LN, AXILLARY |
| | SKIN, TREATED | SKIN, UNTREATED | | |
| MICRO: | ADRENAL MEDULLA | AORTA | STERNUM | MARROW, STERN |
| | FEMUR | MARROW, FEMUR | JOINT | BRAIN |
| | CECUM | COLON | DUODENUM | ESOPHAGUS |

ANIMAL NO. 10513 GROUP 3: 5 MG/KG/DAY FEMALE SCHEDULED EUTH 07/31/11 DATE OF DEATH: 07/31/11 STUDY DAY: 90

| | | | GRADE |
|---|---|---|---|
| EYES | NERVES, OPTIC | ILEUM | JEJUNUM |
| LAC. GLAND EXOR | LN, MESENTERIC | LUNGS | MAMMARY GLAND |
| NERVE, SCIATIC | OVIDUCTS | OVARIES | PANCREAS |
| PITUITARY | RECTUM | SPINAL CORD | SAL. GLAND MAND |
| STOMACH, GLAN | STOMACH, NON | SKELETAL MUSCLE | SKIN |
| SPLEEN | THYROID GLANDS | PARATHYROIDS | TRACHEA |
| URINARY BLADDER | UTERUS | CERVIX | LN, AXILLARY |
| SKIN, TREATED | SKIN, UNTREATED | | |

GROSS GRADE CODE: 1-SLIGHT, 2-MODERATE, 3-MARKED, P-PRESENT

MICRO GRADE CODE: 1-MINIMAL; 2-MILD; 3-MODERATE; 4-SEVERE; P-PRESENT
( )-FOCAL/SOLITARY, (( ))-MULTIFOCAL/MULTIPLE, NO PARENTHESES-NOT SPECIFIED
^==> INDICATES MICRO CONFIRMATION OF ABOVE GROSS FINDING

ANIMAL NO. 10520 GROUP 3: 5 MG/KG/DAY FEMALE SCHEDULED EUTH 07/31/11 DATE OF DEATH: 07/31/11 STUDY DAY: 90

| ORGAN WEIGHT | ABS.(G) | REL. |
|---|---|---|
| BRAIN | 1.99 | 0.696 |
| LIVER | 7.40 | 2.587 |
| KIDNEYS | 1.85 | 0.647 |
| SPLEEN | 0.52 | 0.182 |
| HEART | 1.03 | 0.360 |
| UTERUS | 0.47 | 0.164 |
| THYMUS | 0.2837 | 0.099 |
| OVARIES/OVIDUCTS | 0.1148 | 0.040 |
| ADRENAL GLANDS | 0.0578 | 0.020 |
| PITUITARY | 0.0145 | 0.005 |
| THYROIDS/PARATHY | 0.0191 | 0.007 |
| FINAL BODY WT(G) | 286. | |

KIDNEYS
LIVER
LN, MESENTERIC
VAGINA
NO SIGNIFICANT CHANGES OBSERVED

| | | GRADE |
|---|---|---|
| MICRO: | NEPHROPATHY, CHRONIC PROGRESSIVE | 1 |
| MICRO: | INFILTRATE, MONONUCLEAR | 1 |
| MICRO: | ERYTHROCYTOSIS, SINUS | 1 |
| MICRO: | ESTROUS CYCLE: DIESTRUS | P |

| | | | | |
|---|---|---|---|---|
| GROSS: | ADRENAL GLANDS | AORTA | STERNUM | FEMUR |
| | JOINT | BRAIN | CECUM | COLON |
| | DUODENUM | ESOPHAGUS | EYES | NERVES, OPTIC |
| | HEART | ILEUM | JEJUNUM | KIDNEYS |
| | LN, MANDIBULAR | LAC. GLAND EXOR | LIVER | LN, MESENTERIC |
| | LUNGS | MAMMARY GLAND | NERVE, SCIATIC | OVIDUCTS |
| | OVARIES | PANCREAS | PITUITARY | RECTUM |
| | SPINAL CORD | SAL. GLAND MAND | STOMACH | SKELETAL MUSCLE |
| | SKIN | SPLEEN | THYROID GLANDS | THYMUS |
| | TRACHEA | URINARY BLADDER | UTERUS | VAGINA |
| | CERVIX | LN, AXILLARY | SKIN, TREATED | SKIN, UNTREATED |
| MICRO: | ADRENAL CORTEX | ADRENAL MEDULLA | AORTA | STERNUM |
| | MARROW, STERN | FEMUR | MARROW, FEMUR | JOINT |
| | BRAIN | CECUM | COLON | DUODENUM |
| | ESOPHAGUS | EYES | NERVES, OPTIC | HEART |
| | ILEUM | JEJUNUM | LN, MANDIBULAR | LAC. GLAND EXOR |
| | LUNGS | MAMMARY GLAND | NERVE, SCIATIC | OVIDUCTS |
| | OVARIES | PANCREAS | PITUITARY | RECTUM |
| | SPINAL CORD | SAL. GLAND MAND | STOMACH, GLAN | STOMACH, NON |
| | SKELETAL MUSCLE | SKIN | SPLEEN | THYROID GLANDS |
| | THYMUS | TRACHEA | URINARY BLADDER | UTERUS |
| | CERVIX | LN, AXILLARY | SKIN, TREATED | SKIN, UNTREATED |

NOT PRESENT FOR EXAMINATION
MICRO:PARATHYROIDS

GROSS GRADE CODE: 1-SLIGHT, 2-MODERATE, 3-MARKED, P-PRESENT

MICRO GRADE CODE: 1-MINIMAL; 2-MILD; 3-MODERATE; 4-SEVERE; P-PRESENT

ANIMAL NO. 10521 GROUP 3: 5 MG/KG/DAY FEMALE SCHEDULED EUTH 07/31/11 DATE OF DEATH: 07/31/11 STUDY DAY: 90

| ORGAN WEIGHT | ABS.(G) | REL. |
|---|---|---|
| BRAIN | 1.88 | 0.657 |
| LIVER | 8.20 | 2.867 |
| KIDNEYS | 2.13 | 0.745 |
| SPLEEN | 0.49 | 0.171 |
| HEART | 1.18 | 0.413 |
| UTERUS | 0.67 | 0.234 |
| THYMUS | 0.2293 | 0.080 |
| OVARIES/OVIDUCTS | 0.1592 | 0.056 |
| ADRENAL GLANDS | 0.0797 | 0.028 |
| PITUITARY | 0.0203 | 0.007 |
| THYROIDS/PARATHY | 0.0163 | 0.006 |
| FINAL BODY WT(G) | 286. | |

| | | GRADE |
|---|---|---|
| ADRENAL MEDULLA | MICRO: NO SIGNIFICANT CHANGES OBSERVED | |
| | ONE MISSING, NOT IN PLANE OF SECTION | |
| LIVER | MICRO: INFILTRATE, MONONUCLEAR | 1 |
| PITUITARY | MICRO: NO SIGNIFICANT CHANGES OBSERVED | |
| | PARS NERVOSA NOT IN PLANE OF SECTION | |
| THYMUS | MICRO: HEMORRHAGE | 1 |
| VAGINA | MICRO: ESTROUS CYCLE: DIESTRUS | P |
| NO SIGNIFICANT CHANGES OBSERVED | | |

| | | | | |
|---|---|---|---|---|
| GROSS: | ADRENAL GLANDS | AORTA | STERNUM | FEMUR |
| | JOINT | BRAIN | CECUM | COLON |
| | DUODENUM | ESOPHAGUS | EYES | NERVES, OPTIC |
| | HEART | ILEUM | JEJUNUM | KIDNEYS |
| | LN, MANDIBULAR | LAC. GLAND EXOR | LIVER | LN, MESENTERIC |
| | LUNGS | MAMMARY GLAND | NERVE, SCIATIC | OVIDUCTS |
| | OVARIES | PANCREAS | PITUITARY | RECTUM |
| | SPINAL CORD | SAL. GLAND MAND | STOMACH | SKELETAL MUSCLE |
| | SKIN | SPLEEN | THYROID GLANDS | THYMUS |
| | TRACHEA | URINARY BLADDER | UTERUS | VAGINA |
| | CERVIX | LN, AXILLARY | SKIN, TREATED | SKIN, UNTREATED |
| MICRO: | ADRENAL CORTEX | ADRENAL MEDULLA | AORTA | STERNUM |
| | MARROW, STERN | FEMUR | MARROW, FEMUR | JOINT |
| | BRAIN | CECUM | COLON | DUODENUM |
| | ESOPHAGUS | EYES | NERVES, OPTIC | HEART |
| | ILEUM | JEJUNUM | KIDNEYS | LN, MANDIBULAR |
| | LAC. GLAND EXOR | LN, MESENTERIC | LUNGS | MAMMARY GLAND |
| | NERVE, SCIATIC | OVIDUCTS | OVARIES | PANCREAS |
| | PITUITARY | RECTUM | SPINAL CORD | SAL. GLAND MAND |
| | STOMACH, GLAN | STOMACH, NON | SKELETAL MUSCLE | SKIN |
| | SPLEEN | THYROID GLANDS | PARATHYROIDS | TRACHEA |
| | URINARY BLADDER | UTERUS | CERVIX | LN, AXILLARY |

ANIMAL NO. 10521 GROUP 3: 5 MG/KG/DAY FEMALE SCHEDULED EUTH 07/31/11 DATE OF DEATH: 07/31/11 STUDY DAY: 90

| | GRADE |
|---|---|
| | SKIN, TREATED SKIN, UNTREATED |

GROSS GRADE CODE: 1-SLIGHT, 2-MODERATE, 3-MARKED, P-PRESENT

MICRO GRADE CODE: 1-MINIMAL; 2-MILD; 3-MODERATE; 4-SEVERE; P-PRESENT

ANIMAL NO. 10531 GROUP 3: 5 MG/KG/DAY FEMALE SCHEDULED EUTH 07/31/11 DATE OF DEATH: 07/31/11 STUDY DAY: 90

| ORGAN WEIGHT | ABS.(G) | REL. |
|---|---|---|
| BRAIN | 1.87 | 0.658 |
| LIVER | 8.63 | 3.039 |
| KIDNEYS | 2.02 | 0.711 |
| SPLEEN | 0.70 | 0.246 |
| HEART | 1.04 | 0.366 |
| UTERUS | 0.63 | 0.222 |
| THYMUS | 0.2685 | 0.095 |
| OVARIES/OVIDUCTS | 0.1106 | 0.039 |
| ADRENAL GLANDS | 0.0837 | 0.029 |
| PITUITARY | 0.0184 | 0.006 |
| THYROIDS/PARATHY | 0.0193 | 0.007 |
| FINAL BODY WT(G) | 284. | |

KIDNEYS NO SIGNIFICANT CHANGES OBSERVED
LN, MANDIBULAR
LIVER
OVARIES
SKELETAL MUSCLE
THYROID GLANDS
PARATHYROIDS
VAGINA

| | | GRADE |
|---|---|---|
| MICRO: | INFILTRATE, MONONUCLEAR | 1 |
| | BASOPHILIC TUBULES | 1 |
| MICRO: | ERYTHROCYTOSIS, SINUS | 1 |
| MICRO: | INFILTRATE, MONONUCLEAR | 1 |
| MICRO: | ATRETIC FOLLICLES, INCREASED | 1 |
| MICRO: | INFILTRATE, MONONUCLEAR | (1) |
| MICRO: | CYST, ULTIMOBRANCHIAL | P |
| MICRO: | NO SIGNIFICANT CHANGES OBSERVED | |
| | ONE MISSING NOT IN PLANE OF SECTION | |
| MICRO: | ESTROUS CYCLE: DIESTRUS | P |

| | | | | |
|---|---|---|---|---|
| GROSS: | ADRENAL GLANDS | AORTA | STERNUM | FEMUR |
| | JOINT | BRAIN | CECUM | COLON |
| | DUODENUM | ESOPHAGUS | EYES | NERVES, OPTIC |
| | HEART | ILEUM | JEJUNUM | KIDNEYS |
| | LN, MANDIBULAR | LAC. GLAND EXOR | LIVER | LN, MESENTERIC |
| | LUNGS | MAMMARY GLAND | NERVE, SCIATIC | OVIDUCTS |
| | OVARIES | PANCREAS | PITUITARY | RECTUM |
| | SPINAL CORD | SAL. GLAND MAND | STOMACH | SKELETAL MUSCLE |
| | SKIN | SPLEEN | THYROID GLANDS | THYMUS |
| | TRACHEA | URINARY BLADDER | UTERUS | VAGINA |
| | CERVIX | LN, AXILLARY | SKIN, TREATED | SKIN, UNTREATED |
| MICRO: | ADRENAL CORTEX | ADRENAL MEDULLA | AORTA | STERNUM |
| | MARROW, STERN | FEMUR | MARROW, FEMUR | JOINT |
| | BRAIN | CECUM | COLON | DUODENUM |
| | ESOPHAGUS | EYES | NERVES, OPTIC | HEART |
| | ILEUM | JEJUNUM | LAC. GLAND EXOR | LN, MESENTERIC |
| | LUNGS | MAMMARY GLAND | NERVE, SCIATIC | OVIDUCTS |
| | PANCREAS | PITUITARY | RECTUM | SPINAL CORD |
| | SAL. GLAND MAND | STOMACH, GLAN | STOMACH, NON | SKIN |
| | SPLEEN | PARATHYROIDS | THYMUS | TRACHEA |

ANIMAL NO. 10531 GROUP 3: 5 MG/KG/DAY FEMALE SCHEDULED EUTH 07/31/11 DATE OF DEATH: 07/31/11 STUDY DAY: 90

| | GRADE |
|---|---|
| URINARY BLADDER | |
| SKIN, TREATED | |
| UTERUS | |
| SKIN, UNTREATED | |
| CERVIX | |
| LN, AXILLARY | |

GROSS GRADE CODE: 1-SLIGHT, 2-MODERATE, 3-MARKED, P-PRESENT

MICRO GRADE CODE: 1-MINIMAL; 2-MILD; 3-MODERATE; 4-SEVERE; P-PRESENT
( )-FOCAL/SOLITARY, (( ))-MULTIFOCAL/MULTIPLE, NO PARENTHESES-NOT SPECIFIED

ANIMAL NO. 10532 GROUP 3: 5 MG/KG/DAY FEMALE SCHEDULED EUTH 07/31/11 DATE OF DEATH: 07/31/11 STUDY DAY: 90

| ORGAN WEIGHT | ABS.(G) | REL. |
|---|---|---|
| BRAIN | 2.03 | 0.730 |
| LIVER | 8.31 | 2.989 |
| KIDNEYS | 1.88 | 0.676 |
| SPLEEN | 0.67 | 0.241 |
| HEART | 1.01 | 0.363 |
| UTERUS | 0.66 | 0.237 |
| THYMUS | 0.2242 | 0.081 |
| OVARIES/OVIDUCTS | 0.1251 | 0.045 |
| ADRENAL GLANDS | 0.0705 | 0.025 |
| PITUITARY | 0.0214 | 0.008 |
| THYROIDS/PARATHY | 0.0186 | 0.007 |
| FINAL BODY WT(G) | 278. | |

| | | GRADE |
|---|---|---|
| KIDNEYS | MICRO: MINERALIZATION | 1 |
| LN, MANDIBULAR | MICRO: ERYTHROCYTOSIS, SINUS | 1 |
| LIVER | GROSS: AREA(S), WHITE ONE, 2 MM IN DIAMETER, IN MEDIAN CLEFT; ONE, 1 MM IN DIAMETER, RIGHT LOBE | P |
| ^==> | LIVER: VACUOLATION, HEPATOCELLULAR | |
| LIVER | MICRO: INFILTRATE, MONONUCLEAR | 1 |
| | VACUOLATION, HEPATOCELLULAR | (2) |
| PITUITARY | MICRO: NO SIGNIFICANT CHANGES OBSERVED PARS NERVOSA NOT IN PLANE OF SECTION | |
| UTERUS | MICRO: DILATATION, LUMEN | 1 |
| VAGINA | MICRO: ESTROUS CYCLE: PROESTRUS | P |
| NO SIGNIFICANT CHANGES OBSERVED | | |

GROSS:

| | | | |
|---|---|---|---|
| ADRENAL GLANDS | AORTA | STERNUM | FEMUR |
| JOINT | BRAIN | CECUM | COLON |
| DUODENUM | ESOPHAGUS | EYES | NERVES, OPTIC |
| HEART | ILEUM | JEJUNUM | KIDNEYS |
| LN, MANDIBULAR | LAC. GLAND EXOR | LN, MESENTERIC | LUNGS |
| MAMMARY GLAND | NERVE, SCIATIC | OVIDUCTS | OVARIES |
| PANCREAS | PITUITARY | RECTUM | SPINAL CORD |
| SAL. GLAND MAND | STOMACH | SKELETAL MUSCLE | SKIN |
| SPLEEN | THYROID GLANDS | THYMUS | TRACHEA |
| URINARY BLADDER | UTERUS | VAGINA | CERVIX |
| LN, AXILLARY | SKIN, TREATED | SKIN, UNTREATED | |

MICRO:

| | | | |
|---|---|---|---|
| ADRENAL CORTEX | ADRENAL MEDULLA | AORTA | STERNUM |
| MARROW, STERN | FEMUR | MARROW, FEMUR | JOINT |
| BRAIN | CECUM | COLON | DUODENUM |
| ESOPHAGUS | EYES | NERVES, OPTIC | HEART |
| ILEUM | JEJUNUM | LAC. GLAND EXOR | LN, MESENTERIC |
| LUNGS | MAMMARY GLAND | NERVE, SCIATIC | OVIDUCTS |
| OVARIES | PANCREAS | PITUITARY | RECTUM |

ANIMAL NO. 10532 GROUP 3: 5 MG/KG/DAY FEMALE SCHEDULED EUTH 07/31/11 DATE OF DEATH: 07/31/11 STUDY DAY: 90

| | | | GRADE |
|---|---|---|---|
| SPINAL CORD | SAL. GLAND MAND | STOMACH, GLAN | STOMACH, NON |
| SKELETAL MUSCLE | SKIN | SPLEEN | THYROID GLANDS |
| THYMUS | TRACHEA | URINARY BLADDER | CERVIX |
| LN, AXILLARY | SKIN, TREATED | SKIN, UNTREATED | |

NOT PRESENT FOR EXAMINATION

MICRO:PARATHYROIDS

GROSS GRADE CODE: 1-SLIGHT, 2-MODERATE, 3-MARKED, P-PRESENT

MICRO GRADE CODE: 1-MINIMAL; 2-MILD; 3-MODERATE; 4-SEVERE; P-PRESENT
( )-FOCAL/SOLITARY, (( ))-MULTIFOCAL/MULTIPLE, NO PARENTHESES-NOT SPECIFIED
^==> INDICATES MICRO CONFIRMATION OF ABOVE GROSS FINDING

ANIMAL NO. 10485 GROUP 4: 25 MG/KG/DAY FEMALE SCHEDULED EUTH 07/30/11 DATE OF DEATH: 07/30/11 STUDY DAY: 89

| ORGAN WEIGHT | ABS.(G) | REL. | | | | GRADE |
|---|---|---|---|---|---|---|
| BRAIN | 2.01 | 0.824 | KIDNEYS | GROSS: | AREA(S), DEPRESSED | P |
| LIVER | 9.38 | 3.844 | | | FEW, PINPOINT TO 1 MM IN DIAMETER, IN CORTEX, BILATERAL | |
| KIDNEYS | 1.77 | 0.725 | ^==> | KIDNEYS: | NEPHROPATHY, CHRONIC PROGRESSIVE | |
| SPLEEN | 0.64 | 0.262 | KIDNEYS | MICRO: | NEPHROPATHY, CHRONIC PROGRESSIVE | 1 |
| HEART | 0.98 | 0.402 | LN, MANDIBULAR | GROSS: | ENLARGED | P |
| UTERUS | 0.79 | 0.324 | | | RIGHT | |
| THYMUS | 0.2289 | 0.094 | ^==> | LN, MANDIBULAR: | ERYTHROCYTOSIS, SINUS | |
| OVARIES/OVIDUCTS | 0.1347 | 0.055 | LN, MANDIBULAR | MICRO: | ERYTHROCYTOSIS, SINUS | 1 |
| ADRENAL GLANDS | 0.0733 | 0.030 | LAC. GLAND EXOR | MICRO: | VACUOLATION, CYTOPLASMIC | ((1)) |
| PITUITARY | 0.0131 | 0.005 | LIVER | MICRO: | INFILTRATE, MONONUCLEAR | 1 |
| THYROIDS/PARATHY | 0.0206 | 0.008 | | | VACUOLATION, HEPATOCELLULAR | 1 |
| FINAL BODY WT(G) | 244. | | SPLEEN | GROSS: | CYST(S) | P |
| | | | | | MULTIPLE, IRREGULARLY SHAPED | |
| | | | ^==> | GROSS | UNCONFIRMED | |
| | | | SPLEEN | MICRO: | FIBROSIS, CAPSULAR | (1) |
| | | | | | WITH MINIMAL INFLAMMATION | |
| | | | PARATHYROIDS | MICRO: | NO SIGNIFICANT CHANGES OBSERVED | |
| | | | | | ONE MISSING NOT IN PLANE OF SECTION | |
| | | | UTERUS | GROSS: | CONTENTS, CLEAR FLUID | P |
| | | | | | BOTH HORNS | |
| | | | ^==> | UTERUS: | DILATATION, LUMEN | |
| | | | UTERUS | MICRO: | DILATATION, LUMEN | 2 |
| | | | VAGINA | MICRO: | ESTROUS CYCLE: ESTRUS | P |
| | | | LN, AXILLARY | MICRO: | ERYTHROCYTOSIS, SINUS | 1 |
| | | | NO SIGNIFICANT CHANGES OBSERVED | GROSS: | ADRENAL GLANDS, AORTA, STERNUM, FEMUR, JOINT, BRAIN, CECUM, COLON, DUODENUM, ESOPHAGUS, EYES, NERVES, OPTIC, HEART, ILEUM, JEJUNUM, LAC. GLAND EXOR, LIVER, LN, MESENTERIC, LUNGS, MAMMARY GLAND | |

ANIMAL NO. 10485 GROUP 4: 25 MG/KG/DAY FEMALE SCHEDULED EUTH 07/30/11 DATE OF DEATH: 07/30/11 STUDY DAY: 89

GRADE

| | | | | |
|---|---|---|---|---|
| | NERVE, SCIATIC | OVIDUCTS | OVARIES | PANCREAS |
| | PITUITARY | RECTUM | SPINAL CORD | SAL. GLAND MAND |
| | STOMACH | SKELETAL MUSCLE | SKIN | THYROID GLANDS |
| | THYMUS | TRACHEA | URINARY BLADDER | VAGINA |
| | CERVIX | LN, AXILLARY | SKIN, TREATED | SKIN, UNTREATED |
| MICRO: | ADRENAL CORTEX | ADRENAL MEDULLA | AORTA | STERNUM |
| | MARROW, STERN | FEMUR | MARROW, FEMUR | JOINT |
| | BRAIN | CECUM | COLON | DUODENUM |
| | ESOPHAGUS | EYES | NERVES, OPTIC | HEART |
| | ILEUM | JEJUNUM | LN, MESENTERIC | LUNGS |
| | MAMMARY GLAND | NERVE, SCIATIC | OVIDUCTS | OVARIES |
| | PANCREAS | PITUITARY | RECTUM | SPINAL CORD |
| | SAL. GLAND MAND | STOMACH, GLAN | STOMACH, NON | SKELETAL MUSCLE |
| | SKIN | THYROID GLANDS | PARATHYROIDS | THYMUS |
| | TRACHEA | URINARY BLADDER | CERVIX | SKIN, TREATED |
| | SKIN, UNTREATED | | | |

GROSS GRADE CODE: 1-SLIGHT, 2-MODERATE, 3-MARKED, P-PRESENT

MICRO GRADE CODE: 1-MINIMAL; 2-MILD; 3-MODERATE; 4-SEVERE; P-PRESENT
( )-FOCAL/SOLITARY, (( ))-MULTIFOCAL/MULTIPLE, NO PARENTHESES-NOT SPECIFIED
^==> INDICATES MICRO CONFIRMATION OF ABOVE GROSS FINDING

ANIMAL NO. 10492 GROUP 4: 25 MG/KG/DAY FEMALE SCHEDULED EUTH 07/30/11 DATE OF DEATH: 07/30/11 STUDY DAY: 89

| ORGAN WEIGHT | ABS.(G) | REL. | | | GRADE |
|---|---|---|---|---|---|
| BRAIN | 1.81 | 0.739 | KIDNEYS | MICRO: NEPHROPATHY, CHRONIC PROGRESSIVE | 1 |
| LIVER | 8.80 | 3.592 | LN, MANDIBULAR | MICRO: ERYTHROCYTOSIS, SINUS | 1 |
| KIDNEYS | 1.75 | 0.714 | LIVER | MICRO: INFILTRATE, MONONUCLEAR | 1 |
| SPLEEN | 0.59 | 0.241 | THYROID GLANDS | MICRO: CYST, ULTIMOBRANCHIAL | P |
| HEART | 1.06 | 0.433 | PARATHYROIDS | MICRO: NO SIGNIFICANT CHANGES OBSERVED | |
| UTERUS | 0.53 | 0.216 | | ONE MISSING NOT IN PLANE OF SECTION | |
| THYMUS | 0.2109 | 0.086 | THYMUS | GROSS: AREA(S), DARK RED | P |
| OVARIES/OVIDUCTS | 0.0926 | 0.038 | | MULTIPLE, PINPOINT | |
| ADRENAL GLANDS | 0.0529 | 0.022 | ^==> | THYMUS: HEMORRHAGE | |
| PITUITARY | 0.0174 | 0.007 | THYMUS | MICRO: HEMORRHAGE | 1 |
| THYROIDS/PARATHY | 0.0191 | 0.008 | UTERUS | MICRO: ATROPHY | 1 |
| FINAL BODY WT(G) | 245. | | VAGINA | MICRO: ESTROUS CYCLE: DIESTRUS | P |
| | | | LN, AXILLARY | MICRO: ERYTHROCYTOSIS, SINUS | 1 |
| | | | NO SIGNIFICANT CHANGES OBSERVED | | |

| | | | | |
|---|---|---|---|---|
| GROSS: | ADRENAL GLANDS | AORTA | STERNUM | FEMUR |
| | JOINT | BRAIN | CECUM | COLON |
| | DUODENUM | ESOPHAGUS | EYES | NERVES, OPTIC |
| | HEART | ILEUM | JEJUNUM | KIDNEYS |
| | LN, MANDIBULAR | LAC. GLAND EXOR | LIVER | LN, MESENTERIC |
| | LUNGS | MAMMARY GLAND | NERVE, SCIATIC | OVIDUCTS |
| | OVARIES | PANCREAS | PITUITARY | RECTUM |
| | SPINAL CORD | SAL. GLAND MAND | STOMACH | SKELETAL MUSCLE |
| | SKIN | SPLEEN | THYROID GLANDS | TRACHEA |
| | URINARY BLADDER | UTERUS | VAGINA | CERVIX |
| | LN, AXILLARY | SKIN, TREATED | SKIN, UNTREATED | |
| MICRO: | ADRENAL CORTEX | ADRENAL MEDULLA | AORTA | STERNUM |
| | MARROW, STERN | FEMUR | MARROW, FEMUR | JOINT |
| | BRAIN | CECUM | COLON | DUODENUM |
| | ESOPHAGUS | EYES | NERVES, OPTIC | HEART |
| | ILEUM | JEJUNUM | LAC. GLAND EXOR | LN, MESENTERIC |
| | LUNGS | MAMMARY GLAND | NERVE, SCIATIC | OVIDUCTS |

ANIMAL NO. 10492 GROUP 4: 25 MG/KG/DAY FEMALE SCHEDULED EUTH 07/30/11 DATE OF DEATH: 07/30/11 STUDY DAY: 89

| | | | GRADE |
|---|---|---|---|
| OVARIES | PANCREAS | PITUITARY | RECTUM |
| SPINAL CORD | SAL. GLAND MAND | STOMACH, GLAN | STOMACH, NON |
| SKELETAL MUSCLE | SKIN | SPLEEN | PARATHYROIDS |
| TRACHEA | URINARY BLADDER | CERVIX | SKIN, TREATED |
| SKIN, UNTREATED | | | |

GROSS GRADE CODE: 1-SLIGHT, 2-MODERATE, 3-MARKED, P-PRESENT

MICRO GRADE CODE: 1-MINIMAL; 2-MILD; 3-MODERATE; 4-SEVERE; P-PRESENT
^==> INDICATES MICRO CONFIRMATION OF ABOVE GROSS FINDING

ANIMAL NO. 10497 GROUP 4: 25 MG/KG/DAY FEMALE SCHEDULED EUTH 07/30/11 DATE OF DEATH: 07/30/11 STUDY DAY: 89

| ORGAN WEIGHT | ABS.(G) | REL. | | | GRADE |
|---|---|---|---|---|---|
| BRAIN | 1.86 | 0.802 | KIDNEYS | MICRO: NEPHROPATHY, CHRONIC PROGRESSIVE | 1 |
| LIVER | 9.53 | 4.108 | | MINERALIZATION | 2 |
| KIDNEYS | 1.96 | 0.845 | LN, MANDIBULAR | MICRO: ERYTHROCYTOSIS, SINUS | 2 |
| SPLEEN | 0.59 | 0.254 | LAC. GLAND EXOR | MICRO: INFILTRATE, MONONUCLEAR | (1) |
| HEART | 1.11 | 0.478 | LIVER | MICRO: INFILTRATE, MONONUCLEAR | 1 |
| UTERUS | 0.67 | 0.289 | OVARIES | MICRO: DECREASED CORPORA LUTEA | 2 |
| THYMUS | 0.1165 | 0.050 | THYROID GLANDS | MICRO: CYST, ULTIMOBRANCHIAL | P |
| OVARIES/OVIDUCTS | 0.0865 | 0.037 | PARATHYROIDS | MICRO: NO SIGNIFICANT CHANGES OBSERVED | |
| ADRENAL GLANDS | 0.0777 | 0.033 | | ONE MISSING NOT IN PLANE OF SECTION | |
| PITUITARY | 0.0159 | 0.007 | VAGINA | MICRO: ESTROUS CYCLE: DIESTRUS | P |
| THYROIDS/PARATHY | 0.0182 | 0.008 | LN, AXILLARY | MICRO: ERYTHROCYTOSIS, SINUS | 1 |
| FINAL BODY WT(G) | 232. | | NO SIGNIFICANT CHANGES OBSERVED | | |

| | | | | |
|---|---|---|---|---|
| GROSS: | ADRENAL GLANDS | AORTA | STERNUM | FEMUR |
| | JOINT | BRAIN | CECUM | COLON |
| | DUODENUM | ESOPHAGUS | EYES | NERVES, OPTIC |
| | HEART | ILEUM | JEJUNUM | KIDNEYS |
| | LN, MANDIBULAR | LAC. GLAND EXOR | LIVER | LN, MESENTERIC |
| | LUNGS | MAMMARY GLAND | NERVE, SCIATIC | OVIDUCTS |
| | OVARIES | PANCREAS | PITUITARY | RECTUM |
| | SPINAL CORD | SAL. GLAND MAND | STOMACH | SKELETAL MUSCLE |
| | SKIN | SPLEEN | THYROID GLANDS | THYMUS |
| | TRACHEA | URINARY BLADDER | UTERUS | VAGINA |
| | CERVIX | LN, AXILLARY | SKIN, TREATED | SKIN, UNTREATED |
| MICRO: | ADRENAL CORTEX | ADRENAL MEDULLA | AORTA | STERNUM |
| | MARROW, STERN | FEMUR | MARROW, FEMUR | JOINT |
| | BRAIN | CECUM | COLON | DUODENUM |
| | ESOPHAGUS | EYES | NERVES, OPTIC | HEART |
| | ILEUM | JEJUNUM | LN, MESENTERIC | LUNGS |
| | MAMMARY GLAND | NERVE, SCIATIC | OVIDUCTS | PANCREAS |
| | PITUITARY | RECTUM | SPINAL CORD | SAL. GLAND MAND |
| | STOMACH, GLAN | STOMACH, NON | SKELETAL MUSCLE | SKIN |

ANIMAL NO. 10497 GROUP 4: 25 MG/KG/DAY FEMALE SCHEDULED EUTH 07/30/11 DATE OF DEATH: 07/30/11 STUDY DAY: 89

| | | | GRADE |
|---|---|---|---|
| SPLEEN | PARATHYROIDS | THYMUS | TRACHEA |
| URINARY BLADDER | UTERUS | CERVIX | SKIN, TREATED |
| SKIN, UNTREATED | | | |

GROSS GRADE CODE: 1-SLIGHT, 2-MODERATE, 3-MARKED, P-PRESENT

MICRO GRADE CODE: 1-MINIMAL; 2-MILD; 3-MODERATE; 4-SEVERE; P-PRESENT
( )-FOCAL/SOLITARY, (( ))-MULTIFOCAL/MULTIPLE, NO PARENTHESES-NOT SPECIFIED

ANIMAL NO. 10498 GROUP 4: 25 MG/KG/DAY FEMALE SCHEDULED EUTH 07/30/11 DATE OF DEATH: 07/30/11 STUDY DAY: 89

| ORGAN WEIGHT | ABS.(G) | REL. |
|---|---|---|
| BRAIN | 2.05 | 0.748 |
| LIVER | 9.83 | 3.588 |
| KIDNEYS | 1.72 | 0.628 |
| SPLEEN | 0.69 | 0.252 |
| HEART | 1.02 | 0.372 |
| UTERUS | 0.37 | 0.135 |
| THYMUS | 0.1029 | 0.038 |
| OVARIES/OVIDUCTS | 0.1335 | 0.049 |
| ADRENAL GLANDS | 0.0749 | 0.027 |
| PITUITARY | 0.0232 | 0.008 |
| THYROIDS/PARATHY | 0.0235 | 0.009 |
| FINAL BODY WT(G) | 274. | |

LN, MANDIBULAR
LIVER
LN, MESENTERIC
SPLEEN
THYROID GLANDS
THYMUS
VAGINA
NO SIGNIFICANT CHANGES OBSERVED

| | | GRADE |
|---|---|---|
| MICRO: | ERYTHROCYTOSIS, SINUS | 1 |
| | PLASMACYTOSIS | 1 |
| MICRO: | INFILTRATE, MONONUCLEAR | 1 |
| MICRO: | ERYTHROCYTOSIS, SINUS | 1 |
| MICRO: | FIBROSIS, CAPSULAR WITH INFLAMMATION | 2 |
| MICRO: | CYST, ULTIMOBRANCHIAL | P |
| MICRO: | DEPLETION, LYMPHOID | 1 |
| MICRO: | ESTROUS CYCLE: PROESTRUS | P |

| | | | | |
|---|---|---|---|---|
| GROSS: | ADRENAL GLANDS | AORTA | STERNUM | FEMUR |
| | JOINT | BRAIN | CECUM | COLON |
| | DUODENUM | ESOPHAGUS | EYES | NERVES, OPTIC |
| | HEART | ILEUM | JEJUNUM | KIDNEYS |
| | LN, MANDIBULAR | LAC. GLAND EXOR | LIVER | LN, MESENTERIC |
| | LUNGS | MAMMARY GLAND | NERVE, SCIATIC | OVIDUCTS |
| | OVARIES | PANCREAS | PITUITARY | RECTUM |
| | SPINAL CORD | SAL. GLAND MAND | STOMACH | SKELETAL MUSCLE |
| | SKIN | SPLEEN | THYROID GLANDS | THYMUS |
| | TRACHEA | URINARY BLADDER | UTERUS | VAGINA |
| | CERVIX | LN, AXILLARY | SKIN, TREATED | SKIN, UNTREATED |
| MICRO: | ADRENAL CORTEX | ADRENAL MEDULLA | AORTA | STERNUM |
| | MARROW, STERN | FEMUR | MARROW, FEMUR | JOINT |
| | BRAIN | CECUM | COLON | DUODENUM |
| | ESOPHAGUS | EYES | NERVES, OPTIC | HEART |
| | ILEUM | JEJUNUM | KIDNEYS | LAC. GLAND EXOR |
| | LUNGS | MAMMARY GLAND | NERVE, SCIATIC | OVIDUCTS |
| | OVARIES | PANCREAS | PITUITARY | RECTUM |
| | SPINAL CORD | SAL. GLAND MAND | STOMACH, GLAN | STOMACH, NON |
| | SKELETAL MUSCLE | SKIN | PARATHYROIDS | TRACHEA |
| | URINARY BLADDER | UTERUS | CERVIX | LN, AXILLARY |

ANIMAL NO. 10498 GROUP 4: 25 MG/KG/DAY FEMALE SCHEDULED EUTH 07/30/11 DATE OF DEATH: 07/30/11 STUDY DAY: 89

| | GRADE |
|---|---|
| | SKIN, TREATED SKIN, UNTREATED |

GROSS GRADE CODE: 1-SLIGHT, 2-MODERATE, 3-MARKED, P-PRESENT

MICRO GRADE CODE: 1-MINIMAL; 2-MILD; 3-MODERATE; 4-SEVERE; P-PRESENT

ANIMAL NO. 10500 GROUP 4: 25 MG/KG/DAY FEMALE SCHEDULED EUTH 07/30/11 DATE OF DEATH: 07/30/11 STUDY DAY: 89

| ORGAN WEIGHT | ABS.(G) | REL. | | | | GRADE |
|---|---|---|---|---|---|---|
| BRAIN | 1.93 | 0.707 | KIDNEYS | MICRO: | NEPHROPATHY, CHRONIC PROGRESSIVE | 1 |
| LIVER | 10.19 | 3.733 | | | MINERALIZATION | 1 |
| KIDNEYS | 2.13 | 0.780 | LN, MANDIBULAR | MICRO: | ERYTHROCYTOSIS, SINUS | 1 |
| SPLEEN | 0.57 | 0.209 | LAC. GLAND EXOR | MICRO: | VACUOLATION, CYTOPLASMIC | 1 |
| HEART | 1.21 | 0.443 | LIVER | MICRO: | INFILTRATE, MONONUCLEAR | 1 |
| UTERUS | 0.71 | 0.260 | LN, MESENTERIC | MICRO: | ERYTHROCYTOSIS, SINUS | 1 |
| THYMUS | 0.2069 | 0.076 | THYROID GLANDS | MICRO: | CYST, ULTIMOBRANCHIAL | P |
| OVARIES/OVIDUCTS | 0.1334 | 0.049 | PARATHYROIDS | MICRO: | NO SIGNIFICANT CHANGES OBSERVED | |
| ADRENAL GLANDS | 0.0691 | 0.025 | | | ONE MISSING NOT IN PLANE OF SECTION | |
| PITUITARY | 0.0183 | 0.007 | THYMUS | GROSS: | AREA(S), DARK RED | P |
| THYROIDS/PARATHY | 0.0266 | 0.010 | | | MULTIPLE, PINPOINT | |
| FINAL BODY WT(G) | 273. | | ^==> | THYMUS: | HEMORRHAGE | |
| | | | THYMUS | MICRO: | HEMORRHAGE | 1 |
| | | | UTERUS | MICRO: | DILATATION, LUMEN | 1 |
| | | | VAGINA | MICRO: | ESTROUS CYCLE: ESTRUS | P |
| | | | SKIN, TREATED | GROSS: | SCABBING | P |
| | | | | | CEO SCABBING | |
| | | | ^==> | SKIN, TREATED: | ULCERATION | |
| | | | SKIN, TREATED | MICRO: | ULCERATION | (2) |
| | | | | | WITH INFLAMMATION | |
| | | | NO SIGNIFICANT CHANGES OBSERVED | GROSS: | ADRENAL GLANDS | |
| | | | | | JOINT | |
| | | | | | DUODENUM | |
| | | | | | HEART | |
| | | | | | LN, MANDIBULAR | |
| | | | | | LUNGS | |
| | | | | | OVARIES | |
| | | | | | SPINAL CORD | |
| | | | | | SKIN | |
| | | | | | AORTA | |
| | | | | | BRAIN | |
| | | | | | ESOPHAGUS | |
| | | | | | ILEUM | |
| | | | | | LAC. GLAND EXOR | |
| | | | | | MAMMARY GLAND | |
| | | | | | PANCREAS | |
| | | | | | SAL. GLAND MAND | |
| | | | | | SPLEEN | |
| | | | | | STERNUM | |
| | | | | | CECUM | |
| | | | | | EYES | |
| | | | | | JEJUNUM | |
| | | | | | LIVER | |
| | | | | | NERVE, SCIATIC | |
| | | | | | PITUITARY | |
| | | | | | STOMACH | |
| | | | | | THYROID GLANDS | |
| | | | | | FEMUR | |
| | | | | | COLON | |
| | | | | | NERVES, OPTIC | |
| | | | | | KIDNEYS | |
| | | | | | LN, MESENTERIC | |
| | | | | | OVIDUCTS | |
| | | | | | RECTUM | |
| | | | | | SKELETAL MUSCLE | |
| | | | | | TRACHEA | |

ANIMAL NO. 10500 GROUP 4: 25 MG/KG/DAY FEMALE SCHEDULED EUTH 07/30/11 DATE OF DEATH: 07/30/11 STUDY DAY: 89

GRADE

| | | | | |
|---|---|---|---|---|
| | URINARY BLADDER | UTERUS | VAGINA | CERVIX |
| | LN, AXILLARY | SKIN, UNTREATED | | |
| MICRO: | ADRENAL CORTEX | ADRENAL MEDULLA | AORTA | STERNUM |
| | MARROW, STERN | FEMUR | MARROW, FEMUR | JOINT |
| | BRAIN | CECUM | COLON | DUODENUM |
| | ESOPHAGUS | EYES | NERVES, OPTIC | HEART |
| | ILEUM | JEJUNUM | LUNGS | MAMMARY GLAND |
| | NERVE, SCIATIC | OVIDUCTS | OVARIES | PANCREAS |
| | PITUITARY | RECTUM | SPINAL CORD | SAL. GLAND MAND |
| | STOMACH, GLAN | STOMACH, NON | SKELETAL MUSCLE | SKIN |
| | SPLEEN | PARATHYROIDS | TRACHEA | URINARY BLADDER |
| | CERVIX | LN, AXILLARY | SKIN, UNTREATED | |

GROSS GRADE CODE: 1-SLIGHT, 2-MODERATE, 3-MARKED, P-PRESENT

MICRO GRADE CODE: 1-MINIMAL; 2-MILD; 3-MODERATE; 4-SEVERE; P-PRESENT
( )-FOCAL/SOLITARY, (( ))-MULTIFOCAL/MULTIPLE, NO PARENTHESES-NOT SPECIFIED
^==> INDICATES MICRO CONFIRMATION OF ABOVE GROSS FINDING

ANIMAL NO. 10504 GROUP 4: 25 MG/KG/DAY FEMALE SCHEDULED EUTH 07/31/11 DATE OF DEATH: 07/31/11 STUDY DAY: 90

| ORGAN WEIGHT | ABS.(G) | REL. |
|---|---|---|
| BRAIN | 1.83 | 0.799 |
| LIVER | 8.77 | 3.830 |
| KIDNEYS | 1.96 | 0.856 |
| SPLEEN | 0.53 | 0.231 |
| HEART | 1.08 | 0.472 |
| UTERUS | 0.58 | 0.253 |
| THYMUS | 0.1007 | 0.044 |
| OVARIES/OVIDUCTS | 0.1338 | 0.058 |
| ADRENAL GLANDS | 0.0641 | 0.028 |
| PITUITARY | 0.0211 | 0.009 |
| THYROIDS/PARATHY | 0.0176 | 0.008 |
| FINAL BODY WT(G) | 229. | |

| | | GRADE |
|---|---|---|
| MARROW, STERN | MICRO: DEPLETION | 1 |
| KIDNEYS | MICRO: BASOPHILIC TUBULES | 1 |
| | MINERALIZATION | 1 |
| LN, MANDIBULAR | MICRO: ERYTHROCYTOSIS, SINUS | 1 |
| LIVER | MICRO: INFILTRATE, MONONUCLEAR | 1 |
| | NECROSIS, HEPATOCELLULAR | (2) |
| LN, MESENTERIC | MICRO: ERYTHROCYTOSIS, SINUS | 1 |
| THYROID GLANDS | MICRO: CYST, ULTIMOBRANCHIAL | P |
| PARATHYROIDS | MICRO: NO SIGNIFICANT CHANGES OBSERVED | |
| | ONE MISSING NOT IN PLANE OF SECTION | |
| VAGINA | MICRO: ESTROUS CYCLE: DIESTRUS | P |
| LN, AXILLARY | MICRO: ERYTHROCYTOSIS, SINUS | 1 |
| NO SIGNIFICANT CHANGES OBSERVED | | |

| | | | | |
|---|---|---|---|---|
| GROSS: | ADRENAL GLANDS | AORTA | STERNUM | FEMUR |
| | JOINT | BRAIN | CECUM | COLON |
| | DUODENUM | ESOPHAGUS | EYES | NERVES, OPTIC |
| | HEART | ILEUM | JEJUNUM | KIDNEYS |
| | LN, MANDIBULAR | LAC. GLAND EXOR | LIVER | LN, MESENTERIC |
| | LUNGS | MAMMARY GLAND | NERVE, SCIATIC | OVIDUCTS |
| | OVARIES | PANCREAS | PITUITARY | RECTUM |
| | SPINAL CORD | SAL. GLAND MAND | STOMACH | SKELETAL MUSCLE |
| | SKIN | SPLEEN | THYROID GLANDS | THYMUS |
| | TRACHEA | URINARY BLADDER | UTERUS | VAGINA |
| | CERVIX | LN, AXILLARY | SKIN, TREATED | SKIN, UNTREATED |
| MICRO: | ADRENAL CORTEX | ADRENAL MEDULLA | AORTA | STERNUM |
| | FEMUR | MARROW, FEMUR | JOINT | BRAIN |
| | CECUM | COLON | DUODENUM | ESOPHAGUS |
| | EYES | NERVES, OPTIC | HEART | ILEUM |
| | JEJUNUM | LAC. GLAND EXOR | LUNGS | MAMMARY GLAND |
| | NERVE, SCIATIC | OVIDUCTS | OVARIES | PANCREAS |
| | PITUITARY | RECTUM | SPINAL CORD | SAL. GLAND MAND |

ANIMAL NO. 10504 GROUP 4: 25 MG/KG/DAY FEMALE SCHEDULED EUTH 07/31/11 DATE OF DEATH: 07/31/11 STUDY DAY: 90

GRADE

| | | | |
|---|---|---|---|
| STOMACH, GLAN | STOMACH, NON | SKELETAL MUSCLE | SKIN |
| SPLEEN | PARATHYROIDS | THYMUS | TRACHEA |
| URINARY BLADDER | UTERUS | CERVIX | SKIN, TREATED |
| SKIN, UNTREATED | | | |

GROSS GRADE CODE: 1-SLIGHT, 2-MODERATE, 3-MARKED, P-PRESENT

MICRO GRADE CODE: 1-MINIMAL; 2-MILD; 3-MODERATE; 4-SEVERE; P-PRESENT
( )-FOCAL/SOLITARY, (( ))-MULTIFOCAL/MULTIPLE, NO PARENTHESES-NOT SPECIFIED

ANIMAL NO. 10506 GROUP 4: 25 MG/KG/DAY FEMALE SCHEDULED EUTH 07/31/11 DATE OF DEATH: 07/31/11 STUDY DAY: 90

| ORGAN WEIGHT | ABS.(G) | REL. | | | | GRADE |
|---|---|---|---|---|---|---|
| BRAIN | 1.85 | 0.784 | KIDNEYS | MICRO: | BASOPHILIC TUBULES | 1 |
| LIVER | 8.31 | 3.521 | | | MINERALIZATION | 1 |
| KIDNEYS | 1.70 | 0.720 | LN, MANDIBULAR | GROSS: | DISCOLORATION, DARK RED | P |
| SPLEEN | 0.59 | 0.250 | | | BILATERAL | |
| HEART | 1.04 | 0.441 | ^==> LN, MANDIBULAR: | | ERYTHROCYTOSIS, SINUS | |
| UTERUS | 1.77 | 0.750 | LN, MANDIBULAR | MICRO: | ERYTHROCYTOSIS, SINUS | 1 |
| THYMUS | 0.1891 | 0.080 | | | ONE MISSING NOT IN PLANE OF SECTION | |
| OVARIES/OVIDUCTS | 0.0999 | 0.042 | LIVER | MICRO: | INFILTRATE, MONONUCLEAR | 1 |
| ADRENAL GLANDS | 0.0537 | 0.023 | LN, MESENTERIC | MICRO: | ERYTHROCYTOSIS, SINUS | 1 |
| PITUITARY | 0.0152 | 0.006 | PARATHYROIDS | MICRO: | NO SIGNIFICANT CHANGES OBSERVED | |
| THYROIDS/PARATHY | 0.0179 | 0.008 | | | ONE MISSING NOT IN PLANE OF SECTION | |
| FINAL BODY WT(G) | 236. | | THYMUS | GROSS: | AREA(S), DARK RED | P |
| | | | | | MULTIPLE, IRREGULARLY SHAPED | |
| | | | ^==> THYMUS: | | HEMORRHAGE | |
| | | | THYMUS | MICRO: | HEMORRHAGE | 1 |
| | | | UTERUS | GROSS: | CONTENTS, CLEAR FLUID | P |
| | | | | | BOTH HORNS | |
| | | | ^==> UTERUS: | | DILATATION, LUMEN | |
| | | | UTERUS | MICRO: | DILATATION, LUMEN | 3 |
| | | | VAGINA | MICRO: | ESTROUS CYCLE: ESTRUS | P |

NO SIGNIFICANT CHANGES OBSERVED GROSS:

| | | | |
|---|---|---|---|
| ADRENAL GLANDS | AORTA | STERNUM | FEMUR |
| JOINT | BRAIN | CECUM | COLON |
| DUODENUM | ESOPHAGUS | EYES | NERVES, OPTIC |
| HEART | ILEUM | JEJUNUM | KIDNEYS |
| LAC. GLAND EXOR | LIVER | LN, MESENTERIC | LUNGS |
| MAMMARY GLAND | NERVE, SCIATIC | OVIDUCTS | OVARIES |
| PANCREAS | PITUITARY | RECTUM | SPINAL CORD |
| SAL. GLAND MAND | STOMACH | SKELETAL MUSCLE | SKIN |
| SPLEEN | THYROID GLANDS | TRACHEA | URINARY BLADDER |

ANIMAL NO. 10506 GROUP 4: 25 MG/KG/DAY FEMALE SCHEDULED EUTH 07/31/11 DATE OF DEATH: 07/31/11 STUDY DAY: 90

| | | | | GRADE |
|---|---|---|---|---|
| | VAGINA | CERVIX | LN, AXILLARY | SKIN, TREATED |
| | SKIN, UNTREATED | | | |
| MICRO: | ADRENAL CORTEX | ADRENAL MEDULLA | AORTA | STERNUM |
| | MARROW, STERN | FEMUR | MARROW, FEMUR | JOINT |
| | BRAIN | CECUM | COLON | DUODENUM |
| | ESOPHAGUS | EYES | NERVES, OPTIC | HEART |
| | ILEUM | JEJUNUM | LAC. GLAND EXOR | LUNGS |
| | MAMMARY GLAND | NERVE, SCIATIC | OVIDUCTS | OVARIES |
| | PANCREAS | PITUITARY | RECTUM | SPINAL CORD |
| | SAL. GLAND MAND | STOMACH, GLAN | STOMACH, NON | SKELETAL MUSCLE |
| | SKIN | SPLEEN | THYROID GLANDS | PARATHYROIDS |
| | TRACHEA | URINARY BLADDER | CERVIX | LN, AXILLARY |
| | SKIN, TREATED | SKIN, UNTREATED | | |

GROSS GRADE CODE: 1-SLIGHT, 2-MODERATE, 3-MARKED, P-PRESENT

MICRO GRADE CODE: 1-MINIMAL; 2-MILD; 3-MODERATE; 4-SEVERE; P-PRESENT
^==> INDICATES MICRO CONFIRMATION OF ABOVE GROSS FINDING

ANIMAL NO. 10509 GROUP 4: 25 MG/KG/DAY FEMALE SCHEDULED EUTH 07/31/11 DATE OF DEATH: 07/31/11 STUDY DAY: 90

| ORGAN WEIGHT | ABS.(G) | REL. |
|---|---|---|
| BRAIN | 1.87 | 0.757 |
| LIVER | 8.89 | 3.599 |
| KIDNEYS | 1.71 | 0.692 |
| SPLEEN | 0.63 | 0.255 |
| HEART | 0.95 | 0.385 |
| UTERUS | 0.52 | 0.211 |
| THYMUS | 0.1079 | 0.044 |
| OVARIES/OVIDUCTS | 0.1136 | 0.046 |
| ADRENAL GLANDS | 0.0553 | 0.022 |
| PITUITARY | 0.0150 | 0.006 |
| THYROIDS/PARATHY | 0.0199 | 0.008 |
| FINAL BODY WT(G) | 247. | |

| | | GRADE |
|---|---|---|
| ADRENAL MEDULLA | MICRO: NO SIGNIFICANT CHANGES OBSERVED | |
| | ONE MISSING, NOT IN PLANE OF SECTION | |
| KIDNEYS | MICRO: MINERALIZATION | 1 |
| LIVER | MICRO: INFLAMMATION, ACUTE | (1) |
| | VACUOLATION, HEPATOCELLULAR | 1 |
| | INFILTRATE, MONONUCLEAR | 1 |
| OVARIES | MICRO: ATRETIC FOLLICLES, INCREASED | 1 |
| | DECREASED CORPORA LUTEA | 1 |
| THYROID GLANDS | MICRO: CYST, ULTIMOBRANCHIAL | P |
| THYMUS | MICRO: DEPLETION, LYMPHOID | 1 |
| UTERUS | MICRO: ATROPHY | 1 |
| VAGINA | MICRO: ESTROUS CYCLE: PROESTRUS | P |
| NO SIGNIFICANT CHANGES OBSERVED | | |

| | | | | |
|---|---|---|---|---|
| GROSS: | ADRENAL GLANDS | AORTA | STERNUM | FEMUR |
| | JOINT | BRAIN | CECUM | COLON |
| | DUODENUM | ESOPHAGUS | EYES | NERVES, OPTIC |
| | HEART | ILEUM | JEJUNUM | KIDNEYS |
| | LN, MANDIBULAR | LAC. GLAND EXOR | LIVER | LN, MESENTERIC |
| | LUNGS | MAMMARY GLAND | NERVE, SCIATIC | OVIDUCTS |
| | OVARIES | PANCREAS | PITUITARY | RECTUM |
| | SPINAL CORD | SAL. GLAND MAND | STOMACH | SKELETAL MUSCLE |
| | SKIN | SPLEEN | THYROID GLANDS | THYMUS |
| | TRACHEA | URINARY BLADDER | UTERUS | VAGINA |
| | CERVIX | LN, AXILLARY | SKIN, TREATED | SKIN, UNTREATED |
| MICRO: | ADRENAL CORTEX | ADRENAL MEDULLA | AORTA | STERNUM |
| | MARROW, STERN | FEMUR | MARROW, FEMUR | JOINT |
| | BRAIN | CECUM | COLON | DUODENUM |
| | ESOPHAGUS | EYES | NERVES, OPTIC | HEART |
| | ILEUM | JEJUNUM | LN, MANDIBULAR | LAC. GLAND EXOR |
| | LN, MESENTERIC | LUNGS | MAMMARY GLAND | NERVE, SCIATIC |
| | OVIDUCTS | PANCREAS | PITUITARY | RECTUM |

ANIMAL NO. 10509 GROUP 4: 25 MG/KG/DAY FEMALE SCHEDULED EUTH 07/31/11 DATE OF DEATH: 07/31/11 STUDY DAY: 90

| | | | GRADE |
|---|---|---|---|
| SPINAL CORD | SAL. GLAND MAND | STOMACH, GLAN | STOMACH, NON |
| SKELETAL MUSCLE | SKIN | SPLEEN | TRACHEA |
| URINARY BLADDER | CERVIX | LN, AXILLARY | SKIN, TREATED |
| SKIN, UNTREATED | | | |

NOT PRESENT FOR EXAMINATION

MICRO:PARATHYROIDS

GROSS GRADE CODE: 1-SLIGHT, 2-MODERATE, 3-MARKED, P-PRESENT

MICRO GRADE CODE: 1-MINIMAL; 2-MILD; 3-MODERATE; 4-SEVERE; P-PRESENT
( )-FOCAL/SOLITARY, (( ))-MULTIFOCAL/MULTIPLE, NO PARENTHESES-NOT SPECIFIED

ANIMAL NO. 10515 GROUP 4: 25 MG/KG/DAY FEMALE SCHEDULED EUTH 07/31/11 DATE OF DEATH: 07/31/11 STUDY DAY: 90

| ORGAN WEIGHT | ABS.(G) | REL. | | | GRADE |
|---|---|---|---|---|---|
| BRAIN | 1.82 | 0.711 | KIDNEYS | MICRO: BASOPHILIC TUBULES | 1 |
| LIVER | 10.92 | 4.266 | LN, MANDIBULAR | MICRO: ERYTHROCYTOSIS, SINUS | 1 |
| KIDNEYS | 1.68 | 0.656 | OVARIES | MICRO: DECREASED CORPORA LUTEA | 1 |
| SPLEEN | 0.81 | 0.316 | SPLEEN | GROSS: CYST(S) | P |
| HEART | 1.02 | 0.398 | | FEW, 1 TO 3 MM IN DIAMETER | |
| UTERUS | 0.49 | 0.191 | ^==> | GROSS UNCONFIRMED | |
| THYMUS | 0.1079 | 0.042 | SPLEEN | GROSS: AREA(S), WHITE | P |
| OVARIES/OVIDUCTS | 0.1169 | 0.046 | | MULTIPLE, IRREGULARLY SHAPED | |
| ADRENAL GLANDS | 0.0796 | 0.031 | ^==> | GROSS UNCONFIRMED | |
| PITUITARY | 0.0240 | 0.009 | THYMUS | MICRO: HEMORRHAGE | 1 |
| THYROIDS/PARATHY | 0.0182 | 0.007 | VAGINA | MICRO: ESTROUS CYCLE: DIESTRUS | P |
| FINAL BODY WT(G) | 256. | | LN, AXILLARY | MICRO: NO SIGNIFICANT CHANGES OBSERVED | |
| | | | | ONE MISSING NOT IN PLANE OF SECTION | |

NO SIGNIFICANT CHANGES OBSERVED

| | | | | |
|---|---|---|---|---|
| GROSS: | ADRENAL GLANDS | AORTA | STERNUM | FEMUR |
| | JOINT | BRAIN | CECUM | COLON |
| | DUODENUM | ESOPHAGUS | EYES | NERVES, OPTIC |
| | HEART | ILEUM | JEJUNUM | KIDNEYS |
| | LN, MANDIBULAR | LAC. GLAND EXOR | LIVER | LN, MESENTERIC |
| | LUNGS | MAMMARY GLAND | NERVE, SCIATIC | OVIDUCTS |
| | OVARIES | PANCREAS | PITUITARY | RECTUM |
| | SPINAL CORD | SAL. GLAND MAND | STOMACH | SKELETAL MUSCLE |
| | SKIN | THYROID GLANDS | THYMUS | TRACHEA |
| | URINARY BLADDER | UTERUS | VAGINA | CERVIX |
| | LN, AXILLARY | SKIN, TREATED | SKIN, UNTREATED | |
| MICRO: | ADRENAL CORTEX | ADRENAL MEDULLA | AORTA | STERNUM |
| | MARROW, STERN | FEMUR | MARROW, FEMUR | JOINT |
| | BRAIN | CECUM | COLON | DUODENUM |
| | ESOPHAGUS | EYES | NERVES, OPTIC | HEART |
| | ILEUM | JEJUNUM | LAC. GLAND EXOR | LIVER |
| | LN, MESENTERIC | LUNGS | MAMMARY GLAND | NERVE, SCIATIC |

ANIMAL NO. 10515 GROUP 4: 25 MG/KG/DAY FEMALE SCHEDULED EUTH 07/31/11 DATE OF DEATH: 07/31/11 STUDY DAY: 90

| | | | GRADE |
|---|---|---|---|
| OVIDUCTS | PANCREAS | PITUITARY | RECTUM |
| SPINAL CORD | SAL. GLAND MAND | STOMACH, GLAN | STOMACH, NON |
| SKELETAL MUSCLE | SKIN | SPLEEN | THYROID GLANDS |
| TRACHEA | URINARY BLADDER | UTERUS | CERVIX |
| LN, AXILLARY | SKIN, TREATED | SKIN, UNTREATED | |

NOT PRESENT FOR EXAMINATION

MICRO:PARATHYROIDS

GROSS GRADE CODE: 1-SLIGHT, 2-MODERATE, 3-MARKED, P-PRESENT

MICRO GRADE CODE: 1-MINIMAL; 2-MILD; 3-MODERATE; 4-SEVERE; P-PRESENT
^==> INDICATES MICRO CONFIRMATION OF ABOVE GROSS FINDING

ANIMAL NO. 10484 GROUP 5: 50 MG/KG/DAY FEMALE SCHEDULED EUTH 07/30/11 DATE OF DEATH: 07/30/11 STUDY DAY: 89

| ORGAN WEIGHT | ABS.(G) | REL. | | | GRADE |
|---|---|---|---|---|---|
| BRAIN | 1.88 | 0.712 | KIDNEYS | MICRO: INFILTRATE, MONONUCLEAR | 1 |
| LIVER | 9.33 | 3.534 | | MINERALIZATION | 1 |
| KIDNEYS | 1.56 | 0.591 | LN, MANDIBULAR | MICRO: ERYTHROCYTOSIS, SINUS | 1 |
| SPLEEN | 0.75 | 0.284 | LIVER | MICRO: INFILTRATE, MONONUCLEAR | 1 |
| HEART | 0.89 | 0.337 | LN, MESENTERIC | MICRO: ERYTHROCYTOSIS, SINUS | 1 |
| UTERUS | 0.45 | 0.172 | SPLEEN | MICRO: FIBROSIS, CAPSULAR | (1) |
| THYMUS | 0.0947 | 0.036 | THYROID GLANDS | GROSS: ENLARGED | P |
| OVARIES/OVIDUCTS | 0.1595 | 0.060 | | BILATERAL | |
| ADRENAL GLANDS | 0.0593 | 0.022 | ^==> THYROID GLANDS | MICRO: INFLAMMATION, LYMPHOCYTIC | |
| PITUITARY | 0.0156 | 0.006 | THYROID GLANDS | MICRO: INFLAMMATION, LYMPHOCYTIC | 3 |
| THYROIDS/PARATHY | 0.0564 | 0.021 | PARATHYROIDS | MICRO: NO SIGNIFICANT CHANGES OBSERVED | |
| FINAL BODY WT(G) | 264. | | | ONE MISSING NOT IN PLANE OF SECTION | |
| | | | UTERUS | MICRO: ATROPHY | 1 |
| | | | VAGINA | MICRO: ESTROUS CYCLE: DIESTRUS | P |
| | | | EARS | GROSS: SWOLLEN | P |
| | | | | BILATERAL; CEO SWOLLEN | |
| | | | ^==> EARS | MICRO: INFLAMMATION, CHRONIC, CARTILAGE | |
| | | | EARS | MICRO: INFLAMMATION, CHRONIC, CARTILAGE | 3 |
| | | | NO SIGNIFICANT CHANGES OBSERVED | GROSS: ADRENAL GLANDS, AORTA, STERNUM, FEMUR, JOINT, BRAIN, CECUM, COLON, DUODENUM, ESOPHAGUS, EYES, NERVES, OPTIC, HEART, ILEUM, JEJUNUM, KIDNEYS, LN, MANDIBULAR, LAC. GLAND EXOR, LIVER, LN, MESENTERIC, LUNGS, MAMMARY GLAND, NERVE, SCIATIC, OVIDUCTS, OVARIES, PANCREAS, PITUITARY, RECTUM, SPINAL CORD, SAL. GLAND MAND, STOMACH, SKELETAL MUSCLE, SKIN, SPLEEN, THYMUS, TRACHEA, URINARY BLADDER, UTERUS, VAGINA, CERVIX, LN, AXILLARY, SKIN, TREATED, SKIN, UNTREATED | |
| | | | | MICRO: ADRENAL CORTEX, AORTA, STERNUM, MARROW, STERN | |

ANIMAL NO. 10484 GROUP 5: 50 MG/KG/DAY FEMALE SCHEDULED EUTH 07/30/11 DATE OF DEATH: 07/30/11 STUDY DAY: 89

| | | | GRADE |
|---|---|---|---|
| FEMUR | MARROW, FEMUR | JOINT | BRAIN |
| CECUM | COLON | DUODENUM | ESOPHAGUS |
| EYES | NERVES, OPTIC | HEART | ILEUM |
| JEJUNUM | LAC. GLAND EXOR | LUNGS | MAMMARY GLAND |
| NERVE, SCIATIC | OVIDUCTS | OVARIES | PANCREAS |
| PITUITARY | RECTUM | SPINAL CORD | SAL. GLAND MAND |
| STOMACH, GLAN | STOMACH, NON | SKELETAL MUSCLE | SKIN |
| PARATHYROIDS | THYMUS | TRACHEA | URINARY BLADDER |
| CERVIX | LN, AXILLARY | SKIN, TREATED | SKIN, UNTREATED |

NOT PRESENT FOR EXAMINATION

MICRO:ADRENAL MEDULLA

GROSS GRADE CODE: 1-SLIGHT, 2-MODERATE, 3-MARKED, P-PRESENT

MICRO GRADE CODE: 1-MINIMAL; 2-MILD; 3-MODERATE; 4-SEVERE; P-PRESENT
( )-FOCAL/SOLITARY, (( ))-MULTIFOCAL/MULTIPLE, NO PARENTHESES-NOT SPECIFIED
^==> INDICATES MICRO CONFIRMATION OF ABOVE GROSS FINDING

ANIMAL NO. 10503 GROUP 5: 50 MG/KG/DAY FEMALE SCHEDULED EUTH 07/30/11 DATE OF DEATH: 07/30/11 STUDY DAY: 89

| ORGAN WEIGHT | ABS.(G) | REL. | | | | GRADE |
|---|---|---|---|---|---|---|
| BRAIN | 1.70 | 0.720 | KIDNEYS | MICRO: | NEPHROPATHY, CHRONIC PROGRESSIVE | 1 |
| LIVER | 10.08 | 4.271 | | | MINERALIZATION | 1 |
| KIDNEYS | 1.61 | 0.682 | LN, MANDIBULAR | MICRO: | ERYTHROCYTOSIS, SINUS | 1 |
| SPLEEN | 0.56 | 0.237 | LIVER | MICRO: | INFILTRATE, MONONUCLEAR | 1 |
| HEART | 0.94 | 0.398 | LN, MESENTERIC | MICRO: | ERYTHROCYTOSIS, SINUS | 1 |
| UTERUS | 0.55 | 0.233 | | | DEPLETION, LYMPHOID | 1 |
| THYMUS | 0.1946 | 0.082 | OVARIES | GROSS: | CYST(S) | P |
| OVARIES/OVIDUCTS | 0.0902 | 0.038 | | | ONE, 3 MM IN DIAMETER, RIGHT | |
| ADRENAL GLANDS | 0.0692 | 0.029 | ^==> | OVARIES: | CYST, LUTEAL | |
| PITUITARY | 0.0210 | 0.009 | OVARIES | MICRO: | CYST, LUTEAL | P |
| THYROIDS/PARATHY | 0.0237 | 0.010 | | | UNILATERAL | |
| FINAL BODY WT(G) | 236. | | | | DECREASED CORPORA LUTEA | 2 |
| | | | SKIN | MICRO: | INFILTRATE, MONONUCLEAR | (1) |
| | | | THYROID GLANDS | MICRO: | CYST, ULTIMOBRANCHIAL | P |
| | | | PARATHYROIDS | MICRO: | NO SIGNIFICANT CHANGES OBSERVED | |
| | | | | | ONE MISSING NOT IN PLANE OF SECTION | |
| | | | THYMUS | GROSS: | AREA(S), DARK RED | P |
| | | | | | FEW, PINPOINT | |
| | | | ^==> | THYMUS: | DEPLETION, LYMPHOID | |
| | | | THYMUS | MICRO: | DEPLETION, LYMPHOID | 1 |
| | | | VAGINA | MICRO: | ESTROUS CYCLE: DIESTRUS | P |
| | | | NO SIGNIFICANT CHANGES OBSERVED | GROSS: | ADRENAL GLANDS, AORTA, STERNUM, FEMUR, JOINT, BRAIN, CECUM, COLON, DUODENUM, ESOPHAGUS, EYES, NERVES, OPTIC, HEART, ILEUM, JEJUNUM, KIDNEYS, LN, MANDIBULAR, LAC. GLAND EXOR, LIVER, LN, MESENTERIC, LUNGS, MAMMARY GLAND, NERVE, SCIATIC, OVIDUCTS, PANCREAS, PITUITARY, RECTUM, SPINAL CORD, SAL. GLAND MAND, STOMACH, SKELETAL MUSCLE, SKIN | |

ANIMAL NO. 10503 GROUP 5: 50 MG/KG/DAY FEMALE SCHEDULED EUTH 07/30/11 DATE OF DEATH: 07/30/11 STUDY DAY: 89

GRADE

| | | | | |
|---|---|---|---|---|
| | SPLEEN | THYROID GLANDS | TRACHEA | URINARY BLADDER |
| | UTERUS | VAGINA | CERVIX | LN, AXILLARY |
| | SKIN, TREATED | SKIN, UNTREATED | | |
| MICRO: | ADRENAL CORTEX | ADRENAL MEDULLA | AORTA | STERNUM |
| | MARROW, STERN | FEMUR | MARROW, FEMUR | JOINT |
| | BRAIN | CECUM | COLON | DUODENUM |
| | ESOPHAGUS | EYES | NERVES, OPTIC | HEART |
| | ILEUM | JEJUNUM | LAC. GLAND EXOR | LUNGS |
| | MAMMARY GLAND | NERVE, SCIATIC | OVIDUCTS | PANCREAS |
| | PITUITARY | RECTUM | SPINAL CORD | SAL. GLAND MAND |
| | STOMACH, GLAN | STOMACH, NON | SKELETAL MUSCLE | SPLEEN |
| | PARATHYROIDS | TRACHEA | URINARY BLADDER | UTERUS |
| | CERVIX | LN, AXILLARY | SKIN, TREATED | SKIN, UNTREATED |

GROSS GRADE CODE: 1-SLIGHT, 2-MODERATE, 3-MARKED, P-PRESENT

MICRO GRADE CODE: 1-MINIMAL; 2-MILD; 3-MODERATE; 4-SEVERE; P-PRESENT
( )-FOCAL/SOLITARY, (( ))-MULTIFOCAL/MULTIPLE, NO PARENTHESES-NOT SPECIFIED
^==> INDICATES MICRO CONFIRMATION OF ABOVE GROSS FINDING

ANIMAL NO. 10516 GROUP 5: 50 MG/KG/DAY FEMALE SCHEDULED EUTH 07/30/11 DATE OF DEATH: 07/30/11 STUDY DAY: 89

| ORGAN WEIGHT | ABS.(G) | REL. | | | GRADE |
|---|---|---|---|---|---|
| BRAIN | 1.89 | 0.700 | LN, MANDIBULAR | MICRO: ERYTHROCYTOSIS, SINUS | 1 |
| LIVER | 11.08 | 4.104 | LIVER | MICRO: INFILTRATE, MONONUCLEAR | 1 |
| KIDNEYS | 1.85 | 0.685 | OVARIES | MICRO: DECREASED CORPORA LUTEA | 1 |
| SPLEEN | 0.72 | 0.267 | | ATRETIC FOLLICLES, INCREASED | 1 |
| HEART | 1.18 | 0.437 | THYMUS | GROSS: SMALL | P |
| UTERUS | 1.54 | 0.570 | ^==> | GROSS UNCONFIRMED | |
| THYMUS | 0.0478 | 0.018 | THYMUS | GROSS: AREA(S), DARK RED | P |
| OVARIES/OVIDUCTS | 0.1371 | 0.051 | | FEW, IRREGULARLY SHAPED | |
| ADRENAL GLANDS | 0.0653 | 0.024 | ^==> | THYMUS: HEMORRHAGE | |
| PITUITARY | 0.0158 | 0.006 | THYMUS | MICRO: HEMORRHAGE | 1 |
| THYROIDS/PARATHY | 0.0231 | 0.009 | UTERUS | GROSS: CONTENTS, CLEAR FLUID | P |
| FINAL BODY WT(G) | 270. | | | BOTH HORNS | |
| | | | ^==> | UTERUS: DILATATION, LUMEN | |
| | | | UTERUS | MICRO: DILATATION, LUMEN | 1 |
| | | | VAGINA | MICRO: ESTROUS CYCLE: ESTRUS | P |
| | | | LN, AXILLARY | MICRO: ERYTHROCYTOSIS, SINUS | 1 |
| | | | BONE | GROSS: FRACTURED | P |
| | | | | TIBIA, RIGHT AND FIBULA, RIGHT | |
| | | | ^==> | GROSS UNCONFIRMED | |
| | | | BONE | MICRO: HEMORRHAGE, ACUTE | 2 |
| | | | NO SIGNIFICANT CHANGES OBSERVED | GROSS: | |

| | | | |
|---|---|---|---|
| ADRENAL GLANDS | AORTA | STERNUM | FEMUR |
| JOINT | BRAIN | CECUM | COLON |
| DUODENUM | ESOPHAGUS | EYES | NERVES, OPTIC |
| HEART | ILEUM | JEJUNUM | KIDNEYS |
| LN, MANDIBULAR | LAC. GLAND EXOR | LIVER | LN, MESENTERIC |
| LUNGS | MAMMARY GLAND | NERVE, SCIATIC | OVIDUCTS |
| OVARIES | PANCREAS | PITUITARY | RECTUM |
| SPINAL CORD | SAL. GLAND MAND | STOMACH | SKELETAL MUSCLE |
| SKIN | SPLEEN | THYROID GLANDS | TRACHEA |
| URINARY BLADDER | VAGINA | CERVIX | LN, AXILLARY |
| SKIN, TREATED | SKIN, UNTREATED | | |

ANIMAL NO. 10516 GROUP 5: 50 MG/KG/DAY FEMALE SCHEDULED EUTH 07/30/11 DATE OF DEATH: 07/30/11 STUDY DAY: 89

GRADE

MICRO:

| | | | |
|---|---|---|---|
| ADRENAL CORTEX | ADRENAL MEDULLA | AORTA | STERNUM |
| MARROW, STERN | FEMUR | MARROW, FEMUR | JOINT |
| BRAIN | CECUM | COLON | DUODENUM |
| ESOPHAGUS | EYES | NERVES, OPTIC | HEART |
| ILEUM | JEJUNUM | KIDNEYS | LAC. GLAND EXOR |
| LN, MESENTERIC | LUNGS | MAMMARY GLAND | NERVE, SCIATIC |
| OVIDUCTS | PANCREAS | PITUITARY | RECTUM |
| SPINAL CORD | SAL. GLAND MAND | STOMACH, GLAN | STOMACH, NON |
| SKELETAL MUSCLE | SKIN | SPLEEN | THYROID GLANDS |
| TRACHEA | URINARY BLADDER | CERVIX | SKIN, TREATED |
| SKIN, UNTREATED | | | |

NOT PRESENT FOR EXAMINATION

MICRO:PARATHYROIDS

GROSS GRADE CODE: 1-SLIGHT, 2-MODERATE, 3-MARKED, P-PRESENT

MICRO GRADE CODE: 1-MINIMAL; 2-MILD; 3-MODERATE; 4-SEVERE; P-PRESENT
^==> INDICATES MICRO CONFIRMATION OF ABOVE GROSS FINDING

ANIMAL NO. 10517 GROUP 5: 50 MG/KG/DAY FEMALE SCHEDULED EUTH 07/30/11 DATE OF DEATH: 07/30/11 STUDY DAY: 89

| ORGAN WEIGHT | ABS.(G) | REL. | | | | GRADE |
|---|---|---|---|---|---|---|
| BRAIN | 1.93 | 0.734 | KIDNEYS | MICRO: | INFILTRATE, MONONUCLEAR | 1 |
| LIVER | 10.89 | 4.141 | LN, MANDIBULAR | GROSS: | DISCOLORATION, DARK RED | P |
| KIDNEYS | 1.84 | 0.700 | | | BILATERAL | |
| SPLEEN | 0.82 | 0.312 | ^==> LN, MANDIBULAR | | ERYTHROCYTOSIS, SINUS | |
| HEART | 1.26 | 0.479 | LN, MANDIBULAR | MICRO: | ERYTHROCYTOSIS, SINUS | 2 |
| UTERUS | 1.21 | 0.460 | LIVER | MICRO: | VACUOLATION, HEPATOCELLULAR | 1 |
| THYMUS | 0.0941 | 0.036 | LN, MESENTERIC | MICRO: | ERYTHROCYTOSIS, SINUS | 1 |
| OVARIES/OVIDUCTS | 0.0866 | 0.033 | OVARIES | MICRO: | DECREASED CORPORA LUTEA | 1 |
| ADRENAL GLANDS | 0.0650 | 0.025 | | | ATRETIC FOLLICLES, INCREASED | 1 |
| PITUITARY | 0.0174 | 0.007 | THYMUS | GROSS: | SMALL | P |
| THYROIDS/PARATHY | 0.0219 | 0.008 | ^==> | THYMUS: | DEPLETION, LYMPHOID | |
| FINAL BODY WT(G) | 263. | | THYMUS | GROSS: | DISCOLORATION, DARK RED | P |
| | | | ^==> | THYMUS: | HEMORRHAGE | |
| | | | THYMUS | MICRO: | HEMORRHAGE | 1 |
| | | | | | DEPLETION, LYMPHOID | 2 |
| | | | UTERUS | GROSS: | CONTENTS, CLEAR FLUID | P |
| | | | | | BOTH HORNS | |
| | | | ^==> | UTERUS: | DILATATION, LUMEN | |
| | | | UTERUS | MICRO: | DILATATION, LUMEN | 2 |
| | | | VAGINA | MICRO: | ESTROUS CYCLE: ESTRUS | P |
| | | | BONE | GROSS: | FRACTURED | P |
| | | | | | TIBIA, LEFT AND FIBULA, LEFT | |
| | | | ^==> | GROSS | UNCONFIRMED | |
| | | | BONE | MICRO: | HEMORRHAGE, ACUTE | 2 |
| | | | NO SIGNIFICANT CHANGES OBSERVED | GROSS: | ADRENAL GLANDS, AORTA, STERNUM, FEMUR, JOINT, BRAIN, CECUM, COLON, DUODENUM, ESOPHAGUS, EYES, NERVES, OPTIC, HEART, ILEUM, JEJUNUM, KIDNEYS, LAC. GLAND EXOR, LIVER, LN, MESENTERIC, LUNGS, MAMMARY GLAND, NERVE, SCIATIC, OVIDUCTS, OVARIES, PANCREAS, PITUITARY, RECTUM, SPINAL CORD | |

ANIMAL NO. 10517 GROUP 5: 50 MG/KG/DAY FEMALE SCHEDULED EUTH 07/30/11 DATE OF DEATH: 07/30/11 STUDY DAY: 89

| | | | | GRADE |
|---|---|---|---|---|
| | SAL. GLAND MAND | STOMACH | SKELETAL MUSCLE | SKIN |
| | SPLEEN | THYROID GLANDS | TRACHEA | URINARY BLADDER |
| | VAGINA | CERVIX | LN, AXILLARY | SKIN, TREATED |
| | SKIN, UNTREATED | | | |
| MICRO: | ADRENAL CORTEX | ADRENAL MEDULLA | AORTA | STERNUM |
| | MARROW, STERN | FEMUR | MARROW, FEMUR | JOINT |
| | BRAIN | CECUM | COLON | DUODENUM |
| | ESOPHAGUS | EYES | NERVES, OPTIC | HEART |
| | ILEUM | JEJUNUM | LAC. GLAND EXOR | LUNGS |
| | MAMMARY GLAND | NERVE, SCIATIC | OVIDUCTS | PANCREAS |
| | PITUITARY | RECTUM | SPINAL CORD | SAL. GLAND MAND |
| | STOMACH, GLAN | STOMACH, NON | SKELETAL MUSCLE | SKIN |
| | SPLEEN | THYROID GLANDS | PARATHYROIDS | TRACHEA |
| | URINARY BLADDER | CERVIX | LN, AXILLARY | SKIN, TREATED |
| | SKIN, UNTREATED | | | |

GROSS GRADE CODE: 1-SLIGHT, 2-MODERATE, 3-MARKED, P-PRESENT

MICRO GRADE CODE: 1-MINIMAL; 2-MILD; 3-MODERATE; 4-SEVERE; P-PRESENT
^==> INDICATES MICRO CONFIRMATION OF ABOVE GROSS FINDING

ANIMAL NO. 10526 GROUP 5: 50 MG/KG/DAY FEMALE SCHEDULED EUTH 07/31/11 DATE OF DEATH: 07/31/11 STUDY DAY: 90

| ORGAN WEIGHT | ABS.(G) | REL. |
|---|---|---|
| BRAIN | 1.93 | 0.754 |
| LIVER | 9.89 | 3.863 |
| KIDNEYS | 1.74 | 0.680 |
| SPLEEN | 0.71 | 0.277 |
| HEART | 1.18 | 0.461 |
| UTERUS | 0.73 | 0.285 |
| THYMUS | 0.1184 | 0.046 |
| OVARIES/OVIDUCTS | 0.1385 | 0.054 |
| ADRENAL GLANDS | 0.0714 | 0.028 |
| PITUITARY | 0.0205 | 0.008 |
| THYROIDS/PARATHY | 0.0189 | 0.007 |
| FINAL BODY WT(G) | 256. | |

ADRENAL CORTEX
KIDNEYS
LIVER
OVARIES
PITUITARY
THYMUS
TRACHEA
VAGINA
NO SIGNIFICANT CHANGES OBSERVED

| | | GRADE |
|---|---|---|
| MICRO: | NECROSIS WITH HEMORRHAGE | 1 |
| MICRO: | NEPHROPATHY, CHRONIC PROGRESSIVE | 1 |
| MICRO: | INFILTRATE, MONONUCLEAR | 1 |
| MICRO: | DECREASED CORPORA LUTEA | 2 |
| | ATRETIC FOLLICLES, INCREASED | 1 |
| MICRO: | NO SIGNIFICANT CHANGES OBSERVED PARS NERVOSA NOT IN PLANE OF SECTION | |
| MICRO: | DEPLETION, LYMPHOID | 2 |
| MICRO: | DILATATION, GLANDULAR | 1 |
| MICRO: | ESTROUS CYCLE: DIESTRUS | P |

| | | | | |
|---|---|---|---|---|
| GROSS: | ADRENAL GLANDS | AORTA | STERNUM | FEMUR |
| | JOINT | BRAIN | CECUM | COLON |
| | DUODENUM | ESOPHAGUS | EYES | NERVES, OPTIC |
| | HEART | ILEUM | JEJUNUM | KIDNEYS |
| | LN, MANDIBULAR | LAC. GLAND EXOR | LIVER | LN, MESENTERIC |
| | LUNGS | MAMMARY GLAND | NERVE, SCIATIC | OVIDUCTS |
| | OVARIES | PANCREAS | PITUITARY | RECTUM |
| | SPINAL CORD | SAL. GLAND MAND | STOMACH | SKELETAL MUSCLE |
| | SKIN | SPLEEN | THYROID GLANDS | THYMUS |
| | TRACHEA | URINARY BLADDER | UTERUS | VAGINA |
| | CERVIX | LN, AXILLARY | SKIN, TREATED | SKIN, UNTREATED |
| MICRO: | ADRENAL MEDULLA | AORTA | STERNUM | MARROW, STERN |
| | FEMUR | MARROW, FEMUR | JOINT | BRAIN |
| | CECUM | COLON | DUODENUM | ESOPHAGUS |
| | EYES | NERVES, OPTIC | HEART | ILEUM |
| | JEJUNUM | LN, MANDIBULAR | LAC. GLAND EXOR | LN, MESENTERIC |
| | LUNGS | MAMMARY GLAND | NERVE, SCIATIC | OVIDUCTS |
| | PANCREAS | PITUITARY | RECTUM | SPINAL CORD |

ANIMAL NO. 10526 GROUP 5: 50 MG/KG/DAY FEMALE SCHEDULED EUTH 07/31/11 DATE OF DEATH: 07/31/11 STUDY DAY: 90

| | | | GRADE |
|---|---|---|---|
| SAL. GLAND MAND | STOMACH, GLAN | STOMACH, NON | SKELETAL MUSCLE |
| SKIN | SPLEEN | THYROID GLANDS | URINARY BLADDER |
| UTERUS | CERVIX | LN, AXILLARY | SKIN, TREATED |
| SKIN, UNTREATED | | | |

NOT PRESENT FOR EXAMINATION

MICRO:PARATHYROIDS

GROSS GRADE CODE: 1-SLIGHT, 2-MODERATE, 3-MARKED, P-PRESENT

MICRO GRADE CODE: 1-MINIMAL; 2-MILD; 3-MODERATE; 4-SEVERE; P-PRESENT

ANIMAL NO. 10527 GROUP 5: 50 MG/KG/DAY FEMALE SCHEDULED EUTH 07/31/11 DATE OF DEATH: 07/31/11 STUDY DAY: 90

| ORGAN WEIGHT | ABS.(G) | REL. | | | GRADE |
|---|---|---|---|---|---|
| BRAIN | 1.69 | 0.768 | KIDNEYS | MICRO: NEPHROPATHY, CHRONIC PROGRESSIVE | 1 |
| LIVER | 8.33 | 3.786 | | MINERALIZATION | 1 |
| KIDNEYS | 1.54 | 0.700 | LN, MANDIBULAR | MICRO: ERYTHROCYTOSIS, SINUS | 1 |
| SPLEEN | 0.41 | 0.186 | THYROID GLANDS | MICRO: CYST, ULTIMOBRANCHIAL | P |
| HEART | 0.97 | 0.441 | PARATHYROIDS | MICRO: NO SIGNIFICANT CHANGES OBSERVED | |
| UTERUS | 0.43 | 0.195 | | ONE MISSING NOT IN PLANE OF SECTION | |
| THYMUS | 0.1047 | 0.048 | THYMUS | GROSS: AREA(S), DARK RED | P |
| OVARIES/OVIDUCTS | 0.1549 | 0.070 | | MULTIPLE, PINPOINT | |
| ADRENAL GLANDS | 0.0714 | 0.032 | ^==> | THYMUS: HEMORRHAGE | |
| PITUITARY | 0.0162 | 0.007 | THYMUS | MICRO: HEMORRHAGE | 2 |
| THYROIDS/PARATHY | 0.0170 | 0.008 | | DEPLETION, LYMPHOID | 2 |
| FINAL BODY WT(G) | 220. | | VAGINA | MICRO: ESTROUS CYCLE: DIESTRUS | P |
| | | | LN, AXILLARY | MICRO: NO SIGNIFICANT CHANGES OBSERVED | |
| | | | | ONE MISSING NOT IN PLANE OF SECTION | |
| | | | BONE | GROSS: FRACTURED | P |
| | | | | TIBIA, BILATERAL AND FIBULA, BILATERAL | |
| | | | ^==> | GROSS UNCONFIRMED | |
| | | | NO SIGNIFICANT CHANGES OBSERVED | | |

| | | | |
|---|---|---|---|
| GROSS: ADRENAL GLANDS | AORTA | STERNUM | FEMUR |
| JOINT | BRAIN | CECUM | COLON |
| DUODENUM | ESOPHAGUS | EYES | NERVES, OPTIC |
| HEART | ILEUM | JEJUNUM | KIDNEYS |
| LN, MANDIBULAR | LAC. GLAND EXOR | LIVER | LN, MESENTERIC |
| LUNGS | MAMMARY GLAND | NERVE, SCIATIC | OVIDUCTS |
| OVARIES | PANCREAS | PITUITARY | RECTUM |
| SPINAL CORD | SAL. GLAND MAND | STOMACH | SKELETAL MUSCLE |
| SKIN | SPLEEN | THYROID GLANDS | TRACHEA |
| URINARY BLADDER | UTERUS | VAGINA | CERVIX |
| LN, AXILLARY | SKIN, TREATED | SKIN, UNTREATED | |
| MICRO: ADRENAL CORTEX | ADRENAL MEDULLA | AORTA | STERNUM |

ANIMAL NO. 10527 GROUP 5: 50 MG/KG/DAY FEMALE SCHEDULED EUTH 07/31/11 DATE OF DEATH: 07/31/11 STUDY DAY: 90

| | | | | GRADE |
|---|---|---|---|---|
| MARROW, STERN | FEMUR | MARROW, FEMUR | JOINT | |
| BRAIN | CECUM | COLON | DUODENUM | |
| ESOPHAGUS | EYES | NERVES, OPTIC | HEART | |
| ILEUM | JEJUNUM | LAC. GLAND EXOR | LIVER | |
| LN, MESENTERIC | LUNGS | MAMMARY GLAND | NERVE, SCIATIC | |
| OVIDUCTS | OVARIES | PANCREAS | PITUITARY | |
| RECTUM | SPINAL CORD | SAL. GLAND MAND | STOMACH, GLAN | |
| STOMACH, NON | SKELETAL MUSCLE | SKIN | SPLEEN | |
| PARATHYROIDS | TRACHEA | URINARY BLADDER | UTERUS | |
| CERVIX | LN, AXILLARY | SKIN, TREATED | SKIN, UNTREATED | |
| BONE | | | | |

GROSS GRADE CODE: 1-SLIGHT, 2-MODERATE, 3-MARKED, P-PRESENT

MICRO GRADE CODE: 1-MINIMAL; 2-MILD; 3-MODERATE; 4-SEVERE; P-PRESENT
^==> INDICATES MICRO CONFIRMATION OF ABOVE GROSS FINDING

ANIMAL NO. 10529 GROUP 5: 50 MG/KG/DAY FEMALE SCHEDULED EUTH 07/31/11 DATE OF DEATH: 07/31/11 STUDY DAY: 90

| ORGAN WEIGHT | ABS.(G) | REL. |
|---|---|---|
| BRAIN | 1.94 | 0.782 |
| LIVER | 9.73 | 3.923 |
| KIDNEYS | 1.70 | 0.685 |
| SPLEEN | 0.62 | 0.250 |
| HEART | 0.96 | 0.387 |
| UTERUS | 0.84 | 0.339 |
| THYMUS | 0.0831 | 0.034 |
| OVARIES/OVIDUCTS | 0.1027 | 0.041 |
| ADRENAL GLANDS | 0.0545 | 0.022 |
| PITUITARY | 0.0163 | 0.007 |
| THYROIDS/PARATHY | 0.0206 | 0.008 |
| FINAL BODY WT(G) | 248. | |

| | | GRADE |
|---|---|---|
| ADRENAL CORTEX | MICRO: ANGIECTASIS UNILATERAL | (2) |
| MARROW, STERN | MICRO: DEPLETION | 1 |
| KIDNEYS | MICRO: MINERALIZATION | 1 |
| LIVER | MICRO: INFILTRATE, MONONUCLEAR | 1 |
| OVARIES | MICRO: ATRETIC FOLLICLES, INCREASED | 2 |
| PARATHYROIDS | MICRO: NO SIGNIFICANT CHANGES OBSERVED ONE MISSING NOT IN PLANE OF SECTION | |
| THYMUS | MICRO: DEPLETION, LYMPHOID | 1 |
| UTERUS | GROSS: CONTENTS, CLEAR FLUID BOTH HORNS | P |
| ^==> | UTERUS: DILATATION, LUMEN | |
| UTERUS | MICRO: DILATATION, LUMEN | 2 |
| VAGINA | MICRO: ESTROUS CYCLE: PROESTRUS | P |
| NO SIGNIFICANT CHANGES OBSERVED | | |

| | | | | |
|---|---|---|---|---|
| GROSS: | ADRENAL GLANDS | AORTA | STERNUM | FEMUR |
| | JOINT | BRAIN | CECUM | COLON |
| | DUODENUM | ESOPHAGUS | EYES | NERVES, OPTIC |
| | HEART | ILEUM | JEJUNUM | KIDNEYS |
| | LN, MANDIBULAR | LAC. GLAND EXOR | LIVER | LN, MESENTERIC |
| | LUNGS | MAMMARY GLAND | NERVE, SCIATIC | OVIDUCTS |
| | OVARIES | PANCREAS | PITUITARY | RECTUM |
| | SPINAL CORD | SAL. GLAND MAND | STOMACH | SKELETAL MUSCLE |
| | SKIN | SPLEEN | THYROID GLANDS | THYMUS |
| | TRACHEA | URINARY BLADDER | VAGINA | CERVIX |
| | LN, AXILLARY | SKIN, TREATED | SKIN, UNTREATED | |
| MICRO: | AORTA | STERNUM | FEMUR | MARROW, FEMUR |
| | JOINT | BRAIN | CECUM | COLON |
| | DUODENUM | ESOPHAGUS | EYES | NERVES, OPTIC |
| | HEART | ILEUM | JEJUNUM | LN, MANDIBULAR |

ANIMAL NO. 10529 GROUP 5: 50 MG/KG/DAY FEMALE SCHEDULED EUTH 07/31/11 DATE OF DEATH: 07/31/11 STUDY DAY: 90

| | | | GRADE |
|---|---|---|---|
| LAC. GLAND EXOR | LN, MESENTERIC | LUNGS | MAMMARY GLAND |
| NERVE, SCIATIC | OVIDUCTS | PANCREAS | PITUITARY |
| RECTUM | SPINAL CORD | SAL. GLAND MAND | STOMACH, GLAN |
| STOMACH, NON | SKELETAL MUSCLE | SKIN | SPLEEN |
| THYROID GLANDS | PARATHYROIDS | TRACHEA | URINARY BLADDER |
| CERVIX | LN, AXILLARY | SKIN, TREATED | SKIN, UNTREATED |

NOT PRESENT FOR EXAMINATION

MICRO:ADRENAL MEDULLA

GROSS GRADE CODE: 1-SLIGHT, 2-MODERATE, 3-MARKED, P-PRESENT

MICRO GRADE CODE: 1-MINIMAL; 2-MILD; 3-MODERATE; 4-SEVERE; P-PRESENT
( )-FOCAL/SOLITARY, (( ))-MULTIFOCAL/MULTIPLE, NO PARENTHESES-NOT SPECIFIED
^==> INDICATES MICRO CONFIRMATION OF ABOVE GROSS FINDING

TABLE A17

PROJECT NO.:WIL-402023 A 90-DAY DERMAL STUDY UTILIZING CLARIFIED OILS IN RATS 

SPONSOR:AMERICAN PETROLEUM INDIVIDUAL ORGAN WEIGHTS AND FINAL BODY WEIGHTS [G]

MALE GROUP: UNTREATED

| ANIMAL | FBW(G) | BRAIN | LIVER | KIDNEYS | SPLEEN | HEART | TESTES |
|---|---|---|---|---|---|---|---|
| 10419 | 492. | 2.20 | 12.86 | 3.27 | 0.88 | 2.49 | 3.55 |
| 10430 | 524. | 2.10 | 12.42 | 3.59 | 1.06 | 1.70 | 3.93 |
| 10437 | 468. | 2.18 | 13.06 | 3.29 | 0.86 | 1.80 | 3.58 |
| 10444 | 446. | 2.04 | 12.46 | 2.87 | 0.82 | 1.48 | 3.44 |
| 10445 | 441. | 2.04 | 11.54 | 2.64 | 0.82 | 1.63 | 3.29 |
| 10447 | 513. | 2.05 | 12.66 | 3.43 | 1.08 | 1.71 | 2.18 |
| 10456 | 551. | 2.10 | 14.24 | 3.43 | 0.78 | 1.52 | 3.64 |
| 10460 | 424. | 1.89 | 9.92 | 2.87 | 0.62 | 1.41 | 3.42 |
| 10462 | 470. | 2.17 | 11.90 | 3.02 | 0.65 | 1.87 | 3.59 |
| 10477 | 554. | 2.19 | 14.60 | 3.56 | 1.23 | 1.79 | 3.36 |
| MEAN | 488. | 2.10 | 12.57 | 3.20 | 0.88 | 1.74 | 3.40 |
| S.D. | 46.0 | 0.096 | 1.325 | 0.327 | 0.192 | 0.303 | 0.464 |
| S.E. | 14.6 | 0.030 | 0.419 | 0.104 | 0.061 | 0.096 | 0.147 |
| N | 10 | 10 | 10 | 10 | 10 | 10 | 10 |

FBW = FINAL BODY WEIGHT

TABLE A17

PROJECT NO.:WIL-402023 A 90-DAY DERMAL STUDY UTILIZING CLARIFIED OILS IN RATS 

SPONSOR:AMERICAN PETROLEUM INDIVIDUAL ORGAN WEIGHTS AND FINAL BODY WEIGHTS [G]

MALE GROUP: 0 MG/KG/DAY

| ANIMAL | FBW(G) | BRAIN | LIVER | KIDNEYS | SPLEEN | HEART | TESTES |
|---|---|---|---|---|---|---|---|
| 10420 | 431. | 2.03 | 11.54 | 3.26 | 0.77 | 1.37 | 3.67 |
| 10432 | 470. | 2.04 | 12.05 | 3.13 | 0.78 | 1.74 | 3.31 |
| 10438 | 530. | 2.17 | 12.98 | 3.69 | 0.87 | 1.73 | 3.17 |
| 10443 | 447. | 2.15 | 11.45 | 3.53 | 0.72 | 1.58 | 3.20 |
| 10457 | 454. | 2.25 | 11.47 | 3.25 | 0.95 | 1.52 | 3.14 |
| 10459 | 475. | 2.14 | 11.71 | 3.64 | 0.79 | 2.08 | 3.56 |
| 10467 | 573. | 2.07 | 14.79 | 3.84 | 1.19 | 1.78 | 4.21 |
| 10469 | 489. | 2.08 | 14.09 | 2.98 | 0.71 | 2.01 | 3.07 |
| 10475 | 473. | 2.04 | 11.62 | 2.81 | 0.79 | 1.45 | 3.89 |
| 10476 | 470. | 2.13 | 11.75 | 3.24 | 0.85 | 1.77 | 3.52 |
| MEAN | 481. | 2.11 | 12.35 | 3.34 | 0.84 | 1.70 | 3.47 |
| S.D. | 41.7 | 0.070 | 1.202 | 0.330 | 0.142 | 0.229 | 0.370 |
| S.E. | 13.2 | 0.022 | 0.380 | 0.104 | 0.045 | 0.072 | 0.117 |
| N | 10 | 10 | 10 | 10 | 10 | 10 | 10 |

FBW = FINAL BODY WEIGHT

TABLE A17

PROJECT NO.:WIL-402023 A 90-DAY DERMAL STUDY UTILIZING CLARIFIED OILS IN RATS 

SPONSOR:AMERICAN PETROLEUM INDIVIDUAL ORGAN WEIGHTS AND FINAL BODY WEIGHTS [G]

MALE GROUP: 5 MG/KG/DAY

| ANIMAL | FBW(G) | BRAIN | LIVER | KIDNEYS | SPLEEN | HEART | TESTES |
|---|---|---|---|---|---|---|---|
| 10425 | 476. | 2.07 | 13.78 | 3.29 | 1.01 | 1.80 | 3.19 |
| 10426 | 487. | 2.27 | 12.33 | 3.02 | 1.15 | 1.50 | 3.76 |
| 10435 | 383. | 2.13 | 9.73 | 2.94 | 0.84 | 1.27 | 3.43 |
| 10436 | 514. | 2.05 | 14.00 | 3.43 | 1.11 | 1.96 | 3.60 |
| 10446 | 419. | 2.04 | 11.45 | 2.64 | 0.61 | 1.53 | 2.96 |
| 10449 | 433. | 2.13 | 12.44 | 2.98 | 1.05 | 1.69 | 3.28 |
| 10453 | 378. | 1.91 | 10.34 | 2.40 | 0.76 | 1.25 | 2.72 |
| 10465 | 477. | 2.24 | 13.48 | 3.01 | 0.85 | 1.72 | 3.59 |
| 10470 | 480. | 2.01 | 12.82 | 3.06 | 1.09 | 1.64 | 3.96 |
| 10474 | 506. | 2.11 | 13.77 | 3.16 | 0.84 | 1.79 | 3.77 |
| MEAN | 455. | 2.10 | 12.41 | 2.99 | 0.93 | 1.62 | 3.43 |
| S.D. | 48.9 | 0.106 | 1.489 | 0.297 | 0.177 | 0.229 | 0.389 |
| S.E. | 15.5 | 0.034 | 0.471 | 0.094 | 0.056 | 0.073 | 0.123 |
| N | 10 | 10 | 10 | 10 | 10 | 10 | 10 |

FBW = FINAL BODY WEIGHT

TABLE A17

PROJECT NO.:WIL-402023 A 90-DAY DERMAL STUDY UTILIZING CLARIFIED OILS IN RATS 

SPONSOR:AMERICAN PETROLEUM INDIVIDUAL ORGAN WEIGHTS AND FINAL BODY WEIGHTS [G]

MALE GROUP: 25 MG/KG/DAY

| ANIMAL | FBW(G) | BRAIN | LIVER | KIDNEYS | SPLEEN | HEART | TESTES |
|---|---|---|---|---|---|---|---|
| 10429 | 413. | 2.18 | 13.20 | 2.83 | 0.91 | 1.49 | 3.34 |
| 10441 | 440. | 2.18 | 14.72 | 2.98 | 1.05 | 1.51 | 3.61 |
| 10442 | 356. | 2.00 | 12.86 | 2.48 | 0.89 | 1.48 | 3.45 |
| 10455 | 442. | 2.10 | 14.62 | 2.91 | 0.95 | 1.52 | 3.95 |
| 10458 | 526. | 2.21 | 19.18 | 3.35 | 1.54 | 1.90 | 3.58 |
| 10463 | 512. | 2.09 | 16.58 | 2.94 | 1.12 | 1.82 | 4.24 |
| 10464 | 425. | 2.03 | 13.85 | 3.03 | 0.87 | 1.81 | 3.98 |
| 10466 | 482. | 2.16 | 16.08 | 3.28 | 1.47 | 1.89 | 3.51 |
| 10471 | 484. | 2.15 | 15.21 | 3.34 | 0.89 | 2.40 | 3.91 |
| 10473 | 462. | 2.21 | 14.21 | 2.75 | 0.89 | 1.50 | 3.54 |
| MEAN | 454. | 2.13 | 15.05 | 2.99 | 1.06 | 1.73 | 3.71 |
| S.D. | 50.3 | 0.073 | 1.860 | 0.277 | 0.249 | 0.295 | 0.289 |
| S.E. | 15.9 | 0.023 | 0.588 | 0.088 | 0.079 | 0.093 | 0.091 |
| N | 10 | 10 | 10 | 10 | 10 | 10 | 10 |

FBW = FINAL BODY WEIGHT

TABLE A17
A 90-DAY DERMAL STUDY UTILIZING CLARIFIED OILS IN RATS
INDIVIDUAL ORGAN WEIGHTS AND FINAL BODY WEIGHTS [G]



MALE GROUP: 50 MG/KG/DAY

| ANIMAL | FBW(G) | BRAIN | LIVER | KIDNEYS | SPLEEN | HEART | TESTES |
|---|---|---|---|---|---|---|---|
| 10424 | 410. | 2.00 | 15.42 | 2.92 | 0.83 | 1.50 | 3.59 |
| 10439 | 388. | 2.09 | 13.92 | 3.39 | 0.75 | 2.27 | 3.26 |
| 10440 | 386. | 1.90 | 16.74 | 2.79 | 0.80 | 1.32 | 4.06 |
| 10450 | 397. | 1.98 | 14.49 | 2.73 | 1.00 | 1.51 | 3.62 |
| 10472 | 387. | 1.99 | 16.00 | 2.77 | 0.86 | 1.49 | 3.43 |
| MEAN | 394. | 1.99 | 15.31 | 2.92 | 0.85 | 1.62 | 3.59 |
| S.D. | 10.2 | 0.068 | 1.133 | 0.272 | 0.094 | 0.373 | 0.298 |
| S.E. | 4.5 | 0.030 | 0.507 | 0.122 | 0.042 | 0.167 | 0.133 |
| N | 5 | 5 | 5 | 5 | 5 | 5 | 5 |

FBW = FINAL BODY WEIGHT

TABLE A17

PROJECT NO.:WIL-402023 A 90-DAY DERMAL STUDY UTILIZING CLARIFIED OILS IN RATS 

SPONSOR:AMERICAN PETROLEUM INDIVIDUAL ORGAN WEIGHTS AND FINAL BODY WEIGHTS [G]

MALE GROUP: UNTREATED

| ANIMAL | EPIDIDYMIDES | PROSTATE | THYMUS | ADRENAL GLANDS | PITUITARY | THYROIDS /PARATHY |
|---|---|---|---|---|---|---|
| 10419 | 1.47 | 1.62 | 0.2244 | 0.0723 | 0.0180 | 0.0227 |
| 10430 | 1.50 | 0.98 | 0.2501 | 0.0635 | 0.0133 | 0.0222 |
| 10437 | 1.52 | 1.66 | 0.2621 | 0.0634 | 0.0158 | 0.0202 |
| 10444 | 1.38 | 1.38 | 0.2256 | 0.0531 | 0.0121 | 0.0191 |
| 10445 | 1.40 | 0.85 | 0.2648 | 0.0518 | 0.0121 | 0.0236 |
| 10447 | 0.87 | 1.21 | 0.2073 | 0.0720 | 0.0167 | 0.0191 |
| 10456 | 1.39 | 0.79 | 0.2274 | 0.0539 | 0.0127 | 0.0197 |
| 10460 | 1.51 | 0.88 | 0.1620 | 0.0558 | 0.0117 | 0.0234 |
| 10462 | 1.42 | 0.96 | 0.1573 | 0.0504 | 0.0175 | 0.0312 |
| 10477 | 1.43 | 0.87 | 0.1955 | 0.0710 | 0.0159 | 0.0227 |
| MEAN | 1.39 | 1.12 | 0.2177 | 0.0607 | 0.0146 | 0.0224 |
| S.D. | 0.189 | 0.327 | 0.03770 | 0.00880 | 0.00244 | 0.00356 |
| S.E. | 0.060 | 0.104 | 0.01192 | 0.00278 | 0.00077 | 0.00113 |
| N | 10 | 10 | 10 | 10 | 10 | 10 |

TABLE A17

PROJECT NO.:WIL-402023 A 90-DAY DERMAL STUDY UTILIZING CLARIFIED OILS IN RATS PAGE 7

SPONSOR:AMERICAN PETROLEUM INDIVIDUAL ORGAN WEIGHTS AND FINAL BODY WEIGHTS [G]

MALE GROUP: 0 MG/KG/DAY

| ANIMAL | EPIDIDYMIDES | PROSTATE | THYMUS | ADRENAL GLANDS | PITUITARY | THYROIDS /PARATHY |
|---|---|---|---|---|---|---|
| 10420 | 1.37 | 0.94 | 0.2009 | 0.0583 | 0.0140 | 0.0233 |
| 10432 | 1.30 | 1.01 | 0.2937 | 0.0597 | 0.0137 | 0.0209 |
| 10438 | 1.32 | 0.92 | 0.2236 | 0.0732 | 0.0149 | 0.0239 |
| 10443 | 1.29 | 0.79 | 0.3305 | 0.0514 | 0.0146 | 0.0180 |
| 10457 | 1.34 | 0.94 | 0.3660 | 0.0712 | 0.0132 | 0.0267 |
| 10459 | 1.47 | 1.15 | 0.2256 | 0.0836 | 0.0138 | 0.0234 |
| 10467 | 1.46 | 1.23 | 0.2386 | 0.0713 | 0.0170 | 0.0226 |
| 10469 | 1.17 | 1.12 | 0.2499 | 0.0668 | 0.0131 | 0.0228 |
| 10475 | 1.38 | 0.67 | 0.2821 | 0.0469 | 0.0170 | 0.0239 |
| 10476 | 1.32 | 1.22 | 0.3833 | 0.0724 | 0.0148 | 0.0179 |
| MEAN | 1.34 | 1.00 | 0.2794 | 0.0655 | 0.0146 | 0.0223 |
| S.D. | 0.087 | 0.184 | 0.06309 | 0.01122 | 0.00140 | 0.00272 |
| S.E. | 0.027 | 0.058 | 0.01995 | 0.00355 | 0.00044 | 0.00086 |
| N | 10 | 10 | 10 | 10 | 10 | 10 |

TABLE A17

PROJECT NO.:WIL-402023 A 90-DAY DERMAL STUDY UTILIZING CLARIFIED OILS IN RATS 

SPONSOR:AMERICAN PETROLEUM INDIVIDUAL ORGAN WEIGHTS AND FINAL BODY WEIGHTS [G]

MALE GROUP: 5 MG/KG/DAY

| ANIMAL | EPIDIDYMIDES | PROSTATE | THYMUS | ADRENAL GLANDS | PITUITARY | THYROIDS /PARATHY |
|---|---|---|---|---|---|---|
| 10425 | 1.50 | 1.01 | 0.1132 | 0.0529 | 0.0148 | 0.0243 |
| 10426 | 1.40 | 1.42 | 0.1344 | 0.0782 | 0.0199 | 0.0197 |
| 10435 | 1.35 | 0.97 | 0.2258 | 0.0619 | 0.0115 | 0.0248 |
| 10436 | 1.20 | 1.41 | 0.3204 | 0.0847 | 0.0148 | 0.0396 |
| 10446 | 1.15 | 1.06 | 0.2689 | 0.0567 | 0.0143 | 0.0214 |
| 10449 | 1.28 | 1.15 | 0.2473 | 0.0699 | 0.0122 | 0.0213 |
| 10453 | 1.23 | 0.95 | 0.2016 | 0.0570 | 0.0125 | 0.0153 |
| 10465 | 1.62 | 1.47 | 0.2261 | 0.0663 | 0.0152 | 0.0239 |
| 10470 | 1.45 | 1.29 | 0.1652 | 0.0535 | 0.0106 | 0.0221 |
| 10474 | 1.55 | 1.50 | 0.2042 | 0.0610 | 0.0145 | 0.0212 |
| MEAN | 1.37 | 1.22 | 0.2107 | 0.0642 | 0.0140 | 0.0234 |
| S.D. | 0.158 | 0.219 | 0.06214 | 0.01064 | 0.00261 | 0.00632 |
| S.E. | 0.050 | 0.069 | 0.01965 | 0.00336 | 0.00082 | 0.00200 |
| N | 10 | 10 | 10 | 10 | 10 | 10 |

TABLE A17

PROJECT NO.:WIL-402023 A 90-DAY DERMAL STUDY UTILIZING CLARIFIED OILS IN RATS 

SPONSOR:AMERICAN PETROLEUM INDIVIDUAL ORGAN WEIGHTS AND FINAL BODY WEIGHTS [G]

MALE GROUP: 25 MG/KG/DAY

| ANIMAL | EPIDIDYMIDES | PROSTATE | THYMUS | ADRENAL GLANDS | PITUITARY | THYROIDS /PARATHY |
|---|---|---|---|---|---|---|
| 10429 | 1.30 | 0.95 | 0.1156 | 0.0719 | 0.0108 | 0.0215 |
| 10441 | 1.35 | 1.04 | 0.0881 | 0.0700 | 0.0146 | 0.0236 |
| 10442 | 1.26 | 0.79 | 0.1146 | 0.0525 | 0.0098 | 0.0235 |
| 10455 | 1.35 | 0.95 | 0.1780 | 0.0692 | 0.0170 | 0.0286 |
| 10458 | 1.27 | 1.01 | 0.0998 | 0.0660 | 0.0176 | 0.0254 |
| 10463 | 1.16 | 0.96 | 0.1931 | 0.0652 | 0.0147 | 0.0263 |
| 10464 | 1.29 | 1.12 | 0.1771 | 0.0732 | 0.0118 | 0.0246 |
| 10466 | 1.34 | 1.20 | 0.1490 | 0.0726 | 0.0168 | 0.0271 |
| 10471 | 1.40 | 1.20 | 0.0657 | 0.0609 | 0.0155 | 0.0274 |
| 10473 | 1.32 | 1.46 | 0.2203 | 0.0794 | 0.0154 | 0.0280 |
| MEAN | 1.30 | 1.07 | 0.1401 | 0.0681 | 0.0144 | 0.0256 |
| S.D. | 0.066 | 0.186 | 0.05082 | 0.00746 | 0.00271 | 0.00229 |
| S.E. | 0.021 | 0.059 | 0.01607 | 0.00236 | 0.00086 | 0.00072 |
| N | 10 | 10 | 10 | 10 | 10 | 10 |

TABLE A17

PROJECT NO.:WIL-402023 A 90-DAY DERMAL STUDY UTILIZING CLARIFIED OILS IN RATS 

SPONSOR:AMERICAN PETROLEUM INDIVIDUAL ORGAN WEIGHTS AND FINAL BODY WEIGHTS [G]

MALE GROUP: 50 MG/KG/DAY

| ANIMAL | EPIDIDYMIDES | PROSTATE | THYMUS | ADRENAL GLANDS | PITUITARY | THYROIDS /PARATHY |
|---|---|---|---|---|---|---|
| 10424 | 1.24 | 0.71 | 0.0787 | 0.0599 | 0.0141 | 0.0242 |
| 10439 | 1.20 | 0.98 | 0.0505 | 0.0618 | 0.0143 | 0.0215 |
| 10440 | 1.39 | 1.03 | 0.1102 | 0.0700 | 0.0110 | 0.0243 |
| 10450 | 1.39 | 0.82 | 0.1030 | 0.0601 | 0.0126 | 0.0306 |
| 10472 | 1.23 | 0.79 | 0.0800 | 0.0463 | 0.0152 | 0.0263 |
| MEAN | 1.29 | 0.87 | 0.0845 | 0.0596 | 0.0134 | 0.0254 |
| S.D. | 0.092 | 0.134 | 0.02352 | 0.00852 | 0.00165 | 0.00338 |
| S.E. | 0.041 | 0.060 | 0.01052 | 0.00381 | 0.00074 | 0.00151 |
| N | 5 | 5 | 5 | 5 | 5 | 5 |

TABLE A17
A 90-DAY DERMAL STUDY UTILIZING CLARIFIED OILS IN RATS
INDIVIDUAL ORGAN WEIGHTS AND FINAL BODY WEIGHTS [G]



FEMALE GROUP: UNTREATED

| ANIMAL | FBW(G) | BRAIN | LIVER | KIDNEYS | SPLEEN | HEART |
|---|---|---|---|---|---|---|
| 10486 | 286. | 1.88 | 7.61 | 1.94 | 0.57 | 1.02 |
| 10491 | 274. | 1.94 | 6.89 | 1.70 | 0.62 | 1.12 |
| 10494 | 281. | 1.93 | 8.04 | 1.84 | 0.68 | 1.04 |
| 10495 | 239. | 1.98 | 6.52 | 1.61 | 0.46 | 0.97 |
| 10496 | 274. | 1.88 | 6.61 | 1.55 | 0.51 | 1.00 |
| 10499 | 251. | 1.84 | 6.36 | 1.72 | 0.46 | 0.86 |
| 10511 | 271. | 1.88 | 8.10 | 2.10 | 0.48 | 1.08 |
| 10512 | 244. | 1.95 | 6.75 | 1.62 | 0.52 | 1.10 |
| 10514 | 259. | 2.03 | 7.17 | 2.14 | 0.50 | 0.99 |
| 10536 | 274. | 2.00 | 7.28 | 2.02 | 0.56 | 0.99 |
| MEAN | 265. | 1.93 | 7.13 | 1.82 | 0.54 | 1.02 |
| S.D. | 16.1 | 0.061 | 0.620 | 0.215 | 0.072 | 0.075 |
| S.E. | 5.1 | 0.019 | 0.196 | 0.068 | 0.023 | 0.024 |
| N | 10 | 10 | 10 | 10 | 10 | 10 |

FBW = FINAL BODY WEIGHT

TABLE A17
A 90-DAY DERMAL STUDY UTILIZING CLARIFIED OILS IN RATS
INDIVIDUAL ORGAN WEIGHTS AND FINAL BODY WEIGHTS [G]



FEMALE GROUP: 0 MG/KG/DAY

| ANIMAL | FBW(G) | BRAIN | LIVER | KIDNEYS | SPLEEN | HEART |
|---|---|---|---|---|---|---|
| 10481 | 289. | 1.81 | 7.41 | 1.90 | 0.51 | 1.16 |
| 10505 | 278. | 1.96 | 7.86 | 1.78 | 0.64 | 1.22 |
| 10489 | 264. | 1.89 | 7.54 | 1.99 | 0.55 | 1.12 |
| 10502 | 310. | 1.91 | 7.36 | 2.10 | 0.56 | 1.24 |
| 10519 | 318. | 1.94 | 7.80 | 2.02 | 0.66 | 1.21 |
| 10478 | 338. | 1.94 | 8.69 | 1.99 | 0.71 | 1.24 |
| 10530 | 263. | 2.00 | 6.82 | 1.68 | 0.58 | 1.12 |
| 10534 | 268. | 1.83 | 7.25 | 1.92 | 0.53 | 0.93 |
| 10535 | 301. | 2.02 | 7.87 | 1.99 | 0.74 | 1.20 |
| 10537 | 233. | 2.03 | 6.30 | 1.83 | 0.49 | 1.07 |
| MEAN | 286. | 1.93 | 7.49 | 1.92 | 0.60 | 1.15 |
| S.D. | 31.2 | 0.075 | 0.647 | 0.126 | 0.086 | 0.097 |
| S.E. | 9.9 | 0.024 | 0.205 | 0.040 | 0.027 | 0.031 |
| N | 10 | 10 | 10 | 10 | 10 | 10 |

FBW = FINAL BODY WEIGHT

TABLE A17
A 90-DAY DERMAL STUDY UTILIZING CLARIFIED OILS IN RATS
INDIVIDUAL ORGAN WEIGHTS AND FINAL BODY WEIGHTS [G]



FEMALE GROUP: 5 MG/KG/DAY

| ANIMAL | FBW(G) | BRAIN | LIVER | KIDNEYS | SPLEEN | HEART |
|---|---|---|---|---|---|---|
| 10479 | 257. | 1.87 | 8.28 | 1.64 | 0.76 | 1.09 |
| 10482 | 282. | 1.84 | 7.72 | 1.68 | 0.56 | 0.97 |
| 10490 | 250. | 1.84 | 6.64 | 1.56 | 0.48 | 1.23 |
| 10501 | 305. | 2.06 | 8.74 | 1.90 | 0.61 | 1.17 |
| 10508 | 268. | 1.95 | 8.23 | 1.88 | 0.64 | 1.06 |
| 10513 | 283. | 1.85 | 8.97 | 1.73 | 0.63 | 0.97 |
| 10520 | 286. | 1.99 | 7.40 | 1.85 | 0.52 | 1.03 |
| 10521 | 286. | 1.88 | 8.20 | 2.13 | 0.49 | 1.18 |
| 10531 | 284. | 1.87 | 8.63 | 2.02 | 0.70 | 1.04 |
| 10532 | 278. | 2.03 | 8.31 | 1.88 | 0.67 | 1.01 |
| MEAN | 278. | 1.92 | 8.11 | 1.83 | 0.61 | 1.08 |
| S.D. | 15.8 | 0.083 | 0.693 | 0.176 | 0.093 | 0.091 |
| S.E. | 5.0 | 0.026 | 0.219 | 0.056 | 0.029 | 0.029 |
| N | 10 | 10 | 10 | 10 | 10 | 10 |

FBW = FINAL BODY WEIGHT

TABLE A17
A 90-DAY DERMAL STUDY UTILIZING CLARIFIED OILS IN RATS
INDIVIDUAL ORGAN WEIGHTS AND FINAL BODY WEIGHTS [G]



FEMALE GROUP: 25 MG/KG/DAY

| ANIMAL | FBW(G) | BRAIN | LIVER | KIDNEYS | SPLEEN | HEART |
|---|---|---|---|---|---|---|
| 10485 | 244. | 2.01 | 9.38 | 1.77 | 0.64 | 0.98 |
| 10492 | 245. | 1.81 | 8.80 | 1.75 | 0.59 | 1.06 |
| 10497 | 232. | 1.86 | 9.53 | 1.96 | 0.59 | 1.11 |
| 10498 | 274. | 2.05 | 9.83 | 1.72 | 0.69 | 1.02 |
| 10500 | 273. | 1.93 | 10.19 | 2.13 | 0.57 | 1.21 |
| 10504 | 229. | 1.83 | 8.77 | 1.96 | 0.53 | 1.08 |
| 10506 | 236. | 1.85 | 8.31 | 1.70 | 0.59 | 1.04 |
| 10509 | 247. | 1.87 | 8.89 | 1.71 | 0.63 | 0.95 |
| 10515 | 256. | 1.82 | 10.92 | 1.68 | 0.81 | 1.02 |
| MEAN | 248. | 1.89 | 9.40 | 1.82 | 0.63 | 1.05 |
| S.D. | 16.4 | 0.086 | 0.817 | 0.158 | 0.082 | 0.077 |
| S.E. | 5.5 | 0.029 | 0.272 | 0.053 | 0.027 | 0.026 |
| N | 9 | 9 | 9 | 9 | 9 | 9 |

FBW = FINAL BODY WEIGHT

TABLE A17

PROJECT NO.:WIL-402023 A 90-DAY DERMAL STUDY UTILIZING CLARIFIED OILS IN RATS 

SPONSOR:AMERICAN PETROLEUM INDIVIDUAL ORGAN WEIGHTS AND FINAL BODY WEIGHTS [G]

FEMALE GROUP: 50 MG/KG/DAY

| ANIMAL | FBW(G) | BRAIN | LIVER | KIDNEYS | SPLEEN | HEART |
|---|---|---|---|---|---|---|
| 10484 | 264. | 1.88 | 9.33 | 1.56 | 0.75 | 0.89 |
| 10503 | 236. | 1.70 | 10.08 | 1.61 | 0.56 | 0.94 |
| 10516 | 270. | 1.89 | 11.08 | 1.85 | 0.72 | 1.18 |
| 10517 | 263. | 1.93 | 10.89 | 1.84 | 0.82 | 1.26 |
| 10526 | 256. | 1.93 | 9.89 | 1.74 | 0.71 | 1.18 |
| 10527 | 220. | 1.69 | 8.33 | 1.54 | 0.41 | 0.97 |
| 10529 | 248. | 1.94 | 9.73 | 1.70 | 0.62 | 0.96 |
| MEAN | 251. | 1.85 | 9.90 | 1.69 | 0.66 | 1.05 |
| S.D. | 17.8 | 0.109 | 0.933 | 0.127 | 0.138 | 0.147 |
| S.E. | 6.7 | 0.041 | 0.353 | 0.048 | 0.052 | 0.056 |
| N | 7 | 7 | 7 | 7 | 7 | 7 |

FBW = FINAL BODY WEIGHT

TABLE A17
A 90-DAY DERMAL STUDY UTILIZING CLARIFIED OILS IN RATS
INDIVIDUAL ORGAN WEIGHTS AND FINAL BODY WEIGHTS [G]



FEMALE GROUP: UNTREATED

| ANIMAL | UTERUS | THYMUS | OVARIES/ OVIDUCTS | ADRENAL GLANDS | PITU ITARY | THYROIDS /PARATHY |
|---|---|---|---|---|---|---|
| 10486 | 0.87 | 0.2294 | 0.1305 | 0.0660 | 0.0177 | 0.0175 |
| 10491 | 1.01 | 0.3055 | 0.1298 | 0.0609 | 0.0153 | 0.0168 |
| 10494 | 0.51 | 0.2371 | 0.1496 | 0.0824 | 0.0194 | 0.0225 |
| 10495 | 2.83 | 0.2257 | 0.1214 | 0.0687 | 0.0204 | 0.0184 |
| 10496 | 0.62 | 0.3276 | 0.1190 | 0.0658 | 0.0160 | 0.0177 |
| 10499 | 0.50 | 0.1534 | 0.1212 | 0.0541 | 0.0230 | 0.0136 |
| 10511 | 0.43 | 0.2131 | 0.1235 | 0.0617 | 0.0239 | 0.0150 |
| 10512 | 0.59 | 0.3215 | 0.1219 | 0.0745 | 0.0167 | 0.0183 |
| 10514 | 0.49 | 0.1947 | 0.1285 | 0.0642 | 0.0212 | 0.0198 |
| 10536 | 0.89 | 0.3544 | 0.1599 | 0.0738 | 0.0202 | 0.0190 |
| MEAN | 0.87 | 0.2562 | 0.1305 | 0.0672 | 0.0194 | 0.0179 |
| S.D. | 0.715 | 0.06638 | 0.01357 | 0.00806 | 0.00292 | 0.00246 |
| S.E. | 0.226 | 0.02099 | 0.00429 | 0.00255 | 0.00092 | 0.00078 |
| N | 10 | 10 | 10 | 10 | 10 | 10 |

TABLE A17

PROJECT NO.:WIL-402023 A 90-DAY DERMAL STUDY UTILIZING CLARIFIED OILS IN RATS 

SPONSOR:AMERICAN PETROLEUM INDIVIDUAL ORGAN WEIGHTS AND FINAL BODY WEIGHTS [G]

FEMALE GROUP: 0 MG/KG/DAY

| ANIMAL | UTERUS | THYMUS | OVARIES/ OVIDUCTS | ADRENAL GLANDS | PITU ITARY | THYROIDS /PARATHY |
|---|---|---|---|---|---|---|
| 10481 | 0.53 | 0.1898 | 0.1114 | 0.0679 | 0.0179 | 0.0214 |
| 10505 | 0.57 | 0.3061 | 0.1317 | 0.0674 | 0.0185 | 0.0182 |
| 10489 | 0.48 | 0.2577 | 0.1133 | 0.0673 | 0.0232 | 0.0180 |
| 10502 | 0.42 | 0.2154 | 0.1325 | 0.0612 | 0.0143 | 0.0185 |
| 10519 | 0.85 | 0.2355 | 0.1352 | 0.0658 | 0.0158 | 0.0199 |
| 10478 | 0.56 | 0.3875 | 0.1542 | 0.0762 | 0.0172 | 0.0161 |
| 10530 | 0.46 | 0.2632 | 0.1135 | 0.0607 | 0.0220 | 0.0151 |
| 10534 | 0.51 | 0.2002 | 0.1300 | 0.0697 | 0.0178 | 0.0185 |
| 10535 | 0.67 | 0.2637 | 0.1230 | 0.0686 | 0.0216 | 0.0226 |
| 10537 | 0.98 | 0.2482 | 0.1258 | 0.0519 | 0.0189 | 0.0195 |
| MEAN | 0.60 | 0.2567 | 0.1271 | 0.0657 | 0.0187 | 0.0188 |
| S.D. | 0.181 | 0.05729 | 0.01291 | 0.00650 | 0.00281 | 0.00224 |
| S.E. | 0.057 | 0.01812 | 0.00408 | 0.00206 | 0.00089 | 0.00071 |
| N | 10 | 10 | 10 | 10 | 10 | 10 |

TABLE A17

PROJECT NO.:WIL-402023 A 90-DAY DERMAL STUDY UTILIZING CLARIFIED OILS IN RATS 

SPONSOR:AMERICAN PETROLEUM INDIVIDUAL ORGAN WEIGHTS AND FINAL BODY WEIGHTS [G]

FEMALE GROUP: 5 MG/KG/DAY

| ANIMAL | UTERUS | THYMUS | OVARIES/ OVIDUCTS | ADRENAL GLANDS | PITU ITARY | THYROIDS /PARATHY |
|---|---|---|---|---|---|---|
| 10479 | 0.40 | 0.1801 | 0.1289 | 0.0644 | 0.0205 | 0.0237 |
| 10482 | 0.90 | 0.2701 | 0.1289 | 0.0686 | 0.0179 | 0.0183 |
| 10490 | 0.91 | 0.2876 | 0.1328 | 0.0762 | 0.0177 | 0.0151 |
| 10501 | 0.87 | 0.4028 | 0.1364 | 0.0780 | 0.0215 | 0.0194 |
| 10508 | 0.42 | 0.2496 | 0.1172 | 0.0646 | 0.0228 | 0.0190 |
| 10513 | 0.59 | 0.2436 | 0.1120 | 0.0559 | 0.0198 | 0.0169 |
| 10520 | 0.47 | 0.2837 | 0.1148 | 0.0578 | 0.0145 | 0.0191 |
| 10521 | 0.67 | 0.2293 | 0.1592 | 0.0797 | 0.0203 | 0.0163 |
| 10531 | 0.63 | 0.2685 | 0.1106 | 0.0837 | 0.0184 | 0.0193 |
| 10532 | 0.66 | 0.2242 | 0.1251 | 0.0705 | 0.0214 | 0.0186 |
| MEAN | 0.65 | 0.2640 | 0.1266 | 0.0699 | 0.0195 | 0.0186 |
| S.D. | 0.192 | 0.05842 | 0.01456 | 0.00940 | 0.00241 | 0.00231 |
| S.E. | 0.061 | 0.01847 | 0.00460 | 0.00297 | 0.00076 | 0.00073 |
| N | 10 | 10 | 10 | 10 | 10 | 10 |

TABLE A17
A 90-DAY DERMAL STUDY UTILIZING CLARIFIED OILS IN RATS
INDIVIDUAL ORGAN WEIGHTS AND FINAL BODY WEIGHTS [G]



FEMALE GROUP: 25 MG/KG/DAY

| ANIMAL | UTERUS | THYMUS | OVARIES/ OVIDUCTS | ADRENAL GLANDS | PITU ITARY | THYROIDS /PARATHY |
|---|---|---|---|---|---|---|
| 10485 | 0.79 | 0.2289 | 0.1347 | 0.0733 | 0.0131 | 0.0206 |
| 10492 | 0.53 | 0.2109 | 0.0926 | 0.0529 | 0.0174 | 0.0191 |
| 10497 | 0.67 | 0.1165 | 0.0865 | 0.0777 | 0.0159 | 0.0182 |
| 10498 | 0.37 | 0.1029 | 0.1335 | 0.0749 | 0.0232 | 0.0235 |
| 10500 | 0.71 | 0.2069 | 0.1334 | 0.0691 | 0.0183 | 0.0266 |
| 10504 | 0.58 | 0.1007 | 0.1338 | 0.0641 | 0.0211 | 0.0176 |
| 10506 | 1.77 | 0.1891 | 0.0999 | 0.0537 | 0.0152 | 0.0179 |
| 10509 | 0.52 | 0.1079 | 0.1136 | 0.0553 | 0.0150 | 0.0199 |
| 10515 | 0.49 | 0.1079 | 0.1169 | 0.0796 | 0.0240 | 0.0182 |
| MEAN | 0.71 | 0.1524 | 0.1161 | 0.0667 | 0.0181 | 0.0202 |
| S.D. | 0.415 | 0.05473 | 0.01923 | 0.01061 | 0.00384 | 0.00303 |
| S.E. | 0.138 | 0.01824 | 0.00641 | 0.00354 | 0.00128 | 0.00101 |
| N | 9 | 9 | 9 | 9 | 9 | 9 |

TABLE A17
A 90-DAY DERMAL STUDY UTILIZING CLARIFIED OILS IN RATS
INDIVIDUAL ORGAN WEIGHTS AND FINAL BODY WEIGHTS [G]



FEMALE GROUP: 50 MG/KG/DAY

| ANIMAL | UTERUS | THYMUS | OVARIES/ OVIDUCTS | ADRENAL GLANDS | PITU ITARY | THYROIDS /PARATHY |
|---|---|---|---|---|---|---|
| 10484 | 0.45 | 0.0947 | 0.1595 | 0.0593 | 0.0156 | 0.0564 |
| 10503 | 0.55 | 0.1946 | 0.0902 | 0.0692 | 0.0210 | 0.0237 |
| 10516 | 1.54 | 0.0478 | 0.1371 | 0.0653 | 0.0158 | 0.0231 |
| 10517 | 1.21 | 0.0941 | 0.0866 | 0.0650 | 0.0174 | 0.0219 |
| 10526 | 0.73 | 0.1184 | 0.1385 | 0.0714 | 0.0205 | 0.0189 |
| 10527 | 0.43 | 0.1047 | 0.1549 | 0.0714 | 0.0162 | 0.0170 |
| 10529 | 0.84 | 0.0831 | 0.1027 | 0.0545 | 0.0163 | 0.0206 |
| MEAN | 0.82 | 0.1053 | 0.1242 | 0.0652 | 0.0175 | 0.0259 |
| S.D. | 0.416 | 0.04506 | 0.03053 | 0.00635 | 0.00227 | 0.01363 |
| S.E. | 0.157 | 0.01703 | 0.01154 | 0.00240 | 0.00086 | 0.00515 |
| N | 7 | 7 | 7 | 7 | 7 | 7 |

TABLE A18

PROJECT NO.:WIL-402023 A 90-DAY DERMAL STUDY UTILIZING CLARIFIED OILS IN RATS 

SPONSOR:AMERICAN PETROLEUM INDIVIDUAL ORGAN WTS. RELATIVE TO FINAL BODY WTS. [G/100 G]

MALE GROUP: UNTREATED

| ANIMAL | FBW(G) | BRAIN | LIVER | KIDNEYS | SPLEEN | HEART | TESTES |
|---|---|---|---|---|---|---|---|
| 10419 | 492. | 0.447 | 2.614 | 0.665 | 0.179 | 0.506 | 0.722 |
| 10430 | 524. | 0.401 | 2.370 | 0.685 | 0.202 | 0.324 | 0.750 |
| 10437 | 468. | 0.466 | 2.791 | 0.703 | 0.184 | 0.385 | 0.765 |
| 10444 | 446. | 0.457 | 2.794 | 0.643 | 0.184 | 0.332 | 0.771 |
| 10445 | 441. | 0.463 | 2.617 | 0.599 | 0.186 | 0.370 | 0.746 |
| 10447 | 513. | 0.400 | 2.468 | 0.669 | 0.211 | 0.333 | 0.425 |
| 10456 | 551. | 0.381 | 2.584 | 0.623 | 0.142 | 0.276 | 0.661 |
| 10460 | 424. | 0.446 | 2.340 | 0.677 | 0.146 | 0.333 | 0.807 |
| 10462 | 470. | 0.462 | 2.532 | 0.643 | 0.138 | 0.398 | 0.764 |
| 10477 | 554. | 0.395 | 2.635 | 0.643 | 0.222 | 0.323 | 0.606 |
| MEAN | 488. | 0.432 | 2.574 | 0.655 | 0.179 | 0.358 | 0.702 |
| S.D. | 46.0 | 0.0333 | 0.1535 | 0.0310 | 0.0291 | 0.0627 | 0.1134 |
| S.E. | 14.6 | 0.0105 | 0.0485 | 0.0098 | 0.0092 | 0.0198 | 0.0359 |
| N | 10 | 10 | 10 | 10 | 10 | 10 | 10 |

FBW = FINAL BODY WEIGHT

TABLE A18

PROJECT NO.:WIL-402023 A 90-DAY DERMAL STUDY UTILIZING CLARIFIED OILS IN RATS 

SPONSOR:AMERICAN PETROLEUM INDIVIDUAL ORGAN WTS. RELATIVE TO FINAL BODY WTS. [G/100 G]

MALE GROUP: 0 MG/KG/DAY

| ANIMAL | FBW(G) | BRAIN | LIVER | KIDNEYS | SPLEEN | HEART | TESTES |
|---|---|---|---|---|---|---|---|
| 10420 | 431. | 0.471 | 2.677 | 0.756 | 0.179 | 0.318 | 0.852 |
| 10432 | 470. | 0.434 | 2.564 | 0.666 | 0.166 | 0.370 | 0.704 |
| 10438 | 530. | 0.409 | 2.449 | 0.696 | 0.164 | 0.326 | 0.598 |
| 10443 | 447. | 0.481 | 2.562 | 0.790 | 0.161 | 0.353 | 0.716 |
| 10457 | 454. | 0.496 | 2.526 | 0.716 | 0.209 | 0.335 | 0.692 |
| 10459 | 475. | 0.451 | 2.465 | 0.766 | 0.166 | 0.438 | 0.749 |
| 10467 | 573. | 0.361 | 2.581 | 0.670 | 0.208 | 0.311 | 0.735 |
| 10469 | 489. | 0.425 | 2.881 | 0.609 | 0.145 | 0.411 | 0.628 |
| 10475 | 473. | 0.431 | 2.457 | 0.594 | 0.167 | 0.307 | 0.822 |
| 10476 | 470. | 0.453 | 2.500 | 0.689 | 0.181 | 0.377 | 0.749 |
| MEAN | 481. | 0.441 | 2.566 | 0.695 | 0.175 | 0.355 | 0.724 |
| S.D. | 41.7 | 0.0387 | 0.1307 | 0.0643 | 0.0203 | 0.0443 | 0.0774 |
| S.E. | 13.2 | 0.0122 | 0.0413 | 0.0203 | 0.0064 | 0.0140 | 0.0245 |
| N | 10 | 10 | 10 | 10 | 10 | 10 | 10 |

FBW = FINAL BODY WEIGHT

TABLE A18

PROJECT NO.:WIL-402023 A 90-DAY DERMAL STUDY UTILIZING CLARIFIED OILS IN RATS 

SPONSOR:AMERICAN PETROLEUM INDIVIDUAL ORGAN WTS. RELATIVE TO FINAL BODY WTS. [G/100 G]

MALE GROUP: 5 MG/KG/DAY

| ANIMAL | FBW(G) | BRAIN | LIVER | KIDNEYS | SPLEEN | HEART | TESTES |
|---|---|---|---|---|---|---|---|
| 10425 | 476. | 0.435 | 2.895 | 0.691 | 0.212 | 0.378 | 0.670 |
| 10426 | 487. | 0.466 | 2.532 | 0.620 | 0.236 | 0.308 | 0.772 |
| 10435 | 383. | 0.556 | 2.540 | 0.768 | 0.219 | 0.332 | 0.896 |
| 10436 | 514. | 0.399 | 2.724 | 0.667 | 0.216 | 0.381 | 0.700 |
| 10446 | 419. | 0.487 | 2.733 | 0.630 | 0.146 | 0.365 | 0.706 |
| 10449 | 433. | 0.492 | 2.873 | 0.688 | 0.242 | 0.390 | 0.758 |
| 10453 | 378. | 0.505 | 2.735 | 0.635 | 0.201 | 0.331 | 0.720 |
| 10465 | 477. | 0.470 | 2.826 | 0.631 | 0.178 | 0.361 | 0.753 |
| 10470 | 480. | 0.419 | 2.671 | 0.638 | 0.227 | 0.342 | 0.825 |
| 10474 | 506. | 0.417 | 2.721 | 0.625 | 0.166 | 0.354 | 0.745 |
| MEAN | 455. | 0.465 | 2.725 | 0.659 | 0.204 | 0.354 | 0.754 |
| S.D. | 48.9 | 0.0482 | 0.1227 | 0.0461 | 0.0317 | 0.0261 | 0.0657 |
| S.E. | 15.5 | 0.0152 | 0.0388 | 0.0146 | 0.0100 | 0.0083 | 0.0208 |
| N | 10 | 10 | 10 | 10 | 10 | 10 | 10 |

FBW = FINAL BODY WEIGHT

TABLE A18

PROJECT NO.:WIL-402023 A 90-DAY DERMAL STUDY UTILIZING CLARIFIED OILS IN RATS 

SPONSOR:AMERICAN PETROLEUM INDIVIDUAL ORGAN WTS. RELATIVE TO FINAL BODY WTS. [G/100 G]

MALE GROUP: 25 MG/KG/DAY

| ANIMAL | FBW(G) | BRAIN | LIVER | KIDNEYS | SPLEEN | HEART | TESTES |
|---|---|---|---|---|---|---|---|
| 10429 | 413. | 0.528 | 3.196 | 0.685 | 0.220 | 0.361 | 0.809 |
| 10441 | 440. | 0.495 | 3.345 | 0.677 | 0.239 | 0.343 | 0.820 |
| 10442 | 356. | 0.562 | 3.612 | 0.697 | 0.250 | 0.416 | 0.969 |
| 10455 | 442. | 0.475 | 3.308 | 0.658 | 0.215 | 0.344 | 0.894 |
| 10458 | 526. | 0.420 | 3.646 | 0.637 | 0.293 | 0.361 | 0.681 |
| 10463 | 512. | 0.408 | 3.238 | 0.574 | 0.219 | 0.355 | 0.828 |
| 10464 | 425. | 0.478 | 3.259 | 0.713 | 0.205 | 0.426 | 0.936 |
| 10466 | 482. | 0.448 | 3.336 | 0.680 | 0.305 | 0.392 | 0.728 |
| 10471 | 484. | 0.444 | 3.143 | 0.690 | 0.184 | 0.496 | 0.808 |
| 10473 | 462. | 0.478 | 3.076 | 0.595 | 0.193 | 0.325 | 0.766 |
| MEAN | 454. | 0.474 | 3.316 | 0.661 | 0.232 | 0.382 | 0.824 |
| S.D. | 50.3 | 0.0470 | 0.1855 | 0.0453 | 0.0403 | 0.0516 | 0.0895 |
| S.E. | 15.9 | 0.0149 | 0.0587 | 0.0143 | 0.0127 | 0.0163 | 0.0283 |
| N | 10 | 10 | 10 | 10 | 10 | 10 | 10 |

FBW = FINAL BODY WEIGHT

TABLE A18

PROJECT NO.:WIL-402023 A 90-DAY DERMAL STUDY UTILIZING CLARIFIED OILS IN RATS 

SPONSOR:AMERICAN PETROLEUM INDIVIDUAL ORGAN WTS. RELATIVE TO FINAL BODY WTS. [G/100 G]

MALE GROUP: 50 MG/KG/DAY

| ANIMAL | FBW(G) | BRAIN | LIVER | KIDNEYS | SPLEEN | HEART | TESTES |
|---|---|---|---|---|---|---|---|
| 10424 | 410. | 0.488 | 3.761 | 0.712 | 0.202 | 0.366 | 0.876 |
| 10439 | 388. | 0.539 | 3.588 | 0.874 | 0.193 | 0.585 | 0.840 |
| 10440 | 386. | 0.492 | 4.337 | 0.723 | 0.207 | 0.342 | 1.052 |
| 10450 | 397. | 0.499 | 3.650 | 0.688 | 0.252 | 0.380 | 0.912 |
| 10472 | 387. | 0.514 | 4.134 | 0.716 | 0.222 | 0.385 | 0.886 |
| MEAN | 394. | 0.506 | 3.894 | 0.742 | 0.215 | 0.412 | 0.913 |
| S.D. | 10.2 | 0.0207 | 0.3260 | 0.0746 | 0.0229 | 0.0984 | 0.0817 |
| S.E. | 4.5 | 0.0092 | 0.1458 | 0.0334 | 0.0102 | 0.0440 | 0.0365 |
| N | 5 | 5 | 5 | 5 | 5 | 5 | 5 |

FBW = FINAL BODY WEIGHT

TABLE A18

PROJECT NO.:WIL-402023 A 90-DAY DERMAL STUDY UTILIZING CLARIFIED OILS IN RATS 

SPONSOR:AMERICAN PETROLEUM INDIVIDUAL ORGAN WTS. RELATIVE TO FINAL BODY WTS. [G/100 G]

MALE GROUP: UNTREATED

| ANIMAL | EPIDIDYMIDES | PROSTATE | THYMUS | ADRENAL GLANDS | PITUITARY | THYROIDS /PARATHY |
|---|---|---|---|---|---|---|
| 10419 | 0.299 | 0.329 | 0.046 | 0.015 | 0.004 | 0.005 |
| 10430 | 0.286 | 0.187 | 0.048 | 0.012 | 0.003 | 0.004 |
| 10437 | 0.325 | 0.355 | 0.056 | 0.014 | 0.003 | 0.004 |
| 10444 | 0.309 | 0.309 | 0.051 | 0.012 | 0.003 | 0.004 |
| 10445 | 0.317 | 0.193 | 0.060 | 0.012 | 0.003 | 0.005 |
| 10447 | 0.170 | 0.236 | 0.040 | 0.014 | 0.003 | 0.004 |
| 10456 | 0.252 | 0.143 | 0.041 | 0.010 | 0.002 | 0.004 |
| 10460 | 0.356 | 0.208 | 0.038 | 0.013 | 0.003 | 0.006 |
| 10462 | 0.302 | 0.204 | 0.033 | 0.011 | 0.004 | 0.007 |
| 10477 | 0.258 | 0.157 | 0.035 | 0.013 | 0.003 | 0.004 |
| MEAN | 0.287 | 0.232 | 0.045 | 0.012 | 0.003 | 0.005 |
| S.D. | 0.0515 | 0.0737 | 0.0088 | 0.0015 | 0.0005 | 0.0011 |
| S.E. | 0.0163 | 0.0233 | 0.0028 | 0.0005 | 0.0002 | 0.0003 |
| N | 10 | 10 | 10 | 10 | 10 | 10 |

TABLE A18

PROJECT NO.:WIL-402023 A 90-DAY DERMAL STUDY UTILIZING CLARIFIED OILS IN RATS 

SPONSOR:AMERICAN PETROLEUM INDIVIDUAL ORGAN WTS. RELATIVE TO FINAL BODY WTS. [G/100 G]

MALE GROUP: 0 MG/KG/DAY

| ANIMAL | EPIDIDYMIDES | PROSTATE | THYMUS | ADRENAL GLANDS | PITUITARY | THYROIDS /PARATHY |
|---|---|---|---|---|---|---|
| 10420 | 0.318 | 0.218 | 0.047 | 0.014 | 0.003 | 0.005 |
| 10432 | 0.277 | 0.215 | 0.062 | 0.013 | 0.003 | 0.004 |
| 10438 | 0.249 | 0.174 | 0.042 | 0.014 | 0.003 | 0.005 |
| 10443 | 0.289 | 0.177 | 0.074 | 0.011 | 0.003 | 0.004 |
| 10457 | 0.295 | 0.207 | 0.081 | 0.016 | 0.003 | 0.006 |
| 10459 | 0.309 | 0.242 | 0.047 | 0.018 | 0.003 | 0.005 |
| 10467 | 0.255 | 0.215 | 0.042 | 0.012 | 0.003 | 0.004 |
| 10469 | 0.239 | 0.229 | 0.051 | 0.014 | 0.003 | 0.005 |
| 10475 | 0.292 | 0.142 | 0.060 | 0.010 | 0.004 | 0.005 |
| 10476 | 0.281 | 0.260 | 0.082 | 0.015 | 0.003 | 0.004 |
| MEAN | 0.280 | 0.208 | 0.059 | 0.014 | 0.003 | 0.005 |
| S.D. | 0.0258 | 0.0350 | 0.0154 | 0.0022 | 0.0003 | 0.0007 |
| S.E. | 0.0082 | 0.0111 | 0.0049 | 0.0007 | 0.0001 | 0.0002 |
| N | 10 | 10 | 10 | 10 | 10 | 10 |

TABLE A18

PROJECT NO.:WIL-402023 A 90-DAY DERMAL STUDY UTILIZING CLARIFIED OILS IN RATS 

SPONSOR:AMERICAN PETROLEUM INDIVIDUAL ORGAN WTS. RELATIVE TO FINAL BODY WTS. [G/100 G]

MALE GROUP: 5 MG/KG/DAY

| ANIMAL | EPIDIDYMIDES | PROSTATE | THYMUS | ADRENAL GLANDS | PITUITARY | THYROIDS /PARATHY |
|---|---|---|---|---|---|---|
| 10425 | 0.315 | 0.212 | 0.024 | 0.011 | 0.003 | 0.005 |
| 10426 | 0.287 | 0.292 | 0.028 | 0.016 | 0.004 | 0.004 |
| 10435 | 0.352 | 0.253 | 0.059 | 0.016 | 0.003 | 0.006 |
| 10436 | 0.233 | 0.274 | 0.062 | 0.016 | 0.003 | 0.008 |
| 10446 | 0.274 | 0.253 | 0.064 | 0.014 | 0.003 | 0.005 |
| 10449 | 0.296 | 0.266 | 0.057 | 0.016 | 0.003 | 0.005 |
| 10453 | 0.325 | 0.251 | 0.053 | 0.015 | 0.003 | 0.004 |
| 10465 | 0.340 | 0.308 | 0.047 | 0.014 | 0.003 | 0.005 |
| 10470 | 0.302 | 0.269 | 0.034 | 0.011 | 0.002 | 0.005 |
| 10474 | 0.306 | 0.296 | 0.040 | 0.012 | 0.003 | 0.004 |
| MEAN | 0.303 | 0.267 | 0.047 | 0.014 | 0.003 | 0.005 |
| S.D. | 0.0340 | 0.0276 | 0.0147 | 0.0021 | 0.0005 | 0.0012 |
| S.E. | 0.0107 | 0.0087 | 0.0046 | 0.0007 | 0.0002 | 0.0004 |
| N | 10 | 10 | 10 | 10 | 10 | 10 |

TABLE A18

PROJECT NO.:WIL-402023 A 90-DAY DERMAL STUDY UTILIZING CLARIFIED OILS IN RATS 

SPONSOR:AMERICAN PETROLEUM INDIVIDUAL ORGAN WTS. RELATIVE TO FINAL BODY WTS. [G/100 G]

MALE GROUP: 25 MG/KG/DAY

| ANIMAL | EPIDIDYMIDES | PROSTATE | THYMUS | ADRENAL GLANDS | PITUITARY | THYROIDS /PARATHY |
|---|---|---|---|---|---|---|
| 10429 | 0.315 | 0.230 | 0.028 | 0.017 | 0.003 | 0.005 |
| 10441 | 0.307 | 0.236 | 0.020 | 0.016 | 0.003 | 0.005 |
| 10442 | 0.354 | 0.222 | 0.032 | 0.015 | 0.003 | 0.007 |
| 10455 | 0.305 | 0.215 | 0.040 | 0.016 | 0.004 | 0.006 |
| 10458 | 0.241 | 0.192 | 0.019 | 0.013 | 0.003 | 0.005 |
| 10463 | 0.227 | 0.188 | 0.038 | 0.013 | 0.003 | 0.005 |
| 10464 | 0.304 | 0.264 | 0.042 | 0.017 | 0.003 | 0.006 |
| 10466 | 0.278 | 0.249 | 0.031 | 0.015 | 0.003 | 0.006 |
| 10471 | 0.289 | 0.248 | 0.014 | 0.013 | 0.003 | 0.006 |
| 10473 | 0.286 | 0.316 | 0.048 | 0.017 | 0.003 | 0.006 |
| MEAN | 0.291 | 0.236 | 0.031 | 0.015 | 0.003 | 0.006 |
| S.D. | 0.0364 | 0.0372 | 0.0111 | 0.0019 | 0.0004 | 0.0007 |
| S.E. | 0.0115 | 0.0118 | 0.0035 | 0.0006 | 0.0001 | 0.0002 |
| N | 10 | 10 | 10 | 10 | 10 | 10 |

TABLE A18

PROJECT NO.:WIL-402023 A 90-DAY DERMAL STUDY UTILIZING CLARIFIED OILS IN RATS 

SPONSOR:AMERICAN PETROLEUM INDIVIDUAL ORGAN WTS. RELATIVE TO FINAL BODY WTS. [G/100 G]

MALE GROUP: 50 MG/KG/DAY

| ANIMAL | EPIDIDYMIDES | PROSTATE | THYMUS | ADRENAL GLANDS | PITUITARY | THYROIDS /PARATHY |
|---|---|---|---|---|---|---|
| 10424 | 0.302 | 0.173 | 0.019 | 0.015 | 0.003 | 0.006 |
| 10439 | 0.309 | 0.253 | 0.013 | 0.016 | 0.004 | 0.006 |
| 10440 | 0.360 | 0.267 | 0.029 | 0.018 | 0.003 | 0.006 |
| 10450 | 0.350 | 0.207 | 0.026 | 0.015 | 0.003 | 0.008 |
| 10472 | 0.318 | 0.204 | 0.021 | 0.012 | 0.004 | 0.007 |
| MEAN | 0.328 | 0.221 | 0.021 | 0.015 | 0.003 | 0.007 |
| S.D. | 0.0256 | 0.0383 | 0.0061 | 0.0022 | 0.0004 | 0.0009 |
| S.E. | 0.0115 | 0.0171 | 0.0027 | 0.0010 | 0.0002 | 0.0004 |
| N | 5 | 5 | 5 | 5 | 5 | 5 |

TABLE A18

PROJECT NO.:WIL-402023 A 90-DAY DERMAL STUDY UTILIZING CLARIFIED OILS IN RATS 

SPONSOR:AMERICAN PETROLEUM INDIVIDUAL ORGAN WTS. RELATIVE TO FINAL BODY WTS. [G/100 G]

FEMALE GROUP: UNTREATED

| ANIMAL | FBW(G) | BRAIN | LIVER | KIDNEYS | SPLEEN | HEART |
|---|---|---|---|---|---|---|
| 10486 | 286. | 0.657 | 2.661 | 0.678 | 0.199 | 0.357 |
| 10491 | 274. | 0.708 | 2.515 | 0.620 | 0.226 | 0.409 |
| 10494 | 281. | 0.687 | 2.861 | 0.655 | 0.242 | 0.370 |
| 10495 | 239. | 0.828 | 2.728 | 0.674 | 0.192 | 0.406 |
| 10496 | 274. | 0.686 | 2.412 | 0.566 | 0.186 | 0.365 |
| 10499 | 251. | 0.733 | 2.534 | 0.685 | 0.183 | 0.343 |
| 10511 | 271. | 0.694 | 2.989 | 0.775 | 0.177 | 0.399 |
| 10512 | 244. | 0.799 | 2.766 | 0.664 | 0.213 | 0.451 |
| 10514 | 259. | 0.784 | 2.768 | 0.826 | 0.193 | 0.382 |
| 10536 | 274. | 0.730 | 2.657 | 0.737 | 0.204 | 0.361 |
| MEAN | 265. | 0.731 | 2.689 | 0.688 | 0.202 | 0.384 |
| S.D. | 16.1 | 0.0560 | 0.1720 | 0.0750 | 0.0203 | 0.0321 |
| S.E. | 5.1 | 0.0177 | 0.0544 | 0.0237 | 0.0064 | 0.0102 |
| N | 10 | 10 | 10 | 10 | 10 | 10 |

FBW = FINAL BODY WEIGHT

TABLE A18

PROJECT NO.:WIL-402023 A 90-DAY DERMAL STUDY UTILIZING CLARIFIED OILS IN RATS 

SPONSOR:AMERICAN PETROLEUM INDIVIDUAL ORGAN WTS. RELATIVE TO FINAL BODY WTS. [G/100 G]

FEMALE GROUP: 0 MG/KG/DAY

| ANIMAL | FBW(G) | BRAIN | LIVER | KIDNEYS | SPLEEN | HEART |
|---|---|---|---|---|---|---|
| 10481 | 289. | 0.626 | 2.564 | 0.657 | 0.176 | 0.401 |
| 10505 | 278. | 0.705 | 2.827 | 0.640 | 0.230 | 0.439 |
| 10489 | 264. | 0.716 | 2.856 | 0.754 | 0.208 | 0.424 |
| 10502 | 310. | 0.616 | 2.374 | 0.677 | 0.181 | 0.400 |
| 10519 | 318. | 0.610 | 2.453 | 0.635 | 0.208 | 0.381 |
| 10478 | 338. | 0.574 | 2.571 | 0.589 | 0.210 | 0.367 |
| 10530 | 263. | 0.760 | 2.593 | 0.639 | 0.221 | 0.426 |
| 10534 | 268. | 0.683 | 2.705 | 0.716 | 0.198 | 0.347 |
| 10535 | 301. | 0.671 | 2.615 | 0.661 | 0.246 | 0.399 |
| 10537 | 233. | 0.871 | 2.704 | 0.785 | 0.210 | 0.459 |
| MEAN | 286. | 0.683 | 2.626 | 0.675 | 0.209 | 0.404 |
| S.D. | 31.2 | 0.0869 | 0.1518 | 0.0598 | 0.0209 | 0.0340 |
| S.E. | 9.9 | 0.0275 | 0.0480 | 0.0189 | 0.0066 | 0.0107 |
| N | 10 | 10 | 10 | 10 | 10 | 10 |

FBW = FINAL BODY WEIGHT

TABLE A18

PROJECT NO.:WIL-402023 A 90-DAY DERMAL STUDY UTILIZING CLARIFIED OILS IN RATS 

SPONSOR:AMERICAN PETROLEUM INDIVIDUAL ORGAN WTS. RELATIVE TO FINAL BODY WTS. [G/100 G]

FEMALE GROUP: 5 MG/KG/DAY

| ANIMAL | FBW(G) | BRAIN | LIVER | KIDNEYS | SPLEEN | HEART |
|---|---|---|---|---|---|---|
| 10479 | 257. | 0.728 | 3.222 | 0.638 | 0.296 | 0.424 |
| 10482 | 282. | 0.652 | 2.738 | 0.596 | 0.199 | 0.344 |
| 10490 | 250. | 0.736 | 2.656 | 0.623 | 0.191 | 0.493 |
| 10501 | 305. | 0.675 | 2.866 | 0.623 | 0.200 | 0.384 |
| 10508 | 268. | 0.728 | 3.071 | 0.701 | 0.239 | 0.396 |
| 10513 | 283. | 0.654 | 3.170 | 0.611 | 0.223 | 0.343 |
| 10520 | 286. | 0.696 | 2.587 | 0.647 | 0.182 | 0.360 |
| 10521 | 286. | 0.657 | 2.867 | 0.745 | 0.171 | 0.413 |
| 10531 | 284. | 0.658 | 3.039 | 0.711 | 0.246 | 0.366 |
| 10532 | 278. | 0.730 | 2.989 | 0.676 | 0.241 | 0.363 |
| MEAN | 278. | 0.691 | 2.920 | 0.657 | 0.219 | 0.389 |
| S.D. | 15.8 | 0.0359 | 0.2146 | 0.0490 | 0.0377 | 0.0458 |
| S.E. | 5.0 | 0.0113 | 0.0679 | 0.0155 | 0.0119 | 0.0145 |
| N | 10 | 10 | 10 | 10 | 10 | 10 |

FBW = FINAL BODY WEIGHT

TABLE A18

PROJECT NO.:WIL-402023 A 90-DAY DERMAL STUDY UTILIZING CLARIFIED OILS IN RATS 

SPONSOR:AMERICAN PETROLEUM INDIVIDUAL ORGAN WTS. RELATIVE TO FINAL BODY WTS. [G/100 G]

FEMALE GROUP: 25 MG/KG/DAY

| ANIMAL | FBW(G) | BRAIN | LIVER | KIDNEYS | SPLEEN | HEART |
|---|---|---|---|---|---|---|
| 10485 | 244. | 0.824 | 3.844 | 0.725 | 0.262 | 0.402 |
| 10492 | 245. | 0.739 | 3.592 | 0.714 | 0.241 | 0.433 |
| 10497 | 232. | 0.802 | 4.108 | 0.845 | 0.254 | 0.478 |
| 10498 | 274. | 0.748 | 3.588 | 0.628 | 0.252 | 0.372 |
| 10500 | 273. | 0.707 | 3.733 | 0.780 | 0.209 | 0.443 |
| 10504 | 229. | 0.799 | 3.830 | 0.856 | 0.231 | 0.472 |
| 10506 | 236. | 0.784 | 3.521 | 0.720 | 0.250 | 0.441 |
| 10509 | 247. | 0.757 | 3.599 | 0.692 | 0.255 | 0.385 |
| 10515 | 256. | 0.711 | 4.266 | 0.656 | 0.316 | 0.398 |
| MEAN | 248. | 0.763 | 3.787 | 0.735 | 0.252 | 0.425 |
| S.D. | 16.4 | 0.0413 | 0.2559 | 0.0783 | 0.0289 | 0.0376 |
| S.E. | 5.5 | 0.0138 | 0.0853 | 0.0261 | 0.0096 | 0.0125 |
| N | 9 | 9 | 9 | 9 | 9 | 9 |

FBW = FINAL BODY WEIGHT

TABLE A18

PROJECT NO.:WIL-402023 A 90-DAY DERMAL STUDY UTILIZING CLARIFIED OILS IN RATS 

SPONSOR:AMERICAN PETROLEUM INDIVIDUAL ORGAN WTS. RELATIVE TO FINAL BODY WTS. [G/100 G]

FEMALE GROUP: 50 MG/KG/DAY

| ANIMAL | FBW(G) | BRAIN | LIVER | KIDNEYS | SPLEEN | HEART |
|---|---|---|---|---|---|---|
| 10484 | 264. | 0.712 | 3.534 | 0.591 | 0.284 | 0.337 |
| 10503 | 236. | 0.720 | 4.271 | 0.682 | 0.237 | 0.398 |
| 10516 | 270. | 0.700 | 4.104 | 0.685 | 0.267 | 0.437 |
| 10517 | 263. | 0.734 | 4.141 | 0.700 | 0.312 | 0.479 |
| 10526 | 256. | 0.754 | 3.863 | 0.680 | 0.277 | 0.461 |
| 10527 | 220. | 0.768 | 3.786 | 0.700 | 0.186 | 0.441 |
| 10529 | 248. | 0.782 | 3.923 | 0.685 | 0.250 | 0.387 |
| MEAN | 251. | 0.739 | 3.946 | 0.675 | 0.259 | 0.420 |
| S.D. | 17.8 | 0.0304 | 0.2487 | 0.0378 | 0.0401 | 0.0488 |
| S.E. | 6.7 | 0.0115 | 0.0940 | 0.0143 | 0.0151 | 0.0185 |
| N | 7 | 7 | 7 | 7 | 7 | 7 |

FBW = FINAL BODY WEIGHT

TABLE A18

PROJECT NO.:WIL-402023 A 90-DAY DERMAL STUDY UTILIZING CLARIFIED OILS IN RATS 

SPONSOR:AMERICAN PETROLEUM INDIVIDUAL ORGAN WTS. RELATIVE TO FINAL BODY WTS. [G/100 G]

FEMALE GROUP: UNTREATED

| ANIMAL | UTERUS | THYMUS | OVARIES/ OVIDUCTS | ADRENAL GLANDS | PITU ITARY | THYROIDS /PARATHY |
|---|---|---|---|---|---|---|
| 10486 | 0.304 | 0.080 | 0.046 | 0.023 | 0.006 | 0.006 |
| 10491 | 0.369 | 0.111 | 0.047 | 0.022 | 0.006 | 0.006 |
| 10494 | 0.181 | 0.084 | 0.053 | 0.029 | 0.007 | 0.008 |
| 10495 | 1.184 | 0.094 | 0.051 | 0.029 | 0.009 | 0.008 |
| 10496 | 0.226 | 0.120 | 0.043 | 0.024 | 0.006 | 0.006 |
| 10499 | 0.199 | 0.061 | 0.048 | 0.022 | 0.009 | 0.005 |
| 10511 | 0.159 | 0.079 | 0.046 | 0.023 | 0.009 | 0.006 |
| 10512 | 0.242 | 0.132 | 0.050 | 0.031 | 0.007 | 0.008 |
| 10514 | 0.189 | 0.075 | 0.050 | 0.025 | 0.008 | 0.008 |
| 10536 | 0.325 | 0.129 | 0.058 | 0.027 | 0.007 | 0.007 |
| MEAN | 0.338 | 0.097 | 0.049 | 0.025 | 0.007 | 0.007 |
| S.D. | 0.3051 | 0.0248 | 0.0043 | 0.0032 | 0.0013 | 0.0011 |
| S.E. | 0.0965 | 0.0078 | 0.0014 | 0.0010 | 0.0004 | 0.0004 |
| N | 10 | 10 | 10 | 10 | 10 | 10 |

TABLE A18

PROJECT NO.:WIL-402023 A 90-DAY DERMAL STUDY UTILIZING CLARIFIED OILS IN RATS 

SPONSOR:AMERICAN PETROLEUM INDIVIDUAL ORGAN WTS. RELATIVE TO FINAL BODY WTS. [G/100 G]

FEMALE GROUP: 0 MG/KG/DAY

| ANIMAL | UTERUS | THYMUS | OVARIES/ OVIDUCTS | ADRENAL GLANDS | PITU ITARY | THYROIDS /PARATHY |
|---|---|---|---|---|---|---|
| 10481 | 0.183 | 0.066 | 0.039 | 0.023 | 0.006 | 0.007 |
| 10505 | 0.205 | 0.110 | 0.047 | 0.024 | 0.007 | 0.007 |
| 10489 | 0.182 | 0.098 | 0.043 | 0.025 | 0.009 | 0.007 |
| 10502 | 0.135 | 0.069 | 0.043 | 0.020 | 0.005 | 0.006 |
| 10519 | 0.267 | 0.074 | 0.043 | 0.021 | 0.005 | 0.006 |
| 10478 | 0.166 | 0.115 | 0.046 | 0.023 | 0.005 | 0.005 |
| 10530 | 0.175 | 0.100 | 0.043 | 0.023 | 0.008 | 0.006 |
| 10534 | 0.190 | 0.075 | 0.049 | 0.026 | 0.007 | 0.007 |
| 10535 | 0.223 | 0.088 | 0.041 | 0.023 | 0.007 | 0.008 |
| 10537 | 0.421 | 0.107 | 0.054 | 0.022 | 0.008 | 0.008 |
| MEAN | 0.215 | 0.090 | 0.045 | 0.023 | 0.007 | 0.007 |
| S.D. | 0.0804 | 0.0181 | 0.0044 | 0.0019 | 0.0015 | 0.0009 |
| S.E. | 0.0254 | 0.0057 | 0.0014 | 0.0006 | 0.0005 | 0.0003 |
| N | 10 | 10 | 10 | 10 | 10 | 10 |

TABLE A18

PROJECT NO.:WIL-402023 A 90-DAY DERMAL STUDY UTILIZING CLARIFIED OILS IN RATS 

SPONSOR:AMERICAN PETROLEUM INDIVIDUAL ORGAN WTS. RELATIVE TO FINAL BODY WTS. [G/100 G]

FEMALE GROUP: 5 MG/KG/DAY

| ANIMAL | UTERUS | THYMUS | OVARIES/ OVIDUCTS | ADRENAL GLANDS | PITU ITARY | THYROIDS /PARATHY |
|---|---|---|---|---|---|---|
| 10479 | 0.156 | 0.070 | 0.050 | 0.025 | 0.008 | 0.009 |
| 10482 | 0.319 | 0.096 | 0.046 | 0.024 | 0.006 | 0.006 |
| 10490 | 0.365 | 0.115 | 0.053 | 0.030 | 0.007 | 0.006 |
| 10501 | 0.285 | 0.132 | 0.045 | 0.026 | 0.007 | 0.006 |
| 10508 | 0.157 | 0.093 | 0.044 | 0.024 | 0.009 | 0.007 |
| 10513 | 0.208 | 0.086 | 0.040 | 0.020 | 0.007 | 0.006 |
| 10520 | 0.164 | 0.099 | 0.040 | 0.020 | 0.005 | 0.007 |
| 10521 | 0.234 | 0.080 | 0.056 | 0.028 | 0.007 | 0.006 |
| 10531 | 0.222 | 0.095 | 0.039 | 0.029 | 0.006 | 0.007 |
| 10532 | 0.237 | 0.081 | 0.045 | 0.025 | 0.008 | 0.007 |
| MEAN | 0.235 | 0.095 | 0.046 | 0.025 | 0.007 | 0.007 |
| S.D. | 0.0705 | 0.0180 | 0.0057 | 0.0035 | 0.0010 | 0.0009 |
| S.E. | 0.0223 | 0.0057 | 0.0018 | 0.0011 | 0.0003 | 0.0003 |
| N | 10 | 10 | 10 | 10 | 10 | 10 |

TABLE A18

PROJECT NO.:WIL-402023 A 90-DAY DERMAL STUDY UTILIZING CLARIFIED OILS IN RATS 

SPONSOR:AMERICAN PETROLEUM INDIVIDUAL ORGAN WTS. RELATIVE TO FINAL BODY WTS. [G/100 G]

FEMALE GROUP: 25 MG/KG/DAY

| ANIMAL | UTERUS | THYMUS | OVARIES/ OVIDUCTS | ADRENAL GLANDS | PITU ITARY | THYROIDS /PARATHY |
|---|---|---|---|---|---|---|
| 10485 | 0.324 | 0.094 | 0.055 | 0.030 | 0.005 | 0.008 |
| 10492 | 0.216 | 0.086 | 0.038 | 0.022 | 0.007 | 0.008 |
| 10497 | 0.289 | 0.050 | 0.037 | 0.033 | 0.007 | 0.008 |
| 10498 | 0.135 | 0.038 | 0.049 | 0.027 | 0.008 | 0.009 |
| 10500 | 0.260 | 0.076 | 0.049 | 0.025 | 0.007 | 0.010 |
| 10504 | 0.253 | 0.044 | 0.058 | 0.028 | 0.009 | 0.008 |
| 10506 | 0.750 | 0.080 | 0.042 | 0.023 | 0.006 | 0.008 |
| 10509 | 0.211 | 0.044 | 0.046 | 0.022 | 0.006 | 0.008 |
| 10515 | 0.191 | 0.042 | 0.046 | 0.031 | 0.009 | 0.007 |
| MEAN | 0.292 | 0.061 | 0.047 | 0.027 | 0.007 | 0.008 |
| S.D. | 0.1804 | 0.0221 | 0.0071 | 0.0042 | 0.0014 | 0.0008 |
| S.E. | 0.0601 | 0.0074 | 0.0024 | 0.0014 | 0.0005 | 0.0003 |
| N | 9 | 9 | 9 | 9 | 9 | 9 |

TABLE A18

PROJECT NO.:WIL-402023 A 90-DAY DERMAL STUDY UTILIZING CLARIFIED OILS IN RATS 

SPONSOR:AMERICAN PETROLEUM INDIVIDUAL ORGAN WTS. RELATIVE TO FINAL BODY WTS. [G/100 G]

FEMALE GROUP: 50 MG/KG/DAY

| ANIMAL | UTERUS | THYMUS | OVARIES/ OVIDUCTS | ADRENAL GLANDS | PITU ITARY | THYROIDS /PARATHY |
|---|---|---|---|---|---|---|
| 10484 | 0.172 | 0.036 | 0.060 | 0.022 | 0.006 | 0.021 |
| 10503 | 0.233 | 0.082 | 0.038 | 0.029 | 0.009 | 0.010 |
| 10516 | 0.570 | 0.018 | 0.051 | 0.024 | 0.006 | 0.009 |
| 10517 | 0.460 | 0.036 | 0.033 | 0.025 | 0.007 | 0.008 |
| 10526 | 0.285 | 0.046 | 0.054 | 0.028 | 0.008 | 0.007 |
| 10527 | 0.195 | 0.048 | 0.070 | 0.032 | 0.007 | 0.008 |
| 10529 | 0.339 | 0.034 | 0.041 | 0.022 | 0.007 | 0.008 |
| MEAN | 0.322 | 0.043 | 0.050 | 0.026 | 0.007 | 0.010 |
| S.D. | 0.1466 | 0.0201 | 0.0132 | 0.0039 | 0.0011 | 0.0049 |
| S.E. | 0.0554 | 0.0076 | 0.0050 | 0.0015 | 0.0004 | 0.0018 |
| N | 7 | 7 | 7 | 7 | 7 | 7 |

POFBWv4.29
09/01/2011

TABLE A19

PROJECT NO.:WIL-402023 A 90-DAY DERMAL STUDY UTILIZING CLARIFIED OILS IN RATS 

SPONSOR:AMERICAN PETROLEUM INDIVIDUAL ORGAN WEIGHTS RELATIVE TO BRAIN WEIGHTS [G/100 G]

MALE GROUP: UNTREATED

| ANIMAL | FBW(G) | BRAIN WT (GRAMS) | LIVER | KIDNEYS | SPLEEN | HEART | TESTES |
|---|---|---|---|---|---|---|---|
| 10419 | 492. | 2.20 | 584.545 | 148.636 | 40.000 | 113.182 | 161.364 |
| 10430 | 524. | 2.10 | 591.429 | 170.952 | 50.476 | 80.952 | 187.143 |
| 10437 | 468. | 2.18 | 599.083 | 150.917 | 39.450 | 82.569 | 164.220 |
| 10444 | 446. | 2.04 | 610.784 | 140.686 | 40.196 | 72.549 | 168.627 |
| 10445 | 441. | 2.04 | 565.686 | 129.412 | 40.196 | 79.902 | 161.275 |
| 10447 | 513. | 2.05 | 617.561 | 167.317 | 52.683 | 83.415 | 106.341 |
| 10456 | 551. | 2.10 | 678.095 | 163.333 | 37.143 | 72.381 | 173.333 |
| 10460 | 424. | 1.89 | 524.868 | 151.852 | 32.804 | 74.603 | 180.952 |
| 10462 | 470. | 2.17 | 548.387 | 139.171 | 29.954 | 86.175 | 165.438 |
| 10477 | 554. | 2.19 | 666.667 | 162.557 | 56.164 | 81.735 | 153.425 |
| MEAN | 488. | 2.10 | 598.711 | 152.483 | 41.907 | 82.746 | 162.212 |
| S.D. | 46.0 | 0.096 | 48.0171 | 13.5265 | 8.5426 | 11.6839 | 21.9908 |
| S.E. | 14.6 | 0.030 | 15.1843 | 4.2775 | 2.7014 | 3.6948 | 6.9541 |
| N | 10 | 10 | 10 | 10 | 10 | 10 | 10 |

FBW = FINAL BODY WEIGHT

TABLE A19

PROJECT NO.:WIL-402023 A 90-DAY DERMAL STUDY UTILIZING CLARIFIED OILS IN RATS 

SPONSOR:AMERICAN PETROLEUM INDIVIDUAL ORGAN WEIGHTS RELATIVE TO BRAIN WEIGHTS [G/100 G]

MALE GROUP: 0 MG/KG/DAY

| ANIMAL | FBW(G) | BRAIN WT (GRAMS) | LIVER | KIDNEYS | SPLEEN | HEART | TESTES |
|---|---|---|---|---|---|---|---|
| 10420 | 431. | 2.03 | 568.025 | 160.465 | 37.901 | 67.435 | 180.646 |
| 10432 | 470. | 2.04 | 590.686 | 153.431 | 38.235 | 85.294 | 162.255 |
| 10438 | 530. | 2.17 | 598.157 | 170.046 | 40.092 | 79.724 | 146.083 |
| 10443 | 447. | 2.15 | 532.558 | 164.186 | 33.488 | 73.488 | 148.837 |
| 10457 | 454. | 2.25 | 509.778 | 144.444 | 42.222 | 67.556 | 139.556 |
| 10459 | 475. | 2.14 | 547.196 | 170.093 | 36.916 | 97.196 | 166.355 |
| 10467 | 573. | 2.07 | 714.493 | 185.507 | 57.488 | 85.990 | 203.382 |
| 10469 | 489. | 2.08 | 677.404 | 143.269 | 34.135 | 96.635 | 147.596 |
| 10475 | 473. | 2.04 | 569.608 | 137.745 | 38.725 | 71.078 | 190.686 |
| 10476 | 470. | 2.13 | 551.643 | 152.113 | 39.906 | 83.099 | 165.258 |
| MEAN | 481. | 2.11 | 585.955 | 158.130 | 39.911 | 80.749 | 165.065 |
| S.D. | 41.7 | 0.070 | 64.0994 | 14.7525 | 6.7178 | 10.9298 | 20.9670 |
| S.E. | 13.2 | 0.022 | 20.2700 | 4.6651 | 2.1244 | 3.4563 | 6.6303 |
| N | 10 | 10 | 10 | 10 | 10 | 10 | 10 |

FBW = FINAL BODY WEIGHT

TABLE A19

PROJECT NO.:WIL-402023 A 90-DAY DERMAL STUDY UTILIZING CLARIFIED OILS IN RATS 

SPONSOR:AMERICAN PETROLEUM INDIVIDUAL ORGAN WEIGHTS RELATIVE TO BRAIN WEIGHTS [G/100 G]

MALE GROUP: 5 MG/KG/DAY

| ANIMAL | FBW(G) | BRAIN WT (GRAMS) | LIVER | KIDNEYS | SPLEEN | HEART | TESTES |
|---|---|---|---|---|---|---|---|
| 10425 | 476. | 2.07 | 665.701 | 158.937 | 48.792 | 86.957 | 154.106 |
| 10426 | 487. | 2.27 | 543.172 | 133.040 | 50.661 | 66.079 | 165.639 |
| 10435 | 383. | 2.13 | 456.807 | 138.028 | 39.437 | 59.624 | 161.033 |
| 10436 | 514. | 2.05 | 682.927 | 167.317 | 54.146 | 95.610 | 175.610 |
| 10446 | 419. | 2.04 | 561.275 | 129.412 | 29.902 | 75.000 | 145.098 |
| 10449 | 433. | 2.13 | 584.038 | 139.906 | 49.296 | 79.343 | 153.991 |
| 10453 | 378. | 1.91 | 541.361 | 125.654 | 39.791 | 65.445 | 142.408 |
| 10465 | 477. | 2.24 | 601.786 | 134.375 | 37.946 | 76.786 | 160.268 |
| 10470 | 480. | 2.01 | 637.811 | 152.239 | 54.229 | 81.592 | 197.015 |
| 10474 | 506. | 2.11 | 652.607 | 149.763 | 39.810 | 84.834 | 178.673 |
| MEAN | 455. | 2.10 | 592.748 | 142.867 | 44.401 | 77.127 | 163.384 |
| S.D. | 48.9 | 0.106 | 69.7570 | 13.6204 | 8.1161 | 11.0150 | 16.6108 |
| S.E. | 15.5 | 0.034 | 22.0591 | 4.3071 | 2.5665 | 3.4833 | 5.2528 |
| N | 10 | 10 | 10 | 10 | 10 | 10 | 10 |

FBW = FINAL BODY WEIGHT

TABLE A19

PROJECT NO.:WIL-402023 A 90-DAY DERMAL STUDY UTILIZING CLARIFIED OILS IN RATS PAGE 4

SPONSOR:AMERICAN PETROLEUM INDIVIDUAL ORGAN WEIGHTS RELATIVE TO BRAIN WEIGHTS [G/100 G]

MALE GROUP: 25 MG/KG/DAY

| ANIMAL | FBW(G) | BRAIN WT (GRAMS) | LIVER | KIDNEYS | SPLEEN | HEART | TESTES |
|---|---|---|---|---|---|---|---|
| 10429 | 413. | 2.18 | 605.505 | 129.817 | 41.743 | 68.349 | 153.211 |
| 10441 | 440. | 2.18 | 675.229 | 136.697 | 48.165 | 69.266 | 165.596 |
| 10442 | 356. | 2.00 | 643.000 | 124.000 | 44.500 | 74.000 | 172.500 |
| 10455 | 442. | 2.10 | 696.191 | 138.571 | 45.238 | 72.381 | 188.095 |
| 10458 | 526. | 2.21 | 867.873 | 151.584 | 69.683 | 85.973 | 161.991 |
| 10463 | 512. | 2.09 | 793.302 | 140.670 | 53.589 | 87.081 | 202.871 |
| 10464 | 425. | 2.03 | 682.266 | 149.261 | 42.857 | 89.163 | 196.059 |
| 10466 | 482. | 2.16 | 744.444 | 151.852 | 68.056 | 87.500 | 162.500 |
| 10471 | 484. | 2.15 | 707.442 | 155.349 | 41.395 | 111.628 | 181.860 |
| 10473 | 462. | 2.21 | 642.986 | 124.434 | 40.271 | 67.873 | 160.181 |
| MEAN | 454. | 2.13 | 705.824 | 140.224 | 49.550 | 81.321 | 174.487 |
| S.D. | 50.3 | 0.073 | 78.1378 | 11.5993 | 10.8958 | 13.7476 | 16.8349 |
| S.E. | 15.9 | 0.023 | 24.7093 | 3.6680 | 3.4455 | 4.3474 | 5.3237 |
| N | 10 | 10 | 10 | 10 | 10 | 10 | 10 |

FBW = FINAL BODY WEIGHT

TABLE A19

PROJECT NO.:WIL-402023 A 90-DAY DERMAL STUDY UTILIZING CLARIFIED OILS IN RATS 

SPONSOR:AMERICAN PETROLEUM INDIVIDUAL ORGAN WEIGHTS RELATIVE TO BRAIN WEIGHTS [G/100 G]

MALE GROUP: 50 MG/KG/DAY

| ANIMAL | FBW(G) | BRAIN WT (GRAMS) | LIVER | KIDNEYS | SPLEEN | HEART | TESTES |
|---|---|---|---|---|---|---|---|
| 10424 | 410. | 2.00 | 771.000 | 146.000 | 41.500 | 75.000 | 179.500 |
| 10439 | 388. | 2.09 | 666.029 | 162.201 | 35.885 | 108.612 | 155.981 |
| 10440 | 386. | 1.90 | 881.053 | 146.842 | 42.105 | 69.474 | 213.684 |
| 10450 | 397. | 1.98 | 731.818 | 137.879 | 50.505 | 76.263 | 182.828 |
| 10472 | 387. | 1.99 | 804.020 | 139.196 | 43.216 | 74.874 | 172.362 |
| MEAN | 394. | 1.99 | 770.784 | 146.424 | 42.642 | 80.845 | 180.871 |
| S.D. | 10.2 | 0.068 | 80.2431 | 9.6764 | 5.2298 | 15.7413 | 21.0615 |
| S.E. | 4.5 | 0.030 | 35.8858 | 4.3274 | 2.3388 | 7.0397 | 9.4190 |
| N | 5 | 5 | 5 | 5 | 5 | 5 | 5 |

FBW = FINAL BODY WEIGHT

TABLE A19

PROJECT NO.:WIL-402023 A 90-DAY DERMAL STUDY UTILIZING CLARIFIED OILS IN RATS 

SPONSOR:AMERICAN PETROLEUM INDIVIDUAL ORGAN WEIGHTS RELATIVE TO BRAIN WEIGHTS [G/100 G]

MALE GROUP: UNTREATED

| ANIMAL | EPIDIDYMIDES | PROSTATE | THYMUS | ADRENAL GLANDS | PITUITARY | THYROIDS /PARATHY |
|---|---|---|---|---|---|---|
| 10419 | 66.818 | 73.636 | 10.200 | 3.286 | 0.818 | 1.032 |
| 10430 | 71.429 | 46.667 | 11.910 | 3.024 | 0.633 | 1.057 |
| 10437 | 69.725 | 76.147 | 12.023 | 2.908 | 0.725 | 0.927 |
| 10444 | 67.647 | 67.647 | 11.059 | 2.603 | 0.593 | 0.936 |
| 10445 | 68.627 | 41.667 | 12.980 | 2.539 | 0.593 | 1.157 |
| 10447 | 42.439 | 59.024 | 10.112 | 3.512 | 0.815 | 0.932 |
| 10456 | 66.190 | 37.619 | 10.829 | 2.567 | 0.605 | 0.938 |
| 10460 | 79.894 | 46.561 | 8.571 | 2.952 | 0.619 | 1.238 |
| 10462 | 65.438 | 44.240 | 7.249 | 2.323 | 0.806 | 1.438 |
| 10477 | 65.297 | 39.726 | 8.927 | 3.242 | 0.726 | 1.037 |
| MEAN | 66.350 | 53.293 | 10.386 | 2.896 | 0.693 | 1.069 |
| S.D. | 9.4364 | 14.5722 | 1.7560 | 0.3832 | 0.0956 | 0.1663 |
| S.E. | 2.9841 | 4.6081 | 0.5553 | 0.1212 | 0.0302 | 0.0526 |
| N | 10 | 10 | 10 | 10 | 10 | 10 |

TABLE A19

PROJECT NO.:WIL-402023 A 90-DAY DERMAL STUDY UTILIZING CLARIFIED OILS IN RATS 

SPONSOR:AMERICAN PETROLEUM INDIVIDUAL ORGAN WEIGHTS RELATIVE TO BRAIN WEIGHTS [G/100 G]

MALE GROUP: 0 MG/KG/DAY

| ANIMAL | EPIDIDYMIDES | PROSTATE | THYMUS | ADRENAL GLANDS | PITUITARY | THYROIDS /PARATHY |
|---|---|---|---|---|---|---|
| 10420 | 67.435 | 46.269 | 9.889 | 2.870 | 0.689 | 1.147 |
| 10432 | 63.725 | 49.510 | 14.397 | 2.926 | 0.672 | 1.025 |
| 10438 | 60.829 | 42.396 | 10.304 | 3.373 | 0.687 | 1.101 |
| 10443 | 60.000 | 36.744 | 15.372 | 2.391 | 0.679 | 0.837 |
| 10457 | 59.556 | 41.778 | 16.267 | 3.164 | 0.587 | 1.187 |
| 10459 | 68.692 | 53.738 | 10.542 | 3.907 | 0.645 | 1.093 |
| 10467 | 70.531 | 59.420 | 11.527 | 3.444 | 0.821 | 1.092 |
| 10469 | 56.250 | 53.846 | 12.014 | 3.212 | 0.630 | 1.096 |
| 10475 | 67.647 | 32.843 | 13.828 | 2.299 | 0.833 | 1.172 |
| 10476 | 61.972 | 57.277 | 17.995 | 3.399 | 0.695 | 0.840 |
| MEAN | 63.664 | 47.382 | 13.214 | 3.099 | 0.694 | 1.059 |
| S.D. | 4.6986 | 8.8919 | 2.7802 | 0.4919 | 0.0778 | 0.1250 |
| S.E. | 1.4858 | 2.8119 | 0.8792 | 0.1556 | 0.0246 | 0.0395 |
| N | 10 | 10 | 10 | 10 | 10 | 10 |

TABLE A19

PROJECT NO.:WIL-402023 A 90-DAY DERMAL STUDY UTILIZING CLARIFIED OILS IN RATS 

SPONSOR:AMERICAN PETROLEUM INDIVIDUAL ORGAN WEIGHTS RELATIVE TO BRAIN WEIGHTS [G/100 G]

MALE GROUP: 5 MG/KG/DAY

| ANIMAL | EPIDIDYMIDES | PROSTATE | THYMUS | ADRENAL GLANDS | PITUITARY | THYROIDS /PARATHY |
|---|---|---|---|---|---|---|
| 10425 | 72.464 | 48.792 | 5.469 | 2.556 | 0.715 | 1.174 |
| 10426 | 61.674 | 62.555 | 5.921 | 3.445 | 0.877 | 0.868 |
| 10435 | 63.380 | 45.540 | 10.601 | 2.906 | 0.540 | 1.164 |
| 10436 | 58.537 | 68.780 | 15.629 | 4.132 | 0.722 | 1.932 |
| 10446 | 56.373 | 51.961 | 13.181 | 2.779 | 0.701 | 1.049 |
| 10449 | 60.094 | 53.991 | 11.610 | 3.282 | 0.573 | 1.000 |
| 10453 | 64.398 | 49.738 | 10.555 | 2.984 | 0.654 | 0.801 |
| 10465 | 72.321 | 65.625 | 10.094 | 2.960 | 0.679 | 1.067 |
| 10470 | 72.139 | 64.179 | 8.219 | 2.662 | 0.527 | 1.100 |
| 10474 | 73.460 | 71.090 | 9.678 | 2.891 | 0.687 | 1.005 |
| MEAN | 65.484 | 58.225 | 10.096 | 3.060 | 0.667 | 1.116 |
| S.D. | 6.5305 | 9.2194 | 3.0811 | 0.4602 | 0.1031 | 0.3100 |
| S.E. | 2.0651 | 2.9154 | 0.9743 | 0.1455 | 0.0326 | 0.0980 |
| N | 10 | 10 | 10 | 10 | 10 | 10 |

TABLE A19

PROJECT NO.:WIL-402023 A 90-DAY DERMAL STUDY UTILIZING CLARIFIED OILS IN RATS 

SPONSOR:AMERICAN PETROLEUM INDIVIDUAL ORGAN WEIGHTS RELATIVE TO BRAIN WEIGHTS [G/100 G]

MALE GROUP: 25 MG/KG/DAY

| ANIMAL | EPIDIDYMIDES | PROSTATE | THYMUS | ADRENAL GLANDS | PITUITARY | THYROIDS /PARATHY |
|---|---|---|---|---|---|---|
| 10429 | 59.633 | 43.578 | 5.303 | 3.298 | 0.495 | 0.986 |
| 10441 | 61.927 | 47.706 | 4.041 | 3.211 | 0.670 | 1.083 |
| 10442 | 63.000 | 39.500 | 5.730 | 2.625 | 0.490 | 1.175 |
| 10455 | 64.286 | 45.238 | 8.476 | 3.295 | 0.810 | 1.362 |
| 10458 | 57.466 | 45.701 | 4.516 | 2.986 | 0.796 | 1.149 |
| 10463 | 55.502 | 45.933 | 9.239 | 3.120 | 0.703 | 1.258 |
| 10464 | 63.547 | 55.172 | 8.724 | 3.606 | 0.581 | 1.212 |
| 10466 | 62.037 | 55.556 | 6.898 | 3.361 | 0.778 | 1.255 |
| 10471 | 65.116 | 55.814 | 3.056 | 2.833 | 0.721 | 1.274 |
| 10473 | 59.729 | 66.063 | 9.968 | 3.593 | 0.697 | 1.267 |
| MEAN | 61.224 | 50.026 | 6.595 | 3.193 | 0.674 | 1.202 |
| S.D. | 3.0886 | 7.9155 | 2.4112 | 0.3129 | 0.1165 | 0.1082 |
| S.E. | 0.9767 | 2.5031 | 0.7625 | 0.0989 | 0.0368 | 0.0342 |
| N | 10 | 10 | 10 | 10 | 10 | 10 |

TABLE A19

PROJECT NO.:WIL-402023 A 90-DAY DERMAL STUDY UTILIZING CLARIFIED OILS IN RATS 

SPONSOR:AMERICAN PETROLEUM INDIVIDUAL ORGAN WEIGHTS RELATIVE TO BRAIN WEIGHTS [G/100 G]

MALE GROUP: 50 MG/KG/DAY

| ANIMAL | EPIDIDYMIDES | PROSTATE | THYMUS | ADRENAL GLANDS | PITUITARY | THYROIDS /PARATHY |
|---|---|---|---|---|---|---|
| 10424 | 62.000 | 35.500 | 3.935 | 2.995 | 0.705 | 1.210 |
| 10439 | 57.416 | 46.890 | 2.416 | 2.957 | 0.684 | 1.029 |
| 10440 | 73.158 | 54.211 | 5.800 | 3.684 | 0.579 | 1.279 |
| 10450 | 70.202 | 41.414 | 5.202 | 3.035 | 0.636 | 1.545 |
| 10472 | 61.809 | 39.698 | 4.020 | 2.327 | 0.764 | 1.322 |
| MEAN | 64.917 | 43.543 | 4.275 | 3.000 | 0.674 | 1.277 |
| S.D. | 6.5244 | 7.2284 | 1.3058 | 0.4808 | 0.0700 | 0.1870 |
| S.E. | 2.9178 | 3.2326 | 0.5840 | 0.2150 | 0.0313 | 0.0836 |
| N | 5 | 5 | 5 | 5 | 5 | 5 |

TABLE A19

PROJECT NO.:WIL-402023 A 90-DAY DERMAL STUDY UTILIZING CLARIFIED OILS IN RATS 

SPONSOR:AMERICAN PETROLEUM INDIVIDUAL ORGAN WEIGHTS RELATIVE TO BRAIN WEIGHTS [G/100 G]

FEMALE GROUP: UNTREATED

| ANIMAL | FBW(G) | BRAIN WT (GRAMS) | LIVER | KIDNEYS | SPLEEN | HEART |
|---|---|---|---|---|---|---|
| 10486 | 286. | 1.88 | 404.787 | 103.191 | 30.319 | 54.255 |
| 10491 | 274. | 1.94 | 355.155 | 87.629 | 31.959 | 57.732 |
| 10494 | 281. | 1.93 | 416.580 | 95.337 | 35.233 | 53.886 |
| 10495 | 239. | 1.98 | 329.293 | 81.313 | 23.232 | 48.990 |
| 10496 | 274. | 1.88 | 351.596 | 82.447 | 27.128 | 53.191 |
| 10499 | 251. | 1.84 | 345.652 | 93.478 | 25.000 | 46.739 |
| 10511 | 271. | 1.88 | 430.851 | 111.702 | 25.532 | 57.447 |
| 10512 | 244. | 1.95 | 346.154 | 83.077 | 26.667 | 56.410 |
| 10514 | 259. | 2.03 | 353.202 | 105.419 | 24.631 | 48.768 |
| 10536 | 274. | 2.00 | 364.000 | 101.000 | 28.000 | 49.500 |
| MEAN | 265. | 1.93 | 369.727 | 94.459 | 27.770 | 52.692 |
| S.D. | 16.1 | 0.061 | 34.6054 | 10.7058 | 3.7201 | 3.9536 |
| S.E. | 5.1 | 0.019 | 10.9432 | 3.3855 | 1.1764 | 1.2502 |
| N | 10 | 10 | 10 | 10 | 10 | 10 |

FBW = FINAL BODY WEIGHT

TABLE A19

PROJECT NO.:WIL-402023 A 90-DAY DERMAL STUDY UTILIZING CLARIFIED OILS IN RATS 

SPONSOR:AMERICAN PETROLEUM INDIVIDUAL ORGAN WEIGHTS RELATIVE TO BRAIN WEIGHTS [G/100 G]

FEMALE GROUP: 0 MG/KG/DAY

| ANIMAL | FBW(G) | BRAIN WT (GRAMS) | LIVER | KIDNEYS | SPLEEN | HEART |
|---|---|---|---|---|---|---|
| 10481 | 289. | 1.81 | 409.392 | 104.972 | 28.177 | 64.088 |
| 10505 | 278. | 1.96 | 401.020 | 90.816 | 32.653 | 62.245 |
| 10489 | 264. | 1.89 | 398.942 | 105.291 | 29.101 | 59.259 |
| 10502 | 310. | 1.91 | 385.340 | 109.948 | 29.319 | 64.921 |
| 10519 | 318. | 1.94 | 402.062 | 104.124 | 34.021 | 62.371 |
| 10478 | 338. | 1.94 | 447.938 | 102.577 | 36.598 | 63.918 |
| 10530 | 263. | 2.00 | 341.000 | 84.000 | 29.000 | 56.000 |
| 10534 | 268. | 1.83 | 396.175 | 104.918 | 28.962 | 50.820 |
| 10535 | 301. | 2.02 | 389.604 | 98.515 | 36.634 | 59.406 |
| 10537 | 233. | 2.03 | 310.345 | 90.148 | 24.138 | 52.709 |
| MEAN | 286. | 1.93 | 388.182 | 99.531 | 30.860 | 59.574 |
| S.D. | 31.2 | 0.075 | 37.7898 | 8.4124 | 4.0053 | 4.9381 |
| S.E. | 9.9 | 0.024 | 11.9502 | 2.6602 | 1.2666 | 1.5616 |
| N | 10 | 10 | 10 | 10 | 10 | 10 |

FBW = FINAL BODY WEIGHT

TABLE A19

PROJECT NO.:WIL-402023 A 90-DAY DERMAL STUDY UTILIZING CLARIFIED OILS IN RATS 

SPONSOR:AMERICAN PETROLEUM INDIVIDUAL ORGAN WEIGHTS RELATIVE TO BRAIN WEIGHTS [G/100 G]

FEMALE GROUP: 5 MG/KG/DAY

| ANIMAL | FBW(G) | BRAIN WT (GRAMS) | LIVER | KIDNEYS | SPLEEN | HEART |
|---|---|---|---|---|---|---|
| 10479 | 257. | 1.87 | 442.781 | 87.701 | 40.642 | 58.289 |
| 10482 | 282. | 1.84 | 419.565 | 91.304 | 30.435 | 52.717 |
| 10490 | 250. | 1.84 | 360.848 | 84.636 | 25.897 | 66.995 |
| 10501 | 305. | 2.06 | 424.272 | 92.233 | 29.612 | 56.796 |
| 10508 | 268. | 1.95 | 422.051 | 96.410 | 32.821 | 54.359 |
| 10513 | 283. | 1.85 | 484.865 | 93.514 | 34.054 | 52.432 |
| 10520 | 286. | 1.99 | 371.859 | 92.965 | 26.131 | 51.759 |
| 10521 | 286. | 1.88 | 436.170 | 113.298 | 26.064 | 62.766 |
| 10531 | 284. | 1.87 | 461.497 | 108.021 | 37.433 | 55.615 |
| 10532 | 278. | 2.03 | 409.360 | 92.611 | 33.005 | 49.754 |
| MEAN | 278. | 1.92 | 423.327 | 95.269 | 31.609 | 56.148 |
| S.D. | 15.8 | 0.083 | 37.3447 | 8.8173 | 4.9851 | 5.3298 |
| S.E. | 5.0 | 0.026 | 11.8094 | 2.7883 | 1.5764 | 1.6854 |
| N | 10 | 10 | 10 | 10 | 10 | 10 |

FBW = FINAL BODY WEIGHT

TABLE A19

PROJECT NO.:WIL-402023 A 90-DAY DERMAL STUDY UTILIZING CLARIFIED OILS IN RATS 

SPONSOR:AMERICAN PETROLEUM INDIVIDUAL ORGAN WEIGHTS RELATIVE TO BRAIN WEIGHTS [G/100 G]

FEMALE GROUP: 25 MG/KG/DAY

| ANIMAL | FBW(G) | BRAIN WT (GRAMS) | LIVER | KIDNEYS | SPLEEN | HEART |
|---|---|---|---|---|---|---|
| 10485 | 244. | 2.01 | 466.667 | 88.060 | 31.841 | 48.756 |
| 10492 | 245. | 1.81 | 486.188 | 96.685 | 32.597 | 58.564 |
| 10497 | 232. | 1.86 | 512.366 | 105.376 | 31.720 | 59.677 |
| 10498 | 274. | 2.05 | 479.512 | 83.902 | 33.659 | 49.756 |
| 10500 | 273. | 1.93 | 527.979 | 110.363 | 29.534 | 62.694 |
| 10504 | 229. | 1.83 | 479.235 | 107.104 | 28.962 | 59.016 |
| 10506 | 236. | 1.85 | 449.189 | 91.892 | 31.892 | 56.216 |
| 10509 | 247. | 1.87 | 475.401 | 91.444 | 33.690 | 50.802 |
| 10515 | 256. | 1.82 | 600.000 | 92.308 | 44.505 | 56.044 |
| MEAN | 248. | 1.89 | 497.393 | 96.348 | 33.155 | 55.725 |
| S.D. | 16.4 | 0.086 | 45.0198 | 9.2029 | 4.5520 | 4.8971 |
| S.E. | 5.5 | 0.029 | 15.0066 | 3.0676 | 1.5173 | 1.6324 |
| N | 9 | 9 | 9 | 9 | 9 | 9 |

FBW = FINAL BODY WEIGHT

TABLE A19

PROJECT NO.:WIL-402023 A 90-DAY DERMAL STUDY UTILIZING CLARIFIED OILS IN RATS 

SPONSOR:AMERICAN PETROLEUM INDIVIDUAL ORGAN WEIGHTS RELATIVE TO BRAIN WEIGHTS [G/100 G]

FEMALE GROUP: 50 MG/KG/DAY

| ANIMAL | FBW(G) | BRAIN WT (GRAMS) | LIVER | KIDNEYS | SPLEEN | HEART |
|---|---|---|---|---|---|---|
| 10484 | 264. | 1.88 | 496.277 | 82.979 | 39.894 | 47.340 |
| 10503 | 236. | 1.70 | 592.941 | 94.706 | 32.941 | 55.294 |
| 10516 | 270. | 1.89 | 586.243 | 97.884 | 38.095 | 62.434 |
| 10517 | 263. | 1.93 | 564.249 | 95.337 | 42.487 | 65.285 |
| 10526 | 256. | 1.93 | 512.435 | 90.155 | 36.788 | 61.140 |
| 10527 | 220. | 1.69 | 492.899 | 91.124 | 24.260 | 57.396 |
| 10529 | 248. | 1.94 | 501.546 | 87.629 | 31.959 | 49.485 |
| MEAN | 251. | 1.85 | 535.227 | 91.402 | 35.203 | 56.911 |
| S.D. | 17.8 | 0.109 | 44.2313 | 5.0864 | 6.0734 | 6.6847 |
| S.E. | 6.7 | 0.041 | 16.7179 | 1.9225 | 2.2955 | 2.5266 |
| N | 7 | 7 | 7 | 7 | 7 | 7 |

FBW = FINAL BODY WEIGHT

TABLE A19

A 90-DAY DERMAL STUDY UTILIZING CLARIFIED OILS IN RATS

INDIVIDUAL ORGAN WEIGHTS RELATIVE TO BRAIN WEIGHTS [G/100 G]



FEMALE GROUP: UNTREATED

| ANIMAL | UTERUS | THYMUS | OVARIES/ OVIDUCTS | ADRENAL GLANDS | PITU ITARY | THYROIDS /PARATHY |
|---|---|---|---|---|---|---|
| 10486 | 46.277 | 12.202 | 6.941 | 3.511 | 0.941 | 0.931 |
| 10491 | 52.062 | 15.747 | 6.691 | 3.139 | 0.789 | 0.866 |
| 10494 | 26.425 | 12.285 | 7.751 | 4.269 | 1.005 | 1.166 |
| 10495 | 142.929 | 11.399 | 6.131 | 3.470 | 1.030 | 0.929 |
| 10496 | 32.979 | 17.426 | 6.330 | 3.500 | 0.851 | 0.941 |
| 10499 | 27.174 | 8.337 | 6.587 | 2.940 | 1.250 | 0.739 |
| 10511 | 22.872 | 11.335 | 6.569 | 3.282 | 1.271 | 0.798 |
| 10512 | 30.256 | 16.487 | 6.251 | 3.821 | 0.856 | 0.938 |
| 10514 | 24.138 | 9.591 | 6.330 | 3.163 | 1.044 | 0.975 |
| 10536 | 44.500 | 17.720 | 7.995 | 3.690 | 1.010 | 0.950 |
| MEAN | 44.961 | 13.253 | 6.758 | 3.478 | 1.005 | 0.923 |
| S.D. | 35.8878 | 3.3463 | 0.6356 | 0.3847 | 0.1598 | 0.1135 |
| S.E. | 11.3487 | 1.0582 | 0.2010 | 0.1217 | 0.0505 | 0.0359 |
| N | 10 | 10 | 10 | 10 | 10 | 10 |

TABLE A19

PROJECT NO.:WIL-402023 A 90-DAY DERMAL STUDY UTILIZING CLARIFIED OILS IN RATS 

SPONSOR:AMERICAN PETROLEUM INDIVIDUAL ORGAN WEIGHTS RELATIVE TO BRAIN WEIGHTS [G/100 G]

FEMALE GROUP: 0 MG/KG/DAY

| ANIMAL | UTERUS | THYMUS | OVARIES/ OVIDUCTS | ADRENAL GLANDS | PITU ITARY | THYROIDS /PARATHY |
|---|---|---|---|---|---|---|
| 10481 | 29.282 | 10.486 | 6.155 | 3.751 | 0.989 | 1.182 |
| 10505 | 29.082 | 15.617 | 6.719 | 3.439 | 0.944 | 0.929 |
| 10489 | 25.397 | 13.635 | 5.995 | 3.561 | 1.228 | 0.952 |
| 10502 | 21.990 | 11.277 | 6.937 | 3.204 | 0.749 | 0.969 |
| 10519 | 43.814 | 12.139 | 6.969 | 3.392 | 0.814 | 1.026 |
| 10478 | 28.866 | 19.974 | 7.948 | 3.928 | 0.887 | 0.830 |
| 10530 | 23.000 | 13.160 | 5.675 | 3.035 | 1.100 | 0.755 |
| 10534 | 27.869 | 10.940 | 7.104 | 3.809 | 0.973 | 1.011 |
| 10535 | 33.168 | 13.054 | 6.089 | 3.396 | 1.069 | 1.119 |
| 10537 | 48.276 | 12.227 | 6.197 | 2.557 | 0.931 | 0.961 |
| MEAN | 31.074 | 13.251 | 6.579 | 3.407 | 0.968 | 0.973 |
| S.D. | 8.5951 | 2.7921 | 0.6811 | 0.4054 | 0.1397 | 0.1246 |
| S.E. | 2.7180 | 0.8829 | 0.2154 | 0.1282 | 0.0442 | 0.0394 |
| N | 10 | 10 | 10 | 10 | 10 | 10 |

TABLE A19

PROJECT NO.:WIL-402023 A 90-DAY DERMAL STUDY UTILIZING CLARIFIED OILS IN RATS 

SPONSOR:AMERICAN PETROLEUM INDIVIDUAL ORGAN WEIGHTS RELATIVE TO BRAIN WEIGHTS [G/100 G]

FEMALE GROUP: 5 MG/KG/DAY

| ANIMAL | UTERUS | THYMUS | OVARIES/ OVIDUCTS | ADRENAL GLANDS | PITU ITARY | THYROIDS /PARATHY |
|---|---|---|---|---|---|---|
| 10479 | 21.390 | 9.631 | 6.893 | 3.444 | 1.096 | 1.267 |
| 10482 | 48.913 | 14.679 | 7.005 | 3.728 | 0.973 | 0.995 |
| 10490 | 49.533 | 15.630 | 7.217 | 4.141 | 0.962 | 0.821 |
| 10501 | 42.233 | 19.553 | 6.621 | 3.786 | 1.044 | 0.942 |
| 10508 | 21.538 | 12.800 | 6.010 | 3.313 | 1.169 | 0.974 |
| 10513 | 31.892 | 13.168 | 6.054 | 3.022 | 1.070 | 0.914 |
| 10520 | 23.618 | 14.256 | 5.769 | 2.905 | 0.729 | 0.960 |
| 10521 | 35.638 | 12.197 | 8.468 | 4.239 | 1.080 | 0.867 |
| 10531 | 33.690 | 14.358 | 5.914 | 4.476 | 0.984 | 1.032 |
| 10532 | 32.512 | 11.044 | 6.163 | 3.473 | 1.054 | 0.916 |
| MEAN | 34.096 | 13.732 | 6.612 | 3.653 | 1.016 | 0.969 |
| S.D. | 10.3434 | 2.7212 | 0.8245 | 0.5200 | 0.1190 | 0.1213 |
| S.E. | 3.2709 | 0.8605 | 0.2607 | 0.1644 | 0.0376 | 0.0384 |
| N | 10 | 10 | 10 | 10 | 10 | 10 |

TABLE A19

PROJECT NO.:WIL-402023 A 90-DAY DERMAL STUDY UTILIZING CLARIFIED OILS IN RATS 

SPONSOR:AMERICAN PETROLEUM INDIVIDUAL ORGAN WEIGHTS RELATIVE TO BRAIN WEIGHTS [G/100 G]

FEMALE GROUP: 25 MG/KG/DAY

| ANIMAL | UTERUS | THYMUS | OVARIES/ OVIDUCTS | ADRENAL GLANDS | PITU ITARY | THYROIDS /PARATHY |
|---|---|---|---|---|---|---|
| 10485 | 39.303 | 11.388 | 6.701 | 3.647 | 0.652 | 1.025 |
| 10492 | 29.282 | 11.652 | 5.116 | 2.923 | 0.961 | 1.055 |
| 10497 | 36.022 | 6.263 | 4.651 | 4.177 | 0.855 | 0.978 |
| 10498 | 18.049 | 5.020 | 6.512 | 3.654 | 1.132 | 1.146 |
| 10500 | 36.788 | 10.720 | 6.912 | 3.580 | 0.948 | 1.378 |
| 10504 | 31.694 | 5.503 | 7.311 | 3.503 | 1.153 | 0.962 |
| 10506 | 95.676 | 10.222 | 5.400 | 2.903 | 0.822 | 0.968 |
| 10509 | 27.807 | 5.770 | 6.075 | 2.957 | 0.802 | 1.064 |
| 10515 | 26.923 | 5.929 | 6.423 | 4.374 | 1.319 | 1.000 |
| MEAN | 37.949 | 8.052 | 6.122 | 3.524 | 0.960 | 1.064 |
| S.D. | 22.5664 | 2.8400 | 0.8887 | 0.5307 | 0.2079 | 0.1314 |
| S.E. | 7.5221 | 0.9467 | 0.2962 | 0.1769 | 0.0693 | 0.0438 |
| N | 9 | 9 | 9 | 9 | 9 | 9 |

TABLE A19

PROJECT NO.:WIL-402023 A 90-DAY DERMAL STUDY UTILIZING CLARIFIED OILS IN RATS 

SPONSOR:AMERICAN PETROLEUM INDIVIDUAL ORGAN WEIGHTS RELATIVE TO BRAIN WEIGHTS [G/100 G]

FEMALE GROUP: 50 MG/KG/DAY

| ANIMAL | UTERUS | THYMUS | OVARIES/ OVIDUCTS | ADRENAL GLANDS | PITU ITARY | THYROIDS /PARATHY |
|---|---|---|---|---|---|---|
| 10484 | 24.106 | 5.037 | 8.484 | 3.154 | 0.830 | 3.000 |
| 10503 | 32.353 | 11.447 | 5.306 | 4.071 | 1.235 | 1.394 |
| 10516 | 81.481 | 2.529 | 7.254 | 3.455 | 0.836 | 1.222 |
| 10517 | 62.694 | 4.876 | 4.487 | 3.368 | 0.902 | 1.135 |
| 10526 | 37.824 | 6.135 | 7.176 | 3.699 | 1.062 | 0.979 |
| 10527 | 25.444 | 6.195 | 9.166 | 4.225 | 0.959 | 1.006 |
| 10529 | 43.299 | 4.284 | 5.294 | 2.809 | 0.840 | 1.062 |
| MEAN | 43.886 | 5.786 | 6.738 | 3.540 | 0.952 | 1.400 |
| S.D. | 21.0896 | 2.7866 | 1.7609 | 0.4993 | 0.1505 | 0.7198 |
| S.E. | 7.9711 | 1.0532 | 0.6655 | 0.1887 | 0.0569 | 0.2721 |
| N | 7 | 7 | 7 | 7 | 7 | 7 |

POFBWv4.29
09/01/2011